Lubbock County, Texas
Adopted Budget
FY 2009 - 2010

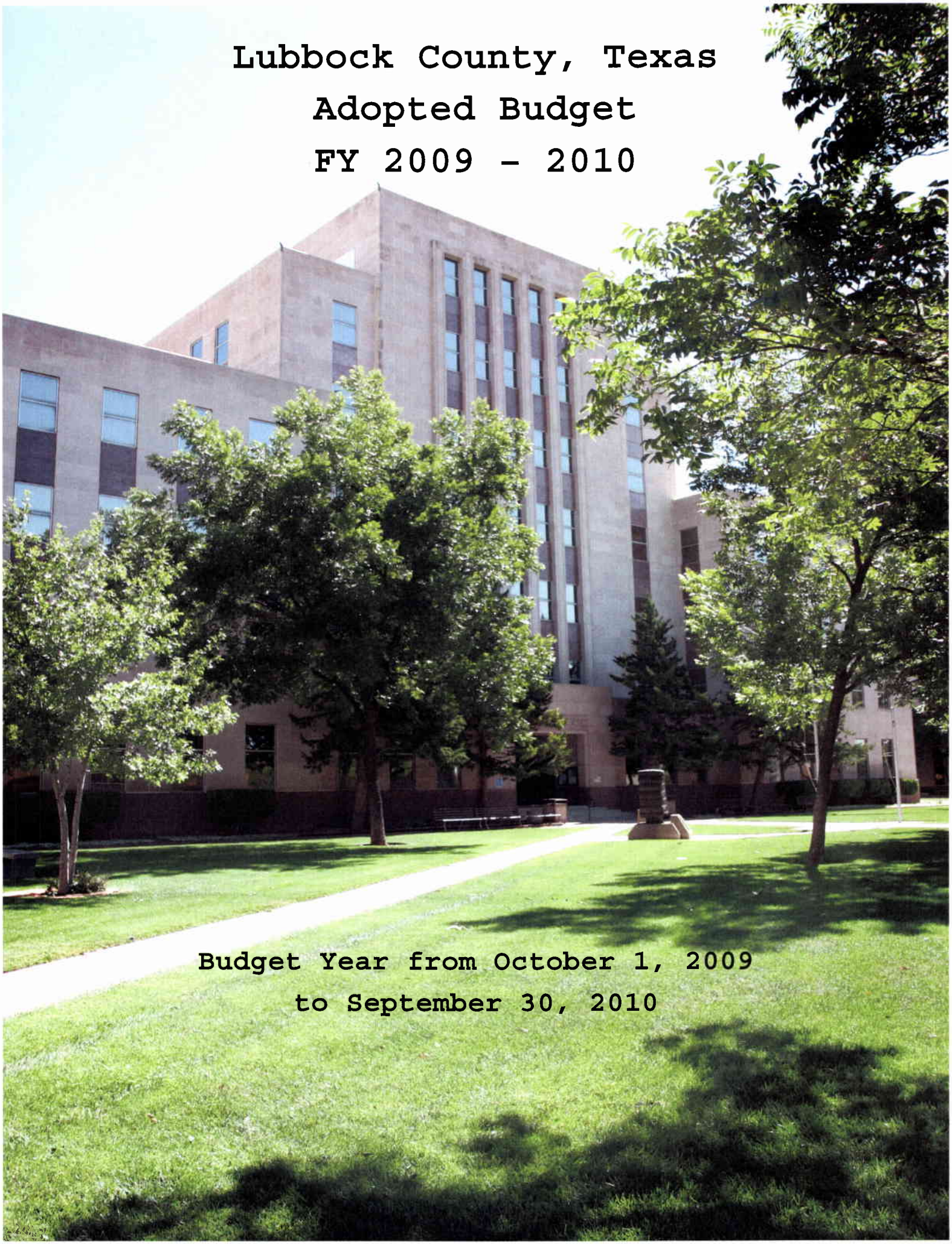

Budget Year from October 1, 2009
to September 30, 2010

Photo Courtesy of Stephen Chandler, Purchasing Director

Lubbock County, Texas

Adopted Budget

FY 2009 - 2010

Budget Year from October 1, 2009 to
September 30, 2010

BUDGET CERTIFICATE

Budget Year from October 1, 2009 to September 30, 2010

THE STATE OF TEXAS
COUNTY OF LUBBOCK

We, Jackie Latham, County Auditor; and Kelly Pinion, County Clerk of Lubbock County, Texas, do hereby certify that the attached budget is a true and correct copy of the Budget of Lubbock County, Texas, as passed and approved by Commissioners Court of said County on the 14th day of September 2009, as the same appears on file in the office of the County Clerk of said County.

Jackie Latham

Jackie Latham, County Auditor

Kelly Pinion

Kelly Pinion, County Clerk

LUBBOCK COUNTY, TEXAS
Adopted Budget 2009 - 2010
Table of Contents

INTRODUCTION

Organizational Summaries

Two Year Expenditure Comparison.....1
Map of Texas Counties.....2
Texas County Government Overview.....3
History of Lubbock County.....4
Lubbock County Population History.....5
Economic and Demographic Information.....6
Lubbock County Fact Sheet.....9
Lubbock County Strategic Plan and Organizational Goals.....10
Lubbock County Organization by Function.....19
Lubbock County Organization Chart.....20
Principal Officials of Lubbock County.....21
Commissioners' Court Duties and Responsibilities.....22

Policies and Procedures

Personnel Policies.....23
Employee History (Graph).....25
Number of Personnel Positions by Department.....26
Comparative Summary of Employees by Function.....29
Comparative Summary of Employees by Function (Graph).....30
Number of Positions by Classification.....31
Revenue Policies.....33
Capital Expenditure Policy.....34
Fund Balance Summary and Unreserved Fund Balance Policy.....35
Projected Fund Balance - All Funds.....38
Explanation of Increase/Decrease in Fund Balance.....40
Budget Policies and Procedures.....44
FY 2010 Budget Planning Calendar.....47
Summary of Financial Policies.....49
Investment Policies and Strategies.....50
Purchasing Policies.....67
Debt Management Policies & Legal Debt Limit Calculation.....76
Debt Service Maturity Schedule - Series 2003.....79
Debt Service Maturity Schedule - Series 2007.....80
Debt Service Maturity Schedule - Series 2006.....81
Combined Debt Service Maturity Schedule.....82

Budget Summaries

Major Funding Issues.....83
Key Issues in Developing the 2010 Budget.....84
Budget in Brief.....85
Lubbock County Department Goals.....87
Lubbock County Operating Indicators.....93
Basis of Accounting, Auditing and Financial Planning.....97

LUBBOCK COUNTY, TEXAS
Adopted BUDGET 2009 - 2010
Table of Contents

Governmental Fund Types.....98
Summary of Budget by Fund Type (Graph).....102
Proprietary and Fiduciary Fund Types.....103
Revenues and Expenditures by Function - All Funds.....104
2008 Actual Revenues and Expenditures - All Funds.....105
2009 Budgeted Revenues and Expenditures - All Funds.....106
2010 Budgeted Revenues and Expenditures - All Funds.....107
2010 Total Comparative Revenues - All Funds.....108
Revenue Sources.....109
2010 Total Comparative Expenditures - All Funds.....119
Revenues by Function - All Funds.....120
Expenditures by Function - All Funds.....121
Expenditure Summary by Category - All Funds.....122
Expenditure Comparison - General Fund vs. All Funds.....123
Uses of Funds.....124
Overview of Major Revenue Sources.....135

GENERAL FUND

General Fund - Revenue and Expenditure Summary.....141
General Fund Revenues.....143
General Fund Expenditures vs. All Funds.....147
General Fund Expenditure by Function.....148
General Fund Expenditure by Category Detail.....149
Expenditure by Function vs. Total General Fund.....150

General Fund Detail Appropriations by Department

Admin. Research.....169
Auditor.....175
Central Jury.....185
Commissioners Court.....161
Constable 1.....189
Constable 2.....190
Constable 3.....191
Constable 4.....192
County Clerk.....163
County Judge.....162
Courts.....178
Criminal District Attorney.....187
CSCD.....201
District Clerk.....179
Elections.....209
General Assistance.....205
Human Resources.....177
Information Services.....164
Inmate Transportation.....199
Jail.....197
Judicial.....186
Judicial Compliance.....180

LUBBOCK COUNTY, TEXAS
Adopted Budget 2009 - 2010
Table of Contents

Justice of the Peace 1.....181
Justice of the Peace 2.....182
Justice of the Peace 3.....183
Justice of the Peace 4.....184
Library Services.....212
Lubbock Co Historical.....211
Maintenance.....202
Medical Examiner.....193
Non-Departmental.....167
Public Safety.....200
Public Works.....213
Purchasing.....173
Sanitation.....204
Self Insurance Claims.....166
Sheriff.....195
Tax Office.....171
Texas AgriLife.....207
Transfers.....215
Treasurer.....170
Veterans Affairs.....206

SPECIAL REVENUE FUNDS

Consolidated Road and Bridge

Cons. Road and Bridge - Revenue and Expenditure Summary.....216
Consolidated Road and Bridge Revenues.....217
Cons. Road and Bridge Expenditures vs. All Funds.....218
Cons. Road and Bridge Expenditures by Category Detail.....219
Consolidated Road and Bridge Expenditure Detail.....220

ALL OTHER SPECIAL REVENUE FUNDS

All Special Revenue Funds Excluding Consolidated Road and Bridge Expenditures vs. All Funds 223
All Special Revenue Funds Excluding Consolidated Road and Bridge Expenditures by Category Detail 224

Park Funds

Idalou/New Deal Park.....235
Precinct Number 1 Park.....225
Shallowater Park.....239
Slaton/Roosevelt Park.....230

Permanent Improvement Fund

Permanent Improvement Fund.....244

LUBBOCK COUNTY, TEXAS
Adopted BUDGET 2009 - 2010
Table of Contents

New Road Fund

New Road Fund.....248

Juvenile Probation Funds

Commitment Reduction (TJPC).....256
Community Corrections Assistance Program (TJPC).....286
Juvenile Accountability Block Grant (JABG).....298
Juvenile Detention Fund.....273
Juvenile Food Service Fund.....278
Juvenile Probation Fund.....264
Juvenile Probation Grants (TJPC).....269
Regional ICBP.....290
Safe School Program (JJAEP).....252
Star Program.....260
Substance Abuse Treatment Center.....282
Title IV-E.....294

Drug Courts

County Drug Court.....330
District Court JAG (CJD).....310
Drug Court (CJD).....322
Drug Court (DOJ).....326
DWI Court (CJD).....302
Family Recovery Court (CJD).....306

On Line Access

On Line Access.....314

Mental Health Private Defender

Mental Health Private Defender.....318

Dispute Resolution

Dispute Resolution.....334
Domestic Relations Office.....344
Truancy Mediation Program.....349
USDA - Ag Mediation.....339

Law Library Fund

Law Library.....353

LUBBOCK COUNTY, TEXAS
Adopted Budget 2009 - 2010
Table of Contents

Elections

Election Admin Fee.....366
Election Equipment.....370
Election Services.....358
Help America Vote (HAVA).....362

Hazard Material EMP - LEPC

Hazard Material EMG - LEPC.....374

Records Preservation Funds

Court Record Preservation.....399
Historic Survey Grant.....378
Records Preservation - Commissioners Court.....391
Records Preservation - County Clerk.....386
Records Preservation - District Clerk.....382

Courthouse Security Fund

Courthouse Security.....395

Historic Preservation

Historic Preservation.....403

Child Abuse Prevention Fund

Child Abuse Prevention.....407

Judicial Technology Fund

Judicial Technology.....410

County and District Court Funds

County and District Court Technology 414
District Court Record Technology 418

County Clerk Archive Fund

County Clerk Archive Fund 422

LUBBOCK COUNTY, TEXAS
Adopted BUDGET 2009 - 2010
Table of Contents

Regional Public Defender Fund

Regional Public Defender.....426

Homeland Security Fund

Homeland Security.....442

Sheriff Funds

Contraband Fund.....430
Inmate Supply Fund.....434
LECD Grant - Emergency Communication.....446
Victim Information Notification Everyday (VINE).....438

Criminal District Attorney Funds

Business Crimes.....450
Contraband Fund.....455
Domestic Violence Prosecution.....479
Internet Crimes (ICAC).....467
Justice Assistance Grant (JAG).....463
Safe Neighborhood.....475
South Plains Auto Task Force (SPATF).....459
Victim Coordinator Liaison Grant (VCLG).....471

DEBT SERVICE FUNDS

Debt Service Funds Expenditures vs. All Funds.....483
Debt Service Funds Expenditures by Category Detail.....484
Interest & Sinking Fund '03.....489
Interest & Sinking Fund '06.....485
Interest & Sinking Fund '07.....493

CAPITAL PROJECTS FUNDS

Capital Project Funds Expenditures vs. All Funds.....497
Capital Project Funds Expenditures by Category Detail.....498
New Jail/Correction Facility Construction.....499
New Jail/Correction Facility Construction 06 Issue.....503

INTERNAL SERVICE FUNDS

Internal Service Funds Expenditures vs. All Funds.....507
Internal Service Funds Expenditures by Category Detail.....508
Employee Health & Insurance.....509

LUBBOCK COUNTY, TEXAS
Adopted Budget 2009 - 2010
Table of Contents

Workers Compensation.....513

APPENDIX

Health & Dental Insurance Premiums.....517
Classification Schedule.....518
Classification Matrix.....519
Lubbock County Resolution Setting Tax Rate.....520
Glossary.....522

LUBBOCK COUNTY

Jacqueline Latham, CPA
County Auditor

Rhonda Scott
First Assistant Auditor

P.O. Box 10536
916 Main, Suite 1220
Lubbock, Texas 79408-3536
Phone: (806) 775-1097
Fax: (806) 775-1117

October 1, 2009

The Honorable County Judge and County Commissioners:

This Lubbock County Operating Budget for Fiscal Year 2010 was adopted by the Commissioners' Court on Monday, September 14, 2009 and will be used as the management control device of Lubbock County from October 1, 2009 through September 30, 2010.

This document is a direct result of tremendous cooperation and effort on behalf of the Elected Officials, Appointed Officials, Department Heads and the Lubbock County Commissioners' Court. Transitioning into the new Lubbock County Detention Center and re-establishing the Medical Examiner's Office as a County department while meeting the demands for essential and required services for Lubbock County citizens in an economical fashion continues to be accomplished with this budget. With all the changes included in the budget, the Commissioners' Court approved the effective tax rate. The County continues to maintain a very conservative philosophy that is reflected in the overall budget and financial policies. Departments continually find innovative way to streamline operations while maintaining their existing staffing levels.

The FY 2010 budget process began in May, with guidelines, goals and objectives communicated to the departments while preparing their initial budget request. The Auditor's Office receives and complies the initial requests prior to departmental budget workshops held during June and July. Budget reductions were necessary to maintain a low tax

rate. The overall budget process continues to be successful and we receive overwhelming cooperation from all County departments.

The Commissioners' Court held hearings that were posted in accordance with the Open Meetings Act for public input throughout the budget process. The public hearing on the 2010 Proposed Budget was held on September 14, 2009. The budget and tax rate were adopted following the public hearing.

Ad Valorem Taxes

Existing property values for the average homeowner on the tax roll in Lubbock County increased by an average of 3.23% in tax year 2009 (Fiscal Year 2009-2010). The Commissioners' Court approved a tax rate of $0.329458 per $100 valuation. The amount of taxes imposed this year on the average home would increase approximately $10.68. The tax rate increase can be largely attributed to the transition into the new Lubbock County Detention Center and the re-establishment of the Medical Examiner's Office as a County department.

Revenue Changes - General Fund

Various revenue line items increased with the most significant increases being sales tax in the amount of $400,000 and Medical Examiner fees in the amount of $1,117,220 from inter-local agreements with neighboring counties, teaching and other miscellaneous services. Fines and fees decreased slightly.

Expenditure Changes - General Fund

The General Fund budget for FY 2010 is $68,132,948, which represents a 4.63% increase above the $65,119,019 budget for FY 2009. The primary focus of the FY 2010 budget process was to fund only the required or mandated increases while keeping the tax rate as low as possible. The Court did not grant COLA or merit increases for FY 2010 but did approve the addition of one full time position and three reclassifications in addition to funding positions in the Medical Examiner's Office approved during FY 2009. The Medical Examiner's Office departmental budget was set at $1,628,382 with additional funding of $406,463 in a payroll

contingency line item and $94,455 for technological equipment. Various operating expenditures account for the remaining increases throughout the budget. Debt Service principal and interest payments are decreasing slightly for voter approved bonds for construction of the new detention center.

The table on page 1 shows a comparison of the adopted budget for each fund.

Financial Stability

Lubbock County remains financially strong as reflected in Standard & Poor's AA bond rating in fiscal year 2008. Un-appropriated general fund balance for FY 2009 is estimated at $16 million which represents approximately 24% of budgeted FY 2010 expenditures. These reserve funds are necessary to fund expenditures for the first three months of the fiscal year since property tax revenues are not considered delinquent until January. The County utilized $4,033,853 million of the unreserved general fund balance to fund FY 2010 expenditures. Throughout the year additional reserve funds are used only for one-time expenditures in the case of grave public necessity to meet an unusual or unforeseen condition that could not have been included in the original budget.

Summary

Considerable time was spent reviewing budget requests for compliance with the overall goals of the County. This is a solid budget and one that meets the demands of the growing County. The summaries that follow provide a very thorough and detailed view of the various changes in revenues and expenditures. Lubbock County continues to follow its Strategic Plan which is a five-year long-range plan that is used to address the County's immediate, short-term and long-term needs. This FY 2010 Adopted Budget complies with the Strategic Plan.

I would like to thank the members of the Commissioners' Court for their continued support in preparing this Operating Budget, as well as the Elected Officials and Department Heads of the County for working so well with the Auditor's Office throughout the year.

I would like to express my deep appreciation to the Auditor's Office staff for their hard work and dedication in helping craft the FY 2010 budget. They do such an incredible job and are to be commended for their assistance throughout the budget process and the entire fiscal year. Producing the County budget is very much a team effort and the specific skills of each employee in this office plays a vital role in making the budget process and this Operating Budget a continued success. This document continues to be enhanced each year and we are very proud to present this document to you.

Respectfully submitted,

Jackie Latham

Jackie Latham
Lubbock County Auditor

LUBBOCK COUNTY, TEXAS
TWO YEAR EXPENDITURE COMPARISON
ALL FUNDS

Fund	FY 2009 Budget	FY 2010 Budget	Variance	% Change
General Fund	$65,119,019	$68,132,948	$3,013,929	4.63%
Consolidated Road & Bridge	4,201,725	4,202,446	721	0.02%
Precinct 1 Park	131,880	122,036	(9,844)	-7.46%
Slaton/Roosevelt Park	169,110	169,442	332	0.20%
Idalou/New Deal Park	151,322	119,609	(31,713)	-20.96%
Shallowater Park	103,882	122,856	18,974	18.26%
Permanent Improvement	2,754,000	2,762,000	8,000	0.29%
New Road Fund	1,109,435	751,000	(358,435)	-32.31%
Safe Neighborhood	82,000	82,000	-	0.00%
TJPC C	-	408,800	408,800	-
Star Program	515,361	512,047	(3,314)	-0.64%
Juvenile Probation Fund	5,104,082	6,288,344	1,184,262	23.20%
TJPC Juv Probation Commission	748,298	816,369	68,071	9.10%
Juvenile Detention	3,193,556	3,242,904	49,348	1.55%
Juvenile Food Service	271,598	275,997	4,399	1.62%
Juvenile Substance Abuse	629,778	629,254	(524)	-0.08%
Community Correction Assistance	55,690	55,915	225	0.40%
TJPC-X	95,278	93,412	(1,866)	-1.96%
Title IV-E	910,874	232,905	(677,969)	-74.43%
JABG Juve Acct Block	-	-	-	-
DWI Court	-	75,605	75,605	-
Family Recovery Court	-	109,962	109,962	-
District Court JAG	-	101,925	101,925	-
Online Access	10,000	20,150	10,150	101.50%
Mental Health Private Defender	524,200	524,200	-	0.00%
Drug Court	205,766	109,932	(95,834)	-46.57%
DOJ-Drug Court	311,624	-	(311,624)	-100.00%
Drug Court Court Cost	51,250	55,317	4,067	7.94%
Dispute Resolution	338,624	341,847	3,223	0.95%
USDA Ag Mediation	440,449	565,227	124,778	28.33%
Domestic Relations Office	228,899	126,345	(102,554)	-44.80%
Truancy Mediation Program	28,559	30,477	1,918	6.72%
Law Library	176,454	178,000	1,546	0.88%
Election Services	509,997	564,267	54,270	10.64%
HAVA	-	5,945	5,945	-
Election Admin Fee	29,167	29,167	-	0.00%
Election Equipment Fund	30,000	32,000	2,000	6.67%
Hazard Material EMG - LEPC	-	-	-	-
Historic Survey Grant	-	33,848	33,848	-
District Clerk Records Preservation	15,000	13,751	(1,249)	-8.33%
County Clerk Records Preservation	245,772	743,868	498,096	202.67%
Commissioners' Court Record Preservation	93,000	93,000	-	0.00%
Courthouse Security	178,555	179,182	627	0.35%
Court Record Preservation	-	19,000	19,000	-
Historic Preservation	10,142	4,220	(5,922)	-58.39%
Child Abuse Prevention	-	-	-	-
Judicial Technology	36,671	68,188	31,517	85.95%
County and District Court Technology	-	4,000	4,000	-
District Court Record Technology	-	7,600	7,600	-
County Clerk Archive	400,000	400,000	-	0.00%
Regional Public Defender	1,434,232	1,227,994	(206,238)	-14.38%
Sheriff Contraband Fund	127,000	127,000	-	0.00%
Inmate Supply Fund	266,900	245,000	(21,900)	-8.21%
VINE	30,108	30,108	-	0.00%
Homeland Security	-	-	-	-
LECD - Emergency Communications	55,000	22,000	(33,000)	-60.00%
CDA Business Crimes	416,509	512,971	96,462	23.16%
CDA Contraband	118,628	118,000	(628)	-0.53%
South Plains Auto Task Force	521,709	546,170	24,461	4.69%
JAG	96,296	296,295	199,999	207.69%
Internet Crimes Against Children	4,500	-	(4,500)	-100.00%
VCLG	31,376	20,000	(11,376)	-36.26%
Project Safe Neighborhood	12,000	-	(12,000)	-100.00%
Domestic Violence Prosecution	115,624	115,624	-	0.00%
Interest/Sinking Fund	1,019,332	967,170	(52,162)	-5.12%
Interest/Sinking Fund 03 Bond Issue	4,050,657	3,798,225	(252,432)	-6.23%
Interest/Sinking Fund 07 Bond Issue	2,671,779	2,520,788	(150,991)	-5.65%
New Jail	4,231,525	-	(4,231,525)	-100.00%
New Jail 302	12,397,000	4,193,201	(8,203,799)	-66.18%
Employee Health Benefit	5,485,000	6,536,000	1,051,000	19.16%
Workers Comp Fund	1,171,100	1,371,600	200,500	17.12%
Total Expenditures - All Lubbock County Funds	$123,467,292	$116,105,453	($7,361,839)	-5.96%

MAP OF TEXAS COUNTIES

http://county-map.digital-topo-maps.com/texas.shtml

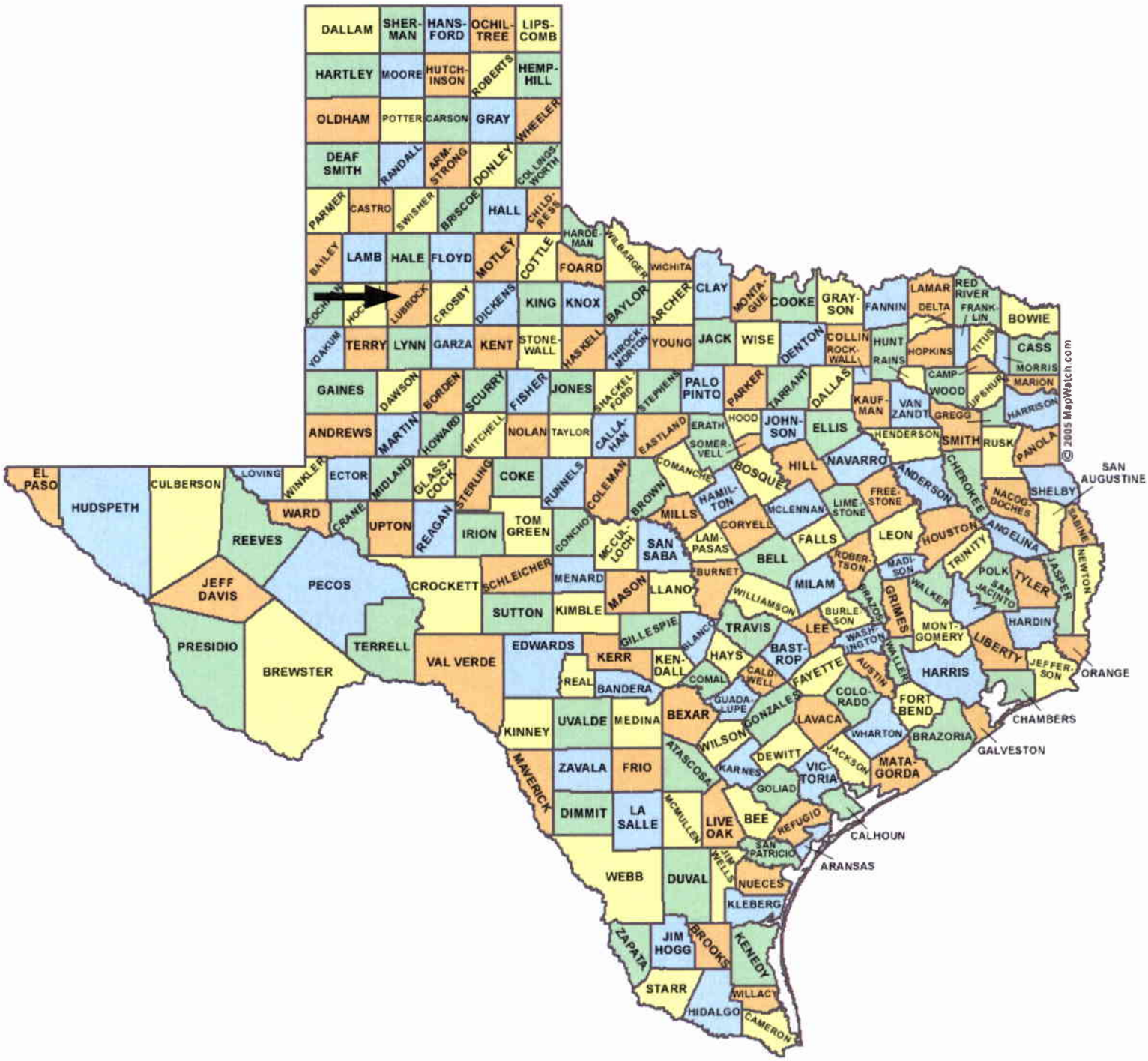

TEXAS COUNTY GOVERNMENT

- ***History***
  - Prior to the revolution of Texas against Mexico, there was no political subdivision at the county level. In 1835 Texas was divided into departments and municipalities. Under the new Republic in 1836 the 23 municipalities became counties. When Texas became a state in 1845, there were 36 counties. Under the state constitution of 1845, county government varied little from that under the Republic. The only major change was one that made all county offices elective positions. When Texas entered the Confederacy in 1861 and adopted a new state constitution, there were 122 counties. Ten years after Reconstruction from the Civil War, the Constitution of 1876 was adopted and is the present state constitution. The number of counties increased steadily until there were 254 counties in 1931.

- ***Function***
  - Major responsibilities include maintaining county roads, recreational facilities, and in some cases, county airports; constructing and operating jails; operating the judicial system; maintaining public records; collecting property taxes; issuing vehicle registration and transfers; and registering voters. Counties also provide law enforcement, conduct elections and provide health and social services to many poor county residents.

- ***Structure***
  - County government structure is spelled out in the Texas Constitution, which makes counties functional agents of the state. Thus, counties, unlike cities, are limited in their action to areas of responsibility specifically spelled out in laws passed by the Legislature. At the heart of each county is the commissioners' court. Each Texas County has four precinct commissioners and a county judge who serves on this court. Although this body conducts the general business of the county and oversees financial matters, the Texas Constitution established a strong system of checks and balances by creating other elective offices in each county. The major elective offices found in most counties include county attorneys, county and district clerks, county treasurers, sheriffs, county tax assessor-collectors, justices of the peace, and constables. As a part of the checks and balances system, counties have an auditor appointed by the district courts. While many county functions are administered by elected officials, others are performed by individuals employed by the Commissioners' Court. They include such departments as public health and human services, personnel and budget, and in some counties, public transportation and emergency medical services.

Source- Texas Association of Counties

LUBBOCK COUNTY HISTORY

Lubbock County was created on August 21, 1876 by an act of legislation in Austin that divided Bexar county which included parts of Northwest Texas and the South Plains into forty-eight counties. One of the newly formed counties, known as Lubbock County, was named after Tom S. Lubbock, a former Texas Ranger, Confederate Officer and brother of Francis R. Lubbock, Civil War Governor of Texas. At its creation, Lubbock County was attached to Baylor County and remained an appendage of that County until the organization of Crosby County in 1887.

Many distinct individuals were responsible for the formation of Lubbock County, some of the more notorious were: W.E. Rainer, W.D. Crump and Associates, and Frank Wheelock.

W.E. Rainer was a wealthy cattleman, manager, and part owner of the Rayner Cattle Company, with home offices in St. Louis, MO. Once established in the county, Rainer decided to form a city on the north side of the canyon, and call his new town Monterey. At the same time, another father of Lubbock, W.D. Crump, wished to build on the north side of the canyon, and name his new establishment Old Lubbock. After the development of these new townships talk began as to where the county seat would be established. Hence conflict. Crump wanted the seat in Old Lubbock and Rainer wanted Monterey. Eventually the two factions compromised and land was purchased for $1,920.00, January 21, 1891, by the groups for the formation of the city of Lubbock and the establishment of the county seat. Almost immediately the movement from Monterey and Old Lubbock began.

Once the county seat was determined, the election to organize the county was held on March 10, 1891. Colonel G.W. Shannon, was elected the first County Judge. His term lasted until November 17th 1894 where he was succeeded by P.F. Brown. The first County Commissioners of Lubbock were: J.D. Caldwell, F.E. Wheelock, L.D. Hund and Van Sanders. The first Sheriff was William M. Lay, while Will F. Hendrix took his role as the first County Attorney and George Wolffarth, was termed the first County Clerk.

By 1891 the Lubbock County Government was fully functional, so to make everything official the county jail was approved May 11, 1891, giving the first churches of Lubbock a place to congregate. The jailhouse also served the community as a temporary school and a sort of social center. The city of Lubbock incorporated in 1909, so from 1891 to 1909 the Commissioners' Court was the governing body of the town and county.

The first courthouse was a large 2-story frame building. All construction materials had to be hauled from Amarillo and Colorado City, since the Lubbock area did not have an abundance of trees. When the courthouse was built, churches left the jail and used this new county building as their meeting place.

In 1900 there were nearly 300 people in the county which included 70 to 80 families. The four cornered frame courthouse was the heart of the community in this little High Plains town. Two of the reasons being was because of the public water trough by the windmill, which was for very many years the town's nearest approach to a water system; also surrounding the courthouse were the public barbecue pits that had been dug on the east side of the square. The first hotel in Lubbock, the Nicolett Hotel, still shared domination of the landscape with the courthouse, but to the residents and visitors of the plains, the most striking feature would have undoubtedly been the windmill, an engineering spectacle which dotted the horizon and fields of the South Plains. The windmill has been a major necessity for the survival and growth of the civilization of the High Plains, by supplying water and a livelihood to the pioneers, crops and cattle of the dusty plain.

LUBBOCK COUNTY, TEXAS
ECONOMIC AND DEMOGRAPHIC INFORMATION
POPULATION GROWTH

Year	Population	% Change
1960	156,271	-
1970	179,295	14.73%
1980	211,651	18.05%
1990	222,636	5.19%
2000	242,628	8.98%
2009	267,269	10.16%

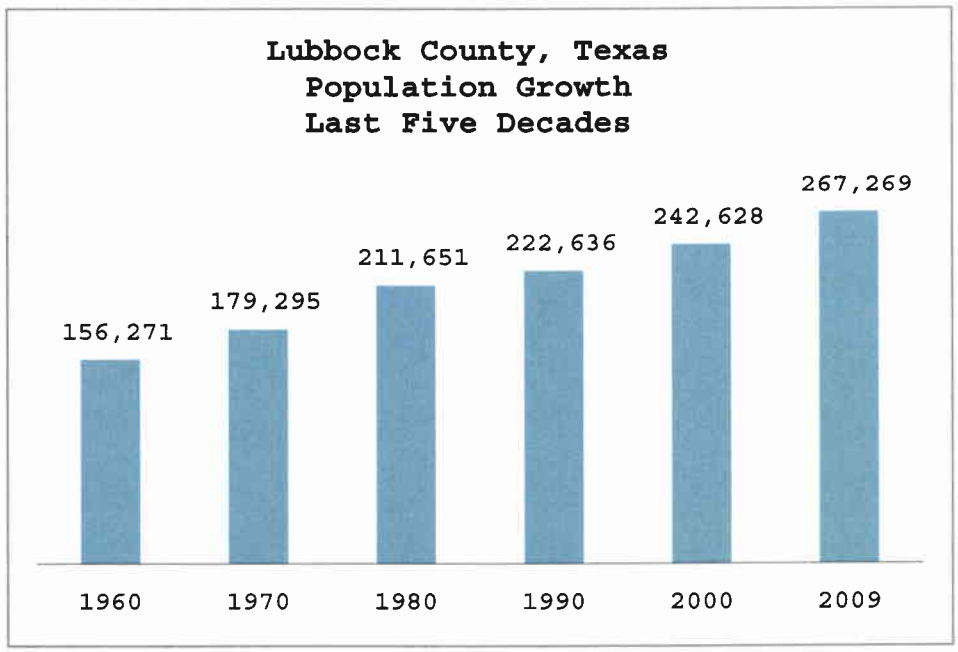

Sources: 1960-2000, U.S. Census Bureau, City of Lubbock Planning Department

LUBBOCK COUNTY, TEXAS
ECONOMIC AND DEMOGRAPHIC INFORMATION
TOP TEN PRINCIPAL TAXPAYERS
September 30, 2009

Taxpayer	Type of Business	Taxable Value	% of Total Taxable Assessed Value
Macerich Lubbock Ltd Partnership	Real Estate Holdings	$123,830,275	0.86%
Southwestern Public Service	Electric Utility	$78,657,897	0.55%
Southwestern Bell Telephone LP	Telephone Utility	$61,897,468	0.43%
United Supermarket LLC	Retail Supermarket	$58,858,544	0.41%
Texland Petroleum LP	Oil & Gas	$54,021,742	0.37%
PYCO Industries Inc.	Manufacturing	$47,514,695	0.33%
Atmos Energy/West Texas Division	Natural Gas Utility	$40,092,510	0.28%
Wal-Mart Real Estate Business Trust	Retail	$38,609,000	0.27%
Tyco Fire Products LP	Manufacturing	$38,275,621	0.27%
BNSF Railway Co	Transportation	$31,933,410	0.22%
Total Taxable Value - Top Ten Taxpayers		$573,691,162	3.98%
Total Taxable Assessed Valuation		$14,430,534,121	

Source: Lubbock County Appraisal District

LUBBOCK COUNTY, TEXAS
ECONOMIC AND DEMOGRAPHIC INFORMATION
LEADING EMPLOYERS IN LUBBOCK COUNTY

Employer	Principal Line of Business	Approx. # Employees
Texas Tech University	University	9740
Covenant Health System	General Medical and Surgical Hospital	4870
Lubbock Independent School District	Elementary and Secondary Schools	3566
University Medical Center	General Medical and Surgical Hospital	2828
United Supermarkets (Corp. Headquarters)	Supermarkets	2570
AT&T Communications	Phone, Internet, Cellular and Video Products	2370
City of Lubbock	City Governement	2289
TTU Health Sciences Center	Health Sciences Center - University	2257
Convergys Corporation	Call Center	1000
Lubbock County	County Government	1022
Lubbock State School	Residential Care - Mental Retardation	801
Frenship ISD	Independent School District	766
Excell Services	Inbound Call Center	500-999
Tyco Fire Protection	Manufacturing	639
SuddenLink Communications	Cable TV Services, High Speed Internet	613
U.S. Postal Service	Postal Service	500-999
G Boren Services	Staffing and HR Consulting	516
TDCJ - Montford Unit	Psychiatric, Medical Facility	510
Sonic Drive In	Restaurants	504
Gene Messer Ford	Vehicle Sales and Service	493

Source: City of Lubbock

LUBBOCK COUNTY, TEXAS
ECONOMIC AND DEMOGRAPHIC INFORMATION
MISCELLANEOUS STATISTICS

Created by Act of State Legislature August 21, 1876.

Form of Government:

Political Subdivision of the State of Texas, a Public Corporation, with a County Judge and four Commissioners as the governing body. The Commissioners' Court has only the powers as authorized by the Constitution of Texas or the State legislature or implied therefrom.

Officials Elected by Vote of People:	28
County Employees Including Those on Grant Programs:	1,036
Organized School Districts in County:	8
Incorporated Municipalities in County:	9
Area in Square Miles:	899

Lubbock is the heart of West Texas and is the economic center of a 25-County region. Lubbock boasts a strong diverse economy that is grounded in agriculture, manufacturing and retail trade, as well as, government, education and health care.

LUBBOCK COUNTY, TEXAS
FACT SHEET

County Houses: 113,214
Land area: 899 sq. mi.
Water area: 1.2 sq. mi.
Median age: 30.5 years
Males: 48.9%, Females: 51.1%
Average wage per job in 2003: $28,307

Jobs in 2003: 122,933
Total labor force in 2004:137,655
Unemployment rate in 2004: 4.6%
Average household size: 2.5
Median household income: $41,627 (year 2007)

Cities in this county include: Lubbock, Slaton, Wolfforth, Idalou, Shallowater, Ransom Canyon, Buffalo Springs, New Deal, Abernathy

Notable locations in Lubbock County: City of Lubbock Industrial Area, Hardy School, S-Bar Ranch, Shallowater Water Field, Forest Ranch, Texas Air Museum

Cemeteries: Estacado Cemetery, Idalou Cemetery, Becton Cemetery

Reservoirs: Arnett Lake, Benson Lake, Lubbock Terminal Reservoir, Clear Water Lake

Current college students: 30,844
People 25 years of age or older with a high school degree or higher: 78.4%
People 25 years of age or older with a bachelor's degree or higher: 24.4%

Source: City-data.com

Strategic planning is Lubbock County's process of defining its direction and making decisions on allocating resources to pursue this strategy, including capital and people. The Strategic Planning Committee consists of key Lubbock County personnel and meets quarterly to assess the Strategic Plan and update the direction the County is going based on current events while driving toward long range goals. Quarterly meetings are the cornerstone strategy for communicating needs, completing tasks, and staying focused on long range goals to provide a sense of direction, continuity, and effective staffing and leadership for Lubbock County to best utilize resources to provide services to the citizens of Lubbock County. The Strategic Plan was adopted on September 25, 2006 and the current revision is dated July 9, 2009. Lubbock County's Strategic Plan is presented on the following pages.

LUBBOCK COUNTY, TEXAS

Organizational Goals and Strategic Plan

County Vision

Our vision is to provide the highest level of effective and efficient public service to meet the growing demands of Lubbock County.

County Mission

Our mission is to serve Lubbock County by providing public service with integrity, compassion, and professionalism through innovative leadership.

Lubbock County Values

- Our employees are our greatest resource
- Teamwork, Openness, and Integrity
- Dignity, Respect, and Compassion for all individuals
- Accountability and Responsiveness
- Public trust and confidence
- A safe environment for our employees and citizens

Key Assumptions

Key assumptions are identified to ensure that current and future issues are considered prior to the implementation of an effective plan. Assumptions include components such as:

- Funding and resources will change.
- Increased demand and competition for available resources.
- Declining and changing employment pool.
- Increased workload on existing employees.
- Need for flexibility and innovative solutions.
- Presented with more dynamic challenges.
- Increased interaction with other governmental entities.
- Must be pro-active in seeking new opportunities.

Goal 1:
Efficient Government:
Manage all county resources to anticipate and respond effectively and efficiently to the growing needs of Lubbock County.

Objective 1: By September of each year update the five-year county-wide plan.

Strategy 1: Provide training on an ongoing basis as needed.

Objective 2: By November 2008, form a committee to develop a format for the incorporation of individual Department Plans into the county-wide plan.

Strategy 1: By October 2008, identify committee members.

Objective 3: Continue to develop a Master Plan for all County land and property use.

Strategy 1: Subcommittee to continue to evaluate county-wide needs and Master Plan.

Strategy 2: By Fall 2009, begin development of a Records & Management Plan for Preservation Threat/Mitigation and Recovery.

Objective 4: Develop a plan for investigation and utilization of regional resources and opportunities.

Strategy 1: By April 2008 identify a Plan Coordinator.

Objective 5: By February 2010 identify all collectable fees and fines

Strategy 1: By October 2008 establish a Fee Review Committee.

Strategy 2: By November 2009 review all fees and fines that can legally be collected.

Accomplished and ongoing goals:

- Maintain Strategic Planning Coordinator.
- Each department will provide a projected five-year budget and updated Strategic Plan with annual budget request.
- Ongoing Internal Communication Committee (ICC) (Lunch & Learn) meetings to address operational issues.

Goal 2:
Public Safety:
Promote a safe and secure environment for the people of Lubbock County.

Objective 1: By Spring 2010, begin transition to new detention facility.

- **Strategy 1:** By September 2008, begin staffing and hiring and training.
- **Strategy 2:** By Winter 2009, have facility punch list completed and make sure all systems are operational.
- **Strategy 3:** By Spring 2010, have facility approved for occupancy by TCJS.
- **Strategy 4:** By Spring 2010, begin occupation of orientation pod.

Objective 2: By Fall 2008, enhance the security of County Facilities.

- **Strategy 1:** By Fall 2009, begin implementation of recommendations from Security Studies.
- **Strategy 2:** By December 2010, have all recommendations in place and operating.

Objective 3: Develop Master Plan and implement improvements for Lubbock County Criminal Justice System.

- **Strategy 1:** Maintain regular contact with participants in Criminal Justice System.
- **Strategy 2:** By Summer 2009 and ongoing, prepare a report that identifies and documents pertinent issues to be addressed within the Criminal Justice System.
- **Strategy 3:** By Winter 2009, begin implementation of Master Plan.
- **Strategy 4:** Annually by June meet with Commissioners' Court for priority budgeting in the Criminal Justice system.

Goal 3:
Employee Excellence:
Enhance the quality, productivity, recruiting and retention of the County workforce.

Objective 1: Conduct employee surveys as needed.

- **Strategy 1:** By summer 2009, review employee survey
- **Strategy 2:** By fall 2009 educate employees on purpose of survey.
- **Strategy 3:** By fall 2009, conduct survey.
- **Strategy 4:** By winter 2009, analyze data and create an action plan.
- **Strategy 5:** By first quarter of 2010, results and feedback to employees on survey.

Objective 2: By fall 2010 evaluate employee performance appraisal/evaluation forms and options for employee self-evaluations.

- **Strategy 1:** Review job descriptions by department for revisions.
- **Strategy 2:** Offer appraisal/evaluation training.

Objective 3: Continue to improve communication and education between administration, employees and departments.

- **Strategy 1:** By Summer 2009 enhance intranet potential.

Objective 4: Conduct a market analysis on compensation system to ensure retention and recruitment of a quality workforce.

- **Strategy 1:** Annually by June prepare a salary comparison study for positions.
- **Strategy 2:** Annually adjust salary classification system pay ranges to remain competitive in the public sector as funding allows.

Objective 5: Affirmative Action

- **Strategy 1:** 2009 create and maintain documentation of recruitment record for each job posting and recruitment efforts.
- **Strategy 2:** Expand recruitment efforts to minorities.
- **Strategy 3:** 2010 review current AA policy and update.

Accomplished and ongoing goals:

- Prepare annual attrition reports.
- Begin intranet development.
- Monthly utilize the Gazebo Gazette.
- Continue to offer quality training on a variety of topics for Department Directors and staff.
- Provide Employee Health and Wellness Program.
- Negotiate a new fitness center discounted rate.
- Host Wellness Fair.

Goal 4:
Service Excellence:
Provide the public with easy access to quality services that are both beneficial and responsive.

Objective 1: By Summer 2010, have all available services that can be provided on the county web site.

Objective 2: By April 2009, improve accessibility to public information.

- **Strategy 1:** By Winter 2009, review with Department Directors information and services available through websites for County Departments.
- **Strategy 2:** By April 2010, encourage departments to work with LCIS to develop electronic document storage.
- **Strategy 3:** By April 2010, encourage departments to work with LCIS to determine accessibility of public information.

Objective 3: By Winter 2010, improve accessibility of making payments owed to Lubbock County.

- **Strategy 1:** By Winter 2010, develop county policy for acceptance of funds in compliance with Texas Statutes (i.e. inter-departmentally).

Objective 4: Ongoing customer service communication.

- **Strategy 1:** By fall 2009, prepare customer service training classes to be offered beginning fall 2009.
- **Strategy 2:** By fall 2009, investigate a feedback instrument for internal and external customers.

Accomplished and ongoing goals:

- Expand services offered on web-site including intranet.

Goal 5:
Emergency Management
Maintain an effective emergency management response.

Objective 1: By August 2009, ensure emergency management compliance.

- **Strategy 1:** By Summer 2009, determine who needs to attend NIMS and what classes they should attend.
- **Strategy 2:** By Summer 2009, schedule classes for those who have not completed NIMS training.
- **Strategy 3:** By December 2009, finalize Lubbock County animal issues emergency response plan.

Objective 2: By Summer 2009, prepare for Emergency Response.

- **Strategy 1:** Annually ensure that department heads prepare evacuation plans.
- **Strategy 2:** By Fall 2009, train department heads on the "City/County Emergency Response Plan"

Objective 3: By April 2010, establish Lubbock County Disaster Recovery Plan.

- **Strategy 1:** By fall 2009, train department heads on developing Disaster Recovery Plan.
- **Strategy 2:** By December 2009 and annually, every department will submit a Disaster Recovery Plan.
- **Strategy 3:** By February 2010 and annually, review department Disaster Recovery Plans
- **Strategy 4:** By April 2010 and annually, approve Lubbock County Department Disaster Recovery Plan.

Objective 4: By December 2010, consider potentials for assisting other counties in the event of a disaster.

- **Strategy 1:** By October 2010, review disaster recovery potentials for assisting other counties.
- **Strategy 2:** By December 2010, prepare comprehensive assistance plan for other counties.

Accomplished and ongoing goals:

- Distribute the "City/County Emergency Response Plan" to Department Heads.

LUBBOCK COUNTY, TEXAS
ORGANIZATION BY FUNCTION

General Administration

-Commissioners' Court
-County Judge
-County Clerk
-Information Services
-Emergency Management
-Non-Departmental
-Administrative Research
-Records Preservation

Judicial

-District Clerk
-Justice of the Peace (4)
-County Courts at Law (3)
-District Judges (6)
-Associate Judge
-Magistrates
-Court Administration
-Judicial Compliance
-Jury Pool

Financial Administration

-County Treasurer
-Tax Assessor Collector
-Purchasing
-County Auditor
-Human Resources

Legal

-Criminal District Attorney
-Regional Public Defender

Public Facilities

-Facility Maintenance
-Parks System
-Permanent Improvement

Miscellaneous

-Conservation
-Adult Probation
-Corrections
-Sanitation
-Museum
-Library Services
-Elections Administration
-General Assistance
-Texas Veteran's Commission
-Culture and Recreation

Transportation

-Consolidated Road and Bridge
-Public Works

Public Safety

-Constable (4)
-Medical Examiner
-County Sheriff
-Detention Center
-Public Safety
-Inmate Transportation
-Courthouse Security
-Sheriff Contraband
-LECD - Emergency Communication

LUBBOCK COUNTY ORGANIZATION CHART

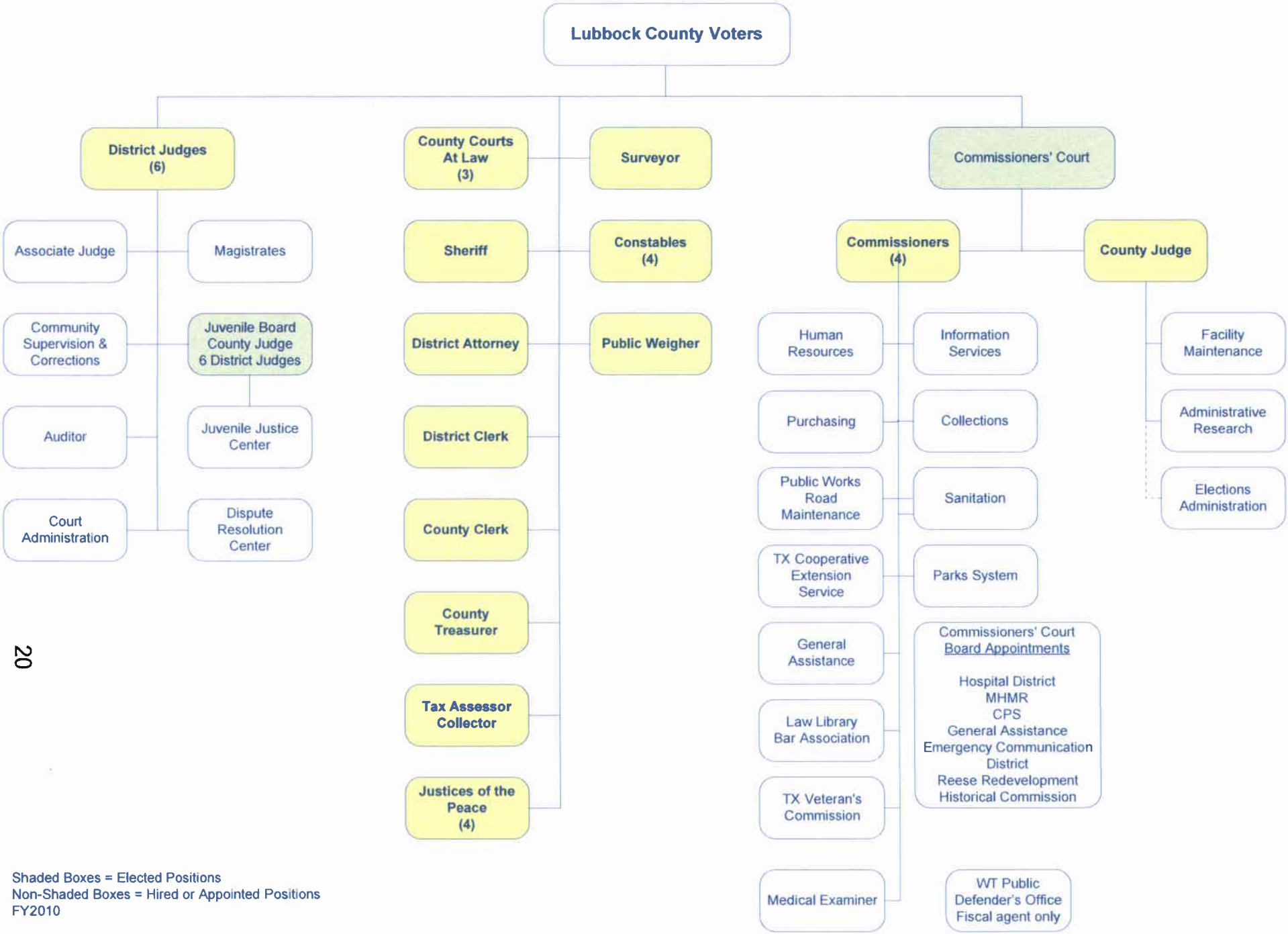

Shaded Boxes = Elected Positions
Non-Shaded Boxes = Hired or Appointed Positions
FY2010

LUBBOCK COUNTY, TEXAS
2010 ELECTED AND APPOINTED OFFICIALS
October 1, 2009

Lubbock County Elected Officials:

County Judge	Tom Head
Commissioners:	
Commissioner Precinct 1	Bill McCay
Commissioner Precinct 2	Mark Heinrich
Commissioner Precinct 3	Gilbert Flores
Commissioner Precinct 4	Patti Jones
District Judges:	
Judge 72nd District	Ruben Reyes
Judge 99th District	Bill Sowder
Judge 137th District	Cecil Puryear
Judge 140th District	Jim Bob Darnell
Judge 237th District	Vacant
Judge 364th District	Bradley Underwood
County Court at Law Judges:	
Judge Court at Law # 1	Rusty Ladd
Judge Court at Law # 2	Drue Farmer
Judge Court at Law # 3	Judy Parker
Justice of the Peace Judges:	
Judge Precinct 1	Jim Hansen
Judge Precinct 2	Jim Dulin
Judge Precinct 3	Aurora Chaides-Hernandez
Judge Precinct 4	Jean Anne Stratton
Tax Assessor-Collector	Ronnie Keister
District Clerk	Barbara Suscy
Criminal District Attorney	Matt Powell
County Treasurer	Sharon Gossett
County Clerk	Kelly Pinion
Sheriff	Kelly Rowe
Constables:	
Constable Precinct 1	Paul Hanna
Constable Precinct 2	Joe Pinson
Constable Precinct 3	Ronnie Vasquez
Constable Precinct 4	Carroll Thomas

Lubbock County Officials:

County Auditor	Jackie Latham
Court Magistrate	Melissa McNamara
Associate Judge	Stephen Johnson
1st Assistant DA	Wade Jackson
Director Human Resources	Greg George
Director Purchasing	Steve Chandler
Director Dispute Resolution	Gene Valentini
Director Juvenile Probation	Les Brown
Director Adult Probation	Steve Henderson
Judicial Compliance Director	Vacant
Director General Assistance	Diane Gurule-Salazar
Medical Examiner	Dr. Sridhar Natarajan
Elections Administrator	Dorothy Kennedy

LUBBOCK COUNTY, TEXAS
Commissioners' Court - Duties and Responsibilities

Commissioners' Court:

The Commissioners' Court is the governing body of the county. The Texas Constitution specifies that courts consist of a county judge and four county commissioners elected by the qualified voters of individual Commissioners' precincts. The County Judge is the presiding officer of the County Commissioners' Court. The court exercises powers over county business as provided by law (Tex. Const. Art. V, Sec 18). Many state administrative responsibilities rest with the court as well as a growing number of permissive authorities. The Local Government Code contains many of the provisions that guide the Commissioners' Court in carrying out its responsibilities for the operation of county government. For example, the Code covers the duties and authority of the Commissioners' Court and other officers related to financial management, public officers and employees, regulatory matters, property acquisition, buildings and many other areas of county affairs.

Areas of major responsibility for the Commissioners' Court include the following:

1. Construction and maintenance of roads and bridges in the county which are not part of the state highway system.
2. Filling vacancies for certain elected and appointed officials.
3. Setting salaries, expenses and other allowances for elected and appointed officials.
4. Creating offices, boards and commissions to carry out certain purposes.
5. Providing buildings for use as offices and other operating facilities for the county.
6. Issuing bonds for construction and other public projects and management of debt incurred by the sale of such bonds.
7. Entering into contracts or cooperative agreements with other local governments, the state or private entities.
8. Holding general and special elections including those authorizing creation of special districts, issuance of bonds and other purposes necessary to carry out Court responsibilities.
9. Setting the tax rate and authorizing expenditures.
10. Performing a variety of administrative duties.

Source - Texas Association of Counties, 2009 Guide to Texas Laws for County Officials

Summary of Financial Policies

The County has an important responsibility to the citizens of Lubbock County to carefully account for public funds and to plan for adequate funding of services. These financial policies enable the County to achieve responsible stewardship and full disclosure.

Personnel Policy

Lubbock County has implemented the use of a Personnel Committee. The committee is made up of three permanent voting members, six rotating voting members, and two non-voting members. The permanent members are made up of the Human Resources Director, the Civil District Attorney, and one member of the Commissioners' Court. The rotating members are selected after nominations are taken. These members are typically in a supervisory position or higher. The non-voting members are made up of the County Auditor and the Payroll Supervisor from the County Auditor's Office. This committee meets with each department head that is requesting additional job titles or an increase in job classification. The committee then votes and makes a recommendation. The Human Resources Director takes the personnel committee's recommendation to Commissioners' Court. Commissioners' Court must approve any change in staffing levels or increases in pay, including additional positions, position upgrades, re-classifications, and re-organizations. The Court will continue to support the compensation and classification schedule and matrix upon approval each year.

Lubbock County Commissioners' Court contemplates cost-of-living adjustments, as well as, merit increases each year. The cost-of-living adjustment is calculated using the Consumer Price Index. Each year the Commissioners' Court considers providing merit increases to County Departments based on personnel committee recommendations. Merit increases are budgeted for each department and the elected official/department head gives merit raises based upon performance appraisals. Commissioners' Court was not able to consider raises for the 2010 budget year due to budget constraints. Lubbock County will have only one additional staff person for the 2009-2010 budget year, and only three positions were reclassified. There were also thirteen new positions added after the 2009 budget was adopted. Ten of those positions come with the addition of the Medical Examiner's Office. The three other positions that were added in 2009 after

the budget was adopted were in the following departments: Sheriff's Office, Consolidated Road and Bridge, and Juvenile Probation.

LUBBOCK COUNTY, TEXAS
EMPLOYEE HISTORY
SEVEN FISCAL YEARS

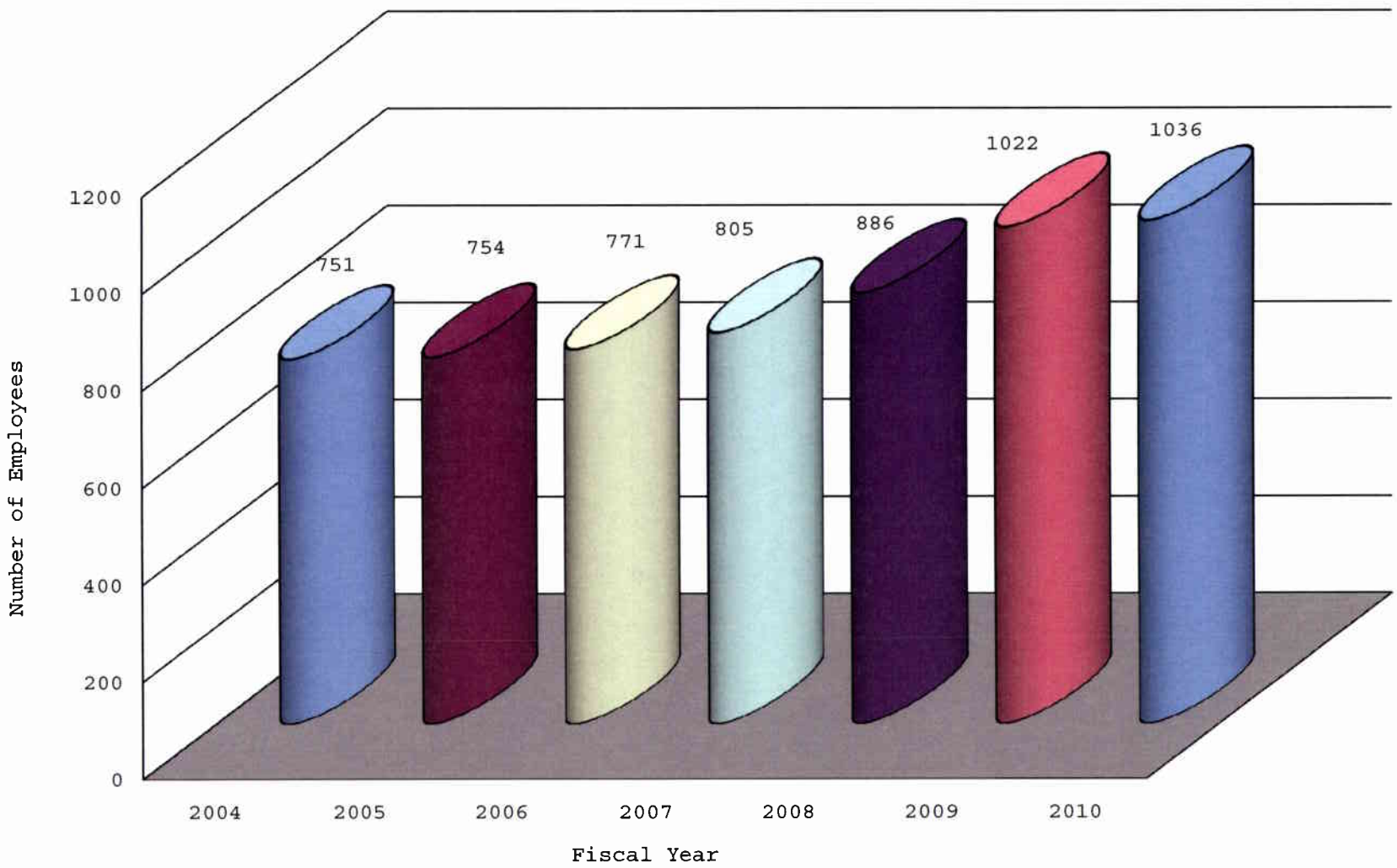

LUBBOCK COUNTY, TEXAS

NUMBER OF POSITIONS BY DEPARTMENT-COMPARATIVE SUMMARY*

Department	2004	2005	2006	2007	2008	2009	2010
Commissioners' Court	5	5	5	5	5	5	5
County Judge	3	3	3	3	3	3	3
County Clerk	22	22	22	22	22	22	22
Information Services	11	11	13	13	13	15	15
Administrative Research	3	3	3	3	3	3	3
Records Preservation - County Clerk	2	2	1	1	2	2	2
General Administration	**46**	**46**	**47**	**47**	**48**	**50**	**50**
Treasurer	4	4	4	4	4	4	4
Tax Office	30	30	30	30	30	30	30
Purchasing	5	4	4	4	4	4	4
Auditor	11	11	11	11	11	11	12
Human Resources	4	4	4	4	4	4	4
Financial	**54**	**53**	**53**	**53**	**53**	**53**	**54**
District Courts	15	15	36	36	36	36	37
Court Administration	10	10	0	0	0	0	0
District Clerk	28	28	29	29	29	29	29
County Court @ Law #1	2	2	0	0	0	0	0
County Court @ Law #2	2	2	0	0	0	0	0
County Court @ Law #3	2	2	0	0	0	0	0
County Court @ Law Admin	6	6	0	0	0	0	0
Judicial Compliance	6	5	6	6	6	6	6
Justice of the Peace #1	4	4	4	4	4	5	5
Justice of the Peace #2	4	4	4	4	4	4	4
Justice of the Peace #3	4	4	4	4	4	4	4
Justice of the Peace #4	4	4	4	4	4	5	5
Jury Pool	1	1	0	0	0	0	0
CJD - Drug Court	1	0	1	0	0	1	2
DOJ - Drug Court	0	0	1	1	2	2	0
Judicial	**89**	**87**	**89**	**88**	**89**	**92**	**92**

LUBBOCK COUNTY, TEXAS

NUMBER OF POSITIONS BY DEPARTMENT-COMPARATIVE SUMMARY*

Department	2004	2005	2006	2007	2008	2009	2010
Criminal District Attorney	66	66	66	69	71	72	72
CDA Business Crimes	4	4	4	4	4	4	4
Dispute Resolution	4	3	3	3	4	5	5
USDA - AG - Mediation	1	3	3	3	4	4	5
Domestic Relations Office					4	4	2
Trauncy							1
Law Library	1	1	1	1	1	1	1
SPRNTF	1	0	0	0	0	0	0
LCNEG	0	2	2	0	0	0	0
Regional Public Defenders Office						11	11
VCLG-Crime Victims	1	1	1	0	1	1	1
Domestic Violence Grant	0	2	2	2	2	2	2
SPATTF	6	6	6	6	6	6	6
Legal	**84**	**88**	**88**	**88**	**97**	**110**	**110**
Constable Precinct #1	1	1	1	1	1	1	1
Constable Precinct #2	1	1	1	1	1	1	1
Constable Precinct #3	1	1	1	1	1	1	1
Constable Precinct #4	1	1	1	1	1	1	1
Medical Examiners Office							10
County Sheriff	92	91	91	102	104	105	106
Jail	180	181	188	209	252	365	365
Courthouse Security	3	3	3	3	3	3	3
Public Safety	**279**	**279**	**286**	**318**	**363**	**477**	**488**
Maintenance	35	35	35	40	59	59	59
Parking	3	3	3	0	0	0	0
Facilities	**38**	**38**	**38**	**40**	**59**	**59**	**59**
Sanitation	1	1	1	1	1	1	1
Health	**1**	**1**	**1**	**1**	**1**	**1**	**1**
General Assistance	4	4	4	4	4	4	4
Texas Veteran's Commission	1	1	1	1	1	1	1
Welfare	**5**	**5**	**5**	**5**	**5**	**5**	**5**

LUBBOCK COUNTY, TEXAS

NUMBER OF POSITIONS BY DEPARTMENT-COMPARATIVE SUMMARY*

Department	2004	2005	2006	2007	2008	2009	2010
Texas AgriLife Extension	7	7	7	7	8	8	8
Conservation	**7**	**7**	**7**	**7**	**8**	**8**	**8**
Elections	5	5	8	8	8	8	8
Elections	**5**	**5**	**8**	**8**	**8**	**8**	**8**
Public Works	2	2	2	2	2	2	2
Road and Bridge #1	8	8	8	0	0	0	0
Road and Bridge #2	8	8	8	0	0	0	0
Road and Bridge #3	8	8	8	0	0	0	0
Road and Bridge #4	8	8	7	0	0	0	0
Consolidated Road and Bridge	0	0	0	31	31	33	34
Transportation	**34**	**34**	**33**	**33**	**33**	**35**	**36**
Park Precinct #1	1	1	1	1	1	2	2
Park Precinct #2	2	2	2	2	2	3	3
Park Precinct #3	0	0	1	1	1	2	2
Park Precinct #4	1	1	2	2	2	2	2
Culture/Recreation	**4**	**4**	**6**	**6**	**6**	**7**	**7**
Star - LCJJC	8	9	9	9	9	9	9
Probation - LCJJC	24	24	24	24	24	24	25
State Aid - LCJJC	11	11	11	11	11	11	11
Detention - LCJJC	52	52	56	53	58	58	58
Food Service - LCJJC	0	0	0	3	3	3	3
Halfway House - LCJJC	9	9	9	10	10	10	10
Title IV-E - LCJJC	0	1	0	0	0	1	1
Comm Corr Asst Program - LCJJC	1	1	1	1	1	1	1
Corrections	**105**	**107**	**110**	**111**	**116**	**117**	**118**
Total Budgeted Positions	**751**	**754**	**771**	**805**	**886**	**1022**	**1036**

* Note: Years are based on the fiscal year starting October 1st through September 30th.

LUBBOCK COUNTY, TEXAS

COMPARATIVE SUMMARY OF EMPLOYEES BY FUNCTION

Function	2004	2005	2006	2007	2008	2009	2010
General Administration	46	46	47	47	48	50	50
Financial	54	53	53	53	53	53	54
Judicial	89	87	89	88	89	92	92
Legal	84	88	88	88	97	110	110
Public Safety	279	279	286	318	363[1]	477[1]	488[1]
Facilities	38	38	38	40	59[1]	59[1]	59[1]
Health	1	1	1	1	1	1	1
Welfare	5	5	5	5	5	5	5
Conservation	7	7	7	7	8	8	8
Elections	5	5	8	8	8	8	8
Transportation	34	34	33	33	33	35	36
Culture/Recreation	4	4	6	6	6	7	7
Corrections	105	107	110	111	116	117	118
Grand Total of Employees	**751**	**754**	**771**	**805**	**886**	**1022**	**1036**

* Note: Years are based on the fiscal year starting October 1st through September 30th.

1) The dramatic increase in employees is due to phasing in of jail and maintenance personnel requirements of the new Lubbock County Detention Facility

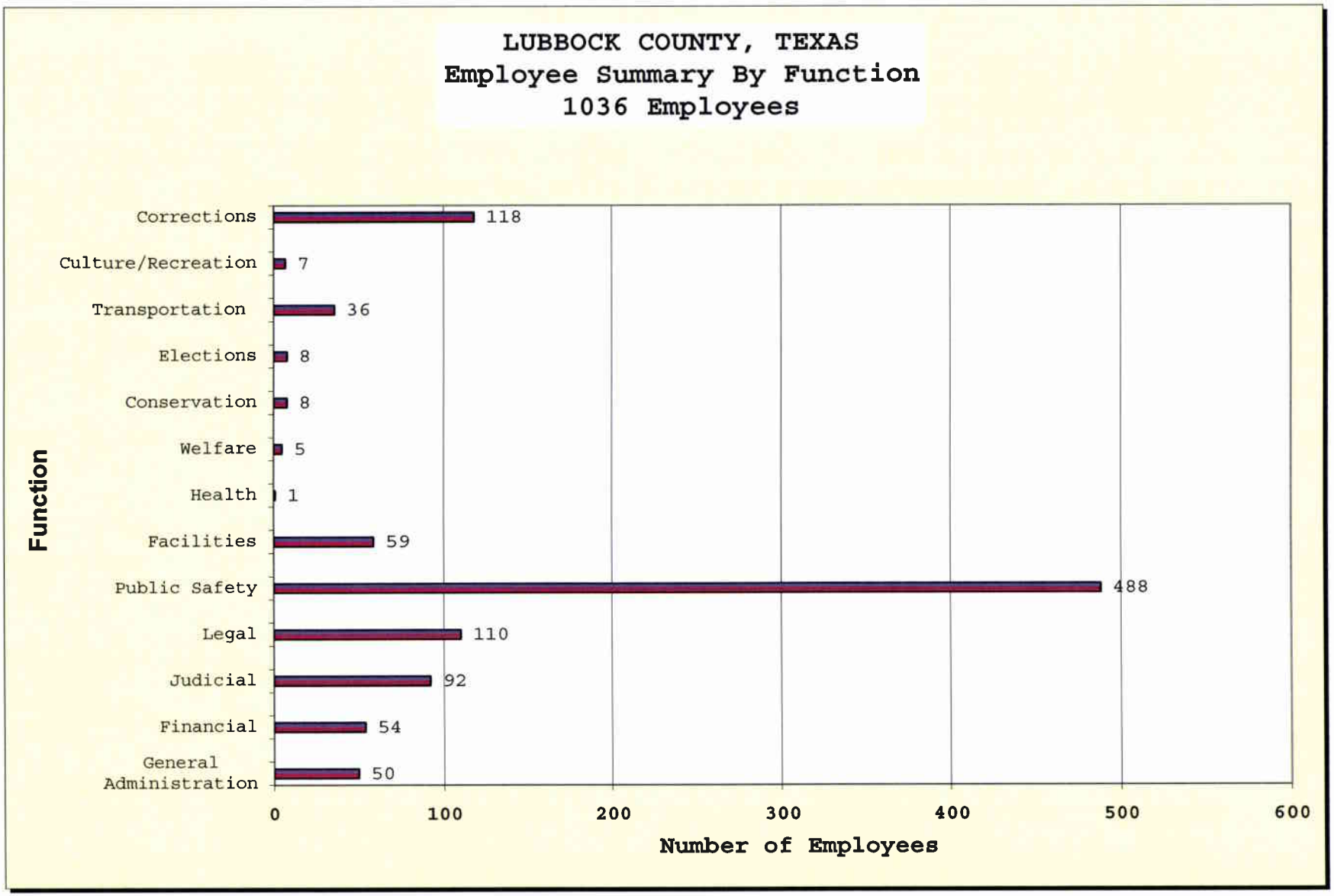
LUBBOCK COUNTY, TEXAS
Employee Summary By Function
1036 Employees
Function
Corrections
Culture/Recreation
Transportation
Elections
Conservation
Welfare
Health
Facilities
Public Safety
Legal
Judicial
Financial
General Administration
118
7
36
8
8
5
1
59
488
110
92
54
50
0
100
200
300
400
500
600
Number of Employees

LUBBOCK COUNTY, TEXAS
Number of Positions by Classification
FY 2010

	Clerical	Trades & Technical	Public Safety	Professional	Administrative	Elected	Appointed	Regular Part Time	Total
General Administration									
Commissioners' Court	1	0	0	0	0	4	0	0	5
County Judge	2	0	0	0	0	1	0	0	3
County Clerk	20	0	0	0	1	1	0	0	22
Information Services	2	13	0	0	0	0	0	0	15
Administrative Research	2	0	0	0	1	0	0	0	3
Records Preservation - County Clerk	1	0	0	0	0	0	0	1	2
Classification Total:	28	13	0	0	2	6	0	1	50
Judicial									
District Courts	1	0	0	0	1	9	25	1	37
District Clerk	27	0	0	0	1	1	0	0	29
Judicial Compliance	5	0	0	0	1	0	0	0	6
Justice of the Peace #1	4	0	0	0	0	1	0	0	5
Justice of the Peace #2	3	0	0	0	0	1	0	0	4
Justice of the Peace #3	3	0	0	0	0	1	0	0	4
Justice of the Peace #4	4	0	0	0	0	1	0	0	5
CJD- Drug Court	0	0	0	1	0	0	1	0	2
Classification Total:	47	0	0	1	3	14	26	1	92
Financial Administration									
Treasurer	3	0	0	0	0	1	0	0	4
Tax Office	28	0	0	0	1	1	0	0	30
Purchasing	3	0	0	0	1	0	0	0	4
Auditor	4	0	0	5	1	0	1	1	12
Human Resources	0	0	0	3	1	0	0	0	4
Classification Total:	38	0	0	8	4	2	1	1	54
Legal									
Criminal District Attorney	20	0	14	31	1	1	2	3	72
Regional Public Defenders Office	2	0	1	3	0	0	5	0	11
Dispute Resolution	5	0	0	0	1	0	1	0	7
USDA-Ag Mediation	3	0	0	0	0	0	0	0	3
Domestic Relations Office	1	0	0	0	0	0	0	1	2
Truancy	0	0	0	0	0	0	0	1	1
Law Library	0	0	0	1	0	0	0	0	1
VCLG - Crime Victims	1	0	0	0	0	0	0	0	1
SPATTF	1	0	4	0	1	0	0	0	6
CDA Business Crimes	3	0	1	0	0	0	0	0	4
Domestic Violence Grant	1	0	0	1	0	0	0	0	2
Classification Total:	37	0	20	36	3	1	8	5	110
Public Facilities									
Maintenance	2	51	0	0	2	0	0	4	59
Classification Total:	2	51	0	0	2	0	0	4	59

LUBBOCK COUNTY, TEXAS
Number of Positions by Classification
FY 2010

	Clerical	Trades & Technical	Public Safety	Professional	Administrative	Elected	Appointed	Regular Part Time	Total
Miscellaneous									
Sanitation	0	0	0	0	1	0	0	0	1
General Assistance	1	0	0	2	1	0	0	0	4
Texas Agrilife Extension	2	0	0	0	0	0	5	1	8
Texas Veteran's Commission	1	0	0	0	0	0	0	0	1
Elections	6	1	0	0	1	0	0	0	8
Park Precinct #1	0	1	0	0	0	0	0	1	2
Park Precinct #2	0	1	0	0	0	0	0	1	2
Park Precinct #3	0	0	0	0	0	0	0	1	1
Park Precinct #4	0	1	0	0	0	0	0	1	2
Star - LCJJC	0	0	8	0	1	0	0	0	9
Detention - LCJJC	1	0	51	2	1	0	0	3	58
Probation - LCJJC	4	1	3	15	1	0	1	0	25
State Aid - LCJJC	0	0	4	7	0	0	0	0	11
Food Service - LCJJC	0	3	0	0	0	0	0	0	3
Halfway House - LCJJC	0	0	8	1	1	0	0	0	10
Comm Corr Asst Prog - LCJJC	0	0	0	1	0	0	0	0	1
Title IV-E - LCJJC	0	0	0	1	0	0	0	0	1
Classification Total:	15	8	74	29	7	0	6	8	147
Transportation									
Public Works	0	0	0	1	1	0	0	0	2
Consolidated Road & Bridge	0	34	0	0	0	0	0	0	34
Classification Total:	0	34	0	1	1	0	0	0	36
Public Safety									
Constable Precinct #1	0	0	0	0	0	1	0	0	1
Constable Precinct #2	0	0	0	0	0	1	0	0	1
Constable Precinct #3	0	0	0	0	0	1	0	0	1
Constable Precinct #4	0	0	0	0	0	1	0	0	1
Medical Examiners Office	3	3	1	1	1	0	1	0	10
County Sheriff	23	2	73	0	2	1	0	5	106
Jail	66	0	292	4	3	0	0	0	365
Courthouse Security	0	0	3	0	0	0	0	0	3
Classification Total:	92	5	369	5	6	5	1	5	488
Total FY 2010 Employees	259	111	463	80	28	28	42	25	1036

Summary of Financial Policies

Revenue Policies

- Establish user fees and charges permitted by law at reasonable levels to provide those services at or near the cost of providing the services.
- Pursue the enactment of new legislation.
- Collect ad valorem property tax revenues.
- Collect outstanding fines and fees due the County.
- Monitor the General Fund unreserved fund balance and not utilize the fund balance by an amount greater than 25% of the General Fund appropriation.

Capital Expenditure Policy

Individual purchases exceeding $5,000 are defined and budgeted as capital expenditures. Expenditures that are more than $1,000 and less than $5,000 are budgeted as non-capital expenditures. Expenditures less than $1,000 are budgeted as supplies. Lubbock County routinely budgets the purchase of vehicles in the capital expenditure budget; the amount budgeted is relatively insignificant. The construction of the Lubbock County Detention Center is the only significant, non-routine capital expenditure in the 2010 budget. The total amount appropriated to finish the construction of the detention center is $4,193,201, and of that amount $2,500,000 is in the capital expenditure budget.

The current capital expenditure budget for Lubbock County is $6,806,885, which is a decrease of $10,195,093 over the 2009 budget. Of that decrease, 79.83% is due to a decrease in the New Jail Construction fund. This decrease is due to the scheduled completion of the Lubbock County Detention Center in 2010.

The following schedule shows capital expenditures included in the 2010 budget, all funds with capital expenditure budgets under $100,000 are listed under "All other funds":

Fund	Amount
General Fund	$ 170,111
Consolidated Road and Bridge	913,877
Permanent Improvement Fund	2,320,000
New Road Fund	155,000
Law Library	109,752
JAG	296,295
New Jail Construction	2,500,000
All other Funds	341,850
	$6,806,885

The Court will evaluate the County's capital needs throughout the year and especially during the budget process for fiscal budget impact.

All Funds - Fund Balance Summary

Fund balance is defined as the difference between assets and liabilities in a governmental fund. There are two types of fund balance: reserved and unreserved. Reserved fund balance is legally limited to use for a specific purpose. Unreserved fund balance is the portion of fund balance that is not reserved and is available for spending at the government's discretion. In any one year, fund balance is the cumulative surpluses or deficits resulting from the difference between expenditures and revenues.

The county operates under a balanced budget as required by law. This does not mean that estimated revenues will exactly match budget appropriations. A portion of the unreserved fund balance may be, and has been, used to balance revenues to appropriations for some funds. As a sound financial management practice, Commissioners' Court members consistently emphasize maintaining sufficient fund balance levels in order to maintain and enhance the County's bond ratings. More importantly, the target level for General Fund unreserved fund balances will be 25% of budgeted general fund expenditures. This policy insures the County will have sufficient working capital for meeting current operating needs throughout the fiscal year, but in particular during the first quarter of the fiscal year. Property taxes, the County's main cash inflow, do not become significant until early January.

Maintaining sufficient working capital to meet payroll and normal operating expenses is always a paramount concern. The fund balance of the General Fund increased by $1.4 million, or 6.30 percent, for the fiscal year ending 2008. Revenues totaled $55,181,112 while expenditures and transfers out totaled $53,337,425. Tax revenue increased by $5,534,553 in FY 2008 due to an increase in appraised values and an increase in the tax rate. Investment income decreased $605,728 in FY 2008 due to decreasing interest rates throughout the year.

General Fund Unreserved Fund Balance Policy

It is essential that governments maintain adequate levels of fund balance to mitigate current and future risks (e.g., revenue shortfalls, disasters and unanticipated expenditures) and to ensure stable tax rates. Fund balance levels are a crucial consideration, too, in long-term financial planning. In most cases, discussions of fund balance will properly focus on a government's *general fund*.

Credit rating agencies carefully monitor levels of fund balance and unreserved fund balance in a government's general fund to evaluate a government's continued creditworthiness. Likewise, laws and regulations often govern appropriate levels of fund balance and unreserved fund balance for state and local governments. The following chart shows fund balance for all funds for the past ten fiscal years. The chart on pages 38-39 shows estimated fund balance for 2009 and budgeted fund balance for 2010.

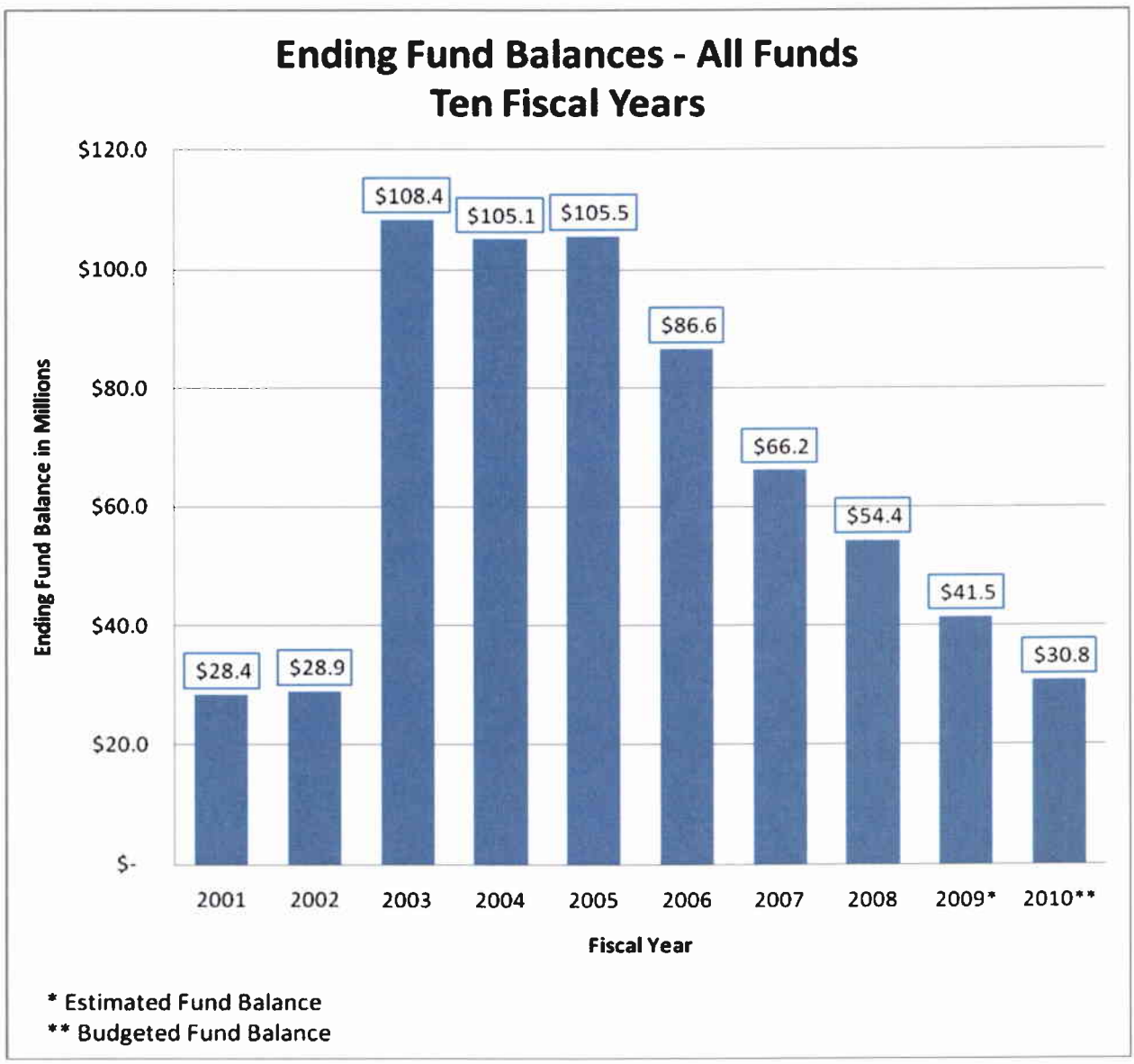

Lubbock County will maintain General Fund unreserved fund balances at a level adequate to provide for unanticipated expenditures of a nonrecurring nature and to meet unexpected increases in service delivery costs. The target level for General Fund unreserved fund balances will be 25% of budgeted General Fund expenditures.

The following procedures are followed:

1. A goal of each year's budgeting process will be to adopt a budget that maintains compliance with the stated General Fund unreserved fund balance policy.

2. Specific County financial conditions, economic conditions, or special initiatives may be considered reasons for temporary non-compliance with this policy.

3. In the event of either planned or unplanned non-compliance, it is the County's intention to take action during the annual budget process to reach compliance within two (2) annual budget cycles.

4. Actions in the budget process available to increase the unreserved General Fund balance may include increasing taxes, decreasing spending in specific areas, dedicating one-time revenues to fund reserves or making transfers of excess fund balances from other funds.

5. In the event that the level of unreserved General Fund balance is judged to be in excess of the amount required by this policy, amounts over that required may be used to fund one-time, non-recurring expenditures such as acquisition of capital items. Excess fund balances will not be used to fund recurring operating expenditures.

LUBBOCK COUNTY
PROJECTED FUND BALANCE REPORT
AS OF: SEPTEMBER 30TH, 2009

FUND# FUND NAME	2008-2009 BEGINNING FUND BALANCE	FY 09 ESTIMATED REVENUES	FY 09 ESTIMATED EXPENDITURES	ESTIMATED FUND BALANCE	2009-2010 FY 10 BUDGETED REVENUES	FY 10 BUDGETED EXPENDITURES	BUDGETED FUND BALANCE
011-GENERAL FUND	23,899,538.00	61,619,019	65,119,019	20,399,538.00	64,099,095	68,132,948	16,365,685.00
020-CONSOLIDATED ROAD&BRIDGE	1,649,310.46	4,147,346	4,201,725	1,594,931.46	4,262,171	4,202,446	1,654,656.46
031-PREC. NO.1 PARK FUND	813,086.00	118,160	131,880	799,366.00	126,138	122,036	803,468.00
032-SLATON/ROOSEVELT PARK FD	477,904.38	108,483	169,110	417,277.38	115,588	169,442	363,423.38
033-IDALOU/NEW DEAL PARK FUND	246,245.14	109,758	151,322	204,681.14	111,913	119,609	196,985.14
034-SHALLOWATER PARK FUND	569,348.66	105,533	103,882	570,999.66	116,938	122,856	565,081.66
041-PERM IMPROVEMENT FND	2,471,687.38	1,889,104	2,754,000	1,606,791.38	1,272,396	2,762,000	117,187.38
042-NEW ROAD FUND	2,597,192.04	560,000	1,109,435	2,047,757.04	510,000	751,000	1,806,757.04
046-SAFE SCHOOL PROGRAM/JJAEP	-	82,000	82,000	-	82,000	82,000	-
047-TJPC-C COMMITMENT REDUCE	-	-	-	-	408,800	408,800	-
050-STAR PROGRAM - JUVENILE	-	515,361	515,361	-	512,047	512,047	-
051-JUVENILE PROBATION FUND	962,653.41	3,682,643	5,104,082	(458,785.59)	4,925,691	6,288,344	(1,821,438.59)
054-TJPC JUV PROB COMM GRANT	-	748,298	748,298	-	816,369	816,369	-
055-JUVENILE DETENTION FUND	-	3,193,556	3,193,556	-	3,242,904	3,242,904	-
057-JUVENILE FOOD SERVICE FUN	-	271,598	271,598	-	275,997	275,997	-
058-JUV SUBSTANCE ABUSE TREA	-	629,778	629,778	-	629,254	629,254	-
060-COMM CORR ASST PROGRAM	-	55,690	55,690	-	55,915	55,915	-
062-REGIONAL-ICBP TJPC-X	-	95,278	95,278	-	93,412	93,412	-
064-TITLE IV-E	-	649,125	910,874	(261,749.00)	935,011	232,905	440,357.00
066-JABG JUVE ACCT BLOCK	-	-	-	-	-	-	-
067-CJD-DWI COURT	-	-	-	-	75,605	75,605	-
068-CJD-FAMILY RECOVERY COURT	-	-	-	-	109,962	109,962	-
069-CJD-DISTRICT COURT JAG	-	-	-	-	101,925	101,925	-
070-ON LINE ACCESS	5,366.11	10,000	10,000	5,366.11	20,150	20,150	5,366.11
071-MH-PRIVATE DEFENDER	-	524,200	524,200	-	524,200	524,200	-
072-CJD-DRUG COURT	-	205,766	205,766	-	109,932	109,932	-
073-DOJ-DRUG COURT	-	311,624	311,624	-	-	-	-
074-CO DRUG COURT-COURT COST	24,191.04	51,250	51,250	24,191.04	59,500	55,317	28,374.04
075-DISPUTE RESOLUTION FD	(22,393.92)	338,624	338,624	(22,393.92)	349,275	341,847	(14,965.92)
076-USDA-AG-MEDIATION	-	440,449	440,449	-	565,227	565,227	-
077-DOMESTIC RELATIONS OFFICE	6,505.04	212,066	228,899	(10,327.96)	126,345	126,345	(10,327.96)
078-TRUANCY MEDIATION PROGRAM	-	28,559	28,559	-	30,477	30,477	-
081-LAW LIBRARY FUND	30,525.81	174,000	176,454	28,071.81	178,000	178,000	28,071.81
083-ELECTION SERVICES	-	511,000	509,997	1,003.00	582,997	564,267	19,733.00
084-HAVA-HELP AMERICA VOTE	-	-	-	-	5,945	5,945	-
085-ELECTION ADMIN FEE FUND	101,235.24	10,000	29,167	82,068.24	12,000	29,167	64,901.24

LUBBOCK COUNTY
PROJECTED FUND BALANCE REPORT
AS OF: SEPTEMBER 30TH, 2009

FUND# FUND NAME	2008-2009 BEGINNING FUND BALANCE	2008-2009 YTD REVENUES	2008-2009 YTD EXPENDITURES	2008-2009 ESTIMATED FUND BALANCE	2009-2010 BUDGETED REVENUES	2009-2010 BUDGETED EXPENDITURES	2009-2010 BUDGETED FUND BALANCE
086-ELECTION EQUIPMENT FUN	124,541.49	30,000	30,000	124,541.49	32,000	32,000	124,541.49
088-HAZARD MATERIAL EMG-LEPC	-	-	-	-	-	-	-
089-HISTORIC SURVEY GRANT	-	-	-	-	33,848	33,848	-
090-RECORDS PRESERV DIST CLK	22,127.19	15,700	15,000	22,827.19	15,200	13,751	24,276.19
091-RECORD PRESERV CO CLK	2,239,700.23	350,000	245,772	2,343,928.23	325,000	743,868	1,925,060.23
092-COMM. COURT REC. PRES. FD	437,439.08	93,000	93,000	437,439.08	93,000	93,000	437,439.08
093-COURTHOUSE SECURITY	39,366.10	141,200	178,555	2,011.10	126,000	179,182	(51,170.90)
094-COURT RECORD PRESERVATIO	-	-	-	-	40,000	19,000	21,000.00
096-HISTORC PRESERVATION	174.99	8,100	10,142	(1,867.01)	4,220	4,220	(1,867.01)
097-CHILD ABUSE PREVENTION	-	2,500	-	2,500.00	100	-	2,600.00
098-JUDICIAL TECHNOLOGY FUND	106,938.22	40,500	36,671	110,767.22	42,500	68,188	85,079.22
099-CO & DIST CT TECHNOLOGY	-	-	-	-	4,000	4,000	-
102-DIST COURT RECORD TECHNOL	-	-	-	-	13,750	7,600	6,150.00
103-CO CLERK ARCHIVE	250,572.55	200,000	400,000	50,572.55	205,000	400,000	(144,427.45)
113-REGIONAL PUBLIC DEFENDER	-	1,434,232	1,434,232	-	1,227,994	1,227,994	-
122-SHERIFF CONTRABAND FUND	94,753.54	127,000	127,000	94,753.54	127,000	127,000	94,753.54
124-INMATE SUPPLY FUND	1,029,847.66	128,000	266,900	890,947.66	200,000	245,000	845,947.66
126-VINE	-	30,108	30,108	-	30,108	30,108	-
128-HOMELAND SECURITY FUND	-	-	-	-	-	-	-
146-LECD GRANT-EMERGENCY COMM	-	55,000	55,000	-	22,000	22,000	-
150-SAFE NEIGHBOORHOOD-SO	-	-	-	-	-	-	-
161-CDA BUSINESS CRIMES FUND	117,649.88	423,000	416,509	124,140.88	422,000	512,971	33,169.88
163-CDA CONTRABAND FUND	113,899.61	125,000	118,628	120,271.61	125,000	118,000	127,271.61
164-SPATF GRANT - CDA	-	521,709	521,709	-	546,170	546,170	-
166-JAG-JUSTICE ASSISTANCE	-	42,286	96,296	(54,010.00)	296,295	296,295	(54,010.00)
168-ICAC-INTERNET CRIMES	-	4,500	4,500	-	-	-	-
171-VCLG VICTIM COORDINATOR	-	31,376	31,376	-	20,000	20,000	-
173-SAFE NEIGHBORHOOD-CDA	-	12,000	12,000	-	-	-	-
175-DOMESTIC VIOLENCE PROSECU	-	115,624	115,624	-	115,624	115,624	-
201-INTEREST/SINKING FUND '06	152,350.81	1,019,332	1,019,332	152,350.81	1,043,332	967,170	228,512.81
202-INT/SINK '03 BOND ISSUE	924,496.96	4,050,657	4,050,657	924,496.96	4,040,134	3,798,225	1,166,405.96
203-INT/SINK '07	115,507.57	2,671,779	2,671,779	115,507.57	2,740,779	2,520,788	335,498.57
301-NEW JAIL/CORR FAC CONST	786,029.04	100,000	4,231,525	(3,345,495.96)	-	-	(3,345,495.96)
302-NEW JAIL CONSTRCT 06 ISSU	14,040,573.39	-	12,397,000	1,643,573.39	100,000	4,193,201	(2,449,627.61)
401-EMPLOYEE HEALTH & INS. FD	4,687,911.55	5,485,000	5,485,000	4,687,911.55	5,525,000	6,536,000	3,676,911.55
403-WORKERS COMP FUND	4,625,642.00	2,527,500	1,171,100	5,982,042.00	2,532,500	1,371,600	7,142,942.00
GRAND TOTAL	63,741,916.65	101,183,371.00	123,467,292.00	41,457,995.65	105,491,733.00	116,105,453.00	30,844,275.65

LUBBOCK COUNTY, TEXAS
Explanation of Increase/Decrease in Fund Balance

General Fund

The General Fund unreserved fund balance is projected to decrease by $4,033,853. The decrease is a direct result of drawing down reserves to fund FY 2010 expenditures in anticipation of the completion and transition into the new Lubbock County Detention Center. This budget deficit is expected to reverse with the opening of the facility and the re-entry of inmates being held out of County. Lubbock County also expects to receive revenue from housing federal inmates once the transition is complete and the facility is fully staffed and operating.

Slaton/Roosevelt Park Fund

Budgeting for capital expenditures without corresponding significant increases in revenue sources has creates a draw on reserves to balance the fund.

Idalou/New Deal Park Fund

Increased budgeted amounts for equipment and building and grounds maintenance without corresponding significant increases in revenue sources has created a draw on reserves to balance the fund.

Permanent Improvement Fund

Ad Valorem Taxes were reallocated to other funds from the Permanent Improvement Fund for FY 2010. This diversion is expected to be for FY 2010 only. The Permanent Improvement Fund has an unreserved fund balance sufficient to maintain the County's facilities and to continue with remodeling and updating projects already in progress.

New Road Fund

Heavy equipment and road material budgets create a draw on reserves due to a stagnant growth in revenues. The fund has a substantial fund balance due to little activity in prior years and the draw on reserves in FY 2010 is not expected to curtail operations.

Juvenile Probation Fund

Unforeseen loss of expected revenues created a significant decline in the fund balance during FY 2009. The funds had been appropriated and expended in anticipation of receiving revenue from the granting agency. Late in the budget cycle it became apparent the funds would not be received and the Commissioners'

Court took action to re-allocate additional ad valorem taxes to the Juvenile Probation Fund for FY 2010 in addition to transferring funds from the General Fund. Operations were not disrupted. The Commissioners' Court will review the Juvenile Probation Fund throughout the year and in FY 2011 to monitor the fund and take action the Court deems appropriate.

Title IV-E

As mentioned throughout the budget, Title IV-E grant funding was cut drastically very late in FY 2009. Therefore, actual revenues will be considerably less than budgeted and all fund balance will be depleted. However, since the grant funding cut was unforeseen, it is not reflected in the FY 2009 budget numbers, which leaves Title IV-E showing a fund balance estimate that will not be achieved.

County Drug Court - Court Cost

Code of Criminal Procedures Article 102.0178 requires this fee be collected and can only be used exclusively for the maintenance of drug court programs operated by the county. Therefore, fund balance is expected to increase.

Dispute Resolution Fund

The fund balance is expected to increase as Dispute Resolution continues to build it's program becoming self-sufficient with less reliance on the general revenues of the County.

Elections Admin Fee Fund

Budgeted expenditures exceed budgeted revenues creating a shortfall for FY 2010. Sufficient unreserved fund balance is available to cover the draw on reserves.

Record Preservation - County Clerk

An increase in professional services for a project including document indexing, redaction, and digitalizing records meeting specific criteria. Sufficient unreserved fund balance is available to cover the draw on reserves.

Courthouse Security Fund

The Courthouse Security Fee funds personnel and minimal operating expenses. This fund is being monitored and the Commissioners' Court will take appropriate action they deem necessary to insure courthouse security continues if this fund is depleted.

LUBBOCK COUNTY, TEXAS
Explanation of Increase/Decrease in Fund Balance

Judicial Technology Fund

Additional operating appropriations are budgeted for FY 2010. This fund has been under utilized in the past and sufficient unreserved fund balance is available to cover the draw on reserves.

County Clerk Archive

A photostat reversal project was initiated in FY 2009 to preserve specific records. The project was not completed as projected and is scheduled to continue in FY 2010 and funds were re-appropriated to complete the project. Sufficient unreserved fund balance is available to cover the draw on reserves.

Inmate Supply Fund

As the transition begins into the new Lubbock County Detention Center funds have been budgeted to equip the new facility. Sufficient unreserved fund balance is available to cover the draw on reserves.

CDA Business Crimes

This fund is used at the discretion of the Criminal District Attorney's Office. Funds are typically used to provide bonus and incentive pay. Some of the fund balance may be used to fund these increased salaries in FY 2010.

Interest and Sinking Funds

These funds are closely monitored to maintain minimal fund balances in the event tax collections are negatively impacted due to economic conditions or in the event of a disaster to insure debt service requirements are met. The funds reflect an increase in reserves.

Capital Projects Funds

Both the New Jail Construction 2003 Issue and New Jail Construction 2006 issue are scheduled to have a significant decrease in fund balance due to the scheduled completion of the Lubbock County Detention Center in FY 2010.

Employee Health and Insurance Fund

Due to an increase in Health Insurance Claims this fund is estimated to show a decrease in fund balance at the end of FY 2010.

LUBBOCK COUNTY, TEXAS
Explanation of Increase/Decrease in Fund Balance

Worker's Comp Fund

This fund is to accumulate monies for future claims related to worker's comp injuries. The fund is evaluated every other year by a consultant to insure sufficient funds are available. In years when less demand is placed on the fund the reserves increase.

Budget Policy and Procedures

The preparation and administration of the budget is one of the most important activities in county government. Funding priority is given to mandated functions when allocating scarce resources. All other additions or expansions will be dependent upon available revenue resources or decline in offsetting expenditures. The County Auditor is by law responsible for establishing and maintaining the accounting system of County government and is independent of the Commissioners' Court. Pursuant to the Texas Local Government Code, Section 111.034(b)(4) and Section 111.039 (b), the County Auditor provides revenue estimates and the budget must be balanced using these estimates plus any fund balance left on the last day of the preceding fiscal year, if needed. The budget adopted by Commissioners' Court is a balanced budget where revenues and a small portion of fund balance, if needed, equal expenditures. The County Auditor's revenue estimates count only cash expected to be received during the fiscal year.

Lubbock County's budget for governmental and proprietary funds is maintained on a modified accrual basis. The County's Comprehensive Annual Financial Statement is also prepared using a modified accrual basis of accounting. This means that revenues are recorded when available and measurable and expenditures are recorded when the services or goods are received and the liabilities are incurred.

The County Commissioners' Court, under budgetary laws established by the Texas legislature, is required to adopt an annual budget for all governmental fund types to cover all the proposed expenditures of the county government, and to levy a tax sufficient, when considered with other revenues and available funds, to provide for these expenditures. Once the budget is approved, no expenditures may be made except in strict compliance with the budget. During the fiscal year, the Commissioners' Court evaluates the budget and makes revisions in response to economic conditions and unanticipated and unfunded expenditure demands. Emergency expenditures in case of grave public necessity, to meet unusual and unforeseen conditions which could not, by reasonably diligent thought and attention, have been included in the original budget, may from time to time be authorized by the Court as amendments to the original budget. The Commissioners' Court by order may amend the budget to transfer an amount budgeted for one item to another budgeted item without authorizing an emergency expenditure. The Commissioners' Court is the sole agency having discretionary

power to determine existence of such facts as would constitute an emergency justifying a budget adjustment.

The following procedures are followed in establishing the budgetary data:

a. Prior to June 15, the County Auditor, as the County's Chief Budgetary Officer, will submit to the Commissioners' Court a preliminary operating budget for the fiscal year commencing the following October 1.
b. After the presentation of the proposed budget and prior to September 1, the Commissioners' Court will conduct a series of hearings with the individual department heads to review and analyze their expenditure requests. These meetings are all open to the public to encourage public comment.
c. Prior to September 15, the Commissioners' Court will finalize the proposed budget and file it with the County Clerk.
d. Prior to October 1, public hearings will be held to receive citizen input, adopt the budget, and set the tax rate for the upcoming year.
e. All budget amendments are approved by the Commissioners' Court.
f. Budgets for the General Fund, Special Revenue Funds, Debt Service Funds, and Capital Projects Funds are adopted on a basis consistent with accounting principles generally accepted in the United States of America for governments, using the modified accrual basis of accounting.
g. By law, appropriations for the total County budget cannot exceed total resources that will be available for the year as forecasted by the County Auditor.
h. The level of budgetary control (that is the level at which expenditures may not legally exceed appropriations) is established by organization within an individual fund.

Texas Budget Policy

The following information outlines the budget requirements prescribed in Chapter 111 of the Local Government code.

a. County Auditor serves as budget officer
b. Annual budget is required
c. Expenditures are not allowed to be made until the Commissioners' Court has adopted a budget for that fiscal year
d. Proposed budget is required to be filed with the County Clerk and made available for public inspection

e. Public hearing is required to be held on proposed budget
f. Adoption of budget
g. Approved budget is to be filed with County Clerk

The Commissioners' Court is to spend funds in strict compliance with the approved budget. It is Lubbock County policy that all budget amendments must be presented to Commissioners' Court for approval. The departments must submit the amendments with a specific description stating the reason for the amendment, no generic reasons are accepted. The Commissioners' Court does not generally accept moving money from personnel line items to operating line items.

The Budget Calendar for FY2010 is presented on the following pages.

LUBBOCK COUNTY, TEXAS
BUDGET CALENDAR
FY 2010

Date	Calendar of Events	
April 13, 2009	**Public Meeting** - Approve Budget Calendar.	10:00 AM
April 20, 2009	Departmental Budget Preparation Packets distributed.	
May 8, 2009	Chief Appraiser delivers "Estimate of Total Taxable Value."	
April/May, 2009	Departments complete Departmental Request Forms.	
May, 2009	Compile initial revenue estimates.	
June 15, 2009	Deadline for submitting initial Budget Requests from all departments.	5:00 PM
June, 2009	Review revenue estimates.	
June, 2009	Prepare preliminary Budget.	
July 13, 2009	**Public Meeting** - Personnel Committee Recommendations to Commissioners' Court.	10:00 AM
July 13, 2009	**Public Meeting** - Budget Workshop with Commissioners' Court.	1:30 PM
July 20 - 22, 2009	**Public Meeting** - Departmental Hearings with Commisioners' Court.	
July 25, 2009	Chief Appraiser delivers certified appraisal roll.	
July 27, 2009	**Public Meeting** - Budget Workshop with Commissioners' Court.	1:30 PM
July 31, 2009	Publish Notice of Proposed Elected Officials Salaries.	
August 3, 2009	Publish effective and rollback tax rates, statements & schedules. (LCAD)	
August 10, 2009	**Public Meeting** to set the salary, expenses, and other allowances of elected county or precinct officers. (LGC 152.013(a))	10:00 AM
August 10, 2009	**Public Meeting** to discuss tax rate.	10:00 AM
August 10, 2009	**Public Meeting** to select Greivance Committee Members.	10:00 AM
August 10, 2009	**Public Meeting** - Budget Workshop with Commissioners' Court.	1:30 PM
August 10, 2009	Notify each county elected official of their salary and expense allowances.	
August 14, 2009	Officials notify Grievance Committee Chairman of Salary Grievance by this date.	
August 17, 2009	Publish *"Notice of Public Hearing on Tax Increase"* (if needed)	
August 21, 2009	**Grievance Commmittee Hearing** may be called by an elected county or precinct officer who is aggrieved by the setting of the officer's salary or personal expenses. (LGC 152.016)	
August 24, 2009	**Public Meeting** - 1st Public Hearing on Tax Increase. (if needed)	10:00 AM
August 24, 2009	**Public Meeting** to consider recommendations of Grievance Committee on elected officials salaries, personal expenses and any changes in proposed budget items. (if needed)	10:00 AM
September 1, 2009	Publish *"Notice of Public Hearing on Budget"*.	

LUBBOCK COUNTY, TEXAS
BUDGET CALENDAR
FY 2010

Date	Calendar of Events	
September 1, 2009	File proposed Budget with County Clerk and make it available for public	
September 1, 2009	Notify departments of proposed Budget appropriations.	
September 2, 2009	**Public Meeting** - 2nd Public Hearing on Tax Increase. (if needed)	10:00 AM
September 7, 2009	Publish *"Notice of Vote on Tax Rate"*	
September 14, 2009	**Public Hearing** on Budget.	10:00 AM
	Public Meeting of Commissioners' Court to adopt Budget.	10:00 AM
	Public Meeting of Commissioners' Court to adopt tax rate.	10:00 AM
	File copy of Adopted Budget with County Clerk.	

Risk Management

The County developed the Workers Comp Fund for the purpose of self-insuring. Funding is in the form of departmental contributions based on risk exposure and prior experience. The County has consistently maintained insurance policies for liability, fire and property coverage. The County actively encourages staff to participate in programs to reduce expenses by actively managing claims and encouraging and supporting strong safety and loss prevention programs.

Self-Insurance Fund

The County's health insurance plan is self-insured. The County purchases stop loss coverage on an individual and aggregate basis in the event costs exceed a certain amount. Funding for the plan is derived from charges to departments on a per employee basis. Coverage is provided to all full-time employees and dependent coverage is available by payroll deduction. Retirees contribute to the health plan through payments to the Auditor's Office. The health plan is qualified Medicare Part D and the County is reimbursed by Medicare for a portion of prescription drugs for retirees.

Retirement Plan

Each qualified employee is included in the Texas County and District Retirement System (TCDRS). The County does not maintain accounting records, hold the investments or administer the fund. Funds are appropriated annually to meet the actuarially determined funding levels of the plan.

Investment Policy

It is the policy of Lubbock County that after allowing for the anticipated cash flow requirements of Lubbock County and giving due consideration to the safety and risk of investment, all available funds shall be invested in conformance with these legal and administrative guidelines, seeking to optimize interest earnings to the maximum extent possible.

Effective cash management is recognized as essential to good fiscal management. Investment interest is a source of revenue to Lubbock County. Lubbock County's investment portfolio shall be designed and managed in such a manner as to maximize this revenue source, to be responsive to public trust, and to be in compliance with all legal requirements and limitations.

Investments shall be made with the primary objectives of:

* **Safety** and preservation of principal
* Maintenance of sufficient **liquidity** to meet operating needs
* **Public trust** from prudent investment activities
* Optimization of **interest earnings** on the portfolio

I. PURPOSE

The purpose of this investment policy is to comply with Chapter 2256 of the Government Code ("Public Funds Investment Act"), which requires Lubbock County to adopt a written investment policy regarding the investment of its funds and funds under its control. The Investment Policy addresses the methods, procedures and practices that must be exercised to ensure effective and judicious fiscal management of Lubbock County's funds.

II. SCOPE

This Investment Policy shall govern the investment of all financial assets of Lubbock County. These funds are accounted for in Lubbock County's Comprehensive Annual Financial Report (CAFR) and include:

- General Fund - used to account for resources traditionally associated with government, which are not required to be accounted for in another fund.
- Special Revenue Funds - used to account for the proceeds from specific revenue sources.

- Capital Projects Funds - used to account for resources to be used for the acquisition or construction of major capital facilities.
- Trust and Agency Funds - used to account for the proceeds from specific revenue sources and to the extent not required by law or existing contract to be kept segregated and managed separately.
- Debt Service Funds - used to account for resources to be used for the payment of principal, interest and related costs on general obligation debt, to the extent not required by law or existing contract to be kept segregated and managed separately.
- Any new fund created by Lubbock County, unless specifically exempted from this Policy by Commissioners' Court or by law.

Lubbock County will consolidate cash balances from all funds to maximize investment earnings. Investment income will be allocated to the various funds based on their respective participation and in accordance with generally accepted accounting principles. The strategy developed for the pooled fund group will address the varying needs, goals and objectives of each fund.

This Investment Policy shall apply to all transactions involving the financial assets and related activity for all the foregoing funds. However, this policy does not apply to the assets administered for the benefit of Lubbock County by outside agencies under deferred compensation programs.

III. INVESTMENT OBJECTIVES

Lubbock County shall manage and invest its cash with four primary objectives, listed in order of priority: **safety, liquidity, public trust, and yield, expressed as optimization of interest earnings.** The safety of the principal invested always remains the primary objective. All investments shall be designed and managed in a manner responsive to the public trust and consistent with state and local law.

Lubbock County shall maintain a comprehensive cash management program, which includes collection of account receivables, vendor payments in accordance with invoice terms, and prudent investment of available cash. Cash management is defined as the process of managing monies in order to insure maximum cash

availability and maximum earnings on short-term investment of idle cash.

Safety [*PFIA 2256.005(b)(2)*]

Safety of principal is the foremost objective of the investment program. Investments shall be undertaken in a manner that seeks to ensure the preservation of capital in the overall portfolio. The objective will be to mitigate credit and interest rate risk.

- Credit Risk and Concentration of Credit Risk - Lubbock County will minimize credit risk, the risk of loss due to the failure of the issuer or backer of the investment, and concentration of credit risk, the risk of loss attributed to the magnitude of investment in a single issuer, by:

  * Limiting investments to the safest types of investments.
  * Pre-qualifying the financial institutions and broker/dealers with which Lubbock County will do business.
  * Diversifying the investment portfolio so that potential losses on individual issuers will be minimized.

- Interest Rate Risk - Lubbock County will manage the risk that the interest earnings and the market value of investments in the portfolio will fall due to changes in general interest rates, by:

  * Structuring the investment portfolio so that investments mature to meet cash requirements for ongoing operations, thereby avoiding the need to liquidate investments prior to maturity.
  * Investing operating funds primarily in certificates of deposit, shorter-term securities, money market mutual funds, or local government investment pools functioning as money market mutual funds.
  * Diversifying maturities and staggering purchase dates to minimize the impact of market movements over time.

Liquidity [*PFIA 2256.005(b)(2)*]

The investment portfolio shall remain sufficiently liquid to meet all operating requirements that may be reasonably

anticipated. This is accomplished by structuring the portfolio so that investments mature concurrent with cash needs to meet anticipated demands. Because all possible cash demands cannot be anticipated, a portion of the portfolio will be invested in shares of money market mutual funds or local government investment pools that offer same-day liquidity. In addition, a portion of the portfolio will consist of securities with active secondary or resale markets.

Public Trust

All participants in Lubbock County's investment process shall seek to act responsibly as custodians of the public trust. Investment officers shall avoid any transaction that might impair public confidence in Lubbock County's ability to govern effectively.

Yield (Optimization of Interest Earnings) ***[PFIA 2256.005(b)(3)]***

The investment portfolio shall be designed with the objective of attaining a market rate of return throughout budgetary and economic cycles, taking into account the investment risk constraints and liquidity needs. Return on investment is of secondary importance compared to the safety and liquidity objectives described above. Securities shall generally be held until maturity with the following exceptions:

- An investment with declining credit may be liquidated early to minimize loss of principal.
- A security swap that would improve the quality, yield, or target duration in the portfolio.
- Cash flow needs of Lubbock County require that the investment be liquidated.

IV. INVESTMENT STRATEGIES

The investment portfolio of Lubbock County includes funds pooled together of all the fund groups. Each major fund type has varying cash flow requirements and liquidity needs. Therefore strategies shall be implemented considering each fund's unique requirements.

Investment Pool Strategy

The County's Investment Pool is an aggregation of the majority of County Funds which includes tax receipts, fine and fee revenues, as well as some, but not all, bond proceeds, grants, special revenue fund revenue, debt service revenues and reserve balances. This portfolio is maintained to meet anticipated daily cash needs for Lubbock County operations, capital projects and debt service. The objectives of this portfolio are to:

- ensure safety of principal by investing only in high-quality securities for which a strong secondary market exists;
- ensure that anticipated cash flows are matched with adequate investment liquidity;
- manage market and credit risk through diversification; and
- attain the best feasible yield commensurate with the objectives and restrictions set forth in this Policy by actively managing the portfolio.

Bond Funds Strategy

Occasionally, separate non-pooled portfolios are established with the proceeds from bond sales. The objectives of these portfolios are to:

- ensure safety of principal by investing only in high-quality securities for which a strong secondary market exists;
- ensure that anticipated cash flows are matched with adequate investment liquidity;
- manage market and credit risk through diversification; and
- attain the best feasible yield commensurate with the objectives and restrictions set forth in this Policy and the bond ordinance by actively managing the portfolio.

V. RESPONSIBILITY AND CONTROL

Delegation of Authority [*PFIA 2256.005(f)*]

In accordance with the Public Funds Investment Act, the Commissioners' Court designates the County Auditor as Lubbock County's Investment Officer. An Investment Officer is authorized to execute investment transactions on behalf of Lubbock County. No person may engage in an investment transaction or the management of Lubbock County funds except as provided under the terms of this Investment Policy as approved by the Commissioners' Court. The investment authority granted to the investing officer is effective until rescinded by the Commissioners' Court.

Quality and Capability of Investment Management [*PFIA 2256.005(b)(3)*]

Lubbock County shall provide periodic training in investments for the designated Investment Officer and other investment personnel through courses and seminars offered by professional organizations, associations, and other independent sources in order to insure the quality and capability of investment management in compliance with the Public Funds Investment Act.

Training Requirement (*PFIA 2256.008*)

In accordance with the Public Funds Investment Act, the designated Investment Officer shall attend an investment training session no less often than once every two years commencing September 1, 1997 and shall receive not less than 10 hours of instruction relating to investment responsibilities. A newly appointed Investment Officer must attend a training session of at least 10 hours of instruction within twelve months of the date the officer took office or assumed the officer's duties. The investment training session shall be provided by an independent source approved by the Commissioners' Court. For purposes of this policy, an "independent source" from which investment training shall be obtained shall include a professional organization, an institution of higher education or any other sponsor other than a business organization with whom Lubbock County may engage in an investment transaction.

Internal Controls (*Best Practice*)

The Investment Officer is responsible for establishing and maintaining an internal control structure designed to ensure

that the assets of Lubbock County are protected from loss, theft, or misuse. The internal control structure shall be designed to provide reasonable assurance that these objectives are met. The concept of reasonable assurance recognizes that (1) the cost of the control should not exceed the benefits likely to be derived and (2) the valuation of cost and benefits requires estimates and judgments by management.

Controls deemed most important that shall be employed include the following:

Imperative Controls

- Custodian safekeeping receipts records management.
- Avoidance of bearer-form securities.
- Documentation of investment events.
- Written confirmation of telephone transactions.
- Reconcilements and comparisons of security receipts with the investment subsidiary records.
- Compliance with investment policies.
- Verification of all interest income and security purchase and sell computations.

Controls Where Practical

- Control of collusion.
- Separation of duties.
- Separation of transaction authority from accounting and record-keeping.
- Clear delegation of authority.
- Accurate and timely reports.
- Validation of investment maturity decisions with supporting cash flow data.
- Adequate training and development of Investment Officials.
- Review of financial conditions of all brokers, dealers, and depository institutions.
- Staying informed about market conditions, changes and trends that require adjustments in investment strategies.

Accordingly, the Investment Officer shall establish a process to assure compliance with policies and procedures through Lubbock County's annual independent audit.

Prudence (*PFIA 2256.006*)

The standard of prudence to be applied by the Investment Officer shall be the "prudent investor" rule. This rule states that "Investments shall be made with judgment and care, under circumstances then prevailing, which persons of prudence, discretion and intelligence exercise in the management of their own affairs, not for speculation, but for investment, considering the probable safety of their capital as well as the probable income to be derived." The governing body recognizes that in diversifying the portfolio, occasional measured losses due to market volatility are inevitable, and must be considered within the context of the overall portfolio's investment return, provided that adequate diversification has been implemented. In determining whether an Investment Officer has exercised prudence with respect to an investment decision, the determination shall be made taking into consideration:

- The investment of all funds, or funds under Lubbock County's control, over which the officer had responsibility rather than a consideration as to the prudence of a single investment.
- Whether the investment decision was consistent with the written approved investment policy of Lubbock County.

Indemnification (*Best Practice*)

The Investment Officer, acting in accordance with written procedures and exercising due diligence, shall not be held personally responsible for a specific investment's credit risk or market price changes, provided that these deviations are reported immediately and the appropriate action is taken to control adverse developments.

Ethics and Conflicts of Interest [*PFIA 2256.005(i)*]

Officers and employees involved in the investment process shall refrain from personal business activity that would conflict with the proper execution and management of the investment program, or that would impair their ability to make impartial decisions. Employees and Investment Officers shall disclose any material interests in financial institutions with which they conduct business. They shall further disclose any personal financial/investment positions that could be related to the performance of the investment portfolio.

An Investment Officer of Lubbock County who has a personal business relationship with an organization seeking to sell an investment to Lubbock County shall file a statement disclosing that personal business interest. An Investment Officer who is related within the second degree by affinity or consanguinity to an individual seeking to sell an investment to Lubbock County shall file a statement disclosing that relationship. A statement required under this subsection must be filed with the Texas Ethics Commission and the Commissioners' Court.

VI. SUITABLE AND AUTHORIZED INVESTMENTS

Investments [*PFIA 2256.005(b)(4)(A)*]

Lubbock County funds governed by this policy may be invested in the instruments described below, all of which are authorized by Chapter 2256 of the Government Code (Public Funds Investment Act). Investment of Lubbock County funds in any instrument or security not authorized for investment under the Act is prohibited. Lubbock County will not be required to liquidate an investment that becomes unauthorized subsequent to its purchase.

I. Authorized

- Direct obligations of the United States of America.

- Direct obligations of this state or its agencies and instrumentalities.

- Collateralized mortgage obligations directly issued by a federal agency or instrumentality of the United States, the underlying security of which is guaranteed by an agency or instrumentality of the United States.

- Other obligations, the principal and interest of which are unconditionally guaranteed or insured by, or backed by the full faith and credit of, the United States of America.

- Direct obligations of the following United States agencies and instrumentalities:

  a) Federal Farm Credit System
  b) Federal Home Loan Bank System
  c) Federal Home Loan Mortgage Corp.
  d) Federal National Mortgage Association

- Certificates of Deposit issued by a Commissioners' Court authorized depository institution that has its main office or a branch office in Texas. The certificate of deposit must be guaranteed or insured by the Federal Deposit Insurance Corporation or its successor or the National Credit Union Share Insurance Fund or its successor and secured by obligations in a manner and amount as provided by law.

  A Commissioners' Court approved depository is a state or national bank, savings bank, or state or federal credit union domiciled in this state provided:

  a) the County has on file a signed Depository Agreement which complies with the Local Government Code and details eligible collateral, collateralization rations, standards for collateral custody and control, collateral valuation, and conditions for agreement termination.

- Money Market Mutual funds that:

  a) are registered and regulated by the Securities and Exchange Commission
  b) have a dollar weighted average stated maturity of 90 days or less
  c) seek to maintain a net asset value of $1.00 per share
  d) are rated AAA by at least one nationally recognized rating service

- Local government investment pools, which:

  a) meet the requirements of Chapter 2256.016 of the Public Funds Investment Act
  b) are rated no lower than AAA or an equivalent rating by at least one nationally recognized rating service
  c) are authorized by resolution or ordinance by the Commissioners' Court

In addition, a local government investment pool created to function as a money market mutual fund must mark its portfolio to the market daily and, to the extent reasonably possible, stabilize at $1.00 net asset value.

All prudent measures will be taken to liquidate an investment that is downgraded to less than the required minimum rating. (*PFIA 2256.021*)

Security swaps may be considered as an investment option for the County. A swap out of one instrument into another is acceptable to increase yield, realign for disbursement dates, extend or shorten maturity dates and improve market sector diversification. Swaps may be initiated by brokers/dealers who are on Lubbock County's approved list. A horizon analysis is required for each swap proving benefit to Lubbock County before the trade decision is made, which will accompany the investment file for record keeping.

II. Not Authorized [*PFIA 2256.009(b)(1-4)*]

Investments including interest-only or principal-only strips of obligations with underlying mortgage-backed security collateral, collateralized mortgage obligations with an inverse floating interest rate or collateralized mortgage obligations with a maturity date of over 10 years are strictly prohibited.

VII. INVESTMENT PARAMETERS

Maximum Maturities [*PFIA 2256.005(b)(4)(B)*]

The longer the maturity of investments, the greater their price volatility. Therefore, it is Lubbock County's policy to concentrate its investment portfolio in shorter-term securities in order to limit principal risk caused by changes in interest rates.

Lubbock County attempts to match its investments with anticipated cash flow requirements. The maximum allowable stated maturity of any individual investment will not exceed more than ten years from the date of purchase.

The composite portfolio will have a weighted average maturity of 3 ½ years or less. This dollar-weighted average maturity will be calculated using the stated final maturity dates of each security. [PFIA 2256.005(b)(4)(C)]

Diversification [*PFIA 2256.005(b)(3)*]

Lubbock County recognizes that investment risks can result from issuer defaults, market price changes or various technical complications leading to temporary illiquidity. Risk is managed

through portfolio diversification that shall be achieved by the following general guidelines:

- Limiting investments to avoid overconcentration in investments from a specific issuer or business sector (excluding U.S. Treasury securities and certificates of deposit that are fully insured and collateralized in accordance with state and federal law),
- Limiting investment in investments that have higher credit risks (example: commercial paper),
- Investing in investments with varying maturities, and
- Continuously investing a portion of the portfolio in readily available funds such as local government investment pools to ensure that appropriate liquidity is maintained in order to meet ongoing obligations.

The following maximum limits, by instrument, are established for Lubbock County's total portfolio:

1. U.S. Treasury Securities 100%
2. Agencies and Instrumentalities 85%
3. Certificates of Deposit 50%
4. Authorized Pools 50%

VIII. SELECTION OF BANKS AND DEALERS

Depository (*Chapter 116, Local Government Code*)

At least every four (4) years a Depository shall be selected through Lubbock County's banking services procurement process, which shall include a formal request for proposal (RFP). The selection of a depository will be determined by competitive bid and evaluation of bids will be based on the following selection criteria:

- The ability to qualify as a depository for public funds in accordance with state law.
- The ability to provide requested information or financial statements for the periods specified.
- The ability to meet all requirements in the banking RFP.
- Complete response to all required items on the bid form.
- Lowest net banking service cost, consistent with the ability to provide an appropriate level of service.
- The credit worthiness and financial stability of the bank.

Authorized Brokers/Dealers (*PFIA 2256.025*)

Lubbock County shall, at least annually, review, revise, and adopt a list of qualified broker/dealers and financial institutions authorized to engage in securities transactions with Lubbock County. Those firms that request to become qualified broker/dealers for securities transactions will be required to provide:

- Information regarding creditworthiness, experience and reputation.
- A certification stating the firm has received read and understood Lubbock County's investment policy and agree to comply with the policy.

Authorized firms may include primary dealers or regional dealers that qualify under Securities & Exchange Commission Rule 15C3-1 (Uniform Net Capital Rule), and qualified depositories. All investment providers, including financial institutions, banks, money market mutual funds, and local government investment pools, must sign a certification acknowledging that the organization has received and reviewed Lubbock County's investment policy and that reasonable procedures and controls have been implemented to preclude investment transactions that are not authorized by Lubbock County's policy. [*PFIA 2256.005(k-l)*]

Delivery vs. Payment [*PFIA 2256.005(b)(4)(E)*]

Securities shall be purchased using the **delivery vs. payment** method with the exception of investment pools and mutual funds. Funds will be released after notification that the purchased security has been received.

IX. CUSTODIAL CREDIT RISK MANAGEMENT

Safekeeping and Custodial Agreements

Securities either owned by Lubbock County as part of its investment portfolio or held as collateral to secure demand or time deposits will be held by a third party custodian. Securities owned by Lubbock County shall be held in Lubbock County's name as evidenced by safekeeping receipts of the institution holding the securities.

Collateral for deposits will be held by a third party custodian designated by Lubbock County and pledged to Lubbock County as

evidenced by safekeeping receipts of the institution with which the collateral is deposited. Original safekeeping receipts shall be obtained. Collateral may be held by a Federal Reserve Bank or branch of a Federal Reserve Bank, a Federal Home Loan Bank, or a third party bank approved by Lubbock County.

Collateral Policy (*PFCA 2257.023*)

Consistent with the requirements of the Public Funds Collateral Act, it is the policy of Lubbock County to require full collateralization of all Lubbock County funds on deposit with a depository bank. In order to anticipate market changes and provide a level of security for all funds, the collateralization level will be 110% of market value of principal and accrued interest on the deposits or investments less an amount insured by the FDIC. At its discretion, Lubbock County may require a higher level of collateralization for certain investment securities. Securities pledged as collateral shall be held by an independent third party with whom Lubbock County has a current custodial agreement. The Investment Officer is responsible for entering into collateralization agreements with third party custodians in compliance with this Policy. The agreements are to specify the acceptable investment securities for collateral, including provisions relating to possession of the collateral, the substitution or release of investment securities, ownership of securities, and the method of valuation of securities. A clearly marked evidence of ownership (safekeeping receipt) must be supplied to Lubbock County and retained. Collateral shall be reviewed at least monthly to assure that the market value of the pledged securities is adequate.

Collateral Defined

Lubbock County shall accept only the following types of collateral:

- Personal bond; surety bond; bonds; notes; and other securities; first mortgages on real property; real property; certificate of deposit; or a combination of these methods, as provided by Chapter 116, Subchapter C, Local Government or

- Investment securities or interests in them as provided by Chapter 726, Acts of the 67th Legislature, Regular Session, 1981 (Article 2529b-1, Vernon's Texas Civil Statues).

Subject to Audit

All collateral shall be subject to inspection and audit by the Investment Officer or Lubbock County's independent auditors.

X. PERFORMANCE

Performance Standards

Lubbock County's investment portfolio will be managed in accordance with the parameters specified within this policy. The portfolio shall be designed with the objective of obtaining a rate of return through budgetary and economic cycles, commensurate with the investment risk constraints and the cash flow requirements of Lubbock County.

Performance Benchmark

It is the policy of Lubbock County to purchase investments with maturity dates coinciding with cash flow needs. Through this strategy, Lubbock County shall seek to optimize interest earnings utilizing allowable investments available on the market at that time. Market value will be calculated on a quarterly basis on all securities owned and compared to current book value. Lubbock County's portfolio shall be designed with the objective of regularly meeting or exceeding the average rate of return on U.S. Treasury Bills at a maturity level comparable to Lubbock County's weighted average maturity in days.

XI. REPORTING (*PFIA 2256.023*)

Methods

Commissioners' Court Meeting - The Investment Officer shall prepare an investment report for each Commissioners' Court meeting that summarizes investment transactions for preceding period. The report will include the following:

- A listing of individual securities held at the end of the reporting period.
- A listing of maturing investments during the reporting period.
- A listing of investments purchased during the reporting period.

Quarterly - The Investment Officer shall prepare an investment report on a quarterly basis that summarizes investment strategies employed in the most recent quarter and describes the portfolio in terms of investment securities, maturities, and shall explain the total investment return for the quarter.

The quarterly investment report shall include a summary statement of investment activity prepared in compliance with generally accepted accounting principles. This summary will be prepared in a manner that will allow Lubbock County to ascertain whether investment activities during the reporting period have conformed to the Investment Policy. The report will be provided to the Commissioners' Court. The report will include the following:

- A listing of individual securities held at the end of the reporting period.
- Unrealized gains or losses resulting from appreciation or depreciation by listing the beginning and ending book and market value of securities for the period.
- Additions and changes to the market value during the period.
- Average weighted yield to maturity of portfolio as compared to applicable benchmark.
- Listing of investments by maturity date.
- Fully accrued interest for the reporting period.
- The percentage of the total portfolio that each type of investment represents.
- Statement of compliance of Lubbock County's investment portfolio with state law and the investment strategy and policy approved by Commissioners' Court.

An independent auditor will perform a formal annual review of the quarterly reports with the results reported to the governing body [*PFIA 2256.023(d)*].

Monitoring Market Value [*PFIA 2256.005(b)(4)(D)*]

Market value of all securities in the portfolio will be determined on a quarterly basis. These values will be obtained from a reputable source and disclosed to the governing body quarterly in a written report.

XII. INVESTMENT POLICY ADOPTION [*PFIA 2256.005(e)*]

Lubbock County's investment policy shall be adopted by the Commissioners' Court. It is Lubbock County's intent to comply with state laws and regulations. Lubbock County's investment policy shall be subject to revisions consistent with changing laws, regulations, and needs of Lubbock County. The Commissioners' Court shall review the policy and investment strategies annually, approving any changes or modifications.

Purchasing Policy

It is the policy of Lubbock County to conduct all purchasing strictly on the basis of economic and business merit to best serve the citizens of Lubbock County. In order to maintain the best price for goods and services in an efficient manner, purchases shall be divided into three (3) categories. Procedures for each category shall be followed by all departments unless specifically exempted by the Lubbock County Commissioners' Court. The purchase of any computer equipment (regardless of price) to be attached to the County network, or supported by LCIS, must be coordinated through LCIS.

The Purchasing Department is the only point of contact for vendors seeking to do business with Lubbock County. It is the intent of the Commissioners' Court that no elected official or department head accept proposals from vendors, setup sales meetings on behalf of a vendor or refer the vendor to other elected officials or department heads.

I. Purchasing Categories

A. **Purchases up to $1,500.00** may be made by a department head for the continuing operation of each department, **subject to the provisions of Sec. I.A.3. below.** The department head will have the responsibility of making this level of purchase in the most prudent and cost effective manner. In no event will partial purchases be made with the intent of circumventing the provisions of this policy.

1. No purchase shall be made without a purchase order to support the award of purchase unless specific exceptions are provided for in this policy.
(Ref. Sec. IV)

2. Prior to any purchase, it shall be the responsibility of each department head to insure adequate funding is available in the current budget line item for each purchase.
(Ref. Sec. V)

3. **All "Inventoriable Items" will be purchased with a Purchase Order.** "Inventoriable Item" is defined as a single non-consumable item costing ***more than $1,000.00***. (Note: At the written request of a department head, non-consumable items costing less

than $1,000.00 but deemed to be highly pilferable may be added to inventory.)

B. **Purchases of more than $1,500.00 and less than $50,000.00** will be handled by the Lubbock County Purchasing Department, using an informal competitive bid procedure. This level does not require additional Commissioners' Court approval.

1. Department heads shall contact the Purchasing Agent, via written requisition, requesting the item to be purchased. The department head will be responsible for providing written specifications for the requested item.

2. The Purchasing Agent, or Department head, will contact a minimum of three (3) vendors who are able to provide the requested item. Each vendor will be required to provide a price quotation or respond to an Informal Bid, and provide any other information requested by the Purchasing Agent. The Purchasing Agent shall award the purchase to the vendor with the lowest responsible price quotation, as agreed upon by the Purchasing Agent and the requesting department head and the Purchasing Agent shall issue a purchase order for the item.

3. If the Purchasing Agent and the requesting department head are not in agreement as to the lowest responsible bid award, the Commissioners' Court will consider all bids at the next scheduled meeting. The department head and Purchasing Agent may present reasons for their bid award preference and the final decision will be made by the Commissioners' Court.

C. **Purchases of $50,000.00 or more** will be subject to the formal bid procedure of Lubbock County.

1. COMPETITIVE BID AND REQUEST FOR PROPOSAL (RFP): Department heads must make a request for purchase, in writing, to the Lubbock County Commissioners' Court, unless approval for the purchase of the *specific* item is in the current budget. Upon approval by the Commissioners' Court, the Purchasing Agent shall seek formal bids as provided for in Texas Local Government Code. The requesting department shall design the specifications in concert with the Purchasing Agent. Bids shall be opened and evaluated by the Purchasing Agent and requesting department in accordance with

the criteria set out in the bid or proposal. Following the evaluation, the Commissioners' Court will award the purchase to the lowest responsible bidder meeting specifications.

2. COMPETITIVE PROPOSAL : Upon a finding by the Commissioners' Court that it is impractical to prepare detailed specifications for an item to support the award of a purchase contract, the Purchasing Agent may use the multi-step competitive proposal procedure provided for in Texas Local Government Code.

3. ALTERNATIVE COMPETITIVE PROPOSAL: As provided for in Texas Local Government Code, the Purchasing Agent may use an alternative competitive proposal procedure for the purchase of insurance, high technology items, landscape maintenance, travel management, recycling, or as provided for by law.

II. **Lubbock County reserves the right to reject any or all bids.** In the event all bids for an item are rejected, the Commissioners' Court shall instruct the Purchasing Agent as to the appropriate action to take following the rejection of bids.

LUBBOCK COUNTY PURCHASING POLICY
FLOW CHART

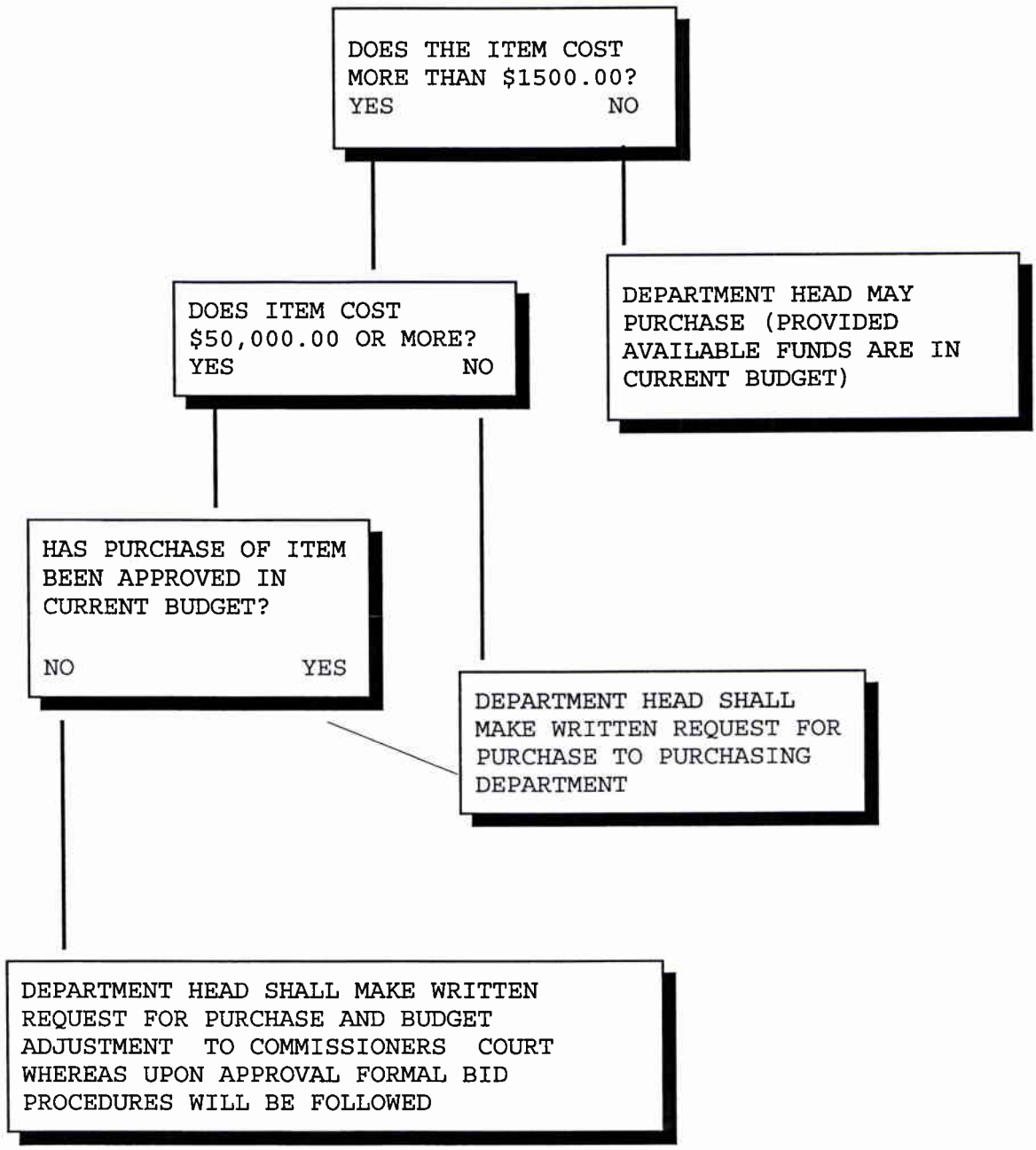

Note: The purchase of any computer equipment (regardless of price) to be attached to the County network, or supported by LCIT, must be coordinated through LCIT.

III. Exemptions

A. The Commissioners' Court, by order, has exempted from the competitive bidding requirements under Sec. I, purchase of items required to be made due to a public calamity to provide relief for the citizens or preserve Lubbock County property.

B. The Commissioners' Court will, by this order, exempt the following type of purchases from the competitive bidding requirement under Sec. I.C:

1. An item necessary to protect the public health or safety of citizens of Lubbock County;
2. An item necessary due to unforeseen damage to machinery, equipment or other public property;
3. The purchase of personal or professional services, (including education and travel);
4. The purchase of land or right-of-way;
5. Personal property sold:
   a) at an auction by a licensed auctioneer;
   b) at a going out of business sale held in compliance with Subchapter F, Chapter 17, Business and Commerce Code; or
   c) by a political subdivision of this state, a state agency of this state or an entity of the federal government
6. The renewal or extension of a lease or equipment maintenance agreement if;
   a) the lease was let by competitive bid the preceding year;
   b) the renewal or extension does not exceed one year; and
   c) the renewal or extension is the first renewal or extension of the lease or agreement.

IV. **No purchase shall be made without a PURCHASE ORDER to support the award of purchase subject to the following exceptions:**

1. **Utilities**
2. **Employee Expense Reimbursement**
3. **Purchases made on a County Purchasing Card in accordance with County policies.**

V. A written request for a PO or a purchase requisition must

be presented to the Purchasing Department and a PO issued *prior to* a purchase being made (telephone requests for Pos will not be accepted), with the exception of purchases made using Lubbock County Purchasing Cards. In cases such as equipment repair, where an exact cost may not be determined in advance, the PO can be written for an estimated amount and then amended once the actual cost is determined.

VI. It will be the responsibility of the department head to insure adequate funding is available in the current budget line item prior to any purchase being made.

VII. No payment shall be made for any purchase unless adequate funds are available in the appropriate budget line item of the department making said purchase.

VIII. Payment for any unauthorized purchase (ie: purchases made without a supporting PO) or any purchase made without adequate funding in the appropriate budget line item may be the responsibility of the individual making said purchase.

IX. Whenever found to be to the County's advantage, the Purchasing Agent/department head shall use cooperative purchasing agreements with other governmental entities (ie: General Services Commission, City of Lubbock) as an additional quotation or bid price.

X. It is the policy of the Lubbock County that, in all governmental purchases, preference be given to the purchase of products made from recycled material, if those products containing such recycled material meet applicable quality and quantity standards. To that end, each person responsible for purchasing should:

1. Periodically review procedures and specifications in order to eliminate those procedures and specifications that explicitly discriminate against the use of recycled products; and

2. Encourage the use of products made from recycled products and from products that can be recycled.

XI. All annual contracts for goods or services must be approved by the Lubbock County Commissioners' Court before any purchase of those goods or services can be made.

XII. The use of the purchasing power of Lubbock County for personal purchases is prohibited. No one may use the name of Lubbock County for any personal purchase or charge any personal purchase to Lubbock County. Any such action

is prohibited and may be grounds for prosecution.

XIII. Blanket Purchase Orders (BPOs) may be established in order to reduce the number of purchase orders originating from a single vendor. Blanket Purchase Orders must be approved by the Commissioners' Court and renewed every fiscal year. Single purchases within a Blanket Purchase Order shall be subject to the provisions of this policy, unless specific exception is made by the Commissioners' Court.

XIV. Conflicts-of-Interest, Nepotism and Misuse of a Public Position.

A. Affirmative Duty to Disclose an Interest and Abstain from Participation.

1. Where a member of the Commissioners' Court, or any other officer of Lubbock County, whether elected, appointed, paid or unpaid, who exercises authority beyond that which is advisory in nature, has a substantial interest in a business entity or real property, that official shall file, before a vote or decision on any matter involving the business entity or real property, an affidavit with the County Clerk of Lubbock County, stating the nature and extent of the interest, and shall abstain from further participation in the matter, if:
a) in the case of a substantial interest in a business entity the action on the matter will have a special economic effect on the business entity that is distinguishable from the effect on the public; or

b) in the case of a substantial interest in real property, it is reasonably foreseeable that an action on the matter will have a special economic effect on the value of the property, distinguishable from its effect on the public.

2. If the official is required to file and does file an affidavit under Subsection (1), the official is not required to abstain from further participation in the matter requiring the affidavit if a majority of the members of the governmental entity of which the official is a member is composed of persons who are likewise required to file and who do file affidavits of similar interests on the same official action.

3. Furthermore, the official may not:
   a) act as surety for a business entity that has work, business, or a contract with Lubbock County; or
   b) act as surety on any official bond required of an officer of Lubbock County.

4. "Substantial Interest"
   a) A person has a substantial interest in a business entity if:
      (I) the person owns 10 percent or more of the voting stock or shares of the business entity or owns either 10 percent or more or $5,000 or more of the fair market value of the business entity; or
      (II) funds received by the person from the business entity exceed 10 percent of the person's gross income for the previous year.

   b) A person has a substantial interest in real property if the interest is an equitable or legal ownership with a fair market value of $2,500 or more.

   c) A local public official is considered to have a substantial interest under this section if a person related to the official in the first degree by consanguinity or affinity, as determined under Chapter 573, Government Code, has a substantial interest under this section.

   d) The relation in c) is defined as the official's spouse, father, mother, father-in-law, mother-in-law, brother, sister, brother-in-law, and sister-in-law.

5. "Business entity" means a sole proprietorship, partnership, firm, corporation, holding company, joint-stock company, receivership, trust, or any other entity recognized by law.

B. Additional Forbidden Actions, Selected Criminal Statutes

The following actions are forbidden under the Texas Penal Code:

1. Abuse of Official Capacity which includes the misuse of anything of value belonging to the government or violating a law relating to the individuals office or employment.
2. Official Oppression which includes the use of one's

official position to deny another the exercise or enjoyment of any right.

3. Misuse of Official Information which includes the use of information not yet released to the public and known by virtue of one's official position, for personal gain, for the gain of another person, or with intent to harm another person.
4. Honorariums and solicitation or acceptance of gifts for the performance of official duties.
5. Perjury, Falsification and Tampering with or Fabricating Evidence and Official Records

XV. Lubbock County Purchasing Policy is based on statutes provided for in Texas Local Government Code and Texas Penal Code. All statutes were currently in force at the time of the approval of this policy.

XVI. If found to be in the best interest of Lubbock County, any part or portion of this policy may be repealed or changed by an order of the Commissioners' Court. Such action will not affect any other part or portion of this policy.

Debt Management Policy

Legal Debt Limit

The County's legal limits are stated in the Constitution of the State of Texas, Article 3, Section 52. Upon a vote of two-thirds majority of the voting qualified voters of the County, the County may issue bonds or otherwise lend its credit in any amount not to exceed one-fourth of the assessed valuation of the real property of the County and levy and collect taxes to pay the interest thereon and provide a sinking fund for the redemption thereof.

The County's debt limit is 25% of assessed value of real property.

Total Assessed Value of Real Property	$12,691,774,242
25% Debt Limit	$3,172,943,561

Tax Rate Limitation

General Operations; Limited Tax Bonds, Time Warrants, Certificates of Obligation, and Contractual Obligations.

The Texas Constitution (Article VIII, Section 9) imposes a limit of $0.80 per $100 assessed valuation for all purposes of General Fund, Permanent Improvement Fund, Road and Bridge Fund and Jury Fund, including debt service of bonds, warrants or certificates of obligation issued against such funds. The Attorney General of Texas will not approve limited tax bonds in an amount which produces debt service requirements exceeding that which can be paid from $0.40 of the foregoing $0.80 maximum tax rate calculated at 90% collection. The bonds are limited tax obligations payable from the constitutional tax rate.

The County relies on the advice of a professional outside financial advisor and its own financial officers about when it is advisable to issue new debt. A guiding principle on the issuance of new debt is the desire of the County to continue to maintain AAA bond ratings. We are well within the permissible limits set out by these advisors to continue with this goal.

Moody's Investors Services and Standard and Poor's have rated the County the highest possible ratings.

Moody's Investors Services	Aaa
Standard and Poor's	AAA

General Obligation Bonds

On January 13, 2003 Lubbock County issued general obligation bonds to provide funds for the construction and equipping of a new Lubbock County Detention Center. General obligation bonds are direct obligations and pledge the full faith and credit of the government. The bonds were issued as $79,935,000 General Obligation Bonds, Series 2003 as serial bonds maturing February 15, 2004 through February 15, 2023. The bonds were issued pursuant to the general laws of the State of Texas, including particularly Section 1473.101(a), Texas Government Code, as amended, an election held in the County on November 5, 2002 and passed by a majority of the participating voters, and an Order passed by the Commissioners' Court of Lubbock County.

During 2007 Lubbock County refunded $50,340,000 of the original $79,935,000 issue by issuing General Obligation Refunding Bonds, Series 2007.

See Debt Service Maturity Schedule - Series 2003 on page 79.

General Obligation Refunding Bonds, Series 2007

On February 12, 2007 Lubbock County issued general obligation refunding bonds to refund a portion of the County's outstanding General Obligation Bonds, Series 2003 and the payment of professional services and costs of the issuance in order to lower the overall debt service requirements of the County. The bonds were issued as $52,915,000 General Obligation Refunding Bonds, Series 2007 as serial bonds maturing February 15, 2008 through February 15, 2023. The bonds were issued pursuant to the Constitution and general laws of the State of Texas, including particularly Chapter 1207, Texas Government Code, as amended, and are direct obligations of Lubbock County payable from a continuing ad valorem tax levied on all taxable property within the County, within the limits prescribed by law.

See Debt Service Maturity Schedule - Series 2007 on page 80.

Certificates of Obligation, Series 2006

On June 12, 2006 Lubbock County issued certificates of obligation to provide funds to pay contractual obligations for the construction of improvements to, expansion of and equipping of the new Lubbock County Detention Center and the payment of professional services and costs of the issuance. The bonds were issued as $12,765,000 Certificates of Obligation, Series 2006 as serial bonds maturing February 15, 2007 through February 15, 2026. The certificates were issued pursuant to the Constitution and general laws of the State of Texas, particularly Subchapter C of Chapter 271, Texas Local Government Code, as amended, and constitute direct obligations of Lubbock County payable from a continuing ad valorem tax levied on all taxable property within the County, within the limits prescribed by law.

See Debt Service Maturity Schedule - Series 2006 on page 81.

There is a combined Debt Service Maturity Schedule on page 82.

The following chart represents the portion of the tax rate that is distributed to Debt Service for the past seven years.

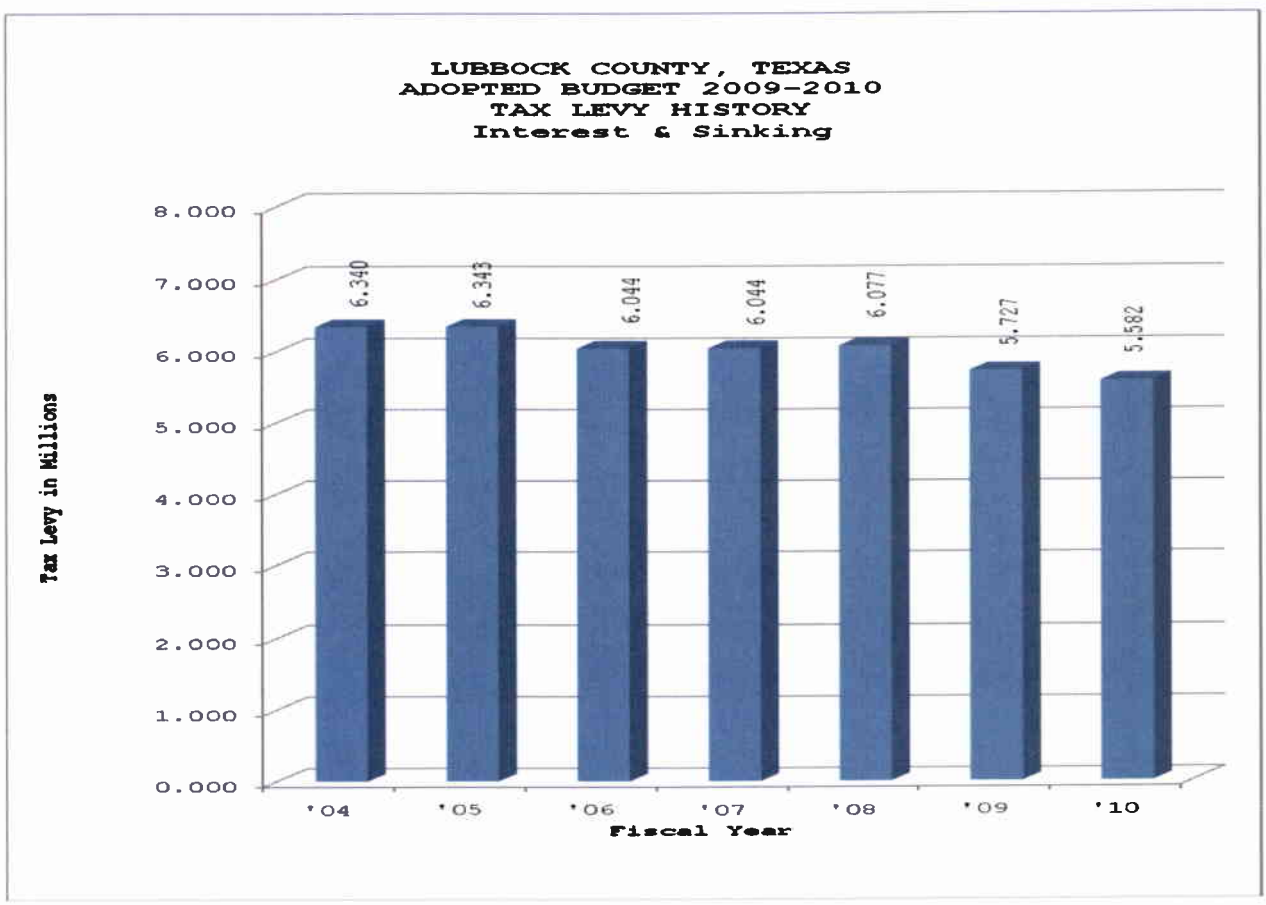

LUBBOCK COUNTY, TEXAS

Debt Service Maturity Schedule - Series 2003

	Debt Service Funds		
Fiscal Year	Principal	Interest	Total
2010	$ 3,310,000.00	$ 487,725.00	$ 3,797,725.00
2011	$ 3,440,000.00	$ 361,000.00	$ 3,801,000.00
2012	$ 3,580,000.00	$ 220,600.00	$ 3,800,600.00
2013	$ 3,725,000.00	$ 74,500.00	$ 3,799,500.00
TOTAL	$ 14,055,000.00	$ 1,143,825.00	$ 15,198,825.00

(Remaining Debt Service AFTER 2007 Refunding)

LUBBOCK COUNTY, TEXAS

Debt Service Maturity Schedule - Series 2007

	Debt Service Funds		
Fiscal Year	Principal	Interest	Total
2010	$ 280,000.00	$ 2,240,287.50	$ 2,520,287.50
2011	$ 290,000.00	$ 2,228,887.50	$ 2,518,887.50
2012	$ 305,000.00	$ 2,216,987.50	$ 2,521,987.50
2013	$ 315,000.00	$ 2,204,587.50	$ 2,519,587.50
2014	$ 4,205,000.00	$ 2,114,187.50	$ 6,319,187.50
2015	$ 4,380,000.00	$ 1,937,012.50	$ 6,317,012.50
2016	$ 4,570,000.00	$ 1,746,825.00	$ 6,316,825.00
2017	$ 4,760,000.00	$ 1,554,512.50	$ 6,314,512.50
2018	$ 4,965,000.00	$ 1,353,806.25	$ 6,318,806.25
2019	$ 5,175,000.00	$ 1,144,800.00	$ 6,319,800.00
2020	$ 5,400,000.00	$ 919,800.00	$ 6,319,800.00
2021	$ 5,650,000.00	$ 671,175.00	$ 6,321,175.00
2022	$ 5,910,000.00	$ 411,075.00	$ 6,321,075.00
2023	$ 6,180,000.00	$ 139,050.00	$ 6,319,050.00
TOTAL	$ 52,385,000.00	$ 20,882,993.75	$ 73,267,993.75

LUBBOCK COUNTY, TEXAS

Debt Service Maturity Schedule - Series 2006

	Debt Service Funds		
Fiscal Year	Principal	Interest	Total
2010	$ 475,000.00	$ 491,670.00	$ 966,670.00
2011	$ 495,000.00	$ 472,270.00	$ 967,270.00
2012	$ 515,000.00	$ 451,426.25	$ 966,426.25
2013	$ 535,000.00	$ 429,113.75	$ 964,113.75
2014	$ 560,000.00	$ 405,845.00	$ 965,845.00
2015	$ 585,000.00	$ 381,513.75	$ 966,513.75
2016	$ 610,000.00	$ 356,120.00	$ 966,120.00
2017	$ 635,000.00	$ 329,822.50	$ 964,822.50
2018	$ 665,000.00	$ 302,356.25	$ 967,356.25
2019	$ 690,000.00	$ 273,390.00	$ 963,390.00
2020	$ 720,000.00	$ 242,805.00	$ 962,805.00
2021	$ 755,000.00	$ 210,445.00	$ 965,445.00
2022	$ 790,000.00	$ 176,455.00	$ 966,455.00
2023	$ 825,000.00	$ 140,512.50	$ 965,512.50
2024	$ 865,000.00	$ 102,487.50	$ 967,487.50
2025	$ 900,000.00	$ 62,775.00	$ 962,775.00
2026	$ 945,000.00	$ 21,262.50	$ 966,262.50
TOTAL	$ 11,565,000.00	$ 4,850,270.00	$ 16,415,270.00

LUBBOCK COUNTY, TEXAS

Debt Service Maturity Schedule - Combined

	Debt Service Funds		
Fiscal Year	Principal	Interest	Total
2010	$ 4,065,000.00	$ 3,219,682.50	$ 7,284,682.50
2011	$ 4,225,000.00	$ 3,062,157.50	$ 7,287,157.50
2012	$ 4,400,000.00	$ 2,889,013.75	$ 7,289,013.75
2013	$ 4,575,000.00	$ 2,708,201.25	$ 7,283,201.25
2014	$ 4,765,000.00	$ 2,520,032.50	$ 7,285,032.50
2015	$ 4,965,000.00	$ 2,318,526.25	$ 7,283,526.25
2016	$ 5,180,000.00	$ 2,102,945.00	$ 7,282,945.00
2017	$ 5,395,000.00	$ 1,884,335.00	$ 7,279,335.00
2018	$ 5,630,000.00	$ 1,656,162.50	$ 7,286,162.50
2019	$ 5,865,000.00	$ 1,418,190.00	$ 7,283,190.00
2020	$ 6,120,000.00	$ 1,162,605.00	$ 7,282,605.00
2021	$ 6,405,000.00	$ 881,620.00	$ 7,286,620.00
2022	$ 6,700,000.00	$ 587,530.00	$ 7,287,530.00
2023	$ 7,005,000.00	$ 279,562.50	$ 7,284,562.50
2024	$ 865,000.00	$ 102,487.50	$ 967,487.50
2025	$ 900,000.00	$ 62,775.00	$ 962,775.00
2026	$ 945,000.00	$ 21,262.50	$ 966,262.50
TOTAL	$ 78,005,000.00	$ 26,877,088.75	$ 104,882,088.75

Major Funding Issues Facing 2010 Budget

Two projects that have played a major role in the development of the 2010 budget are the opening of the new Lubbock County Detention Center and the re-establishment of the Medical Examiner's office as a Lubbock County department.

The Lubbock County Detention Center, under construction since August 2005, loomed over budget requests from each department as Commissioners worked to keep taxes and the overall budget unchanged.

Lubbock County had hoped to open its facility in April 2009. A continued problem with the facility's electronic security system has the opening date pushed back from FY 2009 to FY 2010. Until the detention center is fully operational, it will continue to put restraints on the Lubbock County Budget because Commissioners will be facing increased expenditures without receiving any of the anticipated revenue from housing federal inmates or recouping out-of-county inmate housing expenditures.

In 2009, Lubbock County was faced with the challenge of absorbing the addition of a new department. The Texas Tech Health Sciences Center informed Lubbock County in August 2008 that they would stop providing Medical Examiner services by September of 2009. The County took over much of that work in FY 2009 - adding a large unforeseen amount to the 2009 Budget and creating another obstacle for the creation of the 2010 Budget.

Key Issues in Developing the 2010 Budget

The 2010 Budget provides for investments in Commissioners' Court priority areas.

- Funding for additional Information Technology equipment and software to keep pace with changing technology.
- Funding for the Medical Examiner's Office to include salaries, benefits and operating expenditures for a full year.
- Funding for costs associated with transitioning into the new Lubbock County Detention Center.
- Increase in indigent burials due to increasing cemetery costs.
- Increase in election workers payroll for November 2009 Election, training and early voting for March 2010 primaries, early voting for April 2010 primary runoff election and training for November 2010 General Election.
- Increase in funding to the City of Lubbock for Library Services due to higher tax values used in current calculations.
- Increase in funding to Mental Health Private Defender due to allocated percentage share increase.
- Increase in funding to Juvenile Probation Department due to loss of funding for IV-E Administration revenue for FY 2008, FY 2009 and FY 2010.
- Increase in road construction and maintenance funding due to increasing prices for materials, fuel and capital outlay.
- Funding increased TCDRS retirement factor to maintain current program levels.
- The addition of one new staff position for the County Auditor's Office and three positions were reclassified in various departments.

Budget in Brief

Overview

The 2010 Budget continues to hold to the established principles in Lubbock County of conservative fiscal planning. Commissioners' Court priorities included a budget with minimal increases to maintain a steady tax rate for the citizens of Lubbock County and continue to use the Strategic Plan as a tool for budget preparation. The challenges faced by Lubbock County in preparing the 2010 budget include the transition into the new Lubbock County Detention Center, continued funding of programs mandated by the State of Texas, and integrating the Medical Examiner's Office into Lubbock County as a county funded department.

The Budget also provides for targeted investments in Commissioners' Court priority areas. These initiatives are included in the Budget while adopting the effective tax rate.

- The expansion of the Medical Examiner's Office to include an additional doctor, forensic nurse, forensic tech and investigator so that inter-local agreements with surrounding counties may be obtained for Medical Examiner services.
- The addition of an Internal Auditor, reclassification from part-time to full time for a position in JP Precinct 4's office, and reclassification from seasonal position to part-time position in the Court's Budget.
- Funding for additional Information Technology equipment and software to keep pace with changing technology.
- Additional funding for Juvenile Probation programs due to loss of funding from other sources.

As mentioned before, the two key projects in the formation of the budget were the opening of the new Lubbock County Detention Center and the addition of the Medical Examiner Department.

The detention center was scheduled for completion in April of 2009. However, setbacks in the electronic functions of the project have pushed scheduled completion back until early in 2010. Until the project is completed and the county can begin to bring out of county inmates back to Lubbock County and earn anticipated revenue off of the facility, it will continue to put financial constraints on the county budget.

It is anticipated that once the new Lubbock County Detention Center reaches full capacity and is fully staffed, the cost of operation will approach $21,500,000. The cost of operation is expected to be offset by housing federal inmates. This revenue is estimated to exceed $4,000,000. Upon completion the first priority will be to recover all out of county inmates, thereby realizing an immediate savings on Inmate Board Bills in excess of $3,000,000 annually.

The addition of the Medical Examiners' Office has also weighed in heavily in putting the 2010 budget together. Total budgeted expenses for the Medical Examiner's Office for FY 2010 are $1,628,382, along with a payroll contingency of $406,463 budgeted in the non-departmental function. The Medical Examiners' Office was added mid-year in 2009. Therefore, ten additional positions were added to the Lubbock County job slot during 2009, but do not appear in the budgeted personnel numbers until 2010.

Another key concern during the budget process was the Juvenile Probation Department. As Title IV-E reserves are nearly exhausted, this led to a general fund transfer. The transfer for 2010 is $964,838. This transfer is expected to continue increasing.

The 2010 budget adopted by the County Commissioners totaled $116,105,453, a net decrease of $7,361,839 or 5.96 percent in comparison to the fiscal year 2009 adopted budget. A significant factor in the difference is attributed to lower budgeted expenditures for the new detention center due to scheduled completion of the project.

Some of the changes in this budget when compared to the prior year budget include:

- The Commissioners' Court gave no raises during FY 2010
- Only one new position was added in FY 2010
- Three positions were re-classed
- A General Fund transfer was added in the amount of $964,838 to the Juvenile Probation Department
- The Medical Examiner's Office will be fully funded in 2010 (the office opened in FY 2009, but Lubbock County did not begin supporting the department until approximately mid-way through FY 2009.)

Lubbock County Departments Goals

Commissioners' Court, County Judge and Admin Research

Goal 1: Manage county resources to be able to anticipate and respond effectively and efficiently to the growing needs of Lubbock County.

Goal 2: Ensure public safety by promoting a safe and secure environment for the people of Lubbock County.

Goal 3: Enhance the quality, productivity, recruiting and retention of the County workforce, thereby promoting employee excellence.

Goal 4: Provide excellent service by providing the public with easy access to quality services that are both beneficial and responsive.

County Clerk

Goal 1: Increase efficiency and employee excellence by making better, more efficient use of time and resources to handle increased demands with current resources and enhance the quality, productivity, recruiting and retention of the County Clerks' workforce.

Goal 2: Provide service excellence by giving customers easier access and more responsive service.

Goal 3: Maintain the integrity of the archived records by way of records preservation and retention.

Treasurer

Goal 1: Provide the highest level of effective and efficient service to meet the growing demands of Lubbock County.

Goal 2: To serve Lubbock County with integrity, compassion, and professionalism through innovative leadership.

Tax Assessor

Goal 1: Improve customer service by creating a better customer experience and decreasing the amount of wait time for them.

Goal 2: Improve office efficiency with new technology.

Goal 3: Enhance office security by improving protocols and security of funds.

Purchasing

Goal 1: Increase efficiency by making better use of time and resources to handle increased demands of current resources.

Auditor

Goal 1: Prepare Lubbock County's Annual Budget with the highest quality to meet the needs of decision makers and Lubbock County citizens.

Goal 2: Maintain and enhance the professional and technical expertise of staff by assessing the training needs of each staff member.

Goal 3: Function as a resource to all officials, departments and other users in the processing, compilation and comprehension of accurate, timely financial information and statistics.

Goal 4: Preserve financial records in an electronic format to ensure that everyone has access to information at the time needed and in a useable format.

Goal 5: Meet the statutory responsibility to ensure the safeguarding, proper handling and appropriate accounting and management of county assets through continuous auditing.

Goal 6: Provide a level of payroll service that one as a "customer" would expect to receive.

Goal 7: Monitor allocation of resources and expenditures while maintaining compliance with all statutes, Commissioners' Court policies, mandates and ensure documents are secure and easily accessible for all Lubbock County employees and vendors.

Goal 8: Provide the highest quality of grant financial reporting so Lubbock County continues to receive grant funding from all sources.

Human Resources

Goal 1: Provide efficiency and accessibility to all human resources functions, services and processes.

Goal 2: Improve employee relations and benefits.

District Clerk

Goal 1: Establish and complete record preservation and record destruction in compliance with the approved schedule of the State Library including, but not limited to,

all records stored in the warehouse and archives department.

Goal 2: Working with the Director of Court Administration, develop procedures to implement the Jury Efficiency Plan approved by Lubbock County Board of Judges on February 25, 2008.

Goal 3: Improve the efficiency of the office with increased technology by using equipment designed to facilitate the specific needs of the office of the District Clerk.

Goal 4: Retain current employees at an 80% rate of retention to increase accuracy of data entry, consistency in training, and stability in cross-training of employees.

Goal 5: Provide exemplary public service through effective communication and knowledge.

Goal 6: Develop plans for financial responsibility in escheating property or funds to the State Comptroller's Office as applicable and for annual review of fees and court costs.

Collections

Goal 1: Obtain another position in the office to help handle the rising volume of cases in order to ensure that all courts are receiving adequate collection attention.

Goal 2: Compile the Collections Department into a single office to ensure the greatest level of productivity at all times as well as allow complaints and reasons for non-payment to be sent to the supervisor quickly.

Goal 3: Obtain new technology in the hopes of automating some of the collections processes.

Goal 4: Expand the Criminal Collections Office to include Civil Collections.

J.P. Precinct 1

Goal 1: Manage all county resources to anticipate and respond effectively and efficiently to the growing needs of Lubbock County, and demands brought on by new legislation.

Goal 2: Provide the public with easy access to quality services that are both beneficial and responsive.

Goal 3: Enhance the quality and productivity of the County workforce.

Goal 4: Explore new technologies available to provide better public service and expedite court capabilities.

J.P. Precinct 2

Goal 1: Maintain a level of professionalism where the employees attend all required continuing education classes.
Goal 2: To be conservative and efficient in the purchases and expenses in the office as well as utilize the technology available.
Goal 3: Maintain a current docket and case disposition.
Goal 4: Ensure clerks and the judge maintain a "public servant" attitude where all are treated fairly, professionally, courteously and equally within the scope of the law.

J.P. Precinct 3

Goal 1: Manage all county resources to anticipate and respond effectively and efficiently to the growing needs of Lubbock County, and demands brought on by new legislation.
Goal 2: Provide the public with easy access to quality services that are both beneficial and responsive.
Goal 3: Enhance the quality and productivity of the County workforce.
Goal 4: Explore new technologies available to provide better public service and expedite court capabilities.

J.P. Precinct 4

Goal 1: Manage human resources and budgeted resources to effectively and efficiently adjudicate cases.
Goal 2: Promote a safe and secure environment for staff and public by enhancing office security and attending quarterly safety meetings.
Goal 3: Retain a well-trained, productive workforce by providing continuous education opportunities.
Goal 4: Provide the public with easy access to quality services that are both beneficial and responsive.

Criminal District Attorney

Goal 1: Achieve the highest operational efficiency by reviewing personnel, space, equipment, and furniture needs, attempting to use as little paper as possible, and attempting to create a unified office space.
Goal 2: Recruit and retain quality employees.
Goal 3: Enhance public safety and awareness.

Goal 4: Create innovative programs that reduce crime in Lubbock County and have a direct impact on the crime rate while being cost effective for the citizens of Lubbock County.

Maintenance

Goal 1: Reduce response times to increase customer satisfaction.
Goal 2: Have all Lubbock County facilities compliant with current Life Safety Codes by 2014.
Goal 3: Remodel LCIS data center.

General Assistance

Goal 1: Make better, more efficient use of time and resources to handle increased demands with current resources.
Goal 2: Provide customers easier access and more responsive service by offering a quicker application response time.

Texas AgriLIFE Extension

Goal 1: Provide the public with easy access to quality services that are both beneficial and responsive by increasing agent staffing and resources available to support quality programming and improving facility to more adequately meet the needs of current staff, future staff and clientele.
Goal 2: Maintain an effective emergency management response by educating Lubbock County citizens about emergency management procedures and practices.

Lubbock County Historical

Goal 1: Identification of historical buildings and sites through survey.
Goal 2: Protect county history by designation of historical buildings and sites through written and oral history.
Goal 3: Educate the public on the County's history by way of a printed map guide of specific areas of county history.

Public Works

Goal 1: Develop and implement an equipment operator training program.

Goal 2: Build longer lasting roads by way of the implementation of a peer inspection program for equipment operators to critique unpaved road maintenance activities and identification of treatment options for paved county roads.

Goal 3: Explore revenue streams to road funds to maximize funds to Lubbock County.

Juvenile Justice Center

Goal 1: Provide a residential treatment program in a safe, secure and nurturing environment by increasing the number of beds available and updating the video surveillance system.

Goal 2: Enhance the quality, productivity, training, safety, recruiting and retention of the Lubbock County Juvenile Justice Center workforce by expanding the training department and implementing a Step Pay Incentive Program.

Goal 3: Provide the proper venue for juvenile justice to be served by replacing the two portable buildings currently used with a permanent facility.

Dispute Resolution

Goal 1: Provide the public with easy access to quality dispute resolution services by increasing Neutral's awareness of departmental policies and procedures and increasing awareness throughout the state of services available.

Goal 2: Equip all employees with the knowledge, skills and environment necessary to provide effective dispute resolution services.

Goal 3: Manage departmental resources to anticipate and respond effectively and efficiently to the dispute resolution needs of Lubbock County and rural Texas.

Law Library

Goal 1: Prepare for a smooth transition upon retirement of current law librarian.

Goal 2: Provide the most current and efficient equipment and hardware through replacement of the current network printer and desktop computers.

LUBBOCK COUNTY, TEXAS
Operating Indicators
7 Year History

Function	FY03	FY04	FY05	FY06	FY07	FY08	FY09
General Government							
County Clerk:							
Number of Criminal Cases Filed	4,617	4,964	5,133	5,326	5,746	5,374	4,814
Number of Civil Cases Filed	1,604	1,974	2,119	2,141	2,329	1,425	1,212
Marriage Licenses-Formal	2,138	2,199	2,255	2,052	2,209	2,068	1,684
Marriage Licenses-Informal	25	36	28	44	75	82	122
Marriage Licenses- Hostile Fire Zone							6
Probate Cases	742	751	787	739	728	835	905
Human Resources:							
Applications Accepted (By person)	2,659	2,973	2,325	4,680	3,561	4,346	7,004
New Hires Processed	210	157	161	226	238	273	270
Separations Processed	178	114	144	159	168	195	171
Purchasing:							
Purchase Orders	2,617	2,610	2,598	2,604	2,627	2,084	2,705
Formal RFDs/Bids	50	49	37	33	28	27	38
Informal Bids/Quaotes	72	67	94	106	102	185	234
New Contracts	7	8	4	7	6	4	6
Contract Renewals	18	24	20	19	22	27	32
Information Services/County Technology:							
Work Orders Completed	6,233	7,382	7,383	5,467	6,143	7,319	7,429
Elections Administration:							
Confirmation Notices Mailed						29,899	2,380
Total Number of Applications Received							29,624
Number of Duplicate Applications Received							396
Responses Completed and Returned							171
Texas Cooperative Extention:							
Number of Educational Group Meetings	684	813	665	1,000	770	718	798
4-H Enrollment	4,808	6,144	3,518	5,684	5,968	4,482	4,657
Commissioners Court:							
Number of Courts Held	24	24	24	24	24	24	24
Number of Additional Meetings Held	9	13	24	22	43	36	25
Maintenance :							
Number of Work Orders Processed						8,490	11,172
Oversaw Permanant Improvements						$ 12,900,000	$ 7,667,875
Texas Veteran Commission							
Number of Veterans in Lubbock County	Unavailable	Unavailable	Unavailable	Unavailable	Unavailable	Unavailable	Unavailable

LUBBOCK COUNTY, TEXAS
Operating Indicators
7 Year History

	FY03	FY04	FY05	FY06	FY07	FY08	FY09
Judicial							
County Courts:							
Juvenile Cases Disposed	516	552	574	587	960	895	719
Criminal Cases Disposed	4,668	4,768	4,784	5,442	4,833	5,600	4,397
District Clerk:							
Civil Law Cases Filed	1,218	1,092	1,215	1,107	1,127	1,399	1,176
Family Law Cases Filed	3,061	3,012	3,216	3,079	3,054	3,077	3,348
Tax Law Cases Filed	200	217	256	201	94	207	132
Child Support Garnishment Orders	14,426	14,403	15,525	16,382	17,339	16,069	15,403
Juror Summons	65,429	47,263	49,020	55,192	55,000	56,212	60,554
Juvenile Cases	513	514	409	410	564	496	399
Passports	191	487	709	651	1,647	836	433
Law Library:							
Number of Visitors	4,787	4,894	4,608	4,985	4,395	4,661	4,916
Number of Volumes	20,600	21,127	21,491	21,946	22,290	16,087	13,064
Dispute Resolution Center:							
Inquiries and referrals- South Plains ADR System					2,537	2,635	2,811
Inquiries and referrals- Texas Rural Mediation Services					46	72	52
Number Assisted- TRMS					100	63	34
Inquiries and referrals- Community Supervision Contract					296	195	152
Average Collection Rate- Community Supervision					72%	67%	75%
Average Monthly Collections- Community Supervision					$ 31,116.00	$ 75,249.00	$ 81,988.00
Justice of the Peace #1:*							
Civil Cases Filed	683	600	1,026	1,023	1,285	1,771	1,610
Criminal Cases Filed	6,967	6,345	6,492	5,896	6,288	4,809	3,521
Justice of the Peace #2:*							
Civil Cases Filed	822	796	836	882	1,098	2,235	1,084
Criminal Cases Filed	5,144	5,116	4,709	4,736	4,405	8,415	5,115
Justice of the Peace #3:							
Civil Cases Filed	830	1,040	1,063	1,056	1,099	1,062	1,135
Criminal Cases Filed	3,122	3,840	3,632	3,725	3,546	3,699	3,435
Justice of the Peace #4:							
Cases Filed:							
Civil Cases	424	460	506	560	705	744	876
Criminal Cases	6,831	10,422	10,007	8,474	7,597	6,316	7,084
Cases Disposed:							
Criminal Cases	6,488	9,509	11,132	9,865	7,110	6,236	6,387
Civil Cases	538	525	591	584	672	698	874

LUBBOCK COUNTY, TEXAS
Operating Indicators
7 Year History

	FY03	FY04	FY05	FY06	FY07	FY08	FY09
Legal							
Criminal District Attorney:							
Cases Received						14,332	13,119
Felony Cases Under Indictment	3,131	3,240	3,527	3,934		3,489	3,758
Misdemeanor Cases Under Indictment	4,827	4,995	5,234	8,345		5,396	4,812
Cases Filed	8,200	8,317	8,816	9,667		8,986	8,797
Felony Cases Closed						4,055	5,192
Misdemeanor Cases Closed						5,249	6,694
Total Jury Trials	74	116	116	125		105	96
County Judge:							
Probate Cases Filed	742	749	779	727	716	806	796
Mental Health Cases Filed	337	372	368	251	283	264	509
Guardianship Cases Filed	81	86	89	87	108	108	97
Hearings Held		498	662	744	862	961	830
District Court:							
Criminal Cases Disposed	3,939	3,691	3,791	3,863	4,203	4,154	3,691
Public Defender:							
# Of Counties Participating						65	70
Cases Closed						3	9
Financial							
County Auditor:							
Accounts Payable Payments Issued	10,045	9,871	9,366	8,441	10,100	10,284	9,075
Payroll Checks Issued	N/A	N/A	24,201	24,192	25,324	26,708	29,294
Grants Processed	30	57	55	55	61	61	76
Bank Reconciliations					624	758	796
Cash Counts	N/A	N/A	161	299	82	155	221
Budget Amendments Processed	N/A	N/A	224	269	208	223	220
County Treasurer:							
Cash Receipts Processed	8,134	8,243	4,858	4,715	4,622	6,825	6,769
Jury Checks Issued	2,289	1,791	2,407	17,082	16,906	16,466	17,769
Tax Assessor/Collector:*							
Automobile Registrations	209,468	209,169	216,403	224,868	228,469	220,728	232,559
Beer and Liquior Permits Issued	396	368	300	302	260	267	359
Collection:							
Order thru Collections		$ 866,434.09	$ 1,303,932.76	$ 2,184,974.81	$ 2,368,801.77	$ 2,405,515.47	$ 2,340,966.15
Actual Monies Received		$ 769,530.01	$ 986,393.48	$ 1,585,531.44	$ 1,908,449.81	$ 1,834,033.87	$ 1,606,155.19
Exemptions		$ 242,396.17	$ 189,448.22	$ 334,038.86	$ 344,352.32	$ 392,600.73	$ 348,621.29
Total Collections		$ 1,011,926.18	$ 1,175,841.70	$ 1,919,570.30	$ 2,252,802.13	$ 2,226,634.60	$ 1,954,776.48
% Collections		86%	90%	88%	95%	93%	84%

LUBBOCK COUNTY, TEXAS
Operating Indicators
7 Year History

	FY03	FY04	FY05	FY06	FY07	FY08	FY09
Public Safety							
County Jail:*							
Average Daily Jail Population	955	953	946	947	969	731	724
Average Daily # of Contract Inmates	0	0	0	0	0	237	243
Sheriff:*							
E-911 Calls Received	14,558	13,937	10,122	11,242	11,445	15,552	18,735
Warrants Received	14,004	15,868	17,630	16,956	13,669	12,913	14,499
Total Arrest	6,194	6,144	6,717	5,716	5,782	5,582	3,075
Total Incidents	2,865	3,426	2,986	3,101	2,718	2,796	3,019
Adult Probation:							
Average Number on Probation							
Number of Community Service Hours							
Juvenile Justice Center:							
Number of Residents	847	751	714	736	869	1,182	1,182
Number of Community Service Hours	13,701	18,791	14,812	14,110	13,029	14,527	12,688
General Assistance:							
Number of Residents Assisted	1,625	1,591	1,606	1,855	1,728	2,090	2,162
Number of Pauper Funerals	59	62	43	52	77	70	91
Road and Bridges:							
Work Orders Completed				187	353	362	425
Miles of Road Overlayed	37.80	35.84	29.73	28.93	0.00	13	12.4
County Road Maintained -Miles	1167	1167	1167	1167	1167	1,177	1187
Constable #1:							
Civil processed			689	950	935	995	643
Constable #2:							
Civil processed						252	1084
Constable #3:							
Civil processed	745	887	960	942	962	956	892
Constable #4:							
Civil processed			486	572	731	1,053	1048
County Residental Treatment Center:							
Average Number of Trustees							
Average Number of Repeat Trustees							
County Inspector:							
Total Number of Properties Inspected	601	523	472	467	473	412	372
Number of New Properties Inspected	400	345	311	308	272	245	112
Medical Examiner:							
Cases							273
Investigations							1300
Life Gift Cases							43
Autopsy Report Requests							261
Allied Health Student Education							89

Accounting, Auditing, and Financial Planning

The modified accrual basis of accounting is used for the Governmental Fund Types and Agency Funds. This basis of accounting recognizes revenues in the accounting period in which they become susceptible to accrual, both measureable and available, and expenditures in the accounting period in which the fund liability is incurred, if measureable, except for un-matured interest on General Long-Term Debt, which is recognized when due. Lubbock County does not distinguish between basis of budgeting and basis of accounting. County records are maintained using the modified accrual method.

The County Auditor's Office will continue to maintain the County's financial records on a basis that is compatible with the guidance and generally accepted accounting principles and standards that have been promulgated by the Governmental Accounting Standards Board for local governments.

As stated in Local Government Code Section 115.045, once each fiscal year, the Commissioners' Court will engage an independent Certified Public Accounting firm to conduct a comprehensive audit of all County books. The County Auditor's staff will continually conduct internal audits of County departments that are designed to strengthen internal accounting and budgeting controls and safeguard county assets.

Account Structure

A fund type is a separate accounting entity with a self-balancing set of accounts with identifiable revenues and expenditures. An account group, on the other hand, is a financial reporting device designed to provide accountability for certain assets or liabilities. The county maintains budgetary control of its operating accounts through the use of various funds. Fund balance is the excess of revenues over expenditures. Fund balance is available for emergencies or unforeseen expenditures. All Lubbock County funds are appropriated in the Lubbock County budget except for the Community Supervision Correction Department Funds. These are funds provided by Texas Department of Criminal Justice - Criminal Justice Assistance Division (TDCJ-CJAD). These funds are budgeted and approved by TDCJ-CJAD and monitored by Lubbock County. These funds are audited separately from other Lubbock County funds, but are included in the Lubbock County Comprehensive Annual Financial Report.

Governmental Fund Types

The focus of the County's governmental funds is to provide information on the inflows, outflows, and balances of spendable resources. This information is useful in assembling the County's annual financing and budgeting requirements. The unreserved fund balance may serve as a useful measure of the resources available at the end of the fiscal year for the appropriation in the following year. Governmental fund types are used to account for all or most of government's general activities, including the collection and disbursement of earmarked monies (special revenue funds), the acquisition or construction of general fixed assets (capital projects funds), and the servicing of general long-term debt (debt service funds). The general fund is used to account for all activities of the general government not accounted for in some other fund. The following is a brief description of Lubbock County's governmental funds.

General Fund

This is Lubbock County's primary operating fund and may be used for any lawful purpose. It accounts for all financial resources of Lubbock County except those required to be accounted for in another fund. This fund provides for the daily operations of the County, including judicial and public safety functions, as well as, general administration. The primary revenue sources are ad valorem taxes, sales tax, fees, fines, and charges for service.

Special Revenue Funds

Special revenue funds are used to account for special earmarked revenues that have legal restrictions as to the specific purpose of the expenditures. The following is a brief summary of Lubbock County's Special Revenue funds and includes the source of the revenue and the restrictions on expenditures.

Road and Bridge Fund - Consolidated Road and Bridge include expenditures for the operation, repair and maintenance of roads and bridges located in Lubbock County. The primary source of revenue to the Road and Bridge Fund consists of a portion of the $10 fee assessed on motor vehicle registrations, a transfer from the general fund, interest income, and other miscellaneous fees.

Park Funds - Expenditures are generally for the operation, repair and maintenance, and upkeep associated with county owned parks. The majority of revenue comes from ad valorem taxes, along with some interest income and miscellaneous usage fees.

Permanent Improvement Fund - Projects in the Permanent Improvement Fund are those capital projects that do not require the expenditure of bond funds but are still necessary to the efficient operation of the County. Revenues come from ad valorem taxes as required in the Constitution, interest income, and the rental of the Court Residential Treatment Center Facility.

New Road Fund - The New Road Fund is for the accumulation of resources for the development and construction of new roads within Lubbock County. Revenues are derived from a portion of the $10 fee assessed on motor vehicle registration, TXDOT income, and interest income.

Juvenile Probation Funds - used to account for the cost of administering the Juvenile Probation Department including Juvenile Detention functions. Funding includes ad valorem tax collections, probation fees, interest income, and other miscellaneous revenue.

Grant Funds - Lubbock County has many grant funds, which are contributions from another government or entity to be used or expended for a specific purpose or activity. Unlike other governmental funds, where appropriations lapse at year end, these funds lapse when the period of availability specified in the grant lapse. The funds are used to account for each grant and its corresponding expenditures separately. Grant funds are spent in strict compliance with each grant's financial requirements. Lubbock County has the following grant funds: Star Program, TJPC Juvenile Probation Commission, Juvenile Detention Fund, Juvenile Food Service Fund, Juvenile Substance Abuse Fund, Community Corrections Assistance Program, Regional ICBP TJPC-X, Title IV-E, CJD-Drug Court, USDA Ag Mediation, Truancy Mediation Program, HAVA, Hazard Material EMG-LEPC, Historic Survey Grant, Regional Public Defender - Capital Murder Fund, VINE, Homeland Security Fund, LECD Grant Fund, South Plains Auto Task Force Grant Fund, JAG, VCLG Victim Coordinator, and Domestic Violence Fund. New Grant Funds added in 2010 are TJPC-C Commitment Reduction, CJD-DWI Court, CJD-Family Recovery Court, and CJD District Court JAG.

Lubbock County has several other non-major special revenue funds. The revenue is derived from fees and is earmarked for expenditures only in strict compliance with guidelines for that fee.

Capital Project Funds

These funds are used for the acquisition, construction and expansion and renovation of general fixed assets. Lubbock County has two major capital project funds: New Jail Construction 2003 Issue and New Jail Construction 2006 Issue.

Debt Service Funds

These funds are used to accumulate monies for payment of debt service on general obligation bonds and certificates of obligation which are due in annual installments. Ad Valorem tax is levied to finance the debt service. This fund is also referred to as the Interest and Sinking Fund. Lubbock County has three debt service funds: Interest and Sinking Fund 2003, Interest and Sinking Fund 2006, and Interest and Sinking Fund 2007.

LUBBOCK COUNTY, TEXAS
SUMMARY OF BUDGET BY FUND TYPE

Governmental and Proprietary Fund Types

General Fund	$	68,132,948
Special Revenue		28,586,021
Capital Project Funds		4,193,201
Debt Service Funds		7,286,183
Internal Service Funds		7,907,600
	$	116,105,953

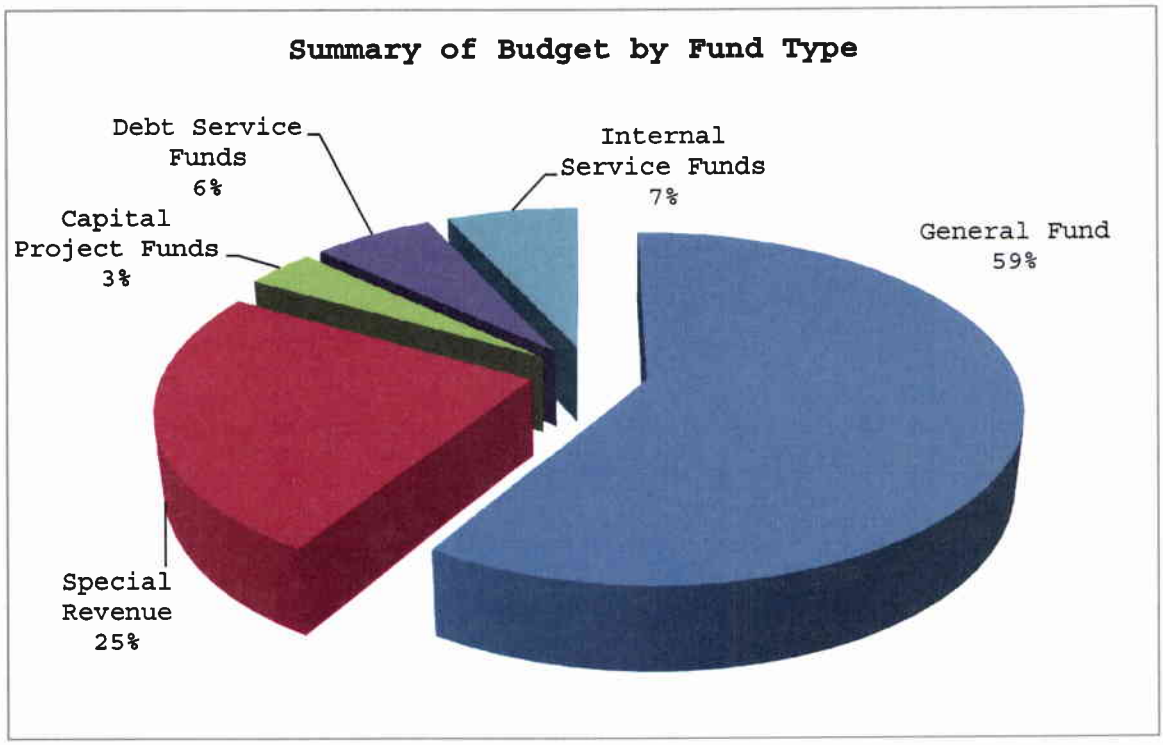

General Fund - Includes General Administration, Judicial, Legal, Financial, Public Facilities, Public Safety, Health and Welfare, Conservation, Contract Services, and Transfer of Funds.

Special Revenue Funds - Road and Bridge, Park Funds, Permanent Improvement Fund, New Road Fund, Juvenile Probation Funds, all Grant Funds, and other non-major special revenue funds.

Capital Project Funds - New Jail Construction 2003 Issue and New Jail Construction 2006 Issue.

Debt Service Funds - Interest and Sinking Fund 2003, Interest and Sinking 2006, and Interest and Sinking Fund 2007.

Proprietary Fund Types

Internal Service funds, a type of proprietary fund, are used to report activities that provide supplies and services for the County's other programs and activities. Lubbock County has two non-major internal service funds: Employee Health and Insurance Fund and Workers Compensation Fund. The primary focus is on operating income, changes in net assets and cash flows. These funds are appropriated annually with the main focus on whether revenues are covering expenses.

Fiduciary Fund Types

Fiduciary funds - The County is the trustee for certain funds. The County is responsible for ensuring that the assets reported in these funds are used for their intended purpose. There are two types of fiduciary fund types: agency funds and trust funds. Lubbock County currently has twenty-five agency funds. Fourteen of those agency funds are the Lubbock County CSCD's funds. Those funds are derived from TDCJ-CJAD and are expended in strict compliance with the financial resource manual provided by TDCJ-CJAD. The remaining eleven agency funds are departmental funds: County Treasurer Fund, Tax Assessor and Collector Fund, County Clerk Fund, District Clerk Fund, JP Precinct 1 Fund, JP Precinct 2 Fund, JP Precinct 3 Fund, JP Precinct 4 Fund, District Attorney Fund, Sheriff Fund, and the Juvenile Probation Fund. Lubbock County does not budget for these funds.

Lubbock County, Texas

Adopted Budget

FY 2009 - 2010

Consolidated Revenue & Expenditure Summary

LUBBOCK COUNTY, TEXAS
REVENUES AND EXPENDITURES BY FUNCTION
FY 2010 BUDGET - TOTAL COMPARATIVE REVENUES AND EXPENDITURES - ALL FUNDS

	FY 2008 Actual	FY 2009 Estimates	FY 2010 Budget
Tax Collections	$ 55,086,223	$ 60,487,859	$ 62,409,475
Intergovernmental	5,310,678	7,311,074	7,855,607
Fees	4,484,279	5,028,950	5,927,090
Commissions	3,655,340	3,660,225	3,751,600
Charges for Service	4,352,388	4,441,675	3,749,297
Fines/Forfeitures	1,850,786	2,444,788	1,929,600
Interest	3,484,528	2,060,781	1,861,670
Other Revenue	10,002,251	10,050,486	10,298,367
Licenses/Permits	100,766	108,400	248,400
Transfers In	5,561,314	5,589,133	7,460,627
Draw from Reserves	9,357,749	22,283,921	10,614,220
Total Revenue	$ 103,246,302	$ 123,467,292	$ 116,105,953

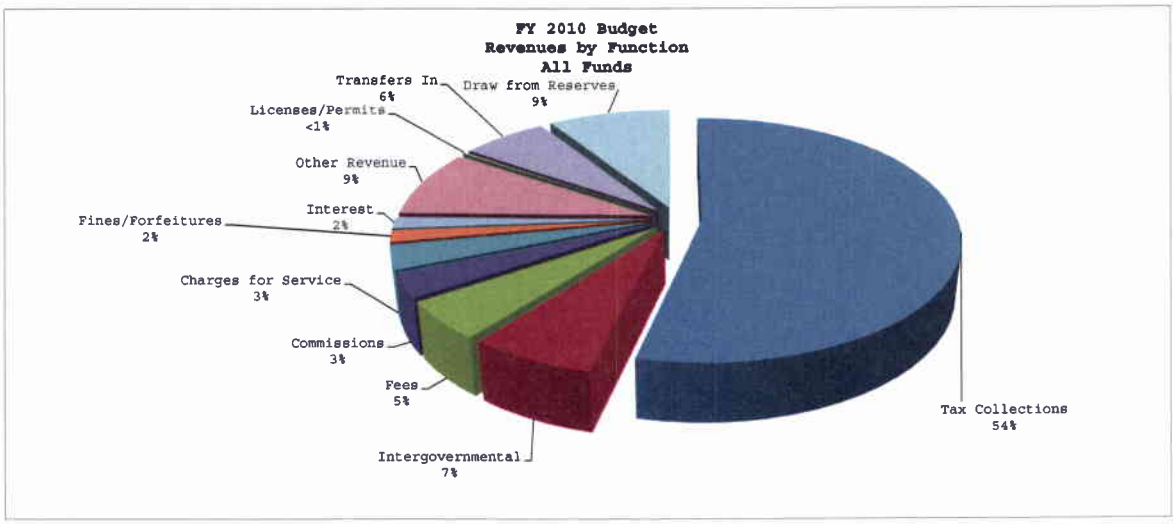

	FY 2008 Actual	FY 2009 Estimates	FY 2010 Budget
General Administration	$ 12,672,320	$ 16,632,008	$ 18,761,235
Judicial	8,926,489	10,883,502	10,473,461
Legal	6,395,460	7,112,369	7,450,561
Financial Administration	2,409,072	2,873,306	2,948,296
Facilities	5,517,886	8,689,070	8,411,343
Public Safety	47,448,546	53,842,578	42,694,956
Road and Bridge	3,861,661	5,500,070	5,143,448
Health and Welfare	678,288	781,719	794,764
Culture and Recreation	470,296	715,406	741,727
Transfer of Funds	2,867,723	2,266,568	3,337,519
Miscellaneous	11,998,560	14,170,696	15,348,643
Total Expenses	$ 103,246,300	$ 123,467,292	$ 116,105,953

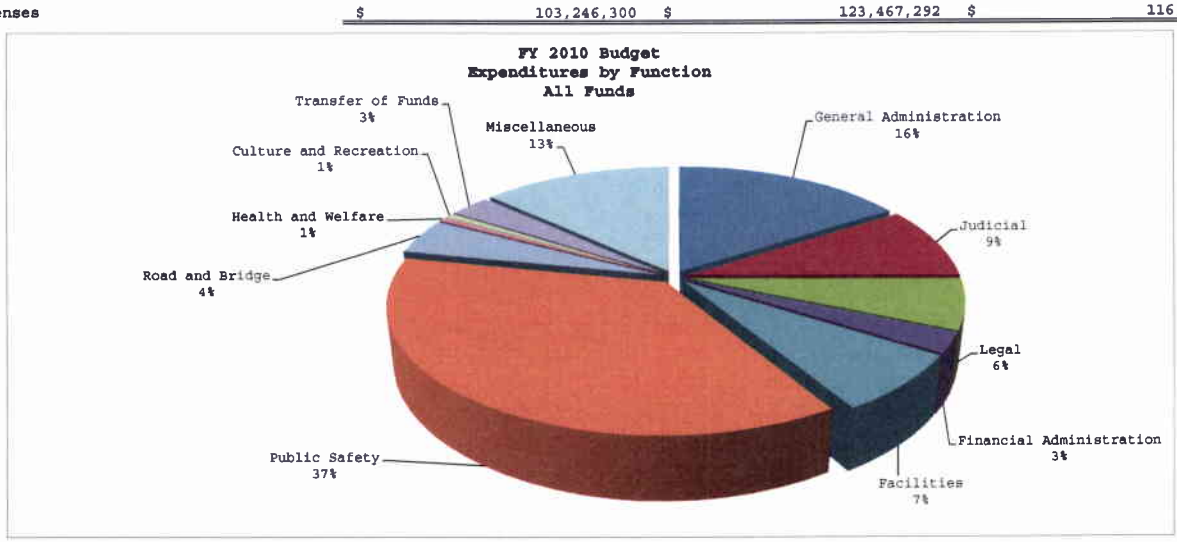

* Reconciliation of Draw from Reserves on following three pages

LUBBOCK COUNTY, TEXAS
2008 ACTUAL REVENUES AND EXPENDITURES
ALL FUNDS

Fund	2008 Actual Revenue	2008 Actual Expenditures	Revenues Over/(Under) Expenditures
General Fund	$55,181,115	$53,337,426	$1,843,689
Consolidated Road & Bridge	3,941,499	3,206,812	734,687
Precinct 1 Park	130,683	60,474	70,209
Slaton/Roosevelt Park	113,480	84,828	28,652
Idalou/New Deal Park	106,424	36,014	70,410
Shallowater Park	117,518	103,973	13,545
Permanent Improvement	2,817,742	1,470,587	1,347,155
New Road Fund	532,531	507,669	24,862
Safe Neighborhood	79,632	79,632	-
TJPC C	-	-	-
Star Program	448,356	448,356	-
Juvenile Probation Fund	3,609,224	4,169,841	(560,617)
TJPC Juv Probation Commission	583,931	583,931	-
Juvenile Detention	2,849,737	2,849,408	329
Juvenile Food Service	265,831	265,382	449
Juvenile Substance Abuse	563,343	563,343	-
Community Correction Assistance	51,556	51,556	-
TJPC-X	57,187	57,187	-
Title IV-E	764,608	764,608	-
JABG Juve Acct Block	28,834	28,834	-
DWI Court	-	-	-
Family Recovery Court	-	-	-
District Court JAG	-	-	-
Online Access	8,182	2,816	5,366
Mental Health Private Defender	-	-	-
Drug Court	108,659	108,659	-
DOJ-Drug Court	179,178	179,178	-
Drug Court Court Cost	26,245	3,923	22,322
Dispute Resolution	319,569	311,265	8,304
USDA Ag Mediation	273,507	273,507	-
Domestic Relations Office	135,164	132,392	2,772
Truancy Mediation Program	-	-	-
Law Library	170,583	174,312	(3,729)
Election Services	430,982	430,982	-
HAVA	-	-	-
Election Admin Fee	62,258	-	62,258
Election Equipment Fund	76,500	33,950	42,550
Hazard Material EMG - LEPC	31,046	31,046	-
Historic Survey Grant	23,368	23,368	-
District Clerk Records Preservation	17,740	29,513	(11,773)
County Clerk Records Preservation	354,805	143,881	210,924
Commissioners' Court Record Preservation	111,921	8,667	103,254
Courthouse Security	130,962	137,026	(6,064)
Court Record Preservation	-	-	-
Historic Preservation	1,343	10,133	(8,790)
Child Abuse Prevention	-	-	-
Judicial Technology	44,350	6,457	37,893
County and District Court Technology	-	-	-
District Court Record Technology	-	-	-
County Clerk Archive	250,573	-	250,573
Regional Public Defender	567,329	567,329	-
Sheriff Contraband Fund	97,996	105,754	(7,758)
Inmate Supply Fund	290,821	93,824	196,997
VINE	30,108	30,108	-
Homeland Security	132,754	132,754	-
LECD - Emergency Communications	20,268	20,268	-
CDA Business Crimes	384,136	354,728	29,408
CDA Contraband	280,282	226,850	53,432
South Plains Auto Task Force	515,489	515,489	-
JAG	77,484	77,484	-
Internet Crimes Against Children	1,471	1,471	-
VCLG	27,525	27,525	-
Project Safe Neighborhood	24,361	24,361	-
Domestic Violence Prosecution	84,693	84,693	-
Interest/Sinking Fund	1,027,479	963,070	64,409
Interest/Sinking Fund 03 Bond Issue	4,100,466	3,799,575	300,891
Interest/Sinking Fund 07 Bond Issue	2,637,695	2,522,188	115,507
New Jail	481,982	17,507,544	(17,025,562)
New Jail 302	668,840	365	668,475
Employee Health Benefit	5,528,419	6,020,511	(492,092)
Workers Comp Fund	1,908,790	(540,526)	2,449,316
Draw from Reserves	9,357,749		
TOTAL REVENUES	$103,246,302	$103,246,300	($9,357,747)

LUBBOCK COUNTY, TEXAS
2009 BUDGETED REVENUES AND EXPENDITURES
ALL FUNDS

Fund	Revenues - FY 2009 Estimates	Expenditures - FY 2009 Estimates	Revenues Over/(Under) Expenditures
General Fund	$61,619,019	$65,119,019	($3,500,000)
Consolidated Road & Bridge	4,147,346	4,201,725	(54,379)
Precinct 1 Park	118,160	131,880	(13,720)
Slaton/Roosevelt Park	108,483	169,110	(60,627)
Idalou/New Deal Park	109,758	151,322	(41,564)
Shallowater Park	105,533	103,882	1,651
Permanent Improvement	1,889,104	2,754,000	(864,896)
New Road Fund	560,000	1,109,435	(549,435)
Safe Neighborhood	82,000	82,000	-
TJPC C	-	-	-
Star Program	515,361	515,361	-
Juvenile Probation Fund	3,682,643	5,104,082	(1,421,439)
TJPC Juv Probation Commission	748,298	748,298	-
Juvenile Detention	3,193,556	3,193,556	-
Juvenile Food Service	271,598	271,598	-
Juvenile Substance Abuse	629,778	629,778	-
Community Correction Assistance	55,690	55,690	-
TJPC-X	95,278	95,278	-
Title IV-E	649,125	910,874	(261,749)
JABG Juve Acct Block	-	-	-
DWI Court	-	-	-
Family Recovery Court	-	-	-
District Court JAG	-	-	-
Online Access	10,000	10,000	-
Mental Health Private Defender	524,200	524,200	-
Drug Court	205,766	205,766	-
DOJ-Drug Court	311,624	311,624	-
Drug Court Court Cost	51,250	51,250	-
Dispute Resolution	338,624	338,624	-
USDA Ag Mediation	440,449	440,449	-
Domestic Relations Office	212,066	228,899	(16,833)
Truancy Mediation Program	28,559	28,559	-
Law Library	174,000	176,454	(2,454)
Election Services	511,000	509,997	1,003
HAVA	-	-	-
Election Admin Fee	10,000	29,167	(19,167)
Election Equipment Fund	30,000	30,000	-
Hazard Material EMG - LEPC	-	-	-
Historic Survey Grant	-	-	-
District Clerk Records Preservation	15,700	15,000	700
County Clerk Records Preservation	350,000	245,772	104,228
Commissioners' Court Record Preservation	93,000	93,000	-
Courthouse Security	141,200	178,555	(37,355)
Court Record Preservation	-	-	-
Historic Preservation	8,100	10,142	(2,042)
Child Abuse Prevention	2,500	-	2,500
Judicial Technology	40,500	36,671	3,829
County and District Court Technology	-	-	-
District Court Record Technology	-	-	-
County Clerk Archive	200,000	400,000	(200,000)
Regional Public Defender	1,434,232	1,434,232	-
Sheriff Contraband Fund	127,000	127,000	-
Inmate Supply Fund	128,000	266,900	(138,900)
VINE	30,108	30,108	-
Homeland Security	-	-	-
LECD - Emergency Communications	55,000	55,000	-
CDA Business Crimes	423,000	416,509	6,491
CDA Contraband	125,000	118,628	6,372
South Plains Auto Task Force	521,709	521,709	-
JAG	42,286	96,296	(54,010)
Internet Crimes Against Children	4,500	4,500	-
VCLG	31,376	31,376	-
Project Safe Neighborhood	12,000	12,000	-
Domestic Violence Prosecution	115,624	115,624	-
Interest/Sinking Fund	1,019,332	1,019,332	-
Interest/Sinking Fund 03 Bond Issue	4,050,657	4,050,657	-
Interest/Sinking Fund 07 Bond Issue	2,671,779	2,671,779	-
New Jail	100,000	4,231,525	(4,131,525)
New Jail 302	-	12,397,000	(12,397,000)
Employee Health Benefit	5,485,000	5,485,000	-
Workers Comp Fund	2,527,500	1,171,100	1,356,400
Draw from Reserves	22,283,921		
TOTAL REVENUES	$123,467,292	$123,467,292	($22,283,921)

LUBBOCK COUNTY, TEXAS
2010 BUDGETED REVENUES AND EXPENDITURES
ALL FUNDS

Fund	2010 Budgeted Revenue	2010 Budgeted Expenditures	Revenues Over/(Under) Expenditures
General Fund	$64,099,095	$68,132,948	($4,033,853)
Consolidated Road & Bridge	4,262,171	4,202,446	59,725
Precinct 1 Park	126,138	122,036	4,102
Slaton/Roosevelt Park	115,588	169,442	(53,854)
Idalou/New Deal Park	111,913	119,609	(7,696)
Shallowater Park	116,938	122,856	(5,918)
Permanent Improvement	1,272,396	2,762,000	(1,489,604)
New Road Fund	510,000	751,500	(241,500)
Safe Neighborhood	82,000	82,000	-
TJPC C	408,800	408,800	-
Star Program	512,047	512,047	-
Juvenile Probation Fund	4,925,691	6,288,344	(1,362,653)
TJPC Juv Probation Commission	816,369	816,369	-
Juvenile Detention	3,242,904	3,242,904	-
Juvenile Food Service	275,997	275,997	-
Juvenile Substance Abuse	629,254	629,254	-
Community Correction Assistance	55,915	55,915	-
TJPC-X	93,412	93,412	-
Title IV-E	935,011	232,905	702,106
JABG Juve Acct Block	-	-	-
DWI Court	75,605	75,605	-
Family Recovery Court	109,962	109,962	-
District Court JAG	101,925	101,925	-
Online Access	20,150	20,150	-
Mental Health Private Defender	524,200	524,200	-
Drug Court	109,932	109,932	-
DOJ-Drug Court	-	-	-
Drug Court Court Cost	59,500	55,317	4,183
Dispute Resolution	349,275	341,847	7,428
USDA Ag Mediation	565,227	565,227	-
Domestic Relations Office	126,345	126,345	-
Truancy Mediation Program	30,477	30,477	-
Law Library	178,000	178,000	-
Election Services	582,997	564,267	18,730
HAVA	5,945	5,945	-
Election Admin Fee	12,000	29,167	(17,167)
Election Equipment Fund	32,000	32,000	-
Hazard Material EMG - LEPC	-	-	-
Historic Survey Grant	33,848	33,848	-
District Clerk Records Preservation	15,200	13,751	1,449
County Clerk Records Preservation	325,000	743,868	(418,868)
Commissioners' Court Record Preservation	93,000	93,000	-
Courthouse Security	126,000	179,182	(53,182)
Court Record Preservation	40,000	19,000	21,000
Historic Preservation	4,220	4,220	-
Child Abuse Prevention	100	-	100
Judicial Technology	42,500	68,188	(25,688)
County and District Court Technology	4,000	4,000	-
District Court Record Technology	13,750	7,600	6,150
County Clerk Archive	205,000	400,000	(195,000)
Regional Public Defender	1,227,994	1,227,994	-
Sheriff Contraband Fund	127,000	127,000	-
Inmate Supply Fund	200,000	245,000	(45,000)
VINE	30,108	30,108	-
Homeland Security	-	-	-
LECD - Emergency Communications	22,000	22,000	-
CDA Business Crimes	422,000	512,971	(90,971)
CDA Contraband	125,000	118,000	7,000
South Plains Auto Task Force	546,170	546,170	-
JAG	296,295	296,295	-
Internet Crimes Against Children	-	-	-
VCLG	20,000	20,000	-
Project Safe Neighborhood	-	-	-
Domestic Violence Prosecution	115,624	115,624	-
Interest/Sinking Fund	1,043,332	967,170	76,162
Interest/Sinking Fund 03 Bond Issue	4,040,134	3,798,225	241,909
Interest/Sinking Fund 07 Bond Issue	2,740,779	2,520,788	219,991
New Jail	-	-	-
New Jail 302	100,000	4,193,201	(4,093,201)
Employee Health Benefit	5,525,000	6,536,000	(1,011,000)
Workers Comp Fund	2,532,500	1,371,600	1,160,900
Draw from Reserves	10,614,220		
TOTALS	$116,105,953	$116,105,953	($10,614,220)

LUBBOCK COUNTY, TEXAS
FY 2010 - TOTAL COMPARATIVE REVENUES
ALL FUNDS

Fund	FY 2008 Actual	FY 2009 Estimates	% Change Act vs. Est	FY 2010 Budget	% Change Est vs Bgt
General Fund	$55,181,112	$61,619,019	11.67%	$64,099,095	4.02%
Consolidated Road & Bridge	3,941,499	4,147,346	5.22%	4,262,171	2.77%
Precinct 1 Park	130,683	118,160	-9.58%	126,138	6.75%
Slaton/Roosevelt Park	113,480	108,483	-4.40%	115,588	6.55%
Idalou/New Deal Park	106,424	109,758	3.13%	111,913	1.96%
Shallowater Park	117,518	105,533	-10.20%	116,938	10.81%
Permanent Improvement	2,817,742	1,889,104	-32.96%	1,272,396	-32.65%
New Road Fund	532,531	560,000	5.16%	510,000	-8.93%
Safe Neighborhood	79,632	82,000	2.97%	82,000	0.00%
TJPC C	-	-	-	408,800	-
Star Program	448,356	515,361	14.94%	512,047	-0.64%
Juvenile Probation Fund	3,609,224	3,682,643	2.03%	4,925,691	33.75%
TJPC Juv Probation Commission	583,931	748,298	28.15%	816,369	9.10%
Juvenile Detention	2,849,737	3,193,556	12.06%	3,242,904	1.55%
Juvenile Food Service	265,831	271,598	2.17%	275,997	1.62%
Juvenile Substance Abuse	563,343	629,778	11.79%	629,254	-0.08%
Community Correction Assistance	51,556	55,690	8.02%	55,915	0.40%
TJPC-X	57,187	95,278	66.61%	93,412	-1.96%
Title IV-E	764,608	649,125	-15.10%	935,011	44.04%
JABG Juve Acct Block	28,834	-	-100.00%	-	-
DWI Court	-	-	-	75,605	-
Family Recovery Court	-	-	-	109,962	-
District Court JAG	-	-	-	101,925	-
Online Access	8,182	10,000	22.22%	20,150	101.50%
Mental Health Private Defender	-	524,200	-	524,200	0.00%
Drug Court	108,659	205,766	89.37%	109,932	-46.57%
DOJ-Drug Court	179,178	311,624	73.92%	-	-100.00%
Drug Court Court Cost	26,245	51,250	95.28%	59,500	16.10%
Dispute Resolution	319,569	338,624	5.96%	349,275	3.15%
USDA Ag Mediation	273,507	440,449	61.04%	565,227	28.33%
Domestic Relations Office	135,164	212,066	56.90%	126,345	-40.42%
Truancy Mediation Program	-	28,559	-	30,477	6.72%
Law Library	170,583	174,000	2.00%	178,000	2.30%
Election Services	430,982	511,000	18.57%	582,997	14.09%
HAVA	-	-	-	5,945	-
Election Admin Fee	62,258	10,000	-83.94%	12,000	20.00%
Election Equipment Fund	76,500	30,000	-60.78%	32,000	6.67%
Hazard Material EMG - LEPC	31,046	-	-100.00%	-	-
Historic Survey Grant	23,368	-	-100.00%	33,848	-
District Clerk Records Preservation	17,740	15,700	-11.50%	15,200	-3.18%
County Clerk Records Preservation	354,805	350,000	-1.35%	325,000	-7.14%
Commissioners' Court Record Preservation	111,921	93,000	-16.91%	93,000	0.00%
Courthouse Security	130,962	141,200	7.82%	126,000	-10.76%
Court Record Preservation	-	-	-	40,000	-
Historic Preservation	1,343	8,100	503.13%	4,220	-47.90%
Child Abuse Prevention	-	2,500	-	100	-96.00%
Judicial Technology	44,350	40,500	-8.68%	42,500	4.94%
County and District Court Technology	-	-	-	4,000	-
District Court Record Technology	-	-	-	13,750	-
County Clerk Archive	250,573	200,000	-20.18%	205,000	2.50%
Regional Public Defender	567,329	1,434,232	152.80%	1,227,994	-14.38%
Sheriff Contraband Fund	97,996	127,000	29.60%	127,000	0.00%
Inmate Supply Fund	290,821	128,000	-55.99%	200,000	56.25%
VINE	30,108	30,108	0.00%	30,108	0.00%
Homeland Security	132,754	-	-100.00%	-	-
LECD - Emergency Communications	20,268	55,000	171.36%	22,000	-60.00%
CDA Business Crimes	384,136	423,000	10.12%	422,000	-0.24%
CDA Contraband	280,282	125,000	-55.40%	125,000	0.00%
South Plains Auto Task Force	515,489	521,709	1.21%	546,170	4.69%
JAG	77,484	42,286	-45.43%	296,295	600.69%
Internet Crimes Against Children	1,471	4,500	205.91%	-	-100.00%
VCLG	27,525	31,376	13.99%	20,000	-36.26%
Project Safe Neighborhood	24,361	12,000	-50.74%	-	-100.00%
Domestic Violence Prosecution	84,693	115,624	36.52%	115,624	0.00%
Interest/Sinking Fund	1,027,479	1,019,332	-0.79%	1,043,332	2.35%
Interest/Sinking Fund 03 Bond Issue	4,100,466	4,050,657	-1.21%	4,040,134	-0.26%
Interest/Sinking Fund 07 Bond Issue	2,637,695	2,671,779	1.29%	2,740,779	2.58%
New Jail	481,982	100,000	-79.25%	-	-100.00%
New Jail 302	668,840	-	-100.00%	100,000	-
Employee Health Benefit	5,528,419	5,485,000	-0.79%	5,525,000	0.73%
Workers Comp Fund	1,908,790	2,527,500	32.41%	2,532,500	0.20%
Draw from Reserves	9,357,747	22,283,921	138.13%	10,614,220	-52.37%
Total Revenues	$103,246,297	$123,467,292		$116,105,953	

Revenue Sources

Each year during the budget preparation process, the County Auditor prepares revenue projections for the next fiscal year. Most revenue sources are estimated using the following methods:

1. Time series techniques: moving averages and historical revenue trends
2. Statutory provision and limitations: Truth in Taxation Guidelines for the State of Texas and Local Government Code

Analysis of the County's financial trends along with the framework of the financial policies and operating indicators form the foundation of revenue forecasting. Data from the past ten historical years is largely relied upon for estimating future revenues. Economic factors and operating indicators are influential as well.

Since the majority of county revenues are set by statute, Lubbock County is limited to the following types of revenue: taxes, fees of office, intergovernmental, fines, interest and, other miscellaneous revenue.

Lubbock County maintains a high collection of property tax. Historically, tax collections total approximately 97% of the tax levy.

Ad Valorem Taxes

The 2010 budget includes ad valorem tax collections in the amount of $45,709,475 or 39% of all revenue. The following factors are considered: (1) the tax base increased by an average of 1.90% or $233,241,971 to a total net taxable valuation of $12,522,846,187. The tax rate was $0.326200 per $100 valuation in 2009 and Commissioners' Court has adopted the effective tax rate which is $0.329458 per $100 valuation in fiscal year 2010. The rate adopted by Commissioners' Court for the 2010 budget is an increase of $0.003258 or .9988%. (2) New property added to the tax roll provides approximately $1,063,243 in additional revenues. (3)"Truth in Taxation" law establishes guidelines for government entities to follow when setting tax rates. The effective tax rate is derived from the prior year total tax levy, and is adjusted for current year changes in existing property valuation and lost property from the tax roll.

The following chart displays the property tax collection history for the past ten years.

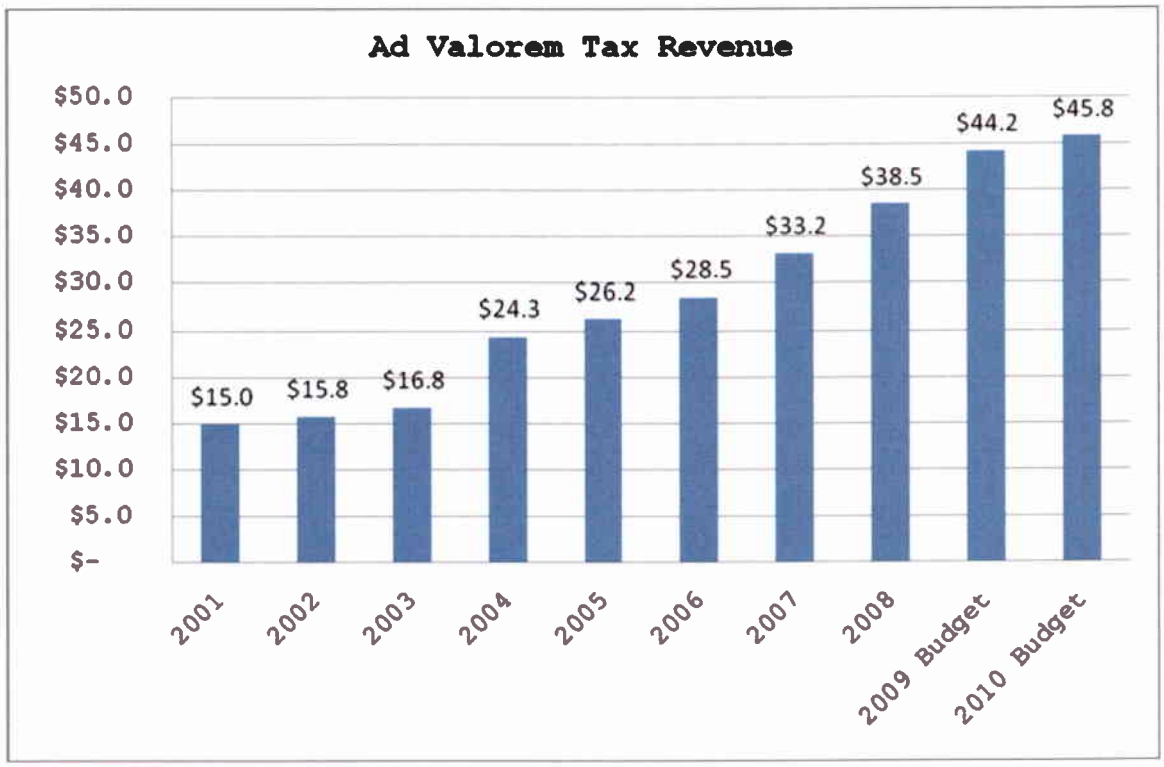

The chart found on page 111 displays the adopted tax rate for the past ten years. The chart shows a steady increase over the past ten years. The chart found on page 112 displays the tax rate for the past ten years with the breakdown of the distribution between the different funds.

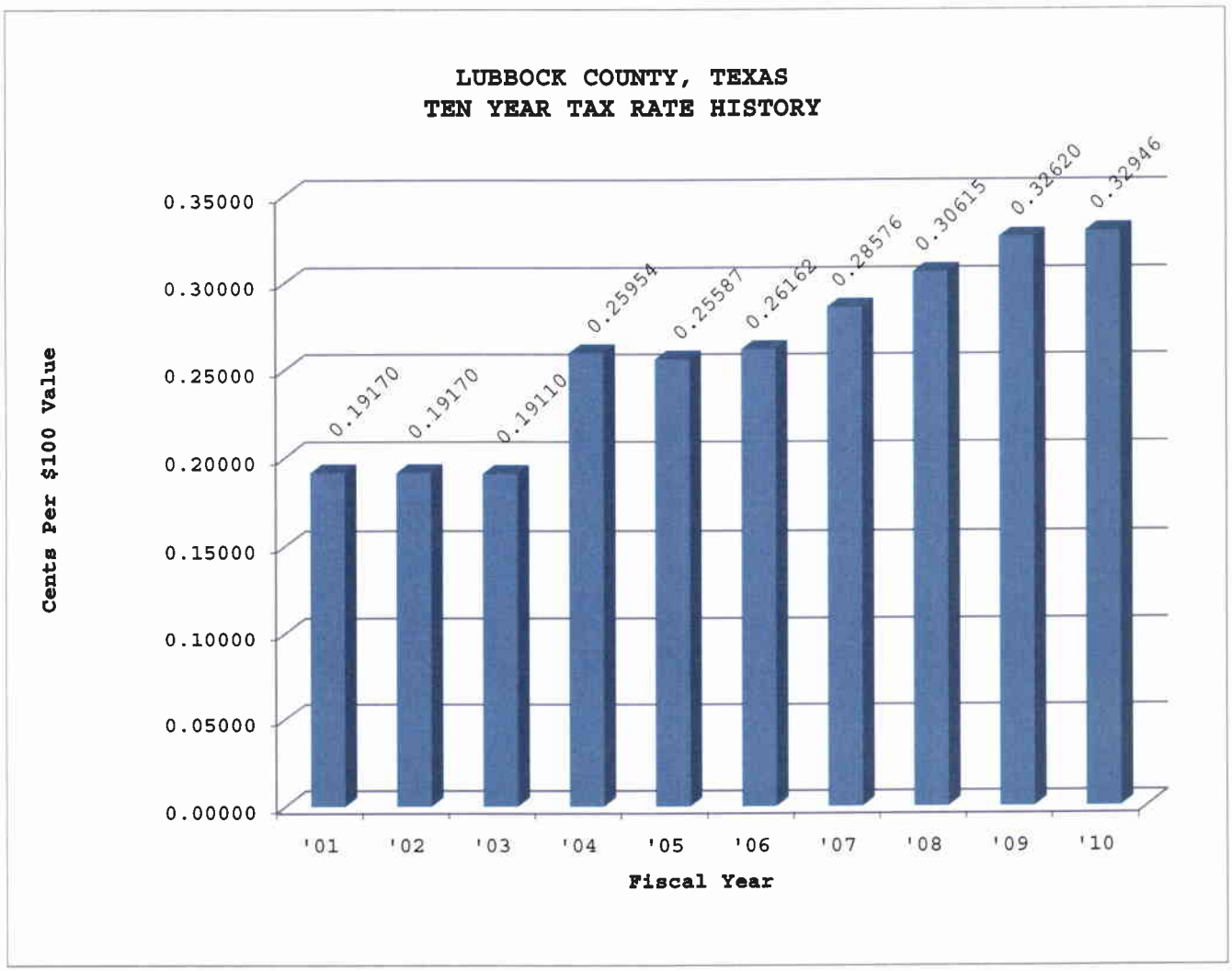
LUBBOCK COUNTY, TEXAS
TEN YEAR TAX RATE HISTORY
Cents Per $100 Value
0.35000
0.30000
0.25000
0.20000
0.15000
0.10000
0.05000
0.00000
0.19170
0.19170
0.19110
0.25954
0.25587
0.26162
0.28576
0.30615
0.32620
0.32946
'01
'02
'03
'04
'05
'06
'07
'08
'09
'10
Fiscal Year

LUBBOCK COUNTY, TEXAS
ADOPTED BUDGET 2009-2010
TAX RATES BY FUND

Funds	Tax Rate 2000	Tax Rate 2001	Tax Rate 2002	Tax Rate 2003	Tax Rate 2004	Tax Rate 2005	Tax Rate 2006	Tax Rate 2007	Tax Rate 2008	Tax Rate 2009
General Fund	0.134569	0.135530	0.137980	0.138090	0.140040	0.158813	0.182953	0.205498	0.230675	0.238420
Permanent Improvement Fund	0.010000	0.010000	0.010000	0.010000	0.010000	0.010000	0.010000	0.010000	0.010000	0.005000
Precinct 1 Park	0.000780	0.000780	0.000780	0.000780	0.000780	0.000780	0.000780	0.000720	0.000680	0.000680
Slaton/Roosevelt Parks	0.000780	0.000780	0.000780	0.000780	0.000780	0.000780	0.000780	0.000720	0.000680	0.000680
Idalou/New Deal Parks	0.000780	0.000780	0.000780	0.000780	0.000780	0.000780	0.000780	0.000720	0.000680	0.000680
Shallowater Parks	0.000780	0.000780	0.000780	0.000780	0.000780	0.000780	0.000780	0.000720	0.000680	0.000680
Juvenile Detention Center	0.037050	0.037050	0.040000	0.039250	0.039250	0.029250	0.029250	0.027002	0.025535	0.027500
Debt Service	0.006961	0.006000	0.000000	0.069080	0.063460	0.060440	0.060440	0.060768	0.057270	0.055818
TOTAL	0.191700	0.191700	0.191100	0.259540	0.255870	0.261623	0.285763	0.306148	0.326200	0.329458

The following chart displays a summary of taxes paid by the average homeowner including city, school, and county taxes for FY 2010. The chart shows that only 16 % of taxes paid on the average home are for County taxes.

LUBBOCK COUNTY, TEXAS

PROPERTY TAX ANALYSIS FOR AVERAGE HOMEOWNER

For the Average $103,613 Home

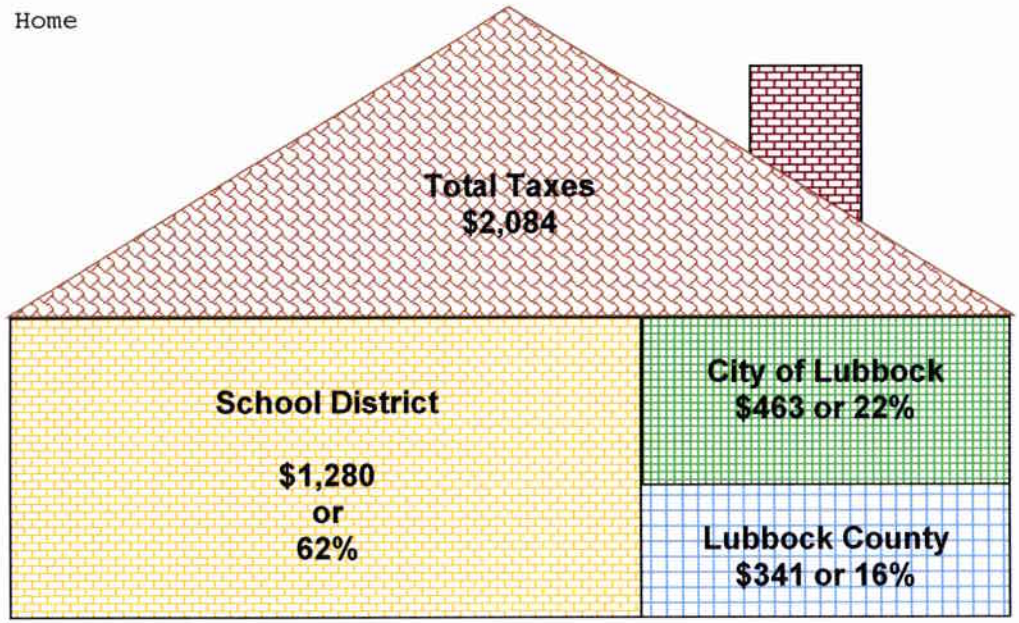

County taxes for FY 2008-2009 on a $100,370 home, which was the county average, were $327.41 based on the adopted tax rate of .3262¢ per $100 valuation.

Valuations for the average home for 2009 increased by an estimated average of 3.2%. A home valued at $100,370 would have, on an average, a current value of $103,613.

County taxes for FY 2009-2010 on the same house would be $341.36 based on the property tax rate of .329458¢ per $100 valuation.

If the valuation on your home was $100,370 in FY 2008-2009 and remained the same in 2009-2010, county taxes on your home would be $330.68, which is an increase of $3.27 per year. If your appraisal increased by an estimated 3.2%, taxes will increase by $10.68 per year or $0.89 per month in 2009-2010.

Changes in an individual taxpayer's county taxes are dependent on the specific change in property valuation. The above figures are presented for comparison purposes only.

All calculations are based on the county average taxable value of a single family home in 2009 as provided by LCAD.

LUBBOCK COUNTY, TEXAS
ADOPTED BUDGET 2009-2010
ANALYSIS OF REVENUE DERIVED BY TAX RATE

NET TAXABLE VALUATION		$ 12,522,846,187.00	
M & O TAX RATE / $100 VALUATION	0.273640		$ 34,267,516.31
I & S TAX RATE / $100 VALUATION			
Certificates of Obligation		$ 12,522,846,187.00	
TOTAL I & S	0.055818		$ 6,990,002.28
PROJECTED LEVY W/O OVER 65			$ 41,257,518.59
ESTIMATED LEVY OF OVER 65			$ 3,625,484.00
TOTAL GROSS LEVY	**0.329458**		**$ 44,883,002.59**

FUND NAME	TAX RATE	DISTRIBUTION FOR OVER 65 LEVY	REV BY FUND OVER 65	ESTIMATED REVENUE	TOTAL TAX REVENUE
GENERAL FUND	0.238420	72.3673%	$ 2,623,666.43	$ 29,856,969.88	$ 32,480,636.31
PERMANENT IMPROVEMENT FUND	0.005000	1.5176%	$ 55,021.95	$ 626,142.31	$ 681,164.25
PRECINCT 1 PARK	0.000680	0.2064%	$ 7,482.98	$ 85,155.35	$ 92,638.34
SLATON/ROOSEVELT PARKS	0.000680	0.2064%	$ 7,482.98	$ 85,155.35	$ 92,638.34
IDALOU/NEW DEAL PARKS	0.000680	0.2064%	$ 7,482.98	$ 85,155.35	$ 92,638.34
SHALLOWATER PARKS	0.000680	0.2064%	$ 7,482.98	$ 85,155.35	$ 92,638.34
JUVENILE DETENTION CENTER	0.027500	8.3470%	$ 302,620.70	$ 3,443,782.70	$ 3,746,403.40
SUBTOTAL for M & O	0.273640	83.0576%	$ 3,011,241.01	$ 34,267,516.31	$ 37,278,757.32
INTEREST & SINKING FUND	0.055818	16.9424%	$ 614,242.99	$ 6,990,002.28	$ 7,604,245.27
ESTIMATED LEVY OF OVER 65			$ 3,625,484.00	$ 3,625,484.00	
TOTAL TAXES BUDGETED	**0.329458**	100.0000%		**$ 44,883,002.59**	**$ 44,883,002.59**

LUBBOCK COUNTY, TEXAS
ADOPTED BUDGET 2009-2010
TAX DISTRIBUTION BY FUND

Description of Fund	Tax Rate	Total Gross Taxes	Tax Distribution
General Fund	0.238420	$ 32,480,636.00	72.37%
Permanent Improvement Fund	0.005000	$ 681,164.00	1.52%
Precinct 1 Park	0.000680	$ 92,638.00	0.21%
Slaton/Roosevelt Parks	0.000680	$ 92,638.00	0.21%
Idalou/New Deal Parks	0.000680	$ 92,638.00	0.21%
Shallowater Parks	0.000680	$ 92,638.00	0.21%
Juvenile Detention Center	0.027500	$ 3,746,403.00	8.35%
Debt Service	0.055818	$ 7,604,245.00	16.94%
TOTAL TAX RATE/TAX LEVY	0.329458	$ 44,883,000.00	100.00%

Sales and Use Tax

A sales and use tax of one-half of one percent, which is collected by the State of Texas, was approved by voters of Lubbock County and went into effect on January 1, 1988. This tax is imposed on the value of taxable items sold and is enforced and collected by the Comptroller of Public Accounts of the State of Texas. Proceeds are remitted monthly less a small service fee. The proceeds are credited to the General Fund. The tax is used to fund operations, which helps defray county property tax. Actual county sales and use tax received in fiscal year 2008 was $16,550,411. Budgeted county sales tax for the 2010 budget increased by $400,000 from $16,300,000 in the 2009 budget to $16,700,000 in the 2010 budget. Sales and use tax revenue accounts for 15% of all Lubbock County revenue. The County encourages the Lubbock Central Appraisal District (LCAD) to follow an aggressive policy of collecting property tax revenues.

Fees

Statutory fees are established by the legislature for most services provided by the County. Overall, fees are expected to decrease. However, fees are budgeted to increase by $913,760. An additional $1,117,220 in Medical Examiner fees from inter-local agreements with neighboring counties, teaching, and other miscellaneous services made budgeted fee revenue for 2010 increase.

Fines and Forfeitures

Each of the three levels of courts in the County (Justice Courts, County Courts, and District Courts) has the authority to impose fines as punishment on those persons found guilty of crimes. Fines are imposed as a deterrent to further criminal activity, but they are also an important revenue source for Lubbock County. Fines provide approximately 2% of budgeted revenue. In an effort to collect outstanding fines due to the county the court entered into a contract with a law firm in late 2009. The collection program is expected to increase the receipt of monies due during 2010.

Interest

Interest revenue is earned on most of the temporarily idle funds. Investments are managed in accordance with the Lubbock County Investment Policy. Interest earnings are credited to

Pooled Cash and then distributed to each fund in the ratio of their total cash balance in the pooled cash account. Operating interest may be used for any County purpose. Bond interest earnings must be used for debt service. Most earnings come from interest-bearing bank accounts, investments in government backed securities, and from investments purchased through TexPool. Interest earnings are budgeted to decrease significantly in the 2010 budget due to a decrease in rates. Interest income accounts for approximately 2% of budgeted revenues.

Intergovernmental Revenues

Intergovernmental revenues are revenues received from other units of government, including grant revenues. As of the beginning of fiscal year 2010, Lubbock County anticipates that this revenue source will make up about 7% of total budgeted revenue. In special circumstances, the County may receive one-time funding from other governmental entities and this revenue source is used to account for those special funds.

Transfers In

This category is used to account for revenues that will be transferred from one fund to another at some time during the year. Transfers increased in FY 2010 by 33% over FY 2009. This increase can be attributed to the Juvenile Probation transfer that was added to account for grant revenue that was cut.

Charges for Services

This source of revenue comes from fees that the different fee offices throughout the county collect. Examples of these fees include marriage licenses and auto registration. The majority of these fees are set by the Local Government Code.

Commissions

Lubbock County is entitled to certain commissions for performing services on behalf of the state. Commissions are also collected for accepting payment by credit card.

Miscellaneous

Revenue described as miscellaneous is that which by its nature, does not fit into any other revenue category. Various refunds are included in this category and account for most of the larger

amounts in this category. This revenue source is generally infrequent and/or unexpected.

Draw from Reserves

This category represents the amount that will be drawn down from fund balance if needed. Historically, the "Draw from Reserves" category is not completely used, if at all.

LUBBOCK COUNTY, TEXAS
FY 2010 BUDGET - TOTAL COMPARATIVE EXPENDITURES *
ALL FUNDS

Fund	FY 2008 Actual	FY 2009 Estimates	% Change Act vs. Est	FY 2010 Budget	% Change Est vs Bgt
General Fund	$53,337,425	$65,119,019	22.09%	$68,132,948	4.63%
Consolidated Road & Bridge	3,206,812	4,201,725	31.02%	4,202,446	0.02%
Precinct 1 Park	60,474	131,880	118.08%	122,036	-7.46%
Slaton/Roosevelt Park	84,828	169,110	99.36%	169,442	0.20%
Idalou/New Deal Park	36,014	151,322	320.18%	119,609	-20.96%
Shallowater Park	103,973	103,882	-0.09%	122,856	18.26%
Permanent Improvement	1,470,587	2,754,000	87.27%	2,762,000	0.29%
New Road Fund	507,669	1,109,435	118.54%	751,500	-32.26%
Safe Neighborhood	79,632	82,000	2.97%	82,000	0.00%
TJPC C	-	-	-	408,800	-
Star Program	448,356	515,361	14.94%	512,047	-0.64%
Juvenile Probation Fund	4,169,841	5,104,082	22.40%	6,288,344	23.20%
TJPC Juv Probation Commission	583,931	748,298	28.15%	816,369	9.10%
Juvenile Detention	2,849,408	3,193,556	12.08%	3,242,904	1.55%
Juvenile Food Service	265,382	271,598	2.34%	275,997	1.62%
Juvenile Substance Abuse	563,343	629,778	11.79%	629,254	-0.08%
Community Correction Assistance	51,556	55,690	8.02%	55,915	0.40%
TJPC-X	57,187	95,278	66.61%	93,412	-1.96%
Title IV-E	764,608	910,874	19.13%	232,905	-74.43%
JABG Juve Acct Block	28,834	-	-100.00%	-	-
DWI Court	-	-	-	75,605	-
Family Recovery Court	-	-	-	109,962	-
District Court JAG	-	-	-	101,925	-
Online Access	2,816	10,000	255.11%	20,150	101.50%
Mental Health Private Defender	-	524,200	-	524,200	0.00%
Drug Court	108,659	205,766	89.37%	109,932	-46.57%
DOJ-Drug Court	179,178	311,624	73.92%	-	-100.00%
Drug Court Court Cost	3,923	51,250	1206.40%	55,317	7.94%
Dispute Resolution	311,265	338,624	8.79%	341,847	0.95%
USDA Ag Mediation	273,507	440,449	61.04%	565,227	28.33%
Domestic Relations Office	132,392	228,899	72.89%	126,345	-44.80%
Truancy Mediation Program	-	28,559	-	30,477	6.72%
Law Library	174,312	176,454	1.23%	178,000	0.88%
Election Services	430,982	509,997	18.33%	564,267	10.64%
HAVA	-	-	-	5,945	-
Election Admin Fee	-	29,167	-	29,167	0.00%
Election Equipment Fund	33,950	30,000	-11.63%	32,000	6.67%
Hazard Material EMG - LEPC	31,046	-	-100.00%	-	-
Historic Survey Grant	23,368	-	-100.00%	33,848	-
District Clerk Records Preservation	29,513	15,000	-49.17%	13,751	-8.33%
County Clerk Records Preservation	143,881	245,772	70.82%	743,868	202.67%
Commissioners' Court Record Preservation	8,667	93,000	973.04%	93,000	0.00%
Courthouse Security	137,026	178,555	30.31%	179,182	0.35%
Court Record Preservation	-	-	-	19,000	-
Historic Preservation	10,133	10,142	0.09%	4,220	-58.39%
Child Abuse Prevention	-	-	-	-	-
Judicial Technology	6,457	36,671	467.93%	68,188	85.95%
County and District Court Technology	-	-	-	4,000	-
District Court Record Technology	-	-	-	7,600	-
County Clerk Archive	-	400,000	-	400,000	0.00%
Regional Public Defender	567,329	1,434,232	152.80%	1,227,994	-14.38%
Sheriff Contraband Fund	105,754	127,000	20.09%	127,000	0.00%
Inmate Supply Fund	93,824	266,900	184.47%	245,000	-8.21%
VINE	30,108	30,108	0.00%	30,108	0.00%
Homeland Security	132,754	-	-100.00%	-	-
LECD - Emergency Communications	20,268	55,000	171.36%	22,000	-60.00%
CDA Business Crimes	354,728	416,509	17.42%	512,971	23.16%
CDA Contraband	226,850	118,628	-47.71%	118,000	-0.53%
South Plains Auto Task Force	515,489	521,709	1.21%	546,170	4.69%
JAG	77,484	96,296	24.28%	296,295	207.69%
Internet Crimes Against Children	1,471	4,500	205.91%	-	-100.00%
VCLG	27,525	31,376	13.99%	20,000	-36.26%
Project Safe Neighborhood	24,361	12,000	-50.74%	-	-100.00%
Domestic Violence Prosecution	84,693	115,624	36.52%	115,624	0.00%
Interest/Sinking Fund	963,070	1,019,332	5.84%	967,170	-5.12%
Interest/Sinking Fund 03 Bond Issue	3,799,575	4,050,657	6.61%	3,798,225	-6.23%
Interest/Sinking Fund 07 Bond Issue	2,522,188	2,671,779	5.93%	2,520,788	-5.65%
New Jail	17,507,544	4,231,525	-75.83%	-	-100.00%
New Jail 302	365	12,397,000	3396338.36%	4,193,201	-66.18%
Employee Health Benefit	6,020,511	5,485,000	-8.89%	6,536,000	19.16%
Workers Comp Fund	(540,526)	1,171,100	-316.66%	1,371,600	17.12%
Total Expenditures - All Lubbock County Funds	$103,246,299	$123,467,292	19.59%	$116,105,953	-5.96%

* Including interfund transfers

LUBBOCK COUNTY, TEXAS
REVENUES BY FUNCTION
FY 2010 BUDGET - TOTAL COMPARATIVE REVENUES - ALL FUNDS

	FY 2008 Actual	FY 2009 Estimates	FY 2010 Budget
Tax Collections	$ 55,086,223	$ 60,487,859	$ 62,409,475
Intergovernmental	$ 5,310,678	$ 7,311,074	$ 7,855,607
Fees	$ 4,484,279	$ 5,028,950	$ 5,927,090
Commissions	$ 3,655,340	$ 3,660,225	$ 3,751,600
Charges for Service	$ 4,352,388	$ 4,441,675	$ 3,749,297
Fines/Forfeitures	$ 1,850,786	$ 2,444,788	$ 1,929,600
Interest	$ 3,484,528	$ 2,060,781	$ 1,861,670
Other Revenue	$ 10,002,251	$ 10,050,486	$ 10,298,367
Licenses/Permits	$ 100,766	$ 108,400	$ 248,400
Transfers In	$ 5,561,314	$ 5,589,133	$ 7,460,627
Draw from Reserves	$ 9,357,749	$ 22,283,921	$ 10,614,220
Total Revenue	$ 103,246,302	$ 123,467,292	$ 116,105,953

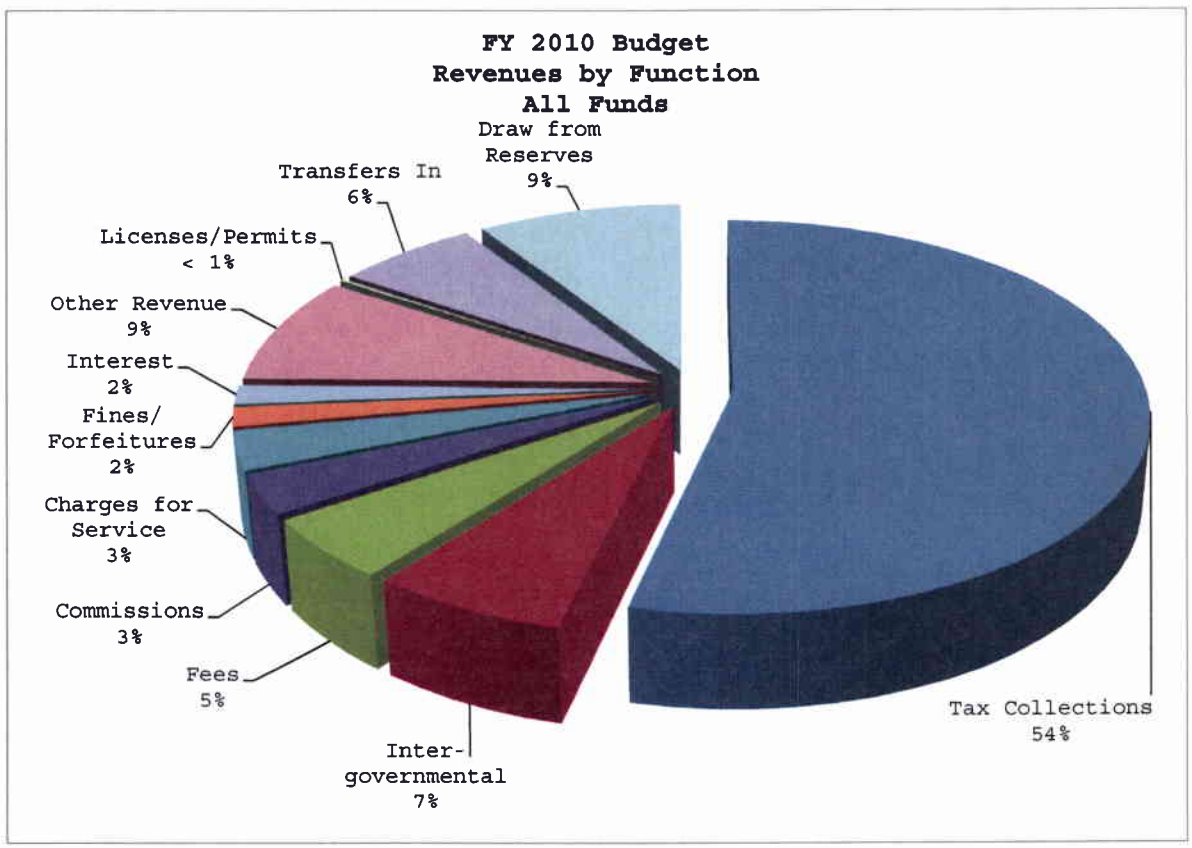

LUBBOCK COUNTY, TEXAS
EXPENDITURES BY FUNCTION
FY 2010 BUDGET - TOTAL COMPARATIVE EXPENDITURES - ALL FUNDS

	FY 2008 Actual	FY 2009 Estimates	FY 2010 Budget
General Administration	$ 12,672,320	$ 16,632,008	$ 18,761,235
Judicial	8,926,489	10,883,502	10,473,461
Legal	6,395,460	7,112,369	7,450,561
Financial Administration	2,409,072	2,873,306	2,948,296
Facilities	5,517,886	8,689,070	8,411,343
Public Safety	47,448,546	53,842,578	42,694,956
Road and Bridge	3,861,661	5,500,070	5,143,448
Health and Welfare	678,288	781,719	794,764
Culture and Recreation	470,296	715,406	741,727
Transfer of Funds	2,867,723	2,266,568	3,337,519
Miscellaneous	11,998,559	14,170,696	15,348,643
Total Expenses	$ 103,246,299	$ 123,467,292	$ 116,105,953

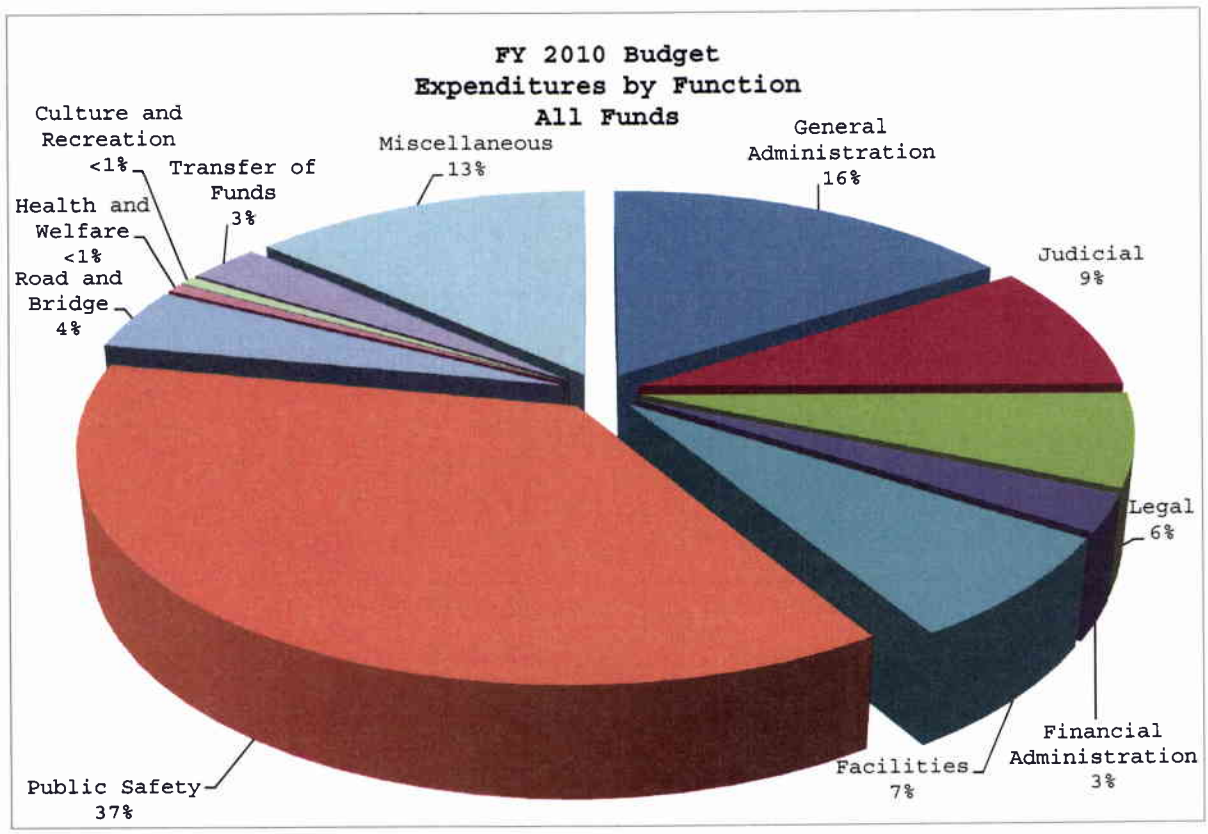

LUBBOCK COUNTY, TEXAS

EXPENDITURE SUMMARY BY CATEGORY

ALL FUNDS

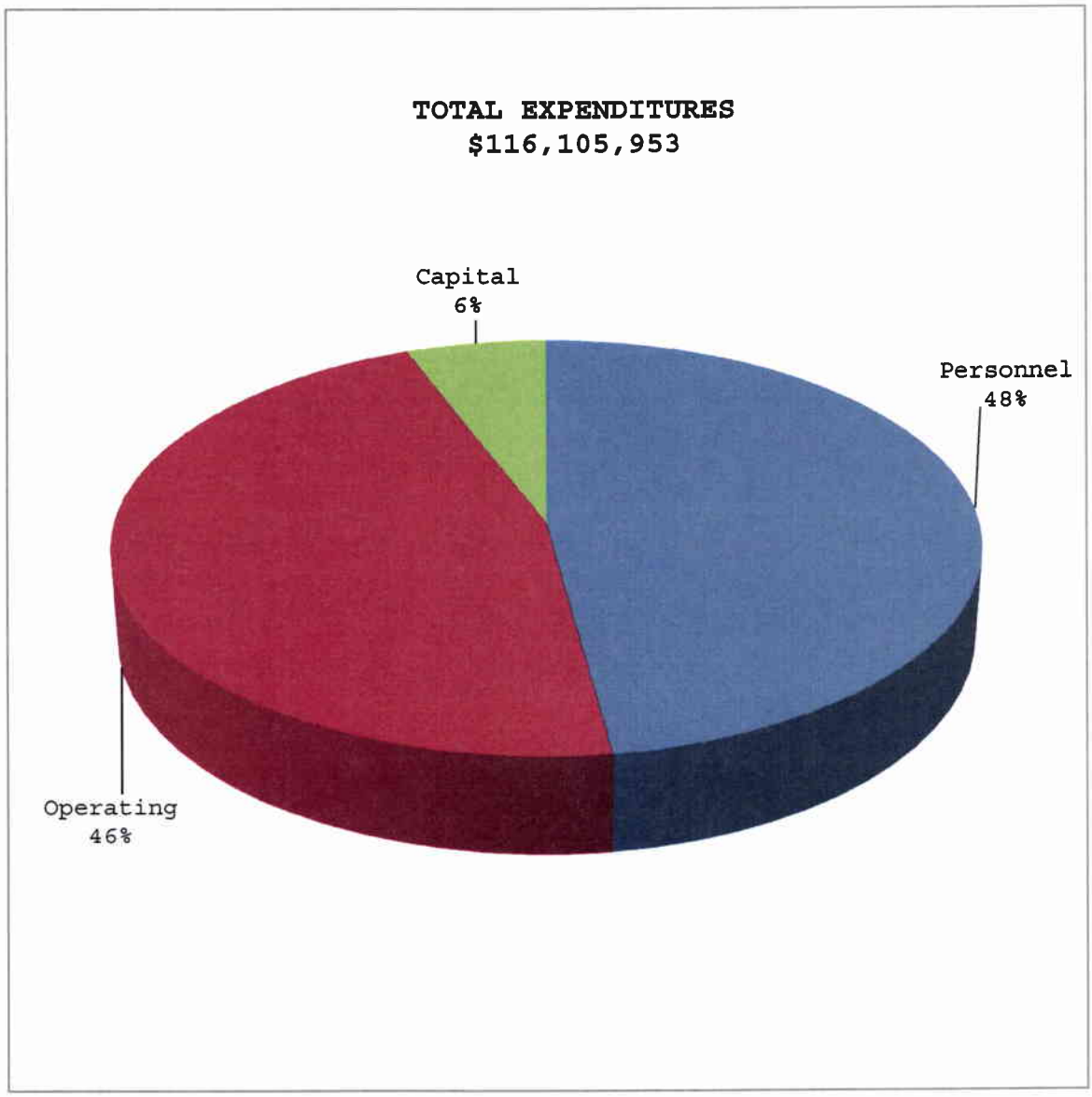

Personnel percentage represents all salary and benefit related expenditures. Operating percentage includes all line items for operating expenses. Capital percentage includes any expenditure over $5,000. Percentages include all funds.

LUBBOCK COUNTY, TEXAS
TOTAL BUDGETED EXPENDITURES
COMPARISON ALL FUNDS TO GENERAL FUND

	General Fund	All Funds
General Administration	$ 9,589,547	$ 18,761,235
Financial Administration	2,948,296	2,948,296
Judicial	8,158,837	10,473,461
Legal	4,599,605	7,450,561
Public Safety	30,642,390	42,694,956
Public Facilities	5,649,343	8,411,343
Health and Welfare	794,764	794,764
Culture and Recreation	173,936	741,727
Transfer of Funds	3,337,519	3,337,519
Public Works - Road and Bridge	189,502	5,143,448
Other	2,049,209	15,348,643
	$ 68,132,948	$ 116,105,953

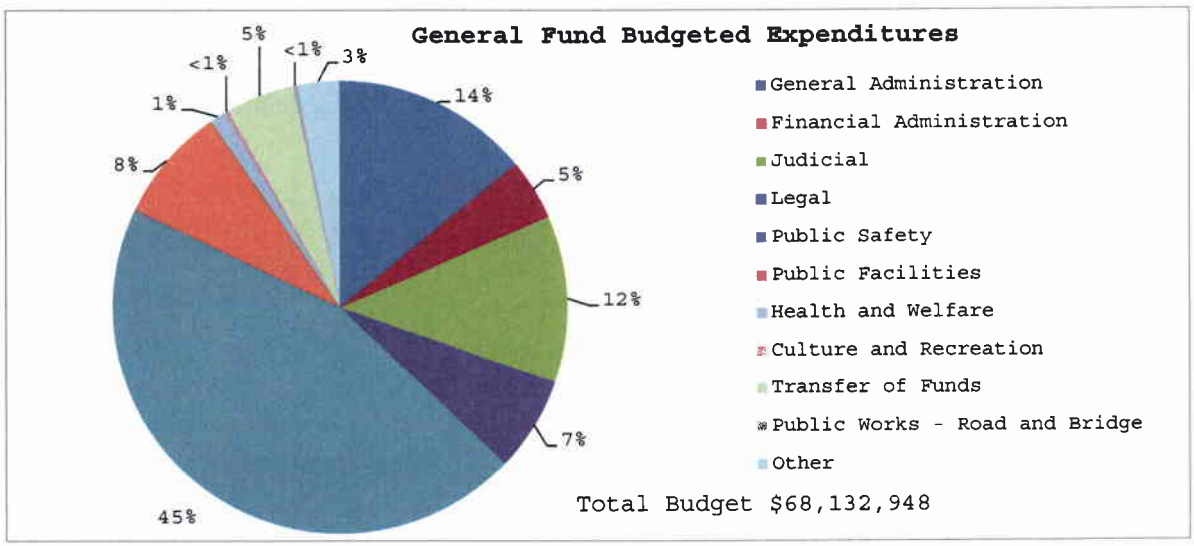

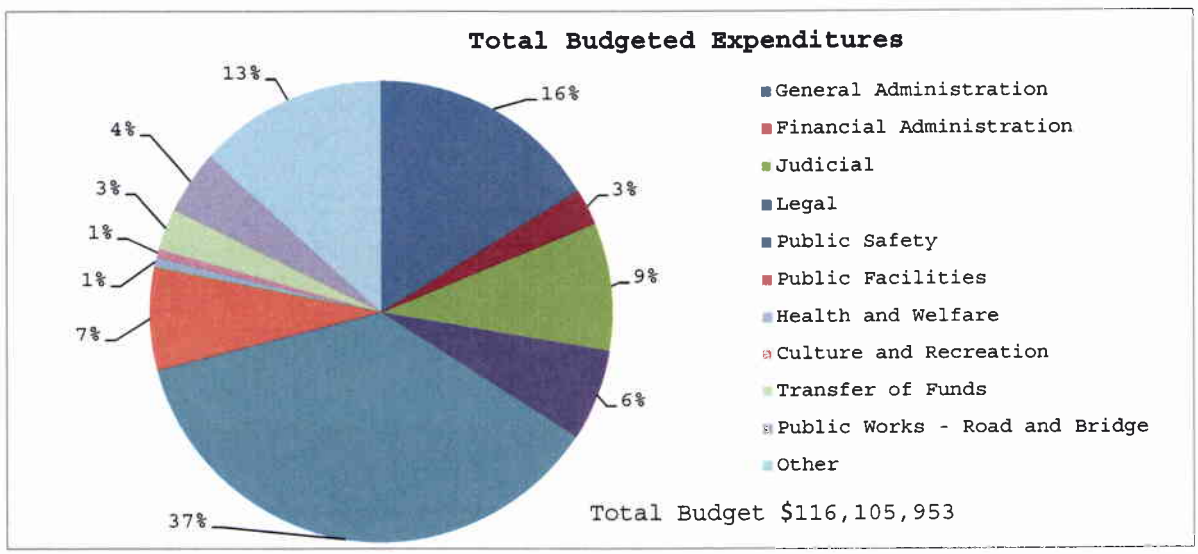

Uses of Funds

The 2010 budget includes expenditures of $116,105,453 as compared to the 2009 budget of approximately $123,467,292. This represents a decrease of 5.96%.

General Fund

The FY 2010 general fund budget increased to $68,132,948 from $65,119,019 in fiscal year 2009, a difference of $3,013,929 or 4.63%. The majority of this increase can be attributed to the addition of the Medical Examiner's Office and to an additional transfer budgeted to the Juvenile Probation Department. The following functions are included in the General Fund: General Administration - management functions; Judicial - court related functions; Legal - prosecution of criminals; Financial - all accounting functions of the County; Public Facilities - maintenance and expansion of County buildings; Public Safety - law enforcement services provided by the County; and Transfer of Funds (Inter-Fund Transfers) - any General Fund financing of other County departments that is not included in the General Fund.

General Administration

General Administration Departments include the basic administrative and management functions of the County. Major general administration departments include the Commissioners' Court, County Judge, County Clerk, Information Systems, Emergency Management, Non-Departmental, and Administrative Research. The Non-Departmental budget increased by approximately $184,288 and includes an additional contingency line item to expand the Medical's Examiner's Office staff to include inter-local agreements with surrounding counties for Medical Examiner services.

Judicial

The Judicial function includes the Courts and the departments that service the courts, including the District Clerk, Collections, Justice of the Peace 1-4, Central Jury, and the Judicial Departments. The Judicial Department is made up of six District Courts. The overall judicial function decreased in total by approximately $135,000. The decrease can be attributed to decreased court appointed attorney's fees for two primary reasons (1) In FY 2008 Lubbock County received a grant titled

Regional Public Defender, this grant takes all capital murder cases and (2) The County implemented a screening process for people requesting legal counsel, since this screening process began, the use of court-appointed attorneys have decreased by approximately 15%.

Legal

The legal function is made up of the Criminal District Attorney's Office. The budget increase of $16,863 can be attributed to salary and benefit increases. Functions include criminal prosecution in the courts as well as providing civil and legal advice to the Commissioners' Court and all County Departments.

Financial Administration

Financial Administration includes the County Treasurer, Tax Office, Purchasing, County Auditor, and the Human Resources departments. These departments are responsible for collecting, safeguarding, investing, disbursing, and budgeting funds as well as financial reporting. The County Auditor's office increased by $75,668 as the result of the addition of one new position, one current position reclassification, and increased benefit costs.

Public Facilities

Maintenance of County facilities is an essential service that must be provided. The most significant change is due to a decrease of approximately $148,000 in the utilities budget. The department decreased by $285,727 or 4.81% below the 2009 budget.

Public Safety

Public Safety departments include the Constables 1-4, Medical Examiner, County Sheriff, Lubbock County Detention Center, and Public Safety. The total Public Safety budget is $30,642,390 which is an increase of $1,797,560. The following chart recaps total Lubbock County public safety employees by function.

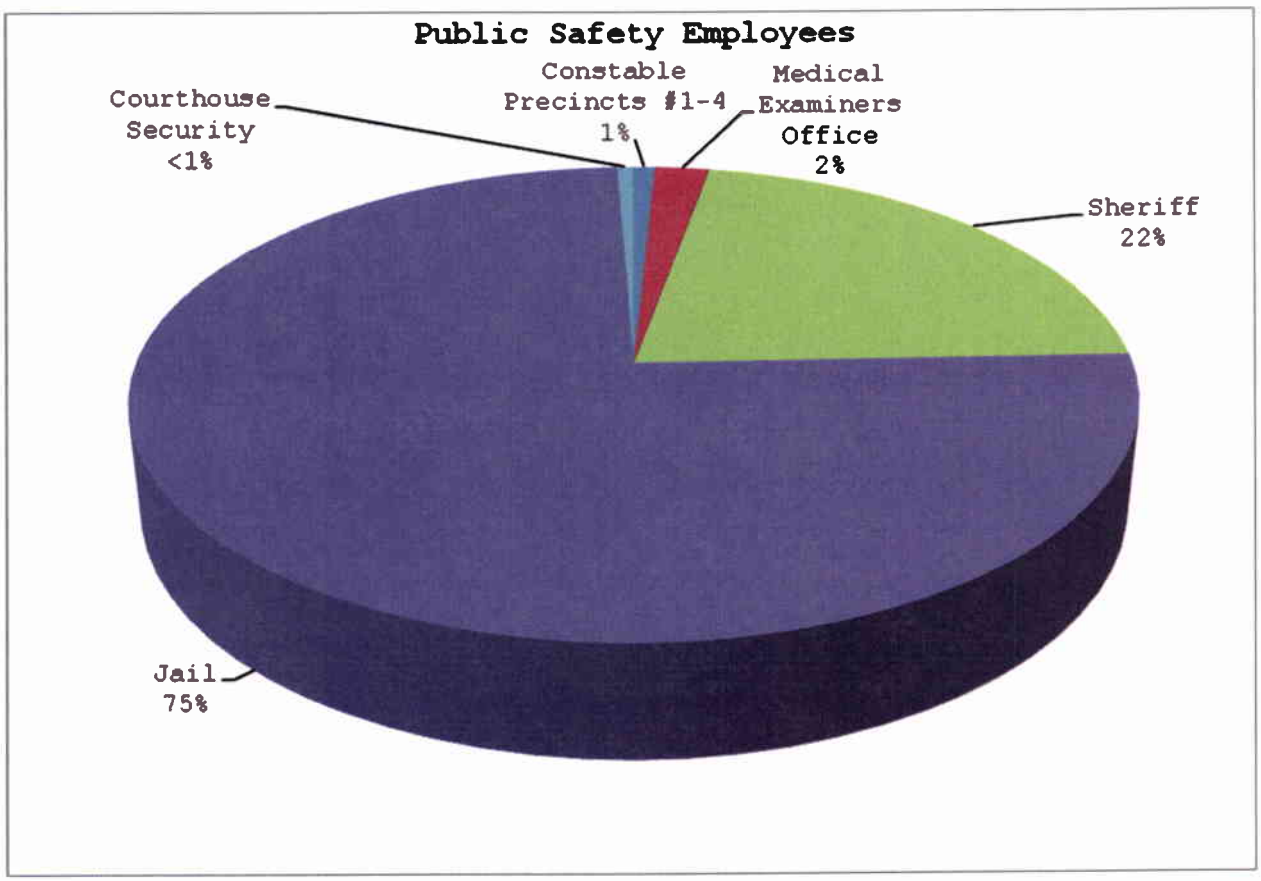

Transfer of Funds

This department is used to budget for the inter-fund expenditure-type transactions between the General Fund and other governmental-type funds. Inter-fund transactions between the General Fund and governmental funds are recorded as expenditures in the originating fund. This budget includes supplemental funding for the Juvenile Department at $964,838. Lubbock County entered into a grant contract with the Task Force on Indigent Defense in FY 2009. In FY 2010, Lubbock County's match increased from 20% to 40%, or an increase of $104,840. This budget increased in total in FY 2010 by $1,070,951.

Other

The "Other" category is comprised of the following functions: Correctional, Health, Welfare, Conservation, Elections, Transportation, and Culture and Recreation. The County partially funds the Community Supervision Corrections Department (C.S.C.D.) department. The C.S.C.D. is operated on state funds, but the County does contribute a small portion. This amount decreased by $3,480 in the 2010 budget. The health and welfare

function is made up of Sanitation, General Assistance, and Veteran's Affairs. The division increased by less than 2%. The Elections Department is responsible for overseeing all election related functions. This division decreased by $86,152, or 5.09%. The culture and recreation division is made up of Museum and Library Services. These divisions increased by about 9% due to increased inter-local agreements.

Special Revenue Funds

Road and Bridge Fund

Consolidated Road and Bridge includes expenditures for the operation, repair, maintenance and construction of approximately 1,172 miles of county roads and bridges. The Public Works Department assists in the maintenance of county roads and projects. The department assists in the planning of new subdivisions, commercial developments, and infrastructure. The Public Works Department plays a crucial role in responding to the needs of the public in planning, preparing, mitigating and recovering from general emergencies and disasters. These expenditures include salaries, road materials, and funding for equipment and land. The FY 2010 consolidated road and bridge budget only increased by $721.

Park Funds

There are four park funds and they include expenditures for the operation, repair, maintenance, and upkeep associated with public county parks. These expenditures include salaries, materials, building maintenance, utilities, and purchases of equipment. Between the four park funds, the total budget decreased by $22,251.

Permanent Improvement Fund

The permanent improvement fund includes expenditures for the improvement of county facilities, including the courthouse, the central garage, the Bank of America building (owned by Lubbock County), and various other county building renovations. This division increased by $8,000, less than 1%, in FY 2010.

New Road Fund

The new road fund includes expenditures for new road materials, contract labor required for the building of new roads, and heavy equipment purchases. This division decreased by $357,935 in FY 2010. Ninety-nine percent of this change is due to a decrease in contract services from $454,435 in FY 2009 to $100,000 in FY 2010.

Juvenile Probation Funds

Juvenile Probation functions include the operations of Juvenile Probation, the Juvenile Detention Center, and other grant programs including housing and placement services for juvenile offenders.

The General Fund added a transfer to the Juvenile Probation Fund in the amount of $964,838 due to a loss of funding from other sources.

Online Access Fund

The online access fund is used to account for fees received by the courts for public access to court documents that are public information. Local Government Code, 191.008, gives the county the authority to set a reasonable fee for use of the system. The fee is dedicated to the enhancement of courtroom technology.

DWI Court

The funds from the Lubbock County Adult DWI Court are used to achieve the following goals: 1.) to provide early screening, assessment, and court intervention 2.) to provide effective court supervision 3.) to provide an integrated program of drug and alcohol treatment, substance abuse education, and rehabilitation service and 4.) to promote public safety by reducing repeat offenders.

Family Recovery Court

The funds from the Family Recovery Court are used to achieve the following goals: 1.) to provide early screening, assessment, and court intervention 2.) to provide effective court supervision 3.) to provide an integrated program of drug and alcohol treatment, substance abuse education, and rehabilitation service, and 4.) to promote child safety and family reunification.

District Court Jag

The purpose of the District Court Jag grant is to prevent and control crime and make improvements to the criminal justice system. The funds from this grant will be used to assist three departments: the Criminal District Attorney's Office, the Courts, and the Juvenile Justice Center.

Drug Court Fund

The funds from the Lubbock County Adult Drug Court are used to achieve the following goals: 1.) to provide early screening, assessment, and court intervention 2.) to provide effective court supervision 3.) to provide an integrated program of drug and alcohol treatment, substance abuse education, and rehabilitation service, and 4.) to promote public safety by reducing repeat offenders.

Drug Court Fee Fund

Code of Criminal Procedures Article 102.0178 requires a person to pay $50 as a cost of court on conviction of an offense punishable as a Class B misdemeanor or any higher category of offense under Chapter 49 of the Penal Code or Chapter 481 of the Health and Safety Code. The county is entitled to 50% of the court cost plus an additional 10% as a service fee. The funds collected are to be used exclusively for the maintenance of drug court programs operated by the county.

Dispute Resolution Fund

This fund was established under Texas Civil Practice and Remedies Code Chapter 152 for the purpose of maintaining an alternative dispute resolution system.

USDA Ag Mediation

The USDA Ag Mediation fund is used for tracking grant revenues and expenses for the USDA state certified agricultural mediation program. Each state has the option of designating one entity to provide this service, and Lubbock County is the entity designated for the state of Texas.

Domestic Relations Office

This fund is used for the purpose of providing money for services authorized under Texas Family Code Chapter 203.

Law Library

The Law Library Fund provides library services to residents, attorneys, judges, and county departments for researching areas of the law. These services are provided by fees collected on court case filings that are set at a level that will sufficiently operate the department at an annual cost in FY 2010 of $178,000. Law Library expenditures increased by less than 1%.

Election Services Fund

Reimbursable services provided to the Lubbock County Democratic and Republican Parties, Lubbock County Cities, Schools, and Other Political Subdivisions as well as election services provided for those entities within Lubbock County that have voters in outlying counties. Lubbock County provides all services related to conducting elections for the above mentioned entities and parties in regards to their needs for their elections and then the entities reimburse Lubbock County.

Election Admin Fee Fund

Lubbock County is allowed to charge all entities a 10% administrative fee for conducting their elections. As per Texas Elections Administrative Code, a fee charged by the officer may not exceed 10% of the total amount of the contract, but may not be less than $75 and cannot be considered as part of the County's General Revenue Fund.

Election Equipment Fund

This fund contains monies charged to the parties and entities for the rental of Judge's Booth Controllers, eSlates, and DAU units that were purchased with Federal HAVA money and County money. Monies expended from this fund are used to replace or to purchase more electronic voting equipment.

Hazard Material EMG LEPC

This grant is awarded by the Governor's Division of Emergency Management. The grant funds are used to provide education and awareness to the community, especially targeting the elementary aged child.

Historic Survey Grant

This grant is awarded by the Texas Historical Commission and is used to provide staff members to conduct a survey of Lubbock County properties built prior to 1965.

Records Preservation Funds

Lubbock County has three preservation funds, County Clerk, District Clerk, and Commissioners' Court. A defendant convicted of an offense in a county court, a county court at law, or a district court is required to pay a records management and preservation fee. The fee was approved by the State legislature to help fund the requirement to maintain certain records for an extended period of time for the County and District Clerks. The fee is used to provide professional services related to microfilming and for the identification, storage and preservation of local government records, as well as, other expenses related to the preservation of these records.

Courthouse Security Fund

This fund accounts for the cost of providing security services for all district, county, and justice courtrooms, and protection for the judges, staff, victims, and the public. Funding is achieved through a fee approved by the State of Texas legislature in FY 1995, which provides approximately $125,000 in revenues to provide security services within the County facilities. The courthouse security is provided by the Lubbock County Sheriff's Office. They have portable metal detectors as well as hand held metal detectors that are used when they feel there is a need, for example if a high risk case is being heard.

Heritage Tourism Fund

Lubbock County signed a contract to write a Historic Lubbock County book and received royalties from the advertisements. The royalty money was then used to buy extra Historic Lubbock County books that are sold both retail and wholesale. The Historical Commission can use the proceeds from the sale of the extra books for historical preservation as they see fit.

Judicial Technology Fund

This fund was established in FY 2006 to account for fees collected upon conviction of a misdemeanor offense in a justice court. Funds can only be utilized to finance the purchase and

maintenance of technological enhancements for justice courts and for the cost of continuing education and training regarding technological enhancements for judges and justice court clerks. This budget increased from $36,671 in FY 2009 to $68,188 in FY 2010. The fee collected fully funds the budget.

Archive Funds

Lubbock County has two archive funds. These funds were established through a fee collected of up to $5 on all documents filed in the Clerk's offices and can only be spent in accordance with a records archive plan filed by the Clerk and approved by the Commissioners' Court. Funds can only be used for the specific purpose of archiving and preserving records filed in the Clerk's Offices prior to 1974.

Regional Public Defender - Capital Murder

In FY 2008, Lubbock County was awarded a grant from the Task Force for Capital Murder Cases. The office is based in Lubbock County and has inter-local agreements with 70 counties to provide public defense for capital murders. Each county pays a pre-determined rate based on historical information relating to capital murders in that respective county. Expenditures include salary and benefits for eleven employees, and all other costs relating to capital murder defense cases, including travel, supplies, and contract services (expert witness, etc).

Sheriff Contraband Fund

This is a discretionary fund of the Sheriff's Office and it is included in the FY 2010 budget at $127,000. This fund is supported by funds and assets that are seized and subsequently awarded to the County by court orders.

Inmate Supply Fund

This is a discretionary fund of the Sheriff's Office. It is used to maintain the Sheriff's Commissary accounts.

VINE Grant

The purpose of the VINE (Victim Information Notification Everyday) Grant is to maintain Lubbock County in a statewide system that provides relevant offender release information, notification of relevant court settings or events, promote public safety and support the rights of victims of crime. Funds

are used to pay for the County's cost of its portion of the statewide crime victim notification service.

LECD Grant Emergency

The LECD (Lubbock Emergency Communications District) Technology Grant provides funds to local emergency services providers to underwrite projects that enhance the delivery of 9-1-1 services. The Lubbock County Sheriff's Office Communications Division currently maintains four communication workstations where the 9-1-1 calls are answered. Three of those stations are equipped with radio console interfaces that allow for radio communications between the communications officers and the emergency units. This grant will be used to update the fourth station to provide radio communications in the same manner as the other three stations.

CDA Business Crimes

By statute, the CDA's hot check office may collect a fee for collecting and processing a bad check. The fee varies depending on the amount of the check issued. The fees collected are to be deposited into a fund and may be used at the sole discretion of the District Attorney. This fund is used to fund four positions, of which, only one is currently being actively used. This budget increased by $96,462. The CDA also uses these funds for supplemental pay to the employees of his office. The increase is attributed to an increase in the supplemental payroll.

CDA Contraband Fund

This fund accounts for the use of criminal investigation funds such as seized property that has been forfeited to the County by court orders.

South Plains Auto Task Force

The South Plains Auto Theft Task Force specializes in auto theft and crime prevention in twenty-eight counties located in the south plains and panhandle of Texas.

JAG Justice Assistance

The Edward Byrne Memorial Justice Assistance Grants (JAG) distributes funds to meet local criminal justice needs. Grant funds can be used for state and local initiatives, technical

assistance, training, personnel, equipment, supplies, contractual support, and information systems for criminal justice in the areas of law enforcement programs, prosecution and court programs, prevention and education programs, corrections programs, drug treatment programs, and planning, evaluation, and technology improvement programs.

VCLG Victim Coordinator

The purpose of Victim Coordinator and Liaison Grant (VCLG) program is to fund Victim Assistance Coordinators in prosecutor offices and Crime Victim Liaisons in law enforcement agencies. In Lubbock County, the funds are used to supplement the salary of one full-time legal assistant who provides services to crime victims who have suffered financial loss.

Domestic Violence Prosecution

The Domestic Violence Prosecution grant program provides assistance in developing and strengthening effective law enforcement, prosecution, and court strategies to combat violent crimes against women and in developing and strengthening victim services in such cases. The majority of the funds are used for salaries for a prosecutor and a legal assistant responsible for all domestic violence related cases.

Overview of Major Revenue Sources

Method Used to Estimate Revenue

As provided by Chapter 111, Section 111.034 LGC, the County Auditor provides revenue estimates from all sources during the budget process. The County Auditor provides conservative revenue estimates and only estimates revenue that will actually be received during the budget year. Revenue sources are estimated using trend analysis and historical averages to estimate revenues. Tax rate projections are based on certified appraisal estimates as well as historical calculation trends. By blending various techniques, conservative and prudent revenue projections are developed. Qualitative revenue forecasting methods include judgmental and expert forecasting and trend analysis is a quantitative technique. By combining the two techniques, judgmental assumptions are integrated within the forecasting framework to produce more realistic revenue projections.

The County Auditor also works with County departments to prepare revenue estimates. The department's participation in the revenue estimates increases their ownership and accountability for achieving the proposed revenue estimates.

Lubbock County's revenue sources are classified into one of nine categories: Taxes, Licenses and permits, Intergovernmental, Fees of Office, Commissions, Charges for Services, Fines and Forfeitures, Investment Earnings, and Other Revenue Sources. For Fiscal Year 2010, total budgeted revenues are $105,491,733, which is an increase of $4,308,362 from last year.

Revenue Sources

The sources listed below account for 85% of Lubbock County's total revenue.

1. Tax Collections

   Ad Valorem Tax Collections

   Property taxes and sales tax collections account for approximately 54% of all Lubbock County revenues.

   Approximately 39% of all revenue is derived from property taxes.

Property taxes are levied by October 1 on the assessed value listed as of the prior January 1 for all real and business personal property in conformity with Texas Property Code. Taxes are due on receipt of the tax bill and are delinquent if not paid by February 1 of the year following the year in which imposed. On January 1 of each year, a tax lien is attached to property to secure the payment of all taxes, penalties, and interest ultimately imposed.

Truth in Taxation guidelines for the State of Texas are used to calculate the property tax rate each year. Ad Valorem tax collections are based on the adopted tax rate and then factored by historical collection rates. In fiscal year 2010, the Commissioners' Court adopted an ad valorem tax rate of $0.329458 per $100 valuation, which is the County's effective tax rate. Lubbock County enjoys a high collection of property taxes. In 2008, Lubbock County collected 98.05% of the tax levy. Ad Valorem property tax revenues are also affected by the total taxable value in Lubbock County as determined by the Lubbock Central Appraisal District.

The following chart is a summary of the adopted tax rate for Lubbock County for the past ten fiscal years.

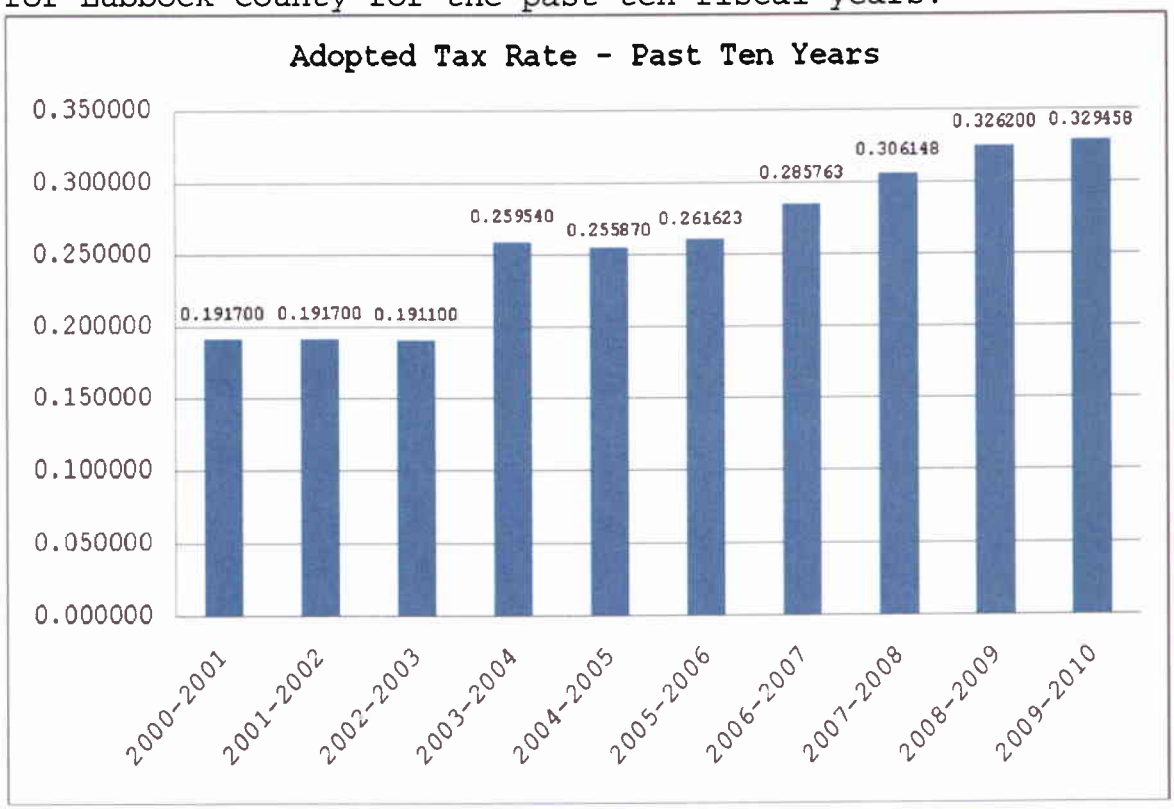

Sales Tax Collections

Approximately 15% of all county revenue is derived from county sales tax.

Lubbock County imposes county sales and use tax and the tax is used to defray county property tax. The sales tax became effective January 1, 1988. Lubbock County's sales tax rate is one-half of one percent. This tax rate is imposed on the value of taxable items sold and is collected by the State Comptroller and redistributed to the County. Historical trends are used to estimate sales tax.

The following chart displays the sales tax revenue for the past ten years.

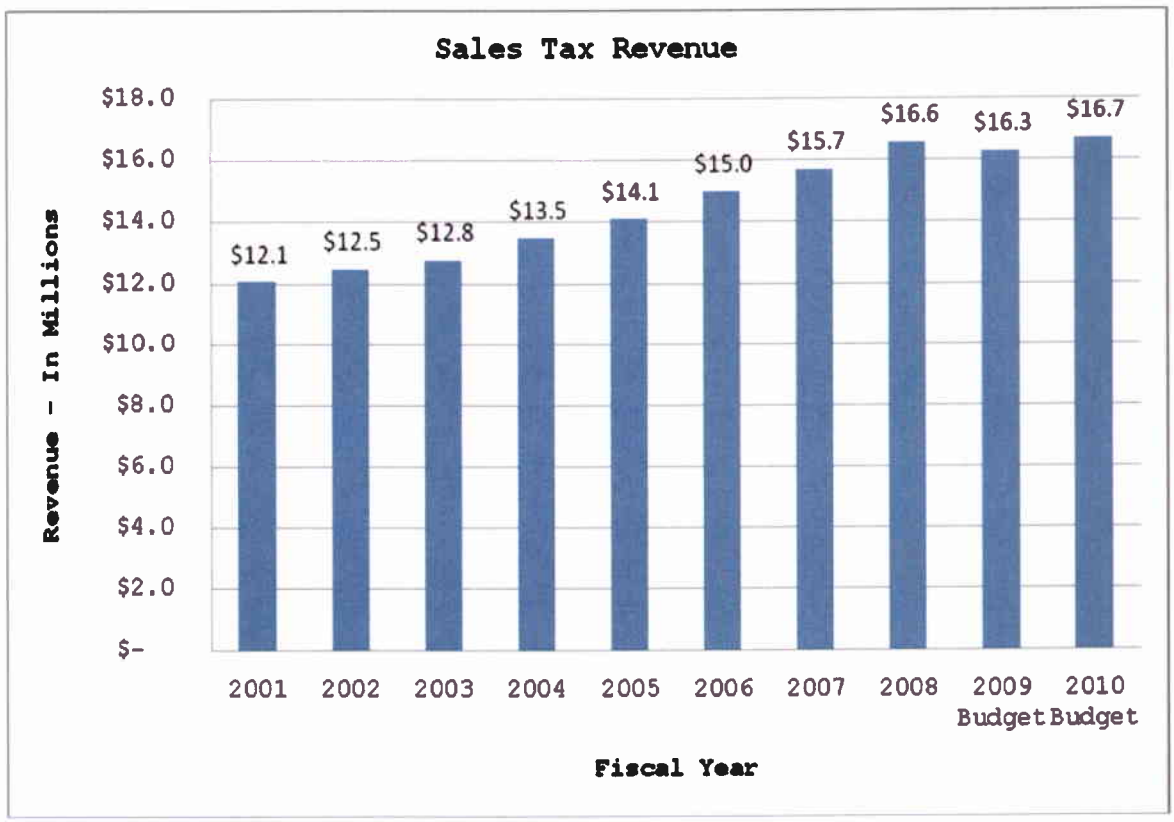

2. Licenses/Permits

Fees are collected from citizens for various reasons including marriage licenses and beer and liquor permits. The 80th legislature passed legislation to increase marriage license fees from $30 to $60 effective September 1, 2008. On May 9, 2009 Lubbock County voters overwhelmingly passed beer and liquor sales within the city limits of Lubbock, Texas. This is expected to increase the number of beer and liquor permits issued by the County. This revenue fluctuates from year to year, therefore historical information is the best technique to use when projecting revenue. Licenses and permits revenue is projected to more than double in the 2010 budget. Revenue from licenses and permits still only make up a small percentage of all Lubbock County revenue, less than 1% of all budgeted revenues.

3. Intergovernmental

Intergovernmental includes revenues from the federal, state or other governmental sources. They include state-shared revenues, inter-local contracts and federal grants. By their nature, this revenue source can be subject to substantial fluctuation. The County strives to optimize federal and state reimbursements. Intergovernmental revenues account for 7% of all Lubbock County revenues.

4. Fees

Fees are collected from citizens for a variety of purposes. These fees include court, traffic, public safety and general government fees. Fees account for 5% of all budgeted revenues.

5. Commissions

Commissions collected when performing services on behalf of the state including motor vehicle transactions and state court costs. Commissions are also collected for accepting payment by credit card for County transactions. Commissions make up 3% of total revenue.

6. Charges for Service

This revenue source includes those fees that are charged in return for a specific service required of the County. Some

examples are copy fees and inmate housing services. Charges for service make up 3% of 2010 budgeted revenue. Lubbock County relies on historical information to project charges for services.

7. Fines and Forfeitures

Fines and forfeitures depend on the provisions of state law and are usually mandatory. The County's intent is to receive the maximum amount from these sources. Revenues depend on collections by departments, the actions of the courts, incidence of offenses, and various other external factors. Fines and forfeitures account for 2% of budgeted revenue in 2010. Historical trends are used when projecting fines and forfeitures. Also, when projecting fines, changes in legislation must be considered.

8. Interest

Interest earnings are a function of the rate of return and amount available for investment. The amount available for investment depends on numerous factors, the largest of which is the cash balance available for investment. Lubbock County tends to be especially conservative when estimating interest earnings as it can quickly and easily change due to economic conditions or changes in the Federal Reserve's monetary policies. Interest earnings are projected using historical trends as well as considering current economic conditions. Interest earnings make up 2% of total budgeted revenue.

9. Other Revenue

Other revenue includes revenues that do not fit any other category. This category is made up of county building and parking lot rentals, various refunds received by the county, and pay phone commissions. Other revenue comprises 9% of total revenue.

Most of these revenues are projected to remain relatively flat over the previous year's estimates. The projections reflect a conservative approach consistent with established budget practices. Techniques such as trend analysis, economic indicators and professional judgment are used to forecast operating revenue. Revenue forecasting is one of the most challenging aspects in the budget process, as many unknown variables, including economic changes over which the County has

no control, affect the ultimate monies going into the County coffers. Other variables include the impact of fluctuations in the local, regional and overall economy, citizen habits and demands, and the impacts of legislative acts.

Lubbock County, Texas

Adopted Budget

FY 2009 - 2010

General Fund
Revenue & Expenditure
Summaries

L U B B O C K C O U N T Y
ADOPTED BUDGET REPORT
AS OF: OCTOBER 1ST, 2009
011-GENERAL FUND FISCAL YEAR 2009-2010

	2007-2008 YTD ACTUAL	ORIGINAL BUDGET FY09	ADOPTED BUDGET FY10
REVENUE SUMMARY			
TAX COLLECTIONS	42,399,835.89	47,521,126	49,739,336
LICENSES/PERMITS	100,765.78	108,400	248,400
INTERGOVERNMENTAL	1,592,933.09	1,622,470	1,755,369
FEES	2,842,409.24	3,109,410	4,023,170
COMMISSIONS	3,655,340.10	3,660,225	3,751,600
CHARGES FOR SERVICES	363,840.81	707,900	434,800
FINES/FORF	1,766,074.58	2,319,788	1,804,600
INTEREST	1,284,565.67	1,200,000	900,000
OTHER REVENUE	1,175,346.95	1,369,700	1,441,820
TOTAL REVENUES	55,181,112.11	61,619,019	64,099,095
EXPENDITURE SUMMARY			
001-COMMISSIONERS COURT	341,661.00	358,931	358,700
002-COUNTY JUDGE	198,040.87	219,560	204,286
003-COUNTY CLERK	875,928.67	1,048,623	1,054,923
004-INFORMATION SERVICES	2,448,539.16	2,910,683	3,083,633
006-SELF INSUR CLAIMS	0.00	50,000	50,000
007-NON-DEPARTMENTAL	2,801,109.89	4,207,482	4,391,770
008-ADMIN. RESEARCH	124,037.67	133,928	144,748
009-TREASURER	189,482.33	204,253	201,774
010-TAX OFFICE	1,137,222.68	1,319,446	1,324,184
011-PURCHASING	219,567.92	246,784	247,247
012-AUDITOR	568,424.93	752,393	828,061
013-HUMAN RESOURCES	294,374.16	350,430	347,030
014-COURTS	2,507,319.82	2,728,319	2,755,552
023-DISTRICT CLERK	1,118,102.67	1,280,871	1,287,270
030-JUDICIAL COMPLIANCE	240,335.89	297,787	301,487
031-JP 1	201,232.91	239,840	243,151
032-JP 2	174,384.70	199,096	210,610
033-JP 3	173,070.58	225,387	236,579
034-JP 4	196,829.81	226,299	246,143
038-CENTRAL JURY	275,761.36	213,250	224,325
039-JUDICIAL	3,381,911.25	3,181,697	2,955,207
040-CRIMINAL DISTRICT ATT	4,191,383.24	4,582,742	4,599,605
041-CONSTABLE 1	59,233.18	58,398	60,998
042-CONSTABLE 2	48,060.30	58,398	64,011
043-CONSTABLE 3	58,755.19	58,398	64,011
044-CONSTABLE 4	59,938.54	58,398	64,011
045-MEDICAL EXAMINER	0.00	0	1,628,382

L U B B O C K C O U N T Y
ADOPTED BUDGET REPORT
AS OF: OCTOBER 1ST, 2009
011-GENERAL FUND FISCAL YEAR 2009-2010

FINANCIAL SUMMARY	2007-2008 YTD ACTUAL	ORIGINAL BUDGET FY09	ADOPTED BUDGET FY10
046-SHERIFF	6,129,306.87	7,226,486	7,158,935
047-JAIL	14,454,652.64	19,523,549	20,739,042
048-INMATE TRANSPORTATION	123,392.21	174,700	174,700
049-PUBLIC SAFETY	1,201,793.22	1,686,503	688,300
057-CSCD	12,505.38	19,057	15,577
061-MAINTENANCE	4,047,299.25	5,935,070	5,649,343
067-SANITATION	233,856.92	255,157	233,468
068-GENERAL ASSISTANCE	415,396.16	478,957	513,351
070-VETERANS AFFAIRS	29,035.36	47,605	47,945
072-TEXAS AgriLIFE EXT	214,216.56	254,352	255,980
077-ELECTIONS	1,414,719.58	1,691,500	1,777,652
088-LUBOCK CO HISTORICAL	13,327.44	10,900	10,900
089-LIBRARY SERVICES	148,312.00	148,312	163,035
090-PUBLIC WORKS	147,179.82	188,910	189,501
TOTAL EXPENDITURES	50,469,702.13	62,852,451	64,795,429
TRANSFERS OUT	2,867,722.83	2,266,568	3,337,519
TOTAL EXPENDITURES & TRANSFERS OUT	53,337,424.96	65,119,019	68,132,948
FUND BALANCE ADJUSTMENT			
7011-7360 DRAW FROM RESERVES			(4,033,853)
REVENUE OVER/(UNDER) EXPENDITURES	1,843,687.15	(3,500,000)	0

L U B B O C K C O U N T Y
ADOPTED BUDGET REPORT
AS OF: OCTOBER 1ST, 2009
011-GENERAL FUND FISCAL YEAR 2009-2010

REVENUES	2007-2008 YTD ACTUAL	ORIGINAL BUDGET FY09	ADOPTED BUDGET FY10
TAX COLLECTIONS			
4001 CURRENT AD VALOREM TAXES	25,300,705.20	30,711,426	32,480,636
4004 PEN & INT - CURRENT LEVY	139,184.51	122,000	140,000
4005 DELQ TAXES - PRIOR YEARS	291,613.67	277,000	300,000
4006 PEN & INT - PRIOR YEARS	117,015.86	110,000	118,000
4007 SPECIAL INVENTORY TAX	905.28	700	700
4010 COUNTY SALES & USE TAX	16,550,411.37	16,300,000	16,700,000
TOTAL TAX COLLECTIONS	42,399,835.89	47,521,126	49,739,336
LICENSES/PERMITS			
4101 COUNTY CLERK	38,488.70	38,000	98,000
4102 BEER & LIQUOR PERMITS	62,277.08	70,000	150,000
4104 ADULT ENTERTAIN PERMT	0.00	400	400
TOTAL LICENSES/PERMITS	100,765.78	108,400	248,400
INTERGOVERNMENTAL			
4202 STATE MIXED DRINK TAX	846,891.50	880,000	990,000
4203 EMERGENCY MGT GRANT	14,313.59	15,000	24,000
4205 BINGO TAX PROCEEDS	283,279.75	268,000	290,000
4209 STATE - COUNTY COURTS	228,943.56	236,000	229,000
4212 STRADUS A/G CHILD SUPPORT	4,391.99	4,400	0
4220 INTER LOCAL AGREEMENT-CITY OF	93,644.70	81,632	100,000
4250 INDIGENT DEFENSE GRANT	121,468.00	137,438	122,369
TOTAL INTERGOVERNMENTAL	1,592,933.09	1,622,470	1,755,369
FEES			
4302 COUNTY JUDGE	10,774.20	10,800	10,800
4303 COUNTY CLERK	1,193,371.83	1,250,000	1,200,000
4305 J.E.P.J. FEES	4,560.08	4,800	4,800
4306 VRED - TAPE	7,739.05	7,500	7,600
4307 TRAFFIC	16,239.65	15,900	16,000
4308 CHILD SAFETY - CS	16,150.81	15,750	16,300
4309 COUNTY TREASURER FEE	6,719.00	7,200	5,000
4310 TAX ASSESSOR/COLLECTOR	37,018.00	43,500	38,950
4311 MENTAL COMMIT TRANSPORTAT	0.00	200	100
4313 AG FILING FEE	(32,590.54)	0	0
4315 INDIGENT DEFENSE FEE	1,061.69	0	1,000
4322 PASSPORT FEE - DIST CLERK	21,355.00	36,900	10,000
4323 DISTRICT CLERK FEES	531,743.94	614,000	580,000
4331 JP PRECINCT 1	44,302.76	28,000	44,000
4332 JP PRECINCT 2	35,174.77	36,200	35,000
4333 JP PRECINCT 3	27,913.22	24,260	28,800

REVENUES		2007-2008 YTD ACTUAL	ORIGINAL BUDGET FY09	ADOPTED BUDGET FY10
4334	JP PRECINCT 4	23,392.36	21,000	25,400
4340	DISTRICT ATTORNEY	43,171.57	41,800	42,300
4345	MEDICAL EXAMINER	0.00	0	1,117,220
4346	SHERIFF	481,166.04	545,000	452,000
4348	CONSTABLES	237,693.46	260,000	256,000
4350	DEFENSIVE DRIVING FEE	8,739.03	11,800	10,500
4351	SS FEE-INMATE	17,800.00	14,900	16,000
4352	ISSUED WARRANT EXECUTION	72,792.92	78,000	67,000
4353	ARREST FEE - COUNTY	18,409.76	20,600	18,000
4354	FAMILY PROTECTION FEE	7,905.14	12,200	7,500
4360	CMIT FINE COMMISSION	5,847.20	6,500	5,500
4361	CMI FINE COMMISSION	19.36	50	0
4362	BAT COMMISSIONS	14.65	50	0
4369	ONLINE SERVICE FEE	1,429.29	0	5,000
4374	CO CLERK VITAL RECORDS FEE	2,495.00	2,500	2,400
	TOTAL FEES	2,842,409.24	3,109,410	4,023,170
COMMISSIONS				
4401	MOTOR VEHICLE SALES TAX COMM	630,179.66	510,000	750,000
4402	CERTIFICATE OF TITLE COMM	362,030.00	360,000	400,000
4403	MOTOR VEHICLE COMMISSION	2,355,147.31	2,500,000	2,300,000
4405	(CVC) COMP TO VICTIMS OF CRIME	1,413.86	2,200	1,300
4406	LEOA COMMISSION	11.04	0	0
4408	BEER & LIQUOR COMMISSION	194.50	200	500
4411	CJC COMMISSION	51.56	0	0
4412	JCPT COMMISSION	125.44	100	0
4413	OCLF COMM	31.07	0	0
4414	JPD COMM	339.00	100	0
4415	WARRANT STATE-COMM	52,354.81	50,000	53,000
4416	ARREST FEES - COMM	30,505.16	0	33,000
4417	LEMI COMMISSION	2.69	0	0
4418	CRIMESTOPPERS-COMM	3.34	0	0
4419	COMPRE REHAB COMM (CR)	2.00	0	0
4420	GENERAL REVENUE COMM GR	9.33	0	0
4421	LEOCE COMM	7.95	0	0
4424	SEPTIC INSPECTION	66,200.00	67,000	57,000
4425	FLSI COMM	4,032.43	4,800	4,500
4426	FA COMM	677.44	200	500
4427	CCC COMM	2,235.16	2,475	1,800
4428	JCD COMM	27.10	0	0
4429	TP COMM (40%)	32,484.05	33,000	33,000
4430	JE COMM (10%)	8,121.01	10,800	8,200
4433	CREDIT CARD COMMISSIONS	8,087.57	14,000	4,000
4435	NEW CCC COMM	67,202.10	69,000	68,000

L U B B O C K C O U N T Y
ADOPTED BUDGET REPORT
AS OF: OCTOBER 1ST, 2009
011-GENERAL FUND FISCAL YEAR 2009-2010

REVENUES	2007-2008 YTD ACTUAL	ORIGINAL BUDGET FY09	ADOPTED BUDGET FY10
4436 EMS TRAUMA FUND COMM	6,910.11	7,100	6,500
4440 STF COMM	7,556.07	8,800	8,100
4445 BAIL BOND FEE COMM	7,161.00	8,950	7,700
4446 COMM DC JUDICIAL FUND	6,572.65	5,900	9,000
4447 JURY REIMBURSEMENT FEE COMM	5,664.69	5,600	5,500
TOTAL COMMISSIONS	3,655,340.10	3,660,225	3,751,600
CHARGES FOR SERVICES			
4501 POSTAGE - MOTOR VEHICLE	38,173.64	37,500	39,000
4502 JURY FEES	11,241.97	13,300	13,300
4503 BAIL BOND LICENSE RENEWAL FEES	2,500.00	3,000	2,500
4504 BOARD BILLS - INMATE	162,966.54	500,000	250,000
4511 CROSSING INSPECTION FEES	0.00	500	0
4521 COURT REPORTER FEES	58,802.85	61,600	58,000
4550 SCAAP- JAIL	50,414.00	20,000	20,000
4551 SW BORDER PROSECUTION-DA	(6,656.80)	20,000	0
4552 IV-E LEGAL SERVICES	46,398.61	52,000	52,000
TOTAL CHARGES FOR SERVICES	363,840.81	707,900	434,800
FINES/FORF			
4601 JP PRECINCT 1	260,395.77	285,769	268,000
4602 JP PRECINCT 2	310,854.29	654,519	325,000
4603 JP PRECINCT 3	249,106.08	298,750	256,600
4604 JP PRECINCT 4	556,662.00	633,750	560,000
4608 COUNTY COURT AT LAW 1	135,986.67	150,000	132,000
4609 COUNTY COURT AT LAW 2	135,376.25	150,000	132,000
4611 DISTRICT CLERK FINES	41,376.02	70,000	44,000
4612 FORFEITURES	76,317.50	77,000	87,000
TOTAL FINES/FORF	1,766,074.58	2,319,788	1,804,600
INTEREST			
4700 INTEREST INCOME	1,284,565.67	1,200,000	900,000
TOTAL INTEREST	1,284,565.67	1,200,000	900,000
OTHER REVENUE			
4802 RENTALS-BUILDINGS	207,616.23	300,000	339,020
4803 PARKING LOTS	101,319.37	90,000	108,000
4805 DISPOSAL OF PROPERTY	44,589.68	100,000	100,000
4806 INSURANCE REIMBURSEMENTS	83,197.09	5,000	25,000
4807 JURY REIMBURSEMENTS FROM STATE	154,462.00	120,000	140,000
4811 REIMBURSEMENTS-TELETYPE	1,958.00	2,000	2,000
4813 REFUND - ATTORNEY FEES	183,017.92	200,000	185,000
4815 OTHER REFUNDS/REIMBURSE	24,136.62	25,000	25,000
4817 PAY PHONE COMMISSION	118,482.30	350,000	350,000

L U B B O C K C O U N T Y
ADOPTED BUDGET REPORT
AS OF: OCTOBER 1ST, 2009
011-GENERAL FUND FISCAL YEAR 2009-2010

REVENUES	2007-2008 YTD ACTUAL	ORIGINAL BUDGET FY09	ADOPTED BUDGET FY10
4826 ELECTION REVENUES	234.60	200	200
4830 INTEREST-LCAD	19,448.77	25,500	15,000
4836 SALE OF BOND FORMS	885.00	800	600
4842 REIMB-INMATE TRANSPORTATION	48,481.99	50,000	52,000
4850 GAIN/LOSS SALE OF INVESTMENTS	89,842.61	0	0
4875 JAIL PER DIEM/WORK RELEASE	852.00	1,200	0
4899 OTHER REVENUE	96,822.77	100,000	100,000
TOTAL OTHER REVENUE	1,175,346.95	1,369,700	1,441,820
TOTAL REVENUES	55,181,112.11	61,619,019	64,099,095

LUBBOCK COUNTY, TEXAS

TOTAL BUDGET ALL FUNDS vs. GENERAL FUND

The General Fund is Lubbock County's primary operating fund and may be used for any lawful purpose. It accounts for all financial resources of Lubbock County except those required to be accounted for in another fund. The General Fund includes the following functions: General, Administration, Financial, Public Facilities, Health and Welfare, Culture and Recreation, Public Works, Transfer of Funds, and Other.

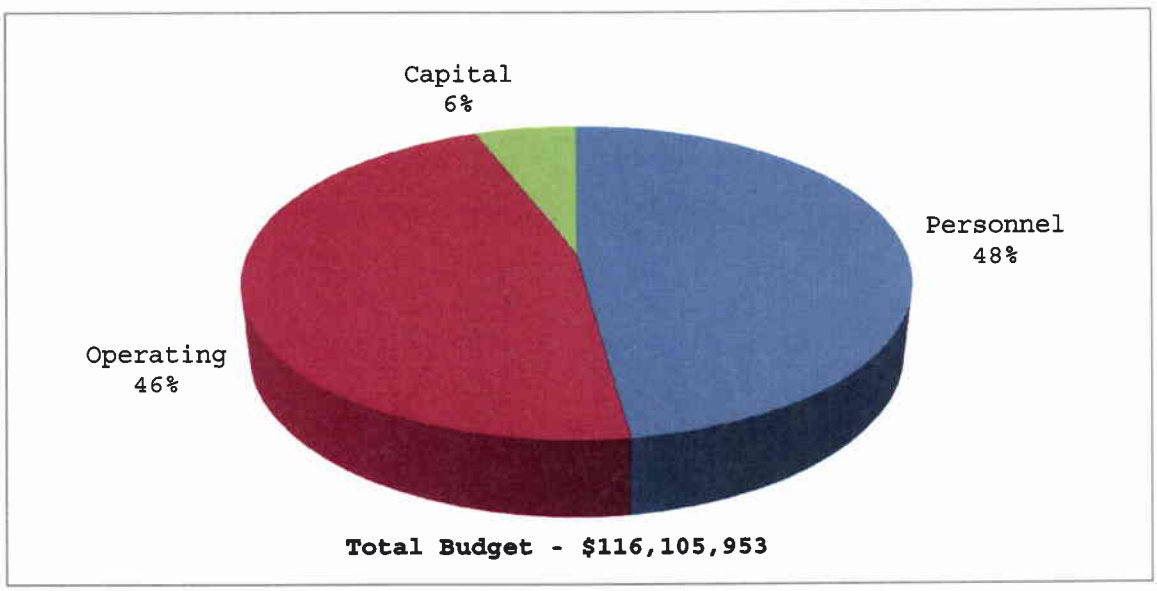

Total Budget - $116,105,953

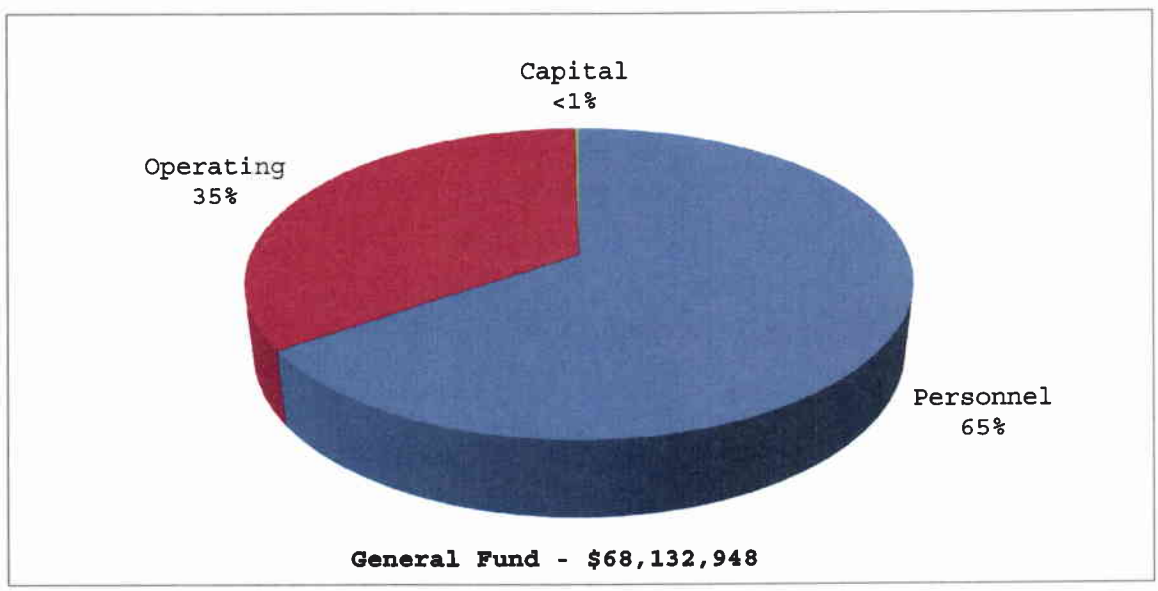

General Fund - $68,132,948

LUBBOCK COUNTY, TEXAS

GENERAL FUND EXPENDITURE SUMMARY

BY FUNCTION

The chart below displays all General Fund expenditures by function. Any function not accounting for more than 2% was combined into the "All Other Functions" Category for display in this chart.

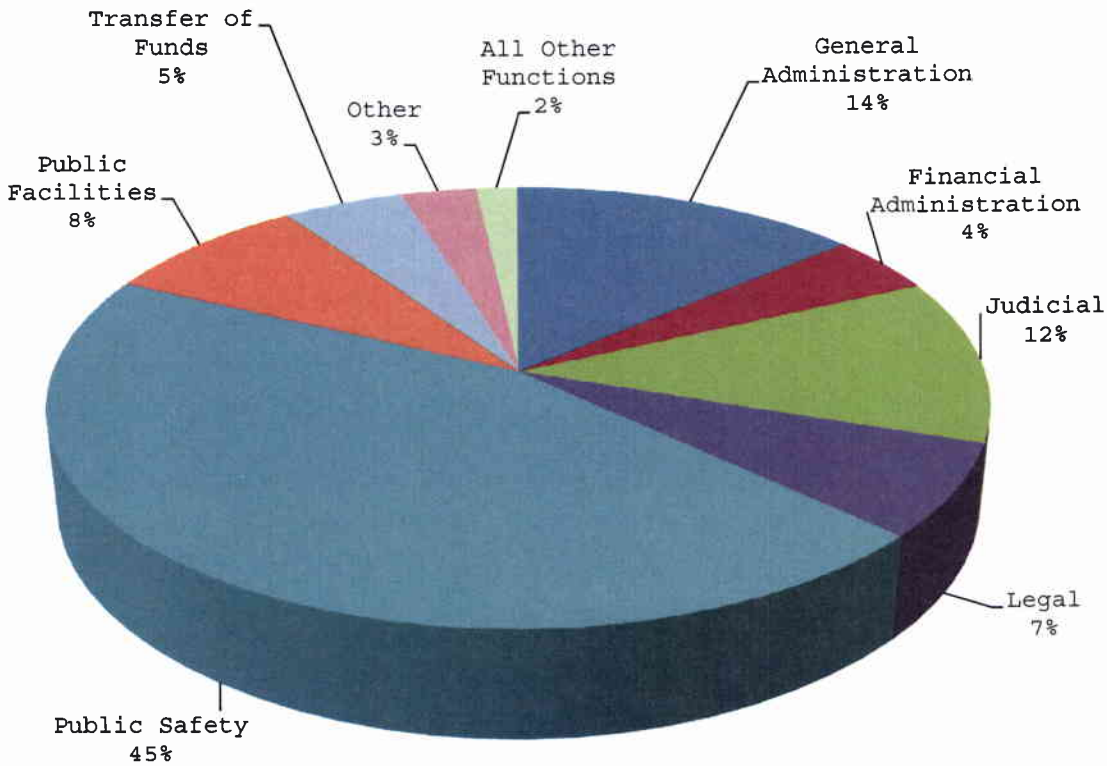

General Fund - $68,132,948

LUBBOCK COUNTY, TEXAS

GENERAL FUND EXPENDITURE SUMMARY

BY CATEGORY DETAIL

The chart below displays all General Fund expenditures by category detail. Any category comprising less than 2% were combined into "All Other Categories" in this chart.

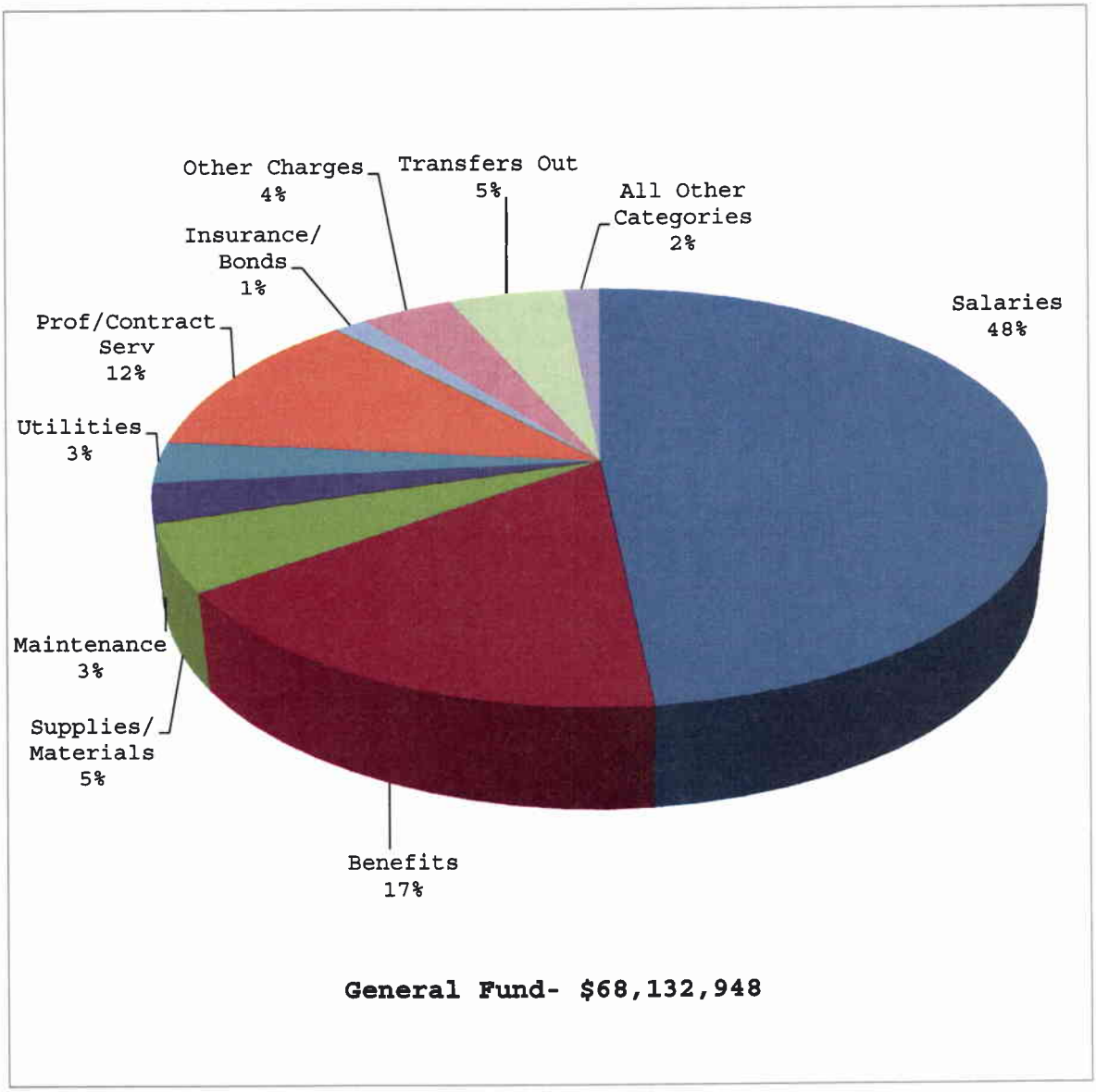

General Fund- $68,132,948

GENERAL ADMINISTRATION

General Administration Departments include the basic administrative and management functions of the County. Major departments included in General Administration are as follows: Commissioners' Court, County Judge, County Clerk, Information Systems, Judicial Compliance, Non-Departmental, and Administrative Research.

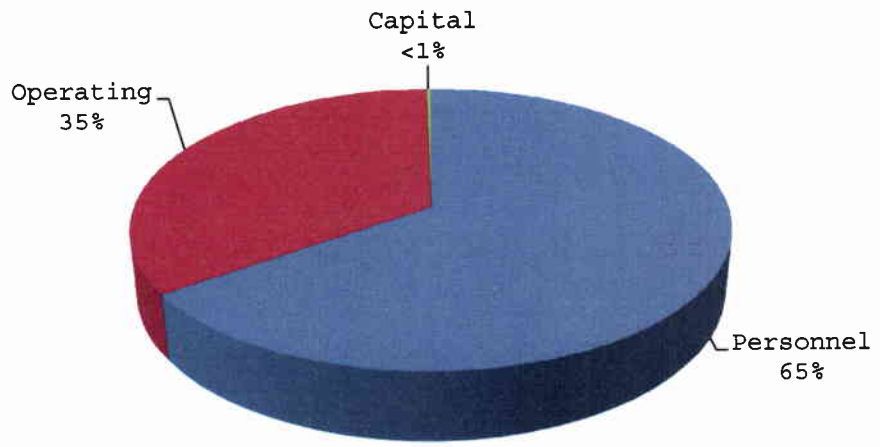

General Fund Budget - $68,132,948

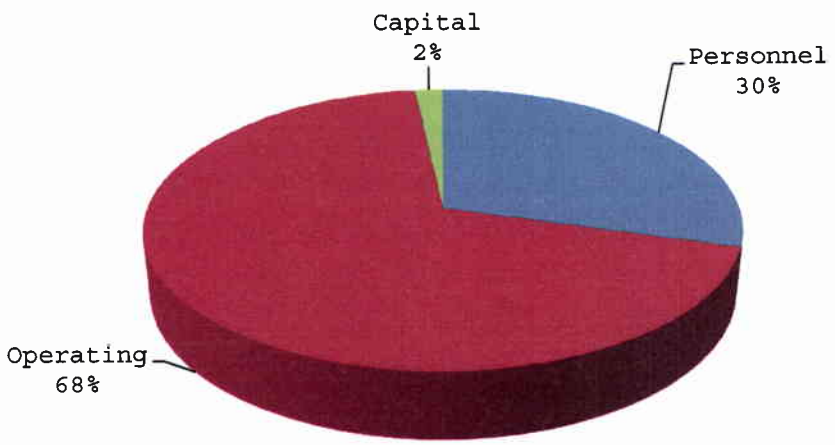

General Administration - $9,589,549

FINANCIAL ADMINISTRATION

The Financial Administration departments are charged with collecting, safeguarding, investing, disbursing, and budgeting funds. Major departments included in Financial Administration are as follows: County Treasurer, Tax Assessor/Collector, Purchasing, County Auditor, and Human Resources.

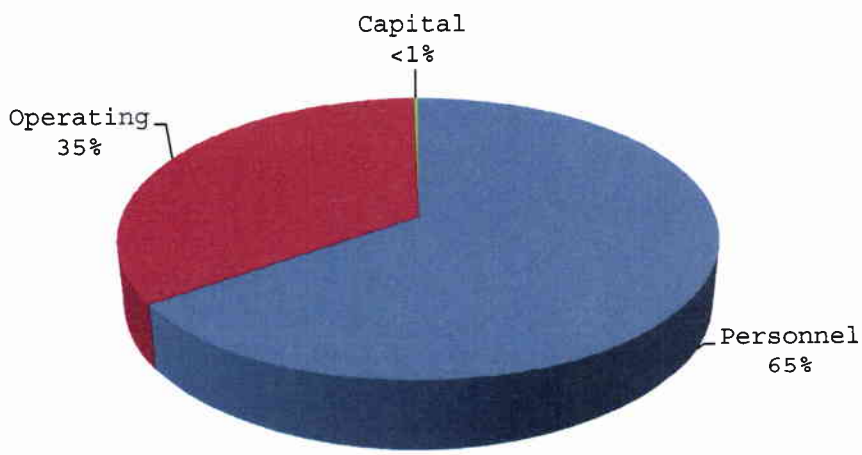

General Fund Budget - $68,132,948

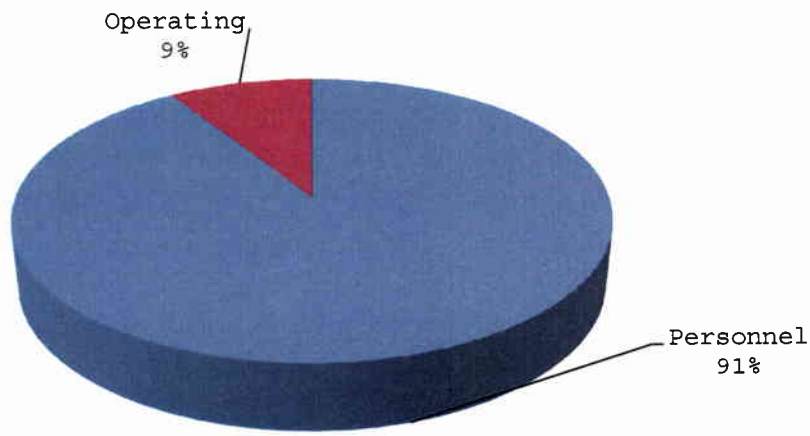

Financial Administration - $2,948,296

LUBBOCK COUNTY, TEXAS

GENERAL FUND EXPENDITURE SUMMARY

JUDICIAL

The Judicial Function includes the Courts and the departments that service the courts, including the District Clerk, Justice of the Peace Precints 1-4, Central Jury, and the Judicial Department. The Judicial Department is made up of six District Courts.

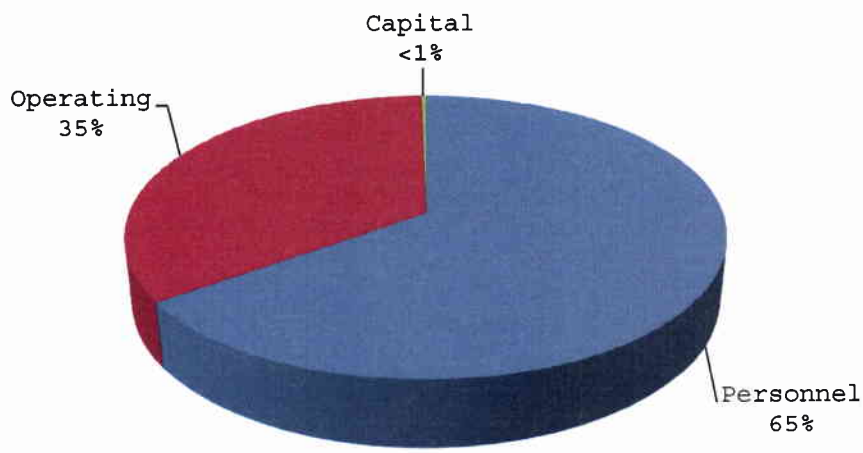

General Fund Budget - $68,132,948

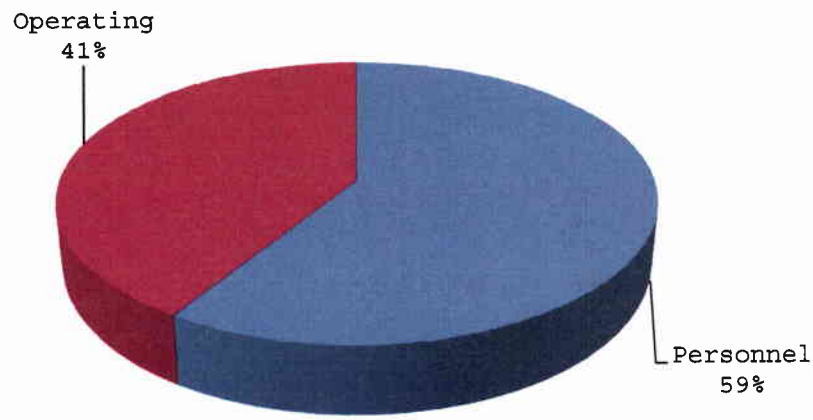

Judicial - $8,158,837

LUBBOCK COUNTY, TEXAS
GENERAL FUND EXPENDITURE SUMMARY
LEGAL

The legal function is made up of the Criminal District Attorney's Office.

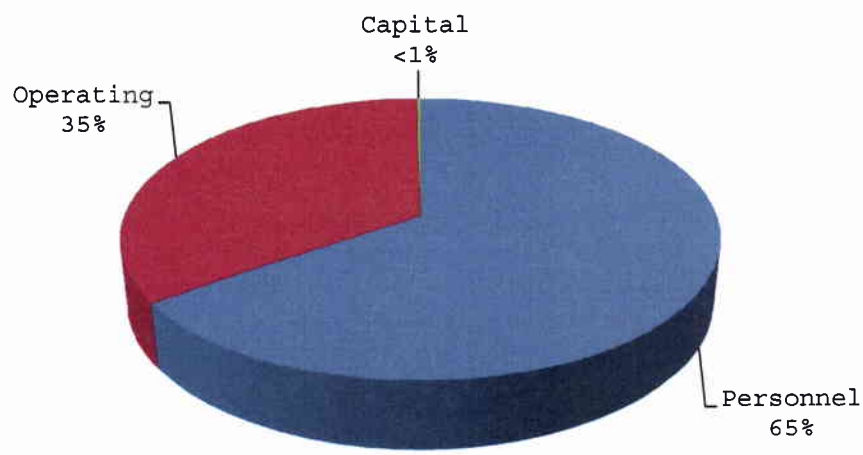

General Fund Budget - $68,132,948

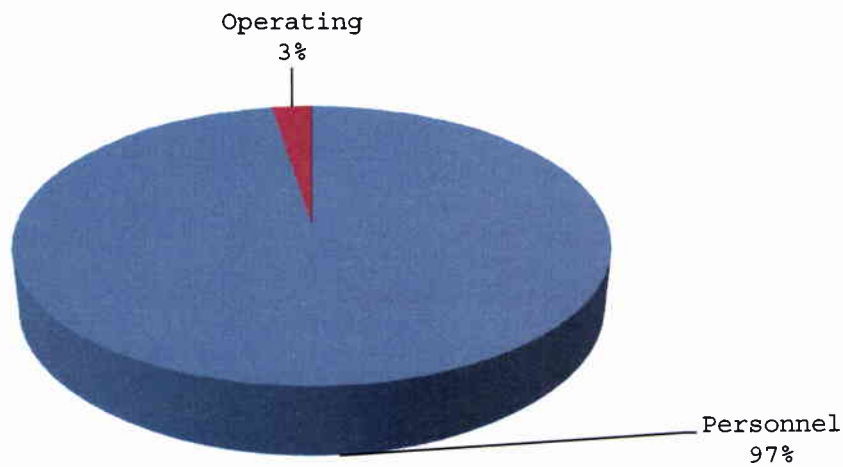

Legal - $4,599,605

Major Public Safety departments include Constable Precincts 1-4, Medical Examiner, County Sheriff, Lubbock County Detention Center, and Public Safety. These departments provide services that

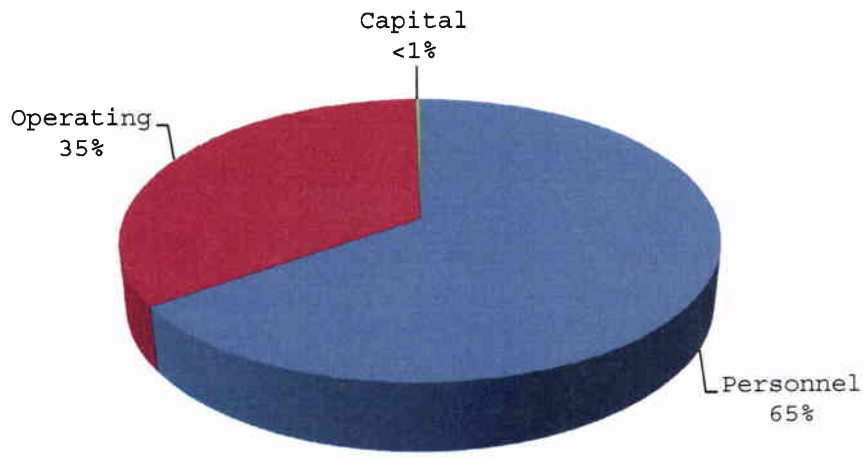

General Fund Budget - $68,132,948

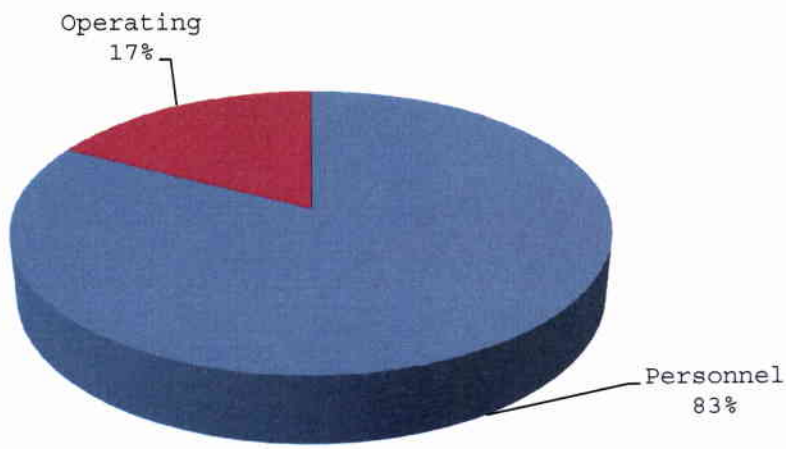

Public Safety - $30,642,390

LUBBOCK COUNTY, TEXAS

GENERAL FUND EXPENDITURE SUMMARY

PUBLIC FACILITIES

The Public Facilities function provides maintenace to County facilities. It is an essential service that must be provided.

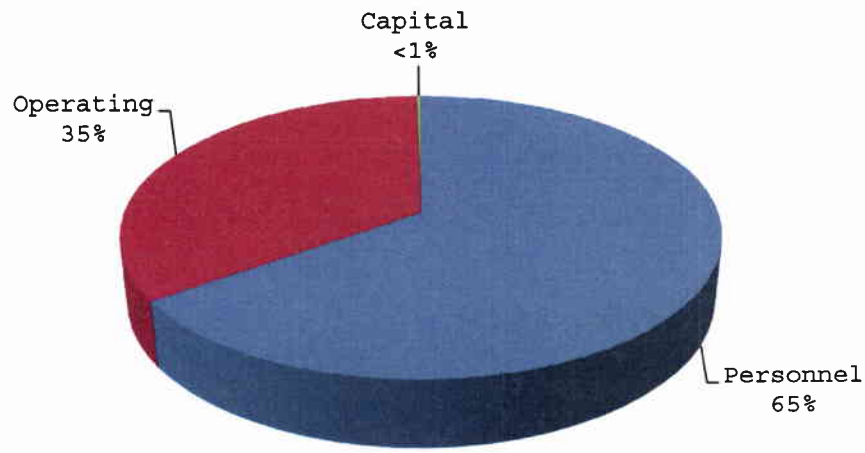

General Fund Budget - $68,132,948

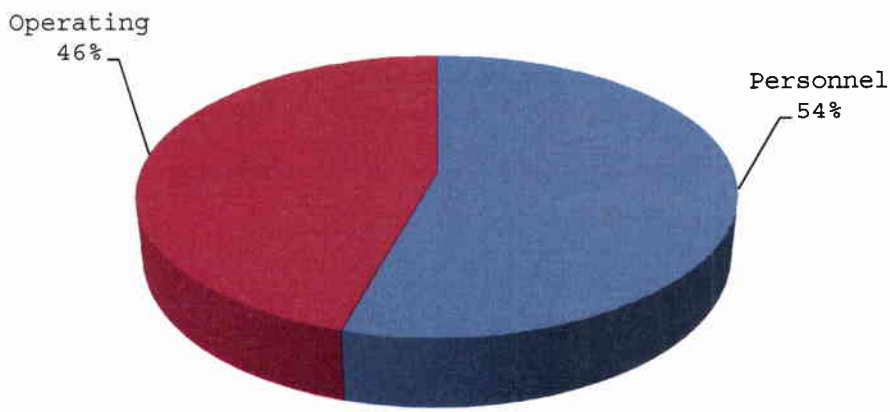

Public Facilities - $5,649,343

LUBBOCK COUNTY, TEXAS

GENERAL FUND EXPENDITURE SUMMARY

HEALTH AND WELFARE

Health and Welfare includes the following departments: Sanitation, General Assistance, and Veteran Serivices.

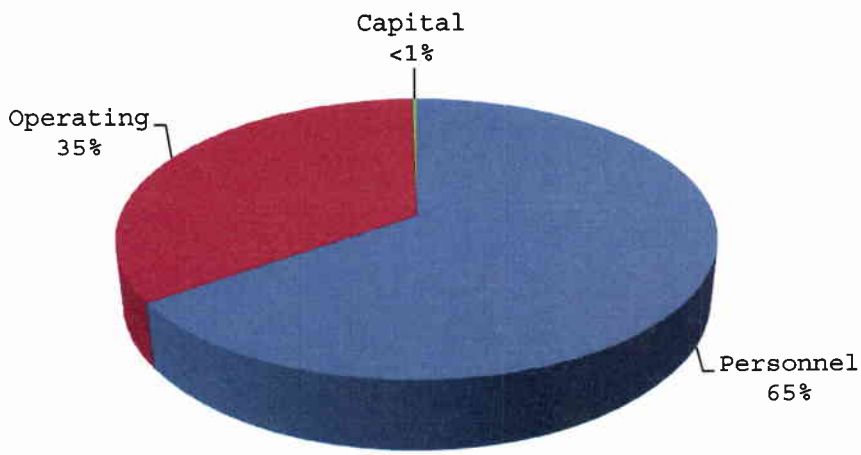

General Fund Budget - $68,132,948

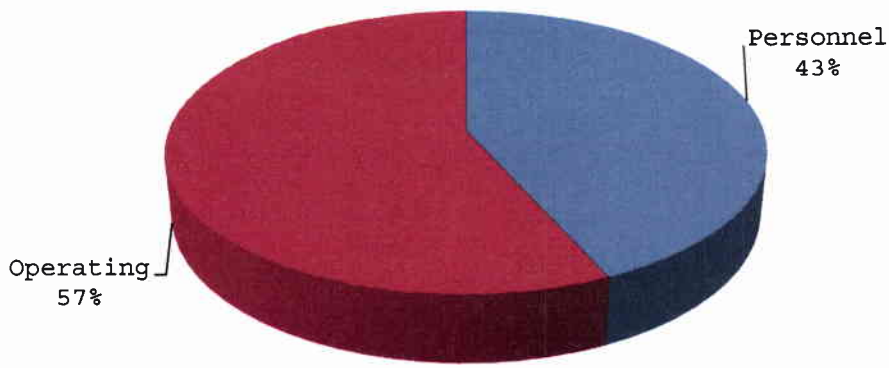

Health and Welfare- $794,764

LUBBOCK COUNTY, TEXAS
GENERAL FUND EXPENDITURE SUMMARY
CULTURE AND RECREATION

Culture and Recreation function includes the following departments: Lubbock County Historical Department and Library Services.

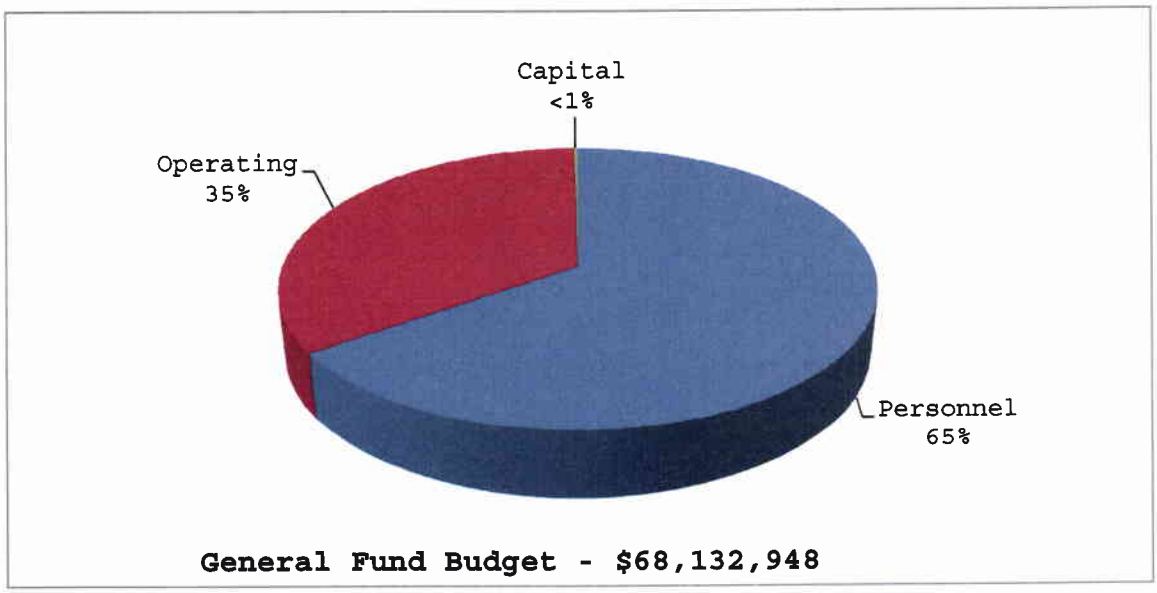

General Fund Budget - $68,132,948

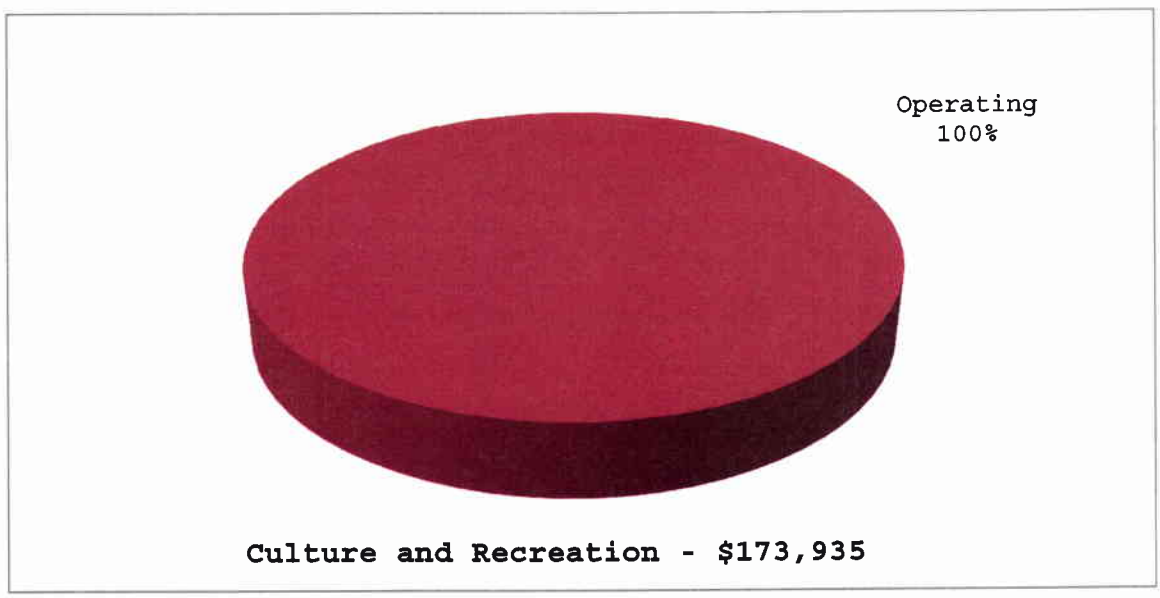

Culture and Recreation - $173,935

LUBBOCK COUNTY, TEXAS
GENERAL FUND EXPENDITURE SUMMARY
TRANSFER OF FUNDS

This department is uded to budget for the Interfund expenditure type transactions between the General Fund and other governmental-type funds.

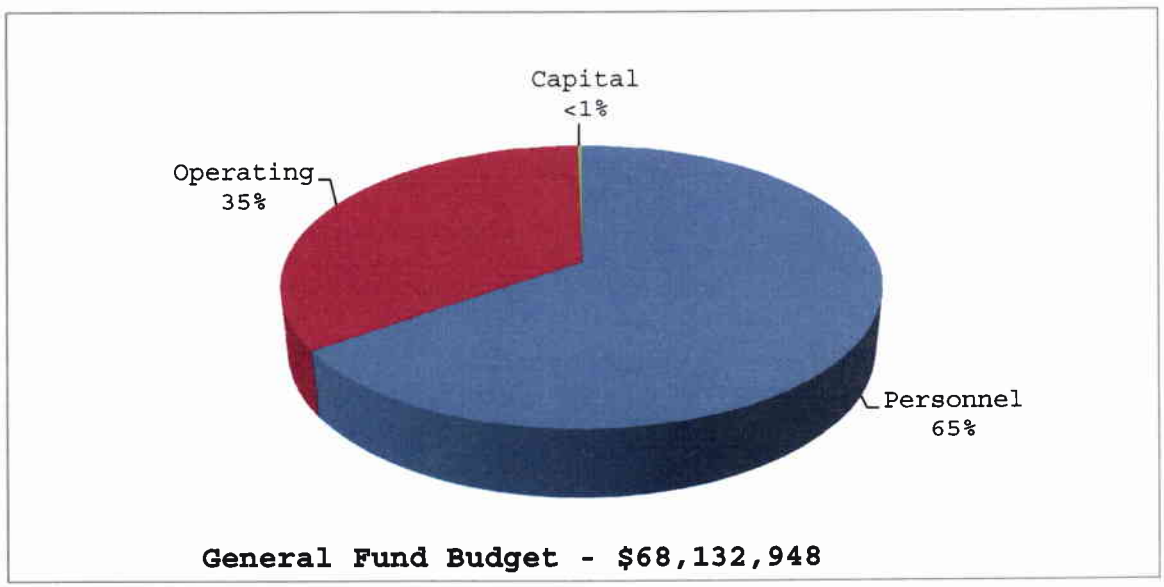

General Fund Budget - $68,132,948

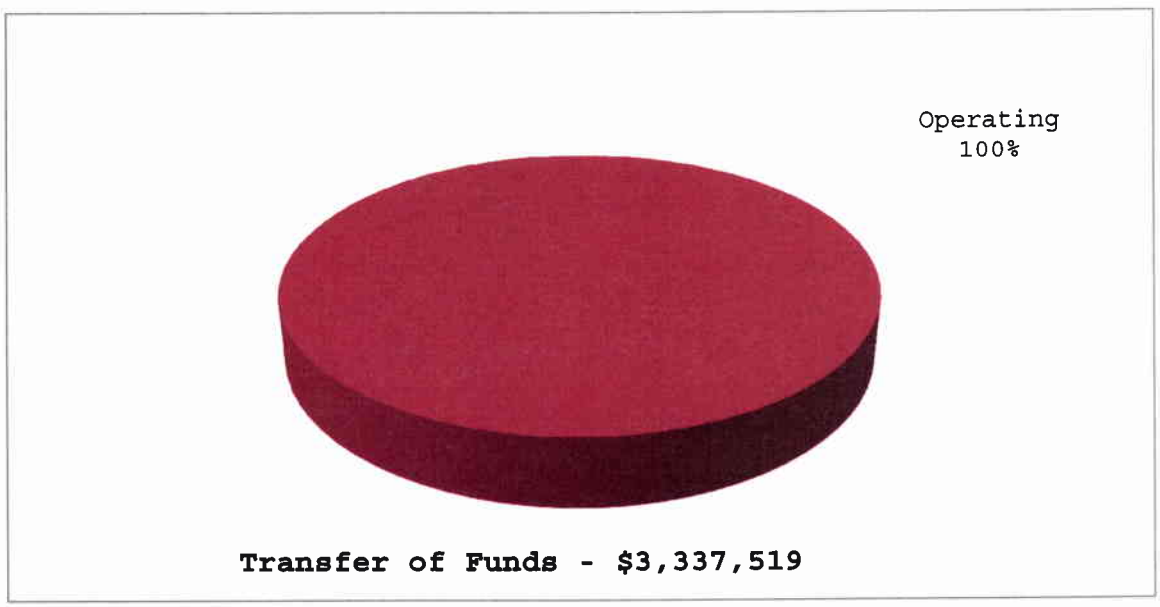

Transfer of Funds - $3,337,519

LUBBOCK COUNTY, TEXAS

GENERAL FUND EXPENDITURE SUMMARY

PUBLIC WORKS

The Public Works department assists in the maintenace of county road of Lubbock County. The department plans and inspects construction of county roads and assists in the planning of new subdivisions, commercial developments, and inrastructure.

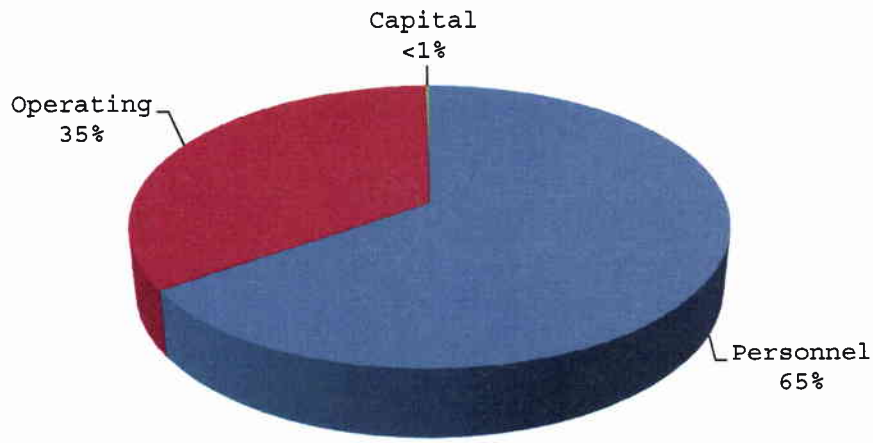

General Fund Budget - $68,132,948

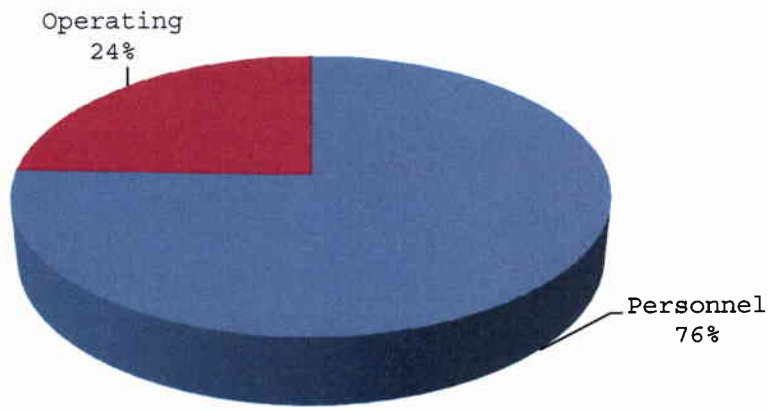

Public Works - $189,501

LUBBOCK COUNTY, TEXAS
GENERAL FUND EXPENDITURE SUMMARY
OTHER

The "Other" function is comprised of the following departments: Elections, Community Supervision Corrections Department, and Texas AgriLIFE Extension.

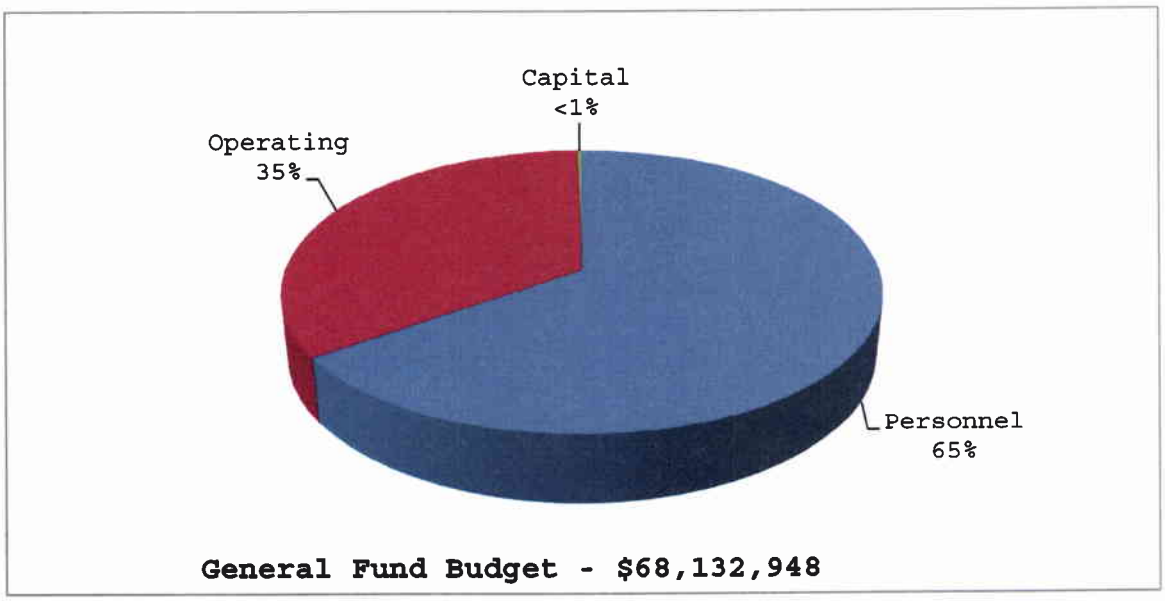

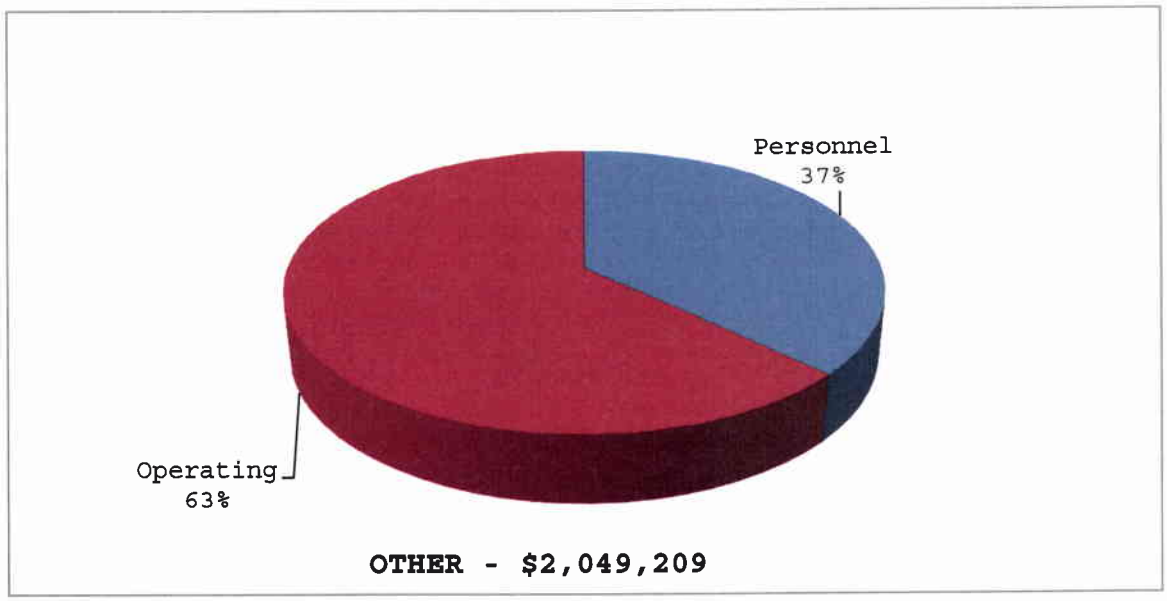

L U B B O C K C O U N T Y
ADOPTED BUDGET REPORT
AS OF: OCTOBER 1ST, 2009
FISCAL YEAR 2009-2010

011-GENERAL FUND
001-COMMISSIONERS COURT

EXPENDITURES	2007-2008 YTD ACTUAL	ORIGINAL BUDGET FY09	ADOPTED BUDGET FY10
SALARIES			
5001-5001-10 ELECTED OFFICIALS	223,185.01	223,360	223,360
5001-5006-10 STAFF EMPLOYEES	27,409.17	32,392	32,392
TOTAL SALARIES	250,594.18	255,752	255,752
BENEFITS			
5001-5101-10 FICA	14,975.60	15,856	15,856
5001-5102-10 MEDICARE	3,502.32	3,709	3,709
5001-5103-10 RETIREMENT	22,382.01	22,274	24,066
5001-5104-10 GROUP HEALTH INSURANCE	21,191.85	21,450	21,450
5001-5105-10 GROUP DENTAL INSURANCE	1,084.95	1,085	1,085
5001-5106-10 LIFE INSURANCE	179.40	180	180
5001-5107-10 UNEMPLOYMENT INSURANCE	54.79	65	32
5001-5109-10 WORKER'S COMPENSATION	2,370.84	2,430	2,430
TOTAL BENEFITS	65,741.76	67,049	68,808
SUPPLIES/MATERIALS			
5001-5201-10 SUPPLIES/OTH OPER EXP	1,235.35	3,700	5,940
5001-5231-10 NON-CAPITAL EQUIPMENT	2,364.95	2,000	0
TOTAL SUPPLIES/MATERIALS	3,600.30	5,700	5,940
MAINTENANCE			
5001-5301-10 EQUIPMENT OPER/MAINT	0.00	100	100
TOTAL MAINTENANCE	0.00	100	100
UTILITIES			
5001-5401-10 COMMUNICATIONS - MONTHLY	0.00	0	3,000
TOTAL UTILITIES	0.00	0	3,000
TRAINING/DUES			
5001-5503-10 TRAVEL AND TRAINING	21,543.26	29,830	25,000
TOTAL TRAINING/DUES	21,543.26	29,830	25,000
INSURANCE/BONDS			
5001-5801-10 INSURANCE AND BONDS	181.50	500	100
TOTAL INSURANCE/BONDS	181.50	500	100
TOTAL 001-COMMISSIONERS COURT	341,661.00	358,931	358,700

LUBBOCK COUNTY
ADOPTED BUDGET REPORT
AS OF: OCTOBER 1ST, 2009
FISCAL YEAR 2009-2010

011-GENERAL FUND
002-COUNTY JUDGE

EXPENDITURES	2007-2008 YTD ACTUAL	ORIGINAL BUDGET FY09	ADOPTED BUDGET FY10
SALARIES			
5002-5001-10 ELECTED OFFICIALS	96,892.33	100,600	90,058
5002-5006-10 STAFF EMPLOYEES	55,239.36	66,997	66,997
TOTAL SALARIES	152,131.69	167,597	157,055
BENEFITS			
5002-5101-10 FICA	9,274.59	10,390	9,738
5002-5102-10 MEDICARE	2,169.04	2,430	2,277
5002-5103-10 RETIREMENT	13,622.83	14,288	14,778
5002-5104-10 GROUP HEALTH INSURANCE	13,111.87	12,870	12,870
5002-5105-10 GROUP DENTAL INSURANCE	633.87	651	651
5002-5106-10 LIFE INSURANCE	104.80	108	108
5002-5107-10 UNEMPLOYMENT INSURANCE	112.11	134	67
5002-5109-10 WORKER'S COMPENSATION	1,444.11	1,592	1,492
TOTAL BENEFITS	40,473.22	42,463	41,981
SUPPLIES/MATERIALS			
5002-5201-10 SUPPLIES/OTH OPER EXP	820.14	1,000	500
5002-5228-10 LAW BOOKS	42.50	500	250
TOTAL SUPPLIES/MATERIALS	862.64	1,500	750
TRAINING/DUES			
5002-5503-10 TRAVEL AND TRAINING	4,573.32	8,000	4,500
TOTAL TRAINING/DUES	4,573.32	8,000	4,500
TOTAL 002-COUNTY JUDGE	198,040.87	219,560	204,286

LUBBOCK COUNTY
ADOPTED BUDGET REPORT
AS OF: OCTOBER 1ST, 2009
FISCAL YEAR 2009-2010

011-GENERAL FUND
003-COUNTY CLERK

EXPENDITURES	2007-2008 YTD ACTUAL	ORIGINAL BUDGET FY09	ADOPTED BUDGET FY10
SALARIES			
5003-5001-10 ELECTED OFFICIALS	55,796.25	55,840	55,840
5003-5006-10 STAFF EMPLOYEES	587,711.95	706,694	706,694
5003-5007-10 OVERTIME COMPENSATION	0.00	11,000	11,000
5003-5008-10 SEASONAL/TEMPORARY	0.00	6,600	6,600
TOTAL SALARIES	643,508.20	780,134	780,134
BENEFITS			
5003-5101-10 FICA	38,381.74	48,368	48,368
5003-5102-10 MEDICARE	8,976.57	11,314	11,313
5003-5103-10 RETIREMENT	56,912.12	63,923	72,790
5003-5104-10 GROUP HEALTH INSURANCE	86,396.73	94,380	94,380
5003-5105-10 GROUP DENTAL INSURANCE	4,191.81	4,774	4,774
5003-5106-10 LIFE INSURANCE	693.07	792	792
5003-5107-10 UNEMPLOYMENT INSURANCE	1,169.58	1,449	725
5003-5109-10 WORKER'S COMPENSATION	6,067.01	7,411	7,411
TOTAL BENEFITS	202,788.63	232,411	240,553
SUPPLIES/MATERIALS			
5003-5201-10 SUPPLIES/OTH OPER EXP	22,511.80	26,149	26,086
5003-5228-10 LAW BOOKS	357.50	200	800
5003-5231-10 NON-CAPITAL EQUIPMENT	1,488.00	1,834	0
TOTAL SUPPLIES/MATERIALS	24,357.30	28,183	26,886
MAINTENANCE			
5003-5301-10 EQUIPMENT OPER/MAINT	275.00	600	600
TOTAL MAINTENANCE	275.00	600	600
UTILITIES			
5003-5401-10 COMMUNICATIONS - MONTHLY	380.79	995	450
TOTAL UTILITIES	380.79	995	450
TRAINING/DUES			
5003-5503-10 TRAVEL AND TRAINING	4,618.75	6,300	6,300
TOTAL TRAINING/DUES	4,618.75	6,300	6,300
TOTAL 003-COUNTY CLERK	875,928.67	1,048,623	1,054,923

STATE OF TEXAS

COUNTY OF LUBBOCK

LUBBOCK COUNTY
ADOPTED BUDGET REPORT
AS OF: OCTOBER 1ST, 2009
FISCAL YEAR 2009-2010

011-GENERAL FUND
004-INFORMATION SERVICES

EXPENDITURES	2007-2008 YTD ACTUAL	ORIGINAL BUDGET FY09	ADOPTED BUDGET FY10
SALARIES			
5004-5006-10 STAFF EMPLOYEES	518,460.68	663,440	663,440
5004-5007-10 OVERTIME COMPENSATION	1,610.96	10,000	10,000
5004-5008-10 SEASONAL/TEMPORARY	717.00	0	0
TOTAL SALARIES	520,788.64	673,440	673,440
BENEFITS			
5004-5101-10 FICA	31,092.84	41,753	41,753
5004-5102-10 MEDICARE	7,271.56	9,764	9,765
5004-5103-10 RETIREMENT	46,234.52	55,392	63,371
5004-5104-10 GROUP HEALTH INSURANCE	55,115.45	64,350	64,350
5004-5105-10 GROUP DENTAL INSURANCE	2,794.94	3,255	3,255
5004-5106-10 LIFE INSURANCE	462.13	540	540
5004-5107-10 UNEMPLOYMENT INSURANCE	1,050.08	1,347	673
5004-5109-10 WORKER'S COMPENSATION	4,919.24	6,398	6,398
TOTAL BENEFITS	148,940.76	182,799	190,105
SUPPLIES/MATERIALS			
5004-5201-10 SUPPLIES/OTH OPER EXP	63,739.04	114,031	146,584
5004-5224-10 UNIFORMS	1,228.85	1,400	1,400
5004-5230-10 NON-CAPITAL SOFTWARE	27,365.22	37,211	2,000
5004-5231-10 NON CAPITAL EQUIPMENT	231,156.92	0	27,682
TOTAL SUPPLIES/MATERIALS	323,490.03	152,642	177,666
MAINTENANCE			
5004-5301-10 EQUIPMENT OPER/MAINT	24,645.42	80,592	211,778
5004-5302-10 VEHICLE OPERATION/MAINTENAN	0.00	2,400	3,600
5004-5308-10 SOFTWARE MAINTENANCE	190,778.24	294,772	320,888
TOTAL MAINTENANCE	215,423.66	377,764	536,266
UTILITIES			
5004-5401-10 COMMUNICATIONS - MONTHLY	15,829.27	27,805	9,707
TOTAL UTILITIES	15,829.27	27,805	9,707
TRAINING/DUES			
5004-5503-10 TRAVEL AND TRAINING	14,545.76	26,300	31,000
TOTAL TRAINING/DUES	14,545.76	26,300	31,000

LUBBOCK COUNTY
ADOPTED BUDGET REPORT
AS OF: OCTOBER 1ST, 2009
FISCAL YEAR 2009-2010

011-GENERAL FUND
004-INFORMATION SERVICES

EXPENDITURES	2007-2008 YTD ACTUAL	ORIGINAL BUDGET FY09	ADOPTED BUDGET FY10
PROF/CONTRACT SERV			
5004-5614-10 PROFESSIONAL SERVICES	594,151.07	600,943	615,967
5004-5622-10 CONTRACT SERVICES	615,243.32	868,889	849,482
TOTAL PROF/CONTRACT SERV	1,209,394.39	1,469,833	1,465,449
RENTALS/LEASES			
5004-5701-10 RENTALS AND LEASES	126.65	100	0
TOTAL RENTALS/LEASES	126.65	100	0
TOTAL 004-INFORMATION SERVICES	2,448,539.16	2,910,683	3,083,633

L U B B O C K C O U N T Y
ADOPTED BUDGET REPORT
AS OF: OCTOBER 1ST, 2009
FISCAL YEAR 2009-2010

011-GENERAL FUND
006-SELF INSUR CLAIMS

EXPENDITURES	2007-2008 YTD ACTUAL	ORIGINAL BUDGET FY09	ADOPTED BUDGET FY10
INSURANCE/BONDS			
5006-5820-10 CLAIMS EXPENSE PROPERTY	0.00	5,000	5,000
5006-5822-10 CLAIMS EXPENSE GEN LIABILIT	0.00	45,000	45,000
TOTAL INSURANCE/BONDS	0.00	50,000	50,000
TOTAL 006-SELF INSUR CLAIMS	0.00	50,000	50,000

STATE OF TEXAS

COUNTY OF LUBBOCK

LUBBOCK COUNTY
ADOPTED BUDGET REPORT
AS OF: OCTOBER 1ST, 2009
FISCAL YEAR 2009-2010

011-GENERAL FUND
007-NON-DEPARTMENTAL

EXPENDITURES	2007-2008 YTD ACTUAL	ORIGINAL BUDGET FY09	ADOPTED BUDGET FY10
SUPPLIES/MATERIALS			
5007-5201-10 SUPPLIES/OTH OPER EXP	(180.70)	9,500	8,500
5007-5210-10 IS-NETWORK PRINTER/MAINT/SU	229,204.73	271,600	280,000
5007-5225-10 POSTAGE	348,484.17	375,000	350,000
5007-5231-10 NON-CAPITAL EQUIPMENT-LCIS	0.00	0	86,140
TOTAL SUPPLIES/MATERIALS	577,508.20	656,100	724,640
UTILITIES			
5007-5401-10 COMMUNICATIONS - MONTHLY	125,908.34	116,000	155,304
5007-5402-10 TELEPHONE - LONG DISTANCE	11,602.72	15,000	15,000
TOTAL UTILITIES	137,511.06	131,000	170,304
TRAINING/DUES			
5007-5505-10 ASSOCIATION DUES	65,015.41	72,893	79,482
TOTAL TRAINING/DUES	65,015.41	72,893	79,482
PROF/CONTRACT SERV			
5007-5614-10 PROFESSIONAL SERVICES	204,541.73	301,798	411,798
5007-5622-10 CONTRACT SERVICES	20,884.66	75,000	81,251
5007-5623-10 INTER LOCAL AGREEMENTS	670,882.00	814,076	819,017
TOTAL PROF/CONTRACT SERV	896,308.39	1,190,874	1,312,066
INSURANCE/BONDS			
5007-5801-10 INSURANCE AND BONDS	209,027.24	331,988	332,092
5007-5802-10 PUBLIC OFFICIALS LIAB INS	242,369.96	496,612	496,612
5007-5830-10 CIVIL JUDGEMENTS	50,000.00	50,000	50,000
TOTAL INSURANCE/BONDS	501,397.20	878,600	878,704
OTHER CHARGES			
5007-5995-10 CONTINGENCY-PAYROLL	0.00	0	406,463
5007-5998-10 CONTINGENCY	183,056.67	300,000	400,000
5007-5999-10 OTHER CHARGES	66,844.79	250,000	250,000
TOTAL OTHER CHARGES	249,901.46	550,000	1,056,463

L U B B O C K C O U N T Y
ADOPTED BUDGET REPORT
AS OF: OCTOBER 1ST, 2009
FISCAL YEAR 2009-2010

011-GENERAL FUND
007-NON-DEPARTMENTAL

EXPENDITURES	2007-2008 YTD ACTUAL	ORIGINAL BUDGET FY09	ADOPTED BUDGET FY10
CAPITAL OUTLAY			
6007-6604-10 CAPITAL OUTLAY-INFO SERVICE	63,542.56	114,053	75,656
6007-6612-15 CAPITAL OUTLAY-AUDITOR	0.00	100,000	0
6007-6613-15 CAPITAL OUTLAY-HUMAN RESOUR	6,357.00	0	0
6007-6631-20 CAPITAL OUATLAY-JUSTICE COU	0.00	75,000	0
6007-6641-30 CAPITAL OUTLAY-CONSTABLES	20,739.97	0	0
6007-6645-30 CAPITAL OUTLAY-MEDICAL EXAM	0.00	0	94,455
6007-6646-30 CAPITAL OUTLAY-SHERIFF	227,551.28	295,962	0
6007-6647-30 CAPITAL OUTLAY-JAIL	22,146.00	108,000	0
6007-6661-30 CAPITAL OUTLAY-MAINTAINENCE	33,131.36	0	0
6007-6672-60 CAPITAL OUTLAY-EXTENSION OF	0.00	35,000	0
6007-6677-70 CAPITAL OUTLAY-ELECTIONS	0.00	0	0
TOTAL CAPITAL OUTLAY	373,468.17	728,015	170,111
TOTAL 007-NON-DEPARTMENTAL	2,427,641.72	3,479,467	4,221,659

L U B B O C K C O U N T Y
ADOPTED BUDGET REPORT
AS OF: OCTOBER 1ST, 2009
FISCAL YEAR 2009-2010

011-GENERAL FUND
008-ADMIN. RESEARCH

EXPENDITURES	2007-2008 YTD ACTUAL	ORIGINAL BUDGET FY09	ADOPTED BUDGET FY10
SALARIES			
5008-5006-10 STAFF EMPLOYEES	91,218.81	98,355	108,855
TOTAL SALARIES	91,218.81	98,355	108,855
BENEFITS			
5008-5101-10 FICA	5,315.51	6,098	6,253
5008-5102-10 MEDICARE	1,243.15	1,426	1,462
5008-5103-10 RETIREMENT	8,036.71	8,289	9,490
5008-5104-10 GROUP HEALTH INSURANCE	12,700.11	12,870	12,870
5008-5105-10 GROUP DENTAL INSURANCE	650.97	651	651
5008-5106-10 LIFE INSURANCE	107.64	108	108
5008-5107-10 UNEMPLOYMENT INSURANCE	181.70	197	101
5008-5109-10 WORKER'S COMPENSATION	851.40	934	958
TOTAL BENEFITS	29,087.19	30,573	31,893
SUPPLIES/MATERIALS			
5008-5201-10 SUPPLIES/OTH OPER EXP	1,428.81	3,000	3,000
5008-5231-10 NON-CAPITAL EQUIPMENT	1,400.00	0	0
TOTAL SUPPLIES/MATERIALS	2,828.81	3,000	3,000
TRAINING/DUES			
5008-5503-10 TRAVEL AND TRAINING	902.86	2,000	1,000
TOTAL TRAINING/DUES	902.86	2,000	1,000
TOTAL 008-ADMIN. RESEARCH	124,037.67	133,928	144,748

LUBBOCK COUNTY
ADOPTED BUDGET REPORT
AS OF: OCTOBER 1ST, 2009
FISCAL YEAR 2009-2010

011-GENERAL FUND
009-TREASURER

EXPENDITURES	2007-2008 YTD ACTUAL	ORIGINAL BUDGET FY09	ADOPTED BUDGET FY10
SALARIES			
5009-5001-15 ELECTED OFFICIALS	49,481.35	49,520	49,520
5009-5006-15 STAFF EMPLOYEES	84,998.20	96,126	96,126
TOTAL SALARIES	134,479.55	145,646	145,646
BENEFITS			
5009-5101-15 FICA	8,023.51	9,030	9,030
5009-5102-15 MEDICARE	1,876.53	2,112	2,112
5009-5103-15 RETIREMENT	11,865.02	12,166	13,705
5009-5104-15 GROUP HEALTH INSURANCE	16,533.69	17,160	17,160
5009-5105-15 GROUP DENTAL INSURANCE	798.47	868	868
5009-5106-15 LIFE INSURANCE	131.66	144	144
5009-5107-15 UNEMPLOYMENT INSURANCE	170.01	250	146
5009-5109-15 WORKER'S COMPENSATION	1,265.33	1,384	1,384
TOTAL BENEFITS	40,664.22	43,114	44,549
SUPPLIES/MATERIALS			
5009-5201-15 SUPPLIES/OTH OPER EXP	4,995.43	10,993	7,079
5009-5231-15 NON-CAPITAL EQUIPMENT	6,938.26	0	0
TOTAL SUPPLIES/MATERIALS	11,933.69	10,993	7,079
TRAINING/DUES			
5009-5503-15 TRAVEL AND TRAINING	2,404.87	4,500	4,500
TOTAL TRAINING/DUES	2,404.87	4,500	4,500
INSURANCE/BONDS			
5009-5801-15 INSURANCE AND BONDS	0.00	0	0
TOTAL INSURANCE/BONDS	0.00	0	0
TOTAL 009-TREASURER	189,482.33	204,253	201,774

LUBBOCK COUNTY
ADOPTED BUDGET REPORT
AS OF: OCTOBER 1ST, 2009
FISCAL YEAR 2009-2010

011-GENERAL FUND
010-TAX OFFICE

EXPENDITURES	2007-2008 YTD ACTUAL	ORIGINAL BUDGET FY09	ADOPTED BUDGET FY10
SALARIES			
5010-5001-15 ELECTED OFFICIALS	59,892.25	60,000	60,000
5010-5006-15 STAFF EMPLOYEES	766,154.35	908,862	908,862
TOTAL SALARIES	826,046.60	968,862	968,862
BENEFITS			
5010-5101-15 FICA	49,102.99	60,070	60,069
5010-5102-15 MEDICARE	11,483.75	14,049	14,048
5010-5103-15 RETIREMENT	73,221.21	79,661	91,170
5010-5104-15 GROUP HEALTH INSURANCE	127,307.07	128,700	128,700
5010-5105-15 GROUP DENTAL INSURANCE	6,145.61	6,510	6,510
5010-5106-15 LIFE INSURANCE	1,016.23	1,080	1,080
5010-5107-15 UNEMPLOYMENT INSURANCE	1,546.54	1,818	909
5010-5109-15 WORKER'S COMPENSATION	7,803.02	9,204	9,204
TOTAL BENEFITS	277,626.42	301,092	311,690
SUPPLIES/MATERIALS			
5010-5201-15 SUPPLIES/OTH OPER EXP	21,315.11	28,522	24,130
5010-5230-15 NON-CAPITAL SOFTWARE	481.86	0	0
5010-5231-15 NON-CAPITAL EQUIPMENT	0.00	2,500	0
TOTAL SUPPLIES/MATERIALS	21,796.97	31,022	24,130
MAINTENANCE			
5010-5301-15 EQUIPMENT OPER/MAINT	1,510.00	2,600	1,600
TOTAL MAINTENANCE	1,510.00	2,600	1,600
UTILITIES			
5010-5401-15 MONTHLY COMMUNICATIONS	216.20	420	456
TOTAL UTILITIES	216.20	420	456
TRAINING/DUES			
5010-5503-15 TRAVEL AND TRAINING	3,201.41	7,000	10,000
TOTAL TRAINING/DUES	3,201.41	7,000	10,000
RENTALS/LEASES			
5010-5701-15 RENTALS AND LEASES	0.00	600	0
5010-5702-15 BUILDING RENTAL	6,754.08	7,100	7,446
TOTAL RENTALS/LEASES	6,754.08	7,700	7,446

L U B B O C K C O U N T Y
ADOPTED BUDGET REPORT
AS OF: OCTOBER 1ST, 2009
FISCAL YEAR 2009-2010

011-GENERAL FUND
010-TAX OFFICE

EXPENDITURES	2007-2008 YTD ACTUAL	ORIGINAL BUDGET FY09	ADOPTED BUDGET FY10
INSURANCE/BONDS			
5010-5801-15 INSURANCE AND BONDS	71.00	750	0
TOTAL INSURANCE/BONDS	71.00	750	0
TOTAL 010-TAX OFFICE	1,137,222.68	1,319,446	1,324,184

LUBBOCK COUNTY
ADOPTED BUDGET REPORT
AS OF: OCTOBER 1ST, 2009
FISCAL YEAR 2009-2010

011-GENERAL FUND
011-PURCHASING

EXPENDITURES	2007-2008 YTD ACTUAL	ORIGINAL BUDGET FY09	ADOPTED BUDGET FY10
SALARIES			
5011-5006-15 STAFF EMPLOYEES	148,434.76	162,877	162,877
5011-5007-15 OVERTIME COMPENSATION	270.34	0	0
5011-5008-15 SEASONAL/TEMPORARY	0.00	4,968	4,968
TOTAL SALARIES	148,705.10	167,845	167,845
BENEFITS			
5011-5101-15 FICA	9,102.68	10,406	10,406
5011-5102-15 MEDICARE	2,128.90	2,433	2,434
5011-5103-15 RETIREMENT	13,157.38	13,697	15,327
5011-5104-15 GROUP HEALTH INSURANCE	13,450.11	17,160	17,160
5011-5105-15 GROUP DENTAL INSURANCE	650.97	868	868
5011-5106-15 LIFE INSURANCE	143.52	144	144
5011-5107-15 UNEMPLOYMENT INSURANCE	303.87	336	168
5011-5109-15 WORKER'S COMPENSATION	1,422.15	1,595	1,595
TOTAL BENEFITS	40,359.58	46,639	48,102
SUPPLIES/MATERIALS			
5011-5201-15 SUPPLIES/OTH OPER EXP	6,057.38	6,000	6,000
5011-5231-15 NON-CAPITAL EQUIPMENT	1,727.20	1,000	0
TOTAL SUPPLIES/MATERIALS	7,784.58	7,000	6,000
MAINTENANCE			
5011-5301-15 EQUIPMENT OPER/MAINT	100.00	300	300
5011-5302-15 VEHICLE OPERATION/MAINT	394.49	500	500
TOTAL MAINTENANCE	494.49	800	800
UTILITIES			
5011-5401-15 COMMUNICATIONS - MONTHLY	587.94	600	600
TOTAL UTILITIES	587.94	600	600
TRAINING/DUES			
5011-5503-15 TRAVEL AND TRAINING	433.23	1,800	1,800
TOTAL TRAINING/DUES	433.23	1,800	1,800
RENTALS/LEASES			
5011-5701-15 RENTALS AND LEASES	21,132.00	22,000	22,000
TOTAL RENTALS/LEASES	21,132.00	22,000	22,000

L U B B O C K C O U N T Y
ADOPTED BUDGET REPORT
AS OF: OCTOBER 1ST, 2009
FISCAL YEAR 2009-2010

011-GENERAL FUND
011-PURCHASING

EXPENDITURES	2007-2008 YTD ACTUAL	ORIGINAL BUDGET FY09	ADOPTED BUDGET FY10
INSURANCE/BONDS			
5011-5801-15 INSURANCE AND BONDS	71.00	100	100
TOTAL INSURANCE/BONDS	71.00	100	100
TOTAL 011-PURCHASING	219,567.92	246,784	247,247

L U B B O C K C O U N T Y
ADOPTED BUDGET REPORT
AS OF: OCTOBER 1ST, 2009
FISCAL YEAR 2009-2010

011-GENERAL FUND
012-AUDITOR

EXPENDITURES	2007-2008 YTD ACTUAL	ORIGINAL BUDGET FY09	ADOPTED BUDGET FY10
SALARIES			
5012-5002-15 APPOINTED OFFICIALS	96,759.87	100,600	100,600
5012-5006-15 STAFF EMPLOYEES	291,729.59	411,782	459,975
5012-5007-15 OVERTIME COMPENSATION	(103.42)	500	500
5012-5008-15 SEASONAL/TEMPORARY	1,836.55	9,300	9,300
5012-5009-15 PART TIME POSITION	4,960.20	13,125	13,125
TOTAL SALARIES	395,182.79	535,307	583,500
BENEFITS			
5012-5101-15 FICA	23,554.61	33,190	36,177
5012-5102-15 MEDICARE	5,508.51	7,762	8,461
5012-5103-15 RETIREMENT	34,964.44	45,353	54,032
5012-5104-15 GROUP HEALTH INSURANCE	40,916.51	47,190	51,480
5012-5105-15 GROUP DENTAL INSURANCE	1,981.96	2,387	2,604
5012-5106-15 LIFE INSURANCE	326.82	396	432
5012-5107-12 UNEMPLOYMENT INSURANCE	796.29	1,070	584
5012-5109-15 WORKER'S COMPENSATION	3,742.01	5,085	5,543
TOTAL BENEFITS	111,791.15	142,433	159,313
SUPPLIES/MATERIALS			
5012-5201-15 SUPPLIES/OTH OPER EXP	10,442.80	11,775	14,900
5012-5230-15 NON-CAPITAL SOFTWARE	2,829.85	9,500	9,500
5012-5231-15 NON-CAPITAL EQUIPMENT	1,384.80	0	0
TOTAL SUPPLIES/MATERIALS	14,657.45	21,275	24,400
MAINTENANCE			
5012-5301-15 EQUIPMENT OPER/MAINT	0.00	500	500
5012-5308-15 SOFTWARE MAINTENANCE	35,946.99	39,080	45,850
TOTAL MAINTENANCE	35,946.99	39,580	46,350
UTILITIES			
5012-5401-15 COMMUNICATIONS - MONTHLY	0.00	0	600
TOTAL UTILITIES	0.00	0	600
TRAINING/DUES			
5012-5503-15 TRAVEL AND TRAINING	10,754.05	13,798	13,798
TOTAL TRAINING/DUES	10,754.05	13,798	13,798

L U B B O C K C O U N T Y
ADOPTED BUDGET REPORT
AS OF: OCTOBER 1ST, 2009
FISCAL YEAR 2009-2010

011-GENERAL FUND
012-AUDITOR

EXPENDITURES	2007-2008 YTD ACTUAL	ORIGINAL BUDGET FY09	ADOPTED BUDGET FY10
INSURANCE/BONDS			
5012-5801-15 INSURANCE AND BONDS	92.50	0	100
TOTAL INSURANCE/BONDS	92.50	0	100
TOTAL 012-AUDITOR	568,424.93	752,393	828,061

L U B B O C K C O U N T Y
ADOPTED BUDGET REPORT
AS OF: OCTOBER 1ST, 2009
FISCAL YEAR 2009-2010

011-GENERAL FUND
013-HUMAN RESOURCES

EXPENDITURES	2007-2008 YTD ACTUAL	ORIGINAL BUDGET FY09	ADOPTED BUDGET FY10
SALARIES			
5013-5006-15 STAFF EMPLOYEES	181,341.37	197,365	197,365
TOTAL SALARIES	181,341.37	197,365	197,365
BENEFITS			
5013-5101-15 FICA	11,030.91	12,237	12,237
5013-5102-15 MEDICARE	2,580.00	2,862	2,862
5013-5103-15 RETIREMENT	15,802.30	17,348	18,572
5013-5104-15 GROUP HEALTH INSURANCE	16,118.48	17,160	17,160
5013-5105-15 GROUP DENTAL INSURANCE	776.11	868	868
5013-5106-15 LIFE INSURANCE	128.34	144	144
5013-5107-15 UNEMPLOYMENT INSURANCE	368.26	395	197
5013-5109-15 WORKER'S COMPENSATION	1,727.57	1,875	1,875
TOTAL BENEFITS	48,531.97	52,889	53,915
SUPPLIES/MATERIALS			
5013-5201-15 SUPPLIES/OTH OPER EXP	6,051.48	8,250	7,500
5013-5228-15 LAW BOOKS	586.31	500	600
5013-5230-15 NON-CAPITAL SOFTWARE	134.00	0	0
5013-5231-15 NON-CAPITAL EQUIPMENT	0.00	2,300	0
TOTAL SUPPLIES/MATERIALS	6,771.79	11,050	8,100
UTILITIES			
5013-5401-15 COMMUNICATIONS - MONTHLY	1,026.28	1,875	900
TOTAL UTILITIES	1,026.28	1,875	900
TRAINING/DUES			
5013-5503-15 TRAVEL AND TRAINING	4,712.76	7,851	3,500
TOTAL TRAINING/DUES	4,712.76	7,851	3,500
PROF/CONTRACT SERV			
5013-5614-15 PROFESSIONAL SERVICES	51,989.99	75,900	76,250
5013-5615-15 PROFESSIONAL DEVELOPMENT	0.00	3,500	7,000
TOTAL PROF/CONTRACT SERV	51,989.99	79,400	83,250
TOTAL 013-HUMAN RESOURCES	294,374.16	350,430	347,030

LUBBOCK COUNTY
ADOPTED BUDGET REPORT
AS OF: OCTOBER 1ST, 2009
FISCAL YEAR 2009-2010

011-GENERAL FUND
014-COURTS

EXPENDITURES	2007-2008 YTD ACTUAL	ORIGINAL BUDGET FY09	ADOPTED BUDGET FY10
SALARIES			
5014-5001-20 ELECTED OFFICIALS	506,306.95	507,000	507,000
5014-5002-20 APPOINTED OFFICIALS	1,287,152.09	1,476,341	1,476,341
5014-5006-20 STAFF EMPLOYEES	75,795.64	86,383	86,383
5014-5008-20 SEASONAL/TEMPORARY	22,575.20	40,000	20,000
5014-5009-20 PART TIME POSITION	0.00	0	21,821
TOTAL SALARIES	1,891,829.88	2,109,724	2,111,545
BENEFITS			
5014-5101-20 FICA	101,158.09	130,802	130,916
5014-5102-20 MEDICARE	26,245.05	30,595	30,622
5014-5103-20 RETIREMENT	167,221.30	174,507	196,818
5014-5104-20 GROUP HEALTH INSURANCE	146,268.16	154,440	158,730
5014-5105-20 GROUP DENTAL INSURANCE	7,477.80	7,812	8,029
5014-5106-20 LIFE INSURANCE	1,277.61	1,296	1,332
5014-5107-20 UNEMPLOYMENT INSURANCE	2,789.72	3,206	1,605
5014-5109-20 WORKER'S COMPENSATION	17,079.54	19,187	19,205
TOTAL BENEFITS	469,517.27	521,845	547,257
SUPPLIES/MATERIALS			
5014-5201-20 SUPPLIES/OTH OPER EXP	103,179.67	60,000	60,000
5014-5228-20 LAW BOOKS	4,097.86	4,500	4,500
5014-5231-20 NON-CAPITAL EQUIPMENT	1,552.00	0	0
TOTAL SUPPLIES/MATERIALS	108,829.53	64,500	64,500
TRAINING/DUES			
5014-5503-20 TRAVEL AND TRAINING	36,688.14	32,000	32,000
TOTAL TRAINING/DUES	36,688.14	32,000	32,000
INSURANCE/BONDS			
5014-5801-20 INSURANCE AND BONDS	455.00	250	250
TOTAL INSURANCE/BONDS	455.00	250	250
TOTAL 014-COURTS	2,507,319.82	2,728,319	2,755,552

LUBBOCK COUNTY
ADOPTED BUDGET REPORT
AS OF: OCTOBER 1ST, 2009
FISCAL YEAR 2009-2010

011-GENERAL FUND
023-DISTRICT CLERK

EXPENDITURES	2007-2008 YTD ACTUAL	ORIGINAL BUDGET FY09	ADOPTED BUDGET FY10
SALARIES			
5023-5001-20 ELECTED OFFICIALS	55,796.25	55,840	55,840
5023-5006-20 STAFF EMPLOYEES	731,004.00	864,667	864,667
5023-5007-20 OVERTIME COMPENSATION	5,351.33	6,500	6,500
5023-5008-20 SEASONAL/TEMPORARY	27,291.88	22,000	22,000
5023-5009-20 PART TIME POSITION	319.80	0	0
TOTAL SALARIES	819,763.26	949,007	949,007
BENEFITS			
5023-5101-20 FICA	48,439.52	58,838	58,838
5023-5102-20 MEDICARE	11,328.96	13,761	13,761
5023-5103-20 RETIREMENT	70,359.91	76,421	87,232
5023-5104-20 GROUP HEALTH INSURANCE	115,477.04	124,410	124,410
5023-5105-20 GROUP DENTAL INSURANCE	5,602.32	6,293	6,293
5023-5106-20 LIFE INSURANCE	962.01	1,044	1,044
5023-5107-20 UNEMPLOYMENT INSURANCE	1,528.46	1,786	894
5023-5109-20 WORKER'S COMPENSATION	7,737.17	9,016	9,016
TOTAL BENEFITS	261,435.39	291,569	301,488
SUPPLIES/MATERIALS			
5023-5201-20 SUPPLIES/OTH OPER EXP	29,679.22	31,975	28,415
5023-5228-20 LAW BOOKS	355.90	510	510
TOTAL SUPPLIES/MATERIALS	30,035.12	32,485	28,925
MAINTENANCE			
5023-5301-20 EQUIPMENT OPER/MAINT	2,070.00	1,810	1,850
TOTAL MAINTENANCE	2,070.00	1,810	1,850
TRAINING/DUES			
5023-5503-20 TRAVEL AND TRAINING	4,798.90	6,000	6,000
TOTAL TRAINING/DUES	4,798.90	6,000	6,000
TOTAL 023-DISTRICT CLERK	1,118,102.67	1,280,871	1,287,270

LUBBOCK COUNTY
ADOPTED BUDGET REPORT
AS OF: OCTOBER 1ST, 2009
FISCAL YEAR 2009-2010

011-GENERAL FUND
030-JUDICIAL COMPLIANCE

EXPENDITURES	2007-2008 YTD ACTUAL	ORIGINAL BUDGET FY09	ADOPTED BUDGET FY10
SALARIES			
5030-5006-10 STAFF EMPLOYEES	176,365.66	224,138	224,138
TOTAL SALARIES	176,365.66	224,138	224,138
BENEFITS			
5030-5101-10 FICA	10,531.53	13,897	13,897
5030-5102-10 MEDICARE	2,463.02	3,250	3,250
5030-5103-10 RETIREMENT	15,844.36	18,917	21,091
5030-5104-10 GROUP HEALTH INSURANCE	25,110.09	25,740	25,740
5030-5105-10 GROUP DENTAL INSURANCE	1,246.99	1,302	1,302
5030-5106-10 LIFE INSURANCE	205.64	216	216
5030-5107-10 UNEMPLOYMENT INSURANCE	360.15	448	224
5030-5109-10 WORKER'S COMPENSATION	1,685.23	2,129	2,129
TOTAL BENEFITS	57,447.01	65,899	67,849
SUPPLIES/MATERIALS			
5030-5201-10 SUPPLIES/OTH OPER EXP	2,800.50	3,500	3,500
TOTAL SUPPLIES/MATERIALS	2,800.50	3,500	3,500
UTILITIES			
5030-5401-10 COMMUNICATIONS - MONTHLY	380.64	500	500
TOTAL UTILITIES	380.64	500	500
TRAINING/DUES			
5030-5503-10 TRAVEL AND TRAINING	3,342.08	3,500	3,500
TOTAL TRAINING/DUES	3,342.08	3,500	3,500
PROF/CONTRACT SERV			
5030-5614-10 PROFESSIONAL SERVICES	0.00	250	2,000
TOTAL PROF/CONTRACT SERV	0.00	250	2,000
TOTAL 030-JUDICIAL COMPLIANCE	240,335.89	297,787	301,487

LUBBOCK COUNTY
ADOPTED BUDGET REPORT
AS OF: OCTOBER 1ST, 2009
FISCAL YEAR 2009-2010

011-GENERAL FUND
031-JP 1

EXPENDITURES	2007-2008 YTD ACTUAL	ORIGINAL BUDGET FY09	ADOPTED BUDGET FY10
SALARIES			
5031-5001-20 ELECTED OFFICIALS	49,495.94	55,840	55,840
5031-5006-20 STAFF EMPLOYEES	98,120.72	125,387	125,387
TOTAL SALARIES	147,616.66	181,227	181,227
BENEFITS			
5031-5101-20 FICA	8,588.11	11,236	11,236
5031-5102-20 MEDICARE	2,008.29	2,628	2,628
5031-5103-20 RETIREMENT	13,241.81	15,118	17,054
5031-5104-20 GROUP HEALTH INSURANCE	19,814.48	21,450	21,450
5031-5105-20 GROUP DENTAL INSURANCE	963.15	1,085	1,085
5031-5106-20 LIFE INSURANCE	159.25	180	180
5031-5107-20 UNEMPLOYMENT INSURANCE	197.44	250	125
5031-5109-20 WORKER'S COMPENSATION	1,403.86	1,722	1,722
TOTAL BENEFITS	46,376.39	53,669	55,480
SUPPLIES/MATERIALS			
5031-5201-20 SUPPLIES/OTH OPER EXP	3,831.85	2,800	2,800
5031-5228-20 LAW BOOKS	101.00	500	500
5031-5230-20 NON-CAPITAL SOFTWARE	0.00	200	200
TOTAL SUPPLIES/MATERIALS	3,932.85	3,500	3,500
UTILITIES			
5031-5401-20 COMMUNICATIONS - MONTHLY	370.87	444	444
TOTAL UTILITIES	370.87	444	444
TRAINING/DUES			
5031-5503-20 TRAVEL AND TRAINING	2,936.14	1,000	2,500
TOTAL TRAINING/DUES	2,936.14	1,000	2,500
TOTAL 031-JP 1	201,232.91	239,840	243,151

L U B B O C K C O U N T Y
ADOPTED BUDGET REPORT
AS OF: OCTOBER 1ST, 2009
FISCAL YEAR 2009-2010

011-GENERAL FUND
032-JP 2

EXPENDITURES	2007-2008 YTD ACTUAL	ORIGINAL BUDGET FY09	ADOPTED BUDGET FY10
SALARIES			
5032-5001-20 ELECTED OFFICIALS	49,481.35	49,520	55,840
5032-5006-20 STAFF EMPLOYEES	75,505.25	91,475	91,475
5032-5007-20 OVERTIME COMPENSATION	0.00	200	200
5032-5008-20 SEASONAL/TEMPORARY	7,448.76	8,000	10,000
TOTAL SALARIES	132,435.36	149,195	157,515
BENEFITS			
5032-5101-20 FICA	8,052.86	9,249	9,765
5032-5102-20 MEDICARE	1,883.24	2,163	2,284
5032-5103-20 RETIREMENT	11,175.20	11,851	13,882
5032-5104-20 GROUP HEALTH INSURANCE	13,450.11	17,160	17,160
5032-5105-20 GROUP DENTAL INSURANCE	867.96	868	868
5032-5106-20 LIFE INSURANCE	143.52	144	144
5032-5107-20 UNEMPLOYMENT INSURANCE	167.51	199	101
5032-5109-20 WORKER'S COMPENSATION	1,254.41	1,417	2,041
TOTAL BENEFITS	36,994.81	43,051	46,245
SUPPLIES/MATERIALS			
5032-5201-20 SUPPLIES/OTH OPER EXP	4,184.56	4,000	4,000
TOTAL SUPPLIES/MATERIALS	4,184.56	4,000	4,000
TRAINING/DUES			
5032-5503-20 TRAVEL AND TRAINING	769.97	2,500	2,500
TOTAL TRAINING/DUES	769.97	2,500	2,500
OTHER CHARGES			
5032-5999-20 OTHER CHARGES	0.00	350	350
TOTAL OTHER CHARGES	0.00	350	350
TOTAL 032-JP 2	174,384.70	199,096	210,610

LUBBOCK COUNTY
ADOPTED BUDGET REPORT
AS OF: OCTOBER 1ST, 2009
FISCAL YEAR 2009-2010

011-GENERAL FUND
033-JP 3

EXPENDITURES	2007-2008 YTD ACTUAL	ORIGINAL BUDGET FY09	ADOPTED BUDGET FY10
SALARIES			
5033-5001-20 ELECTED OFFICIALS	49,481.35	49,520	55,840
5033-5006-20 STAFF EMPLOYEES	72,966.34	107,396	107,396
5033-5007-20 OVERTIME COMPENSATION	0.00	0	0
5033-5008-20 SEASONAL/TEMPORARY	6,207.38	10,000	10,000
TOTAL SALARIES	128,655.07	166,916	173,236
BENEFITS			
5033-5101-20 FICA	7,569.21	10,348	10,741
5033-5102-20 MEDICARE	1,770.36	2,420	2,512
5033-5103-20 RETIREMENT	10,921.42	13,260	15,361
5033-5104-20 GROUP HEALTH INSURANCE	16,933.48	17,160	17,160
5033-5105-20 GROUP DENTAL INSURANCE	867.96	868	868
5033-5106-20 LIFE INSURANCE	143.52	144	144
5033-5107-20 UNEMPLOYMENT INSURANCE	160.29	235	117
5033-5109-20 WORKER'S COMPENSATION	1,215.84	1,586	2,190
TOTAL BENEFITS	39,582.08	46,021	49,093
SUPPLIES/MATERIALS			
5033-5201-20 SUPPLIES/OTH OPER EXP	1,686.97	7,350	8,550
5033-5228-20 LAW BOOKS	0.00	0	500
TOTAL SUPPLIES/MATERIALS	1,686.97	7,350	9,050
TRAINING/DUES			
5033-5503-20 TRAVEL AND TRAINING	1,203.96	2,500	2,500
TOTAL TRAINING/DUES	1,203.96	2,500	2,500
INSURANCE/BONDS			
5033-5801-20 INSURANCE AND BONDS	0.00	100	200
TOTAL INSURANCE/BONDS	0.00	100	200
OTHER CHARGES			
5033-5999-20 OTHER CHARGES	1,942.50	2,500	2,500
TOTAL OTHER CHARGES	1,942.50	2,500	2,500
TOTAL 033-JP 3	173,070.58	225,387	236,579

L U B B O C K C O U N T Y
ADOPTED BUDGET REPORT
AS OF: OCTOBER 1ST, 2009
FISCAL YEAR 2009-2010

011-GENERAL FUND
034-JP 4

EXPENDITURES	2007-2008 YTD ACTUAL	ORIGINAL BUDGET FY09	ADOPTED BUDGET FY10
SALARIES			
5034-5001-20 ELECTED OFFICIALS	49,481.35	49,520	55,840
5034-5006-20 STAFF EMPLOYEES	85,269.34	94,926	124,456
5034-5007-20 OVERTIME COMPENSATION	601.21	200	200
5034-5008-20 SEASONAL/TEMPORARY	9,669.60	0	0
5034-5009-20 PART TIME POSITION	39.00	20,800	0
TOTAL SALARIES	145,060.50	165,446	180,496
BENEFITS			
5034-5101-20 FICA	8,753.00	10,258	11,190
5034-5102-20 MEDICARE	2,047.37	2,399	2,617
5034-5103-20 RETIREMENT	11,992.83	13,922	16,986
5034-5104-20 GROUP HEALTH INSURANCE	16,933.48	21,450	21,450
5034-5105-20 GROUP DENTAL INSURANCE	867.96	1,085	1,085
5034-5106-20 LIFE INSURANCE	143.52	180	180
5034-5107-20 UNEMPLOYMENT INSURANCE	186.39	232	125
5034-5109-20 WORKER'S COMPENSATION	1,352.10	1,572	2,259
TOTAL BENEFITS	42,276.65	51,098	55,892
SUPPLIES/MATERIALS			
5034-5201-20 SUPPLIES/OTH OPER EXP	7,151.69	6,255	6,255
5034-5228-20 LAW BOOKS	0.00	200	200
TOTAL SUPPLIES/MATERIALS	7,151.69	6,455	6,455
TRAINING/DUES			
5034-5503-20 TRAVEL AND TRAINING	2,340.97	2,500	2,500
TOTAL TRAINING/DUES	2,340.97	2,500	2,500
OTHER CHARGES			
5034-5999-20 OTHER CHARGES	0.00	800	800
TOTAL OTHER CHARGES	0.00	800	800
TOTAL 034-JP 4	196,829.81	226,299	246,143

L U B B O C K C O U N T Y
ADOPTED BUDGET REPORT
AS OF: OCTOBER 1ST, 2009
FISCAL YEAR 2009-2010

011-GENERAL FUND
038-CENTRAL JURY

EXPENDITURES	2007-2008 YTD ACTUAL	ORIGINAL BUDGET FY09	ADOPTED BUDGET FY10
SUPPLIES/MATERIALS			
5038-5201-20 SUPPLIES/OTH OPER EXP	34,300.99	46,650	45,000
5038-5230-20 SOFTWARE, NON CAPITAL	2,010.88	4,100	3,200
5038-5231-20 NON-CAPITAL EQUIPMENT	0.00	2,500	0
TOTAL SUPPLIES/MATERIALS	36,311.87	53,250	48,200
OTHER CHARGES			
5038-5901-20 JURY PAY	239,449.49	160,000	176,125
TOTAL OTHER CHARGES	239,449.49	160,000	176,125
TOTAL 038-CENTRAL JURY	275,761.36	213,250	224,325

L U B B O C K C O U N T Y
ADOPTED BUDGET REPORT
AS OF: OCTOBER 1ST, 2009
FISCAL YEAR 2009-2010

011-GENERAL FUND
039-JUDICIAL

EXPENDITURES	2007-2008 YTD ACTUAL	ORIGINAL BUDGET FY09	ADOPTED BUDGET FY10
SUPPLIES/MATERIALS			
5039-5228-20 LAW BOOKS	8,970.63	10,500	9,000
5039-5231-20 NON-CAPITAL EQUIPMENT	0.00	15,000	0
TOTAL SUPPLIES/MATERIALS	8,970.63	25,500	9,000
PROF/CONTRACT SERV			
5039-5601-20 APPOINTED ATTYS-CIVIL	615,887.40	580,000	480,000
5039-5602-20 APPOINTED ATTYS-CRIMINAL	1,861,109.85	1,950,000	1,800,000
5039-5603-20 APPOINTED ATTYS-JUVENILE	167,644.70	156,990	135,000
5039-5604-20 APPOINTED ATTYS-MENTAL	29,293.94	19,000	25,000
5039-5605-20 COURT REPORTER TRANSCRIPT F	253,143.70	190,000	225,000
5039-5606-20 COURT REPORTER-CDA	9,161.57	5,500	6,500
5039-5607-20 APPOINTED JUDGES/REPORTER	111,455.38	80,000	80,000
5039-5608-20 INTERPRETER EXP	12,116.00	12,000	10,000
5039-5609-20 APPOINTED MAGISTRATES	74,617.36	60,000	65,000
5039-5611-20 INMATE MEDICAL	665.00	0	1,000
5039-5622-20 EXPERT WITNESS-CRIMINAL	129,021.33	50,000	50,000
5039-5623-20 EXPERT WITNESS-JUVENILE	0.00	0	1,000
5039-5642-20 INVESTIGATOR EXP-CRIMINAL	37,207.57	25,000	40,000
5039-5643-20 INVESTIGATOR EXP-JUVENILE	250.00	0	500
TOTAL PROF/CONTRACT SERV	3,301,573.80	3,128,490	2,919,000
OTHER CHARGES			
5039-5902-20 JURY EXPENSE	1,695.27	2,000	1,500
5039-5996-20 ADMINISTRATIVE EXPENSE	43,965.46	0	0
5039-5999-20 JUDICIAL SUPPORT	25,706.09	25,707	25,707
TOTAL OTHER CHARGES	71,366.82	27,707	27,207
TOTAL 039-JUDICIAL	3,381,911.25	3,181,697	2,955,207

L U B B O C K C O U N T Y
ADOPTED BUDGET REPORT
AS OF: OCTOBER 1ST, 2009
FISCAL YEAR 2009-2010

011-GENERAL FUND
040-CRIMINAL DISTRICT ATT

EXPENDITURES	2007-2008 YTD ACTUAL	ORIGINAL BUDGET FY09	ADOPTED BUDGET FY10
SALARIES			
5040-5001-25 ELECTED OFFICIALS	14,926.69	15,000	15,000
5040-5002-25 APPOINTED OFFICIALS	95,630.83	101,626	203,701
5040-5006-25 STAFF EMPLOYEES	3,044,389.47	3,310,769	3,208,694
5040-5007-25 OVERTIME COMPENSATION	122.81	5,200	5,200
5040-5008-25 SEASONAL/TEMPORARY	33,269.74	49,150	49,150
5040-5009-25 PART TIME POSITION	38,175.33	41,313	41,313
5040-5013-25 LONGEVITY CDA	(10,200.00)	0	0
TOTAL SALARIES	3,216,314.87	3,523,058	3,523,058
BENEFITS			
5040-5101-25 FICA	191,944.37	218,429	218,428
5040-5102-25 MEDICARE	44,890.53	51,086	51,085
5040-5103-25 RETIREMENT	285,705.26	305,357	326,895
5040-5104-25 GROUP HEALTH INSURANCE	302,124.51	308,880	308,880
5040-5105-25 GROUP DENTAL INSURANCE	15,092.44	15,624	15,624
5040-5106-25 LIFE INSURANCE	2,530.86	2,592	2,592
5040-5107-25 UNEMPLOYMENT INSURANCE	6,516.64	7,016	3,508
5040-5109-25 WORKER'S COMPENSATION	37,647.58	33,327	33,327
TOTAL BENEFITS	886,452.19	942,311	960,339
SUPPLIES/MATERIALS			
5040-5201-25 SUPPLIES/OTH OPER EXP	40,797.89	51,388	51,388
5040-5228-25 LAW BOOKS	17,681.96	19,465	19,500
5040-5231-25 NON-CAPITAL EQUIPMENT	1,103.00	1,250	0
TOTAL SUPPLIES/MATERIALS	59,582.85	72,103	70,888
MAINTENANCE			
5040-5301-25 EQUIPMENT OPER/MAINT	0.00	2,000	2,000
5040-5302-25 VEHICLE OPERATION/MAINT	27,533.75	42,000	42,000
TOTAL MAINTENANCE	27,533.75	44,000	44,000
UTILITIES			
5040-5401-25 COMMUNICATIONS - MONTHLY	12.75	120	120
TOTAL UTILITIES	12.75	120	120
TRAINING/DUES			
5040-5503-25 TRAVEL AND TRAINING	1,486.83	1,100	1,100
TOTAL TRAINING/DUES	1,486.83	1,100	1,100

L U B B O C K C O U N T Y
ADOPTED BUDGET REPORT
AS OF: OCTOBER 1ST, 2009
FISCAL YEAR 2009-2010

011-GENERAL FUND
040-CRIMINAL DISTRICT ATT

EXPENDITURES	2007-2008 YTD ACTUAL	ORIGINAL BUDGET FY09	ADOPTED BUDGET FY10
INSURANCE/BONDS			
5040-5801-25 INSURANCE AND BONDS	0.00	50	100
TOTAL INSURANCE/BONDS	0.00	50	100
TOTAL 040-CRIMINAL DISTRICT ATT	4,191,383.24	4,582,742	4,599,605

L U B B O C K C O U N T Y
ADOPTED BUDGET REPORT
AS OF: OCTOBER 1ST, 2009
FISCAL YEAR 2009-2010

011-GENERAL FUND
041-CONSTABLE 1

EXPENDITURES	2007-2008 YTD ACTUAL	ORIGINAL BUDGET FY09	ADOPTED BUDGET FY10
SALARIES			
5041-5001-30 ELECTED OFFICIALS	35,709.29	35,820	35,820
TOTAL SALARIES	35,709.29	35,820	35,820
BENEFITS			
5041-5101-30 FICA	2,152.05	2,221	2,221
5041-5102-30 MEDICARE	503.27	519	519
5041-5103-30 RETIREMENT	3,193.23	3,149	3,371
5041-5104-30 GROUP HEALTH INSURANCE	4,200.37	4,290	4,290
5041-5105-30 GROUP DENTAL INSURANCE	215.32	217	217
5041-5106-30 LIFE INSURANCE	35.61	36	36
5041-5109-30 WORKER'S COMPENSATION	3,264.73	3,424	3,424
TOTAL BENEFITS	13,564.58	13,856	14,078
SUPPLIES/MATERIALS			
5041-5201-30 SUPPLIES/OTH OPER EXP	351.09	700	3,500
5041-5224-30 UNIFORMS	155.90	400	400
5041-5228-30 LAW BOOKS	46.00	100	100
5041-5231-30 NON-CAPITAL EQUIPMENT	4,969.00	0	0
TOTAL SUPPLIES/MATERIALS	5,521.99	1,200	4,000
MAINTENANCE			
5041-5302-30 VEHICLE OPERATION/MAINT	4,051.89	5,500	5,000
TOTAL MAINTENANCE	4,051.89	5,500	5,000
UTILITIES			
5041-5401-30 COMMUNICATIONS - MONTHLY	385.43	822	1,100
TOTAL UTILITIES	385.43	822	1,100
TRAINING/DUES			
5041-5503-30 TRAVEL AND TRAINING	0.00	1,000	1,000
TOTAL TRAINING/DUES	0.00	1,000	1,000
INSURANCE/BONDS			
5041-5801-30 INSURANCE AND BONDS	0.00	200	0
TOTAL INSURANCE/BONDS	0.00	200	0
TOTAL 041-CONSTABLE 1	59,233.18	58,398	60,998

LUBBOCK COUNTY
ADOPTED BUDGET REPORT
AS OF: OCTOBER 1ST, 2009
FISCAL YEAR 2009-2010

011-GENERAL FUND
042-CONSTABLE 2

EXPENDITURES	2007-2008 YTD ACTUAL	ORIGINAL BUDGET FY09	ADOPTED BUDGET FY10
SALARIES			
5042-5001-30 ELECTED OFFICIALS	26,148.12	35,820	40,410
TOTAL SALARIES	26,148.12	35,820	40,410
BENEFITS			
5042-5101-30 FICA	1,564.00	2,221	2,506
5042-5102-30 MEDICARE	365.75	519	586
5042-5103-30 RETIREMENT	2,224.08	3,149	3,803
5042-5104-30 GROUP HEALTH INSURANCE	2,668.37	4,290	4,290
5042-5105-30 GROUP DENTAL INSURANCE	125.14	217	217
5042-5106-30 LIFE INSURANCE	20.70	36	36
5042-5109-30 WORKER'S COMPENSATION	2,500.58	3,424	3,863
TOTAL BENEFITS	9,468.62	13,856	15,301
SUPPLIES/MATERIALS			
5042-5201-30 SUPPLIES/OTH OPER EXP	637.78	700	700
5042-5224-30 UNIFORMS	1,127.40	400	400
5042-5228-30 LAW BOOKS	0.00	100	100
5042-5231-30 NON-CAPITAL EQUIPMENT	4,969.00	0	0
TOTAL SUPPLIES/MATERIALS	6,734.18	1,200	1,200
MAINTENANCE			
5042-5302-30 VEHICLE OPERATION/MAINT	4,756.85	5,500	5,000
TOTAL MAINTENANCE	4,756.85	5,500	5,000
UTILITIES			
5042-5401-30 COMMUNICATIONS MONTHLY	384.81	822	1,100
TOTAL UTILITIES	384.81	822	1,100
TRAINING/DUES			
5042-5503-30 TRAVEL AND TRAINING	567.72	1,000	1,000
TOTAL TRAINING/DUES	567.72	1,000	1,000
INSURANCE/BONDS			
5042-5801-30 INSURANCE AND BONDS	0.00	200	0
TOTAL INSURANCE/BONDS	0.00	200	0
TOTAL 042-CONSTABLE 2	48,060.30	58,398	64,011

L U B B O C K C O U N T Y
ADOPTED BUDGET REPORT
AS OF: OCTOBER 1ST, 2009
FISCAL YEAR 2009-2010

011-GENERAL FUND
043-CONSTABLE 3

EXPENDITURES	2007-2008 YTD ACTUAL	ORIGINAL BUDGET FY09	ADOPTED BUDGET FY10
SALARIES			
5043-5001-30 ELECTED OFFICIALS	35,791.95	35,820	40,410
TOTAL SALARIES	35,791.95	35,820	40,410
BENEFITS			
5043-5101-30 FICA	2,092.24	2,221	2,506
5043-5102-30 MEDICARE	489.31	519	586
5043-5103-30 RETIREMENT	3,200.56	3,149	3,803
5043-5104-30 GROUP HEALTH INSURANCE	4,233.37	4,290	4,290
5043-5105-30 GROUP DENTAL INSURANCE	216.99	217	217
5043-5106-30 LIFE INSURANCE	35.88	36	36
5043-5109-30 WORKER'S COMPENSATION	3,422.83	3,424	3,863
TOTAL BENEFITS	13,691.18	13,856	15,301
SUPPLIES/MATERIALS			
5043-5201-30 SUPPLIES/OTH OPER EXP	0.00	700	700
5043-5224-30 UNIFORMS	0.00	400	400
5043-5228-30 LAW BOOKS	0.00	100	100
5043-5231-30 NON-CAPITAL EQUIPMENT	4,969.00	0	0
TOTAL SUPPLIES/MATERIALS	4,969.00	1,200	1,200
MAINTENANCE			
5043-5302-30 VEHICLE OPERATION/MAINT	2,699.96	5,500	5,000
TOTAL MAINTENANCE	2,699.96	5,500	5,000
UTILITIES			
5043-5401-30 COMMUNICATIONS - MONTHLY	470.15	822	1,100
TOTAL UTILITIES	470.15	822	1,100
TRAINING/DUES			
5043-5503-30 TRAVEL AND TRAINING	1,132.95	1,000	1,000
TOTAL TRAINING/DUES	1,132.95	1,000	1,000
INSURANCE/BONDS			
5043-5801-30 INSURANCE AND BONDS	0.00	200	0
TOTAL INSURANCE/BONDS	0.00	200	0
TOTAL 043-CONSTABLE 3	58,755.19	58,398	64,011

L U B B O C K C O U N T Y
ADOPTED BUDGET REPORT
AS OF: OCTOBER 1ST, 2009
FISCAL YEAR 2009-2010

011-GENERAL FUND
044-CONSTABLE 4

EXPENDITURES	2007-2008 YTD ACTUAL	ORIGINAL BUDGET FY09	ADOPTED BUDGET FY10
SALARIES			
5044-5001-30 ELECTED OFFICIALS	35,791.95	35,820	40,410
TOTAL SALARIES	35,791.95	35,820	40,410
BENEFITS			
5044-5101-30 FICA	2,023.14	2,221	2,506
5044-5102-30 MEDICARE	473.06	519	586
5044-5103-30 RETIREMENT	3,200.56	3,149	3,803
5044-5104-30 GROUP HEALTH INSURANCE	4,233.37	4,290	4,290
5044-5105-30 GROUP DENTAL INSURANCE	216.99	217	217
5044-5106-30 LIFE INSURANCE	35.88	36	36
5044-5109-30 WORKER'S COMPENSATION	3,422.83	3,424	3,863
TOTAL BENEFITS	13,605.83	13,856	15,301
SUPPLIES/MATERIALS			
5044-5201-30 SUPPLIES/OTH OPER EXP	653.16	700	700
5044-5224-30 UNIFORMS	398.90	400	400
5044-5228-30 LAW BOOKS	0.00	100	100
5044-5231-30 NON-CAPITAL EQUIPMENT	4,969.00	0	0
TOTAL SUPPLIES/MATERIALS	6,021.06	1,200	1,200
MAINTENANCE			
5044-5302-30 VEHICLE OPERATION/MAINT	4,134.89	5,500	5,000
TOTAL MAINTENANCE	4,134.89	5,500	5,000
UTILITIES			
5044-5401-30 COMMUNICATIONS MONTHLY	384.81	822	1,100
TOTAL UTILITIES	384.81	822	1,100
TRAINING/DUES			
5044-5503-30 TRAVEL AND TRAINING	0.00	1,000	1,000
TOTAL TRAINING/DUES	0.00	1,000	1,000
INSURANCE/BONDS			
5044-5801-30 INSURANCE AND BONDS	0.00	200	0
TOTAL INSURANCE/BONDS	0.00	200	0
TOTAL 044-CONSTABLE 4	59,938.54	58,398	64,011

LUBBOCK COUNTY
ADOPTED BUDGET REPORT
AS OF: OCTOBER 1ST, 2009
FISCAL YEAR 2009-2010

011-GENERAL FUND
045-MEDICAL EXAMINER

EXPENDITURES	2007-2008 YTD ACTUAL	ORIGINAL BUDGET FY09	ADOPTED BUDGET FY10
SALARIES			
5045-5002-30 APPOINTED OFFICIALS	0.00	0	450,000
5045-5006-30 STAFF EMPLOYEES	0.00	0	386,202
5045-5008-30 SEASONAL/TEMPORARY	0.00	0	100,000
TOTAL SALARIES	0.00	0	936,202
BENEFITS			
5045-5101-30 FICA	0.00	0	36,779
5045-5102-30 MEDICARE	0.00	0	13,575
5045-5103-30 RETIREMENT	0.00	0	78,687
5045-5104-30 GROUP HEALTH INSURANCE	0.00	0	42,900
5045-5105-30 GROUP DENTAL INSURANCE	0.00	0	2,170
5045-5106-30 LIFE INSURANCE	0.00	0	360
5045-5107-30 UNEMPLOYMENT INSURANCE	0.00	0	936
5045-5109-30 WORKER'S COMPENSATION	0.00	0	89,501
TOTAL BENEFITS	0.00	0	264,908
SUPPLIES/MATERIALS			
5045-5201-30 SUPPLIES/OTH OPER EXP	0.00	0	130,000
5045-5230-30 NON-CAPITAL SOFTWARE	0.00	0	0
5045-5231-30 NON-CAPITAL EQUIPMENT	0.00	0	0
TOTAL SUPPLIES/MATERIALS	0.00	0	130,000
MAINTENANCE			
5045-5302-30 VEHICLE OPERATION/MAINT	0.00	0	8,000
TOTAL MAINTENANCE	0.00	0	8,000
UTILITIES			
5045-5401-30 COMMUNICATIONS - MONTHLY	0.00	0	12,437
TOTAL UTILITIES	0.00	0	12,437
TRAINING/DUES			
5045-5503-30 TRAVEL AND TRAINING	0.00	0	18,563
TOTAL TRAINING/DUES	0.00	0	18,563
PROF/CONTRACT SERV			
5045-5622-30 CONTRACT SERVICES	0.00	0	111,300
TOTAL PROF/CONTRACT SERV	0.00	0	111,300

L U B B O C K C O U N T Y
ADOPTED BUDGET REPORT
AS OF: OCTOBER 1ST, 2009
FISCAL YEAR 2009-2010

011-GENERAL FUND
045-MEDICAL EXAMINER

EXPENDITURES	2007-2008 YTD ACTUAL	ORIGINAL BUDGET FY09	ADOPTED BUDGET FY10
RENTALS/LEASES			
5045-5702-30 BUILDING RENTAL	0.00	0	146,972
TOTAL RENTALS/LEASES	0.00	0	146,972
INSURANCE/BONDS			
5045-5801-30 INSURANCE AND BONDS	0.00	0	0
TOTAL INSURANCE/BONDS	0.00	0	0
TOTAL 045-MEDICAL EXAMINER	0.00	0	1,628,382

LUBBOCK COUNTY
ADOPTED BUDGET REPORT
AS OF: OCTOBER 1ST, 2009
FISCAL YEAR 2009-2010

011-GENERAL FUND
046-SHERIFF

EXPENDITURES	2007-2008 YTD ACTUAL	ORIGINAL BUDGET FY09	ADOPTED BUDGET FY10
SALARIES			
5046-5001-30 ELECTED OFFICIALS	81,066.35	81,130	81,130
5046-5006-30 STAFF EMPLOYEES	3,363,820.74	3,793,843	3,793,843
5046-5007-30 OVERTIME COMPENSATION	98,729.59	164,391	164,391
5046-5008-30 SEASONAL/TEMPORARY	1,357.50	7,000	7,000
5046-5009-30 PART TIME POSITION	56,451.98	55,125	55,125
5046-5013-30 LONGEVITY	31,776.00	35,000	35,000
5046-5014-30 INCENTIVE PAY	122,182.32	197,100	197,100
TOTAL SALARIES	3,755,384.48	4,333,589	4,333,589
BENEFITS			
5046-5101-30 FICA	221,076.08	268,682	268,682
5046-5102-30 MEDICARE	51,703.58	62,839	62,838
5046-5103-30 RETIREMENT	331,045.92	380,307	407,132
5046-5104-30 GROUP HEALTH INSURANCE	417,037.61	450,450	454,740
5046-5105-30 GROUP DENTAL INSURANCE	20,202.56	22,785	23,002
5046-5106-30 LIFE INSURANCE	3,378.66	3,780	3,816
5046-5107-30 UNEMPLOYMENT INSURANCE	7,382.58	8,505	4,252
5046-5109-30 WORKER'S COMPENSATION	358,873.99	414,291	414,291
TOTAL BENEFITS	1,410,700.98	1,611,639	1,638,753
SUPPLIES/MATERIALS			
5046-5201-30 SUPPLIES/OTH OPER EXP	165,319.71	200,814	241,696
5046-5224-30 UNIFORMS	45,762.22	48,485	43,485
5046-5228-30 LAW BOOKS	2,895.55	3,000	3,000
5046-5230-30 NON-CAPITAL SOFTWARE	4,716.24	18,500	13,950
5046-5231-30 NON-CAPITAL EQUIPMENT	9,440.49	97,439	32,064
TOTAL SUPPLIES/MATERIALS	228,134.21	368,238	334,195
MAINTENANCE			
5046-5301-30 EQUIPMENT OPER/MAINT	304.63	7,900	7,900
5046-5302-30 VEHICLE OPERATION/MAINT	546,156.92	706,280	666,280
TOTAL MAINTENANCE	546,461.55	714,180	674,180
UTILITIES			
5046-5401-30 COMMUNICATIONS - MONTHLY	98,416.41	80,000	55,000
TOTAL UTILITIES	98,416.41	80,000	55,000

LUBBOCK COUNTY
ADOPTED BUDGET REPORT
AS OF: OCTOBER 1ST, 2009
FISCAL YEAR 2009-2010

011-GENERAL FUND
046-SHERIFF

EXPENDITURES	2007-2008 YTD ACTUAL	ORIGINAL BUDGET FY09	ADOPTED BUDGET FY10
TRAINING/DUES			
5046-5503-30 TRAVEL AND TRAINING	66,763.25	86,640	87,518
TOTAL TRAINING/DUES	66,763.25	86,640	87,518
PROF/CONTRACT SERV			
5046-5613-30 EMPLOYEE MEDICAL SERVICES	365.90	1,500	1,500
5046-5614-30 PROFESSIONAL SERVICES	223.00	500	500
5046-5622-30 CONTRACT SERVICES	8,138.82	10,000	15,000
TOTAL PROF/CONTRACT SERV	8,727.72	12,000	17,000
RENTALS/LEASES			
5046-5701-30 RENTALS AND LEASES	1,080.00	3,000	3,000
TOTAL RENTALS/LEASES	1,080.00	3,000	3,000
INSURANCE/BONDS			
5046-5801-30 INSURANCE AND BONDS	442.00	700	700
TOTAL INSURANCE/BONDS	442.00	700	700
OTHER CHARGES			
5046-5905-30 INMATE BOARD BILLS	0.00	500	0
5046-5906-30 INVESTIGATIVE EXPENDITURE	4,637.76	10,000	10,000
5046-5997-30 CLEANUP PROGRAM	8,545.61	6,000	5,000
5046-5999-30 OTHER CHARGES	12.90	0	0
TOTAL OTHER CHARGES	13,196.27	16,500	15,000
TOTAL 046-SHERIFF	6,129,306.87	7,226,486	7,158,935

L U B B O C K C O U N T Y
ADOPTED BUDGET REPORT
AS OF: OCTOBER 1ST, 2009
FISCAL YEAR 2009-2010

011-GENERAL FUND
047-JAIL

EXPENDITURES	2007-2008 YTD ACTUAL	ORIGINAL BUDGET FY09	ADOPTED BUDGET FY10
SALARIES			
5047-5006-30 STAFF EMPLOYEES	6,950,028.21	11,369,361	12,377,748
5047-5007-30 OVERTIME COMPENSATION	98,212.27	200,000	200,000
5047-5009-30 PART TIME POSITION	4,393.45	0	0
5047-5013-30 LONGEVITY	24,428.00	28,350	28,350
5047-5014-30 INCENTIVE PAY	177,749.02	266,800	266,800
5047-5016-30 TRANSITION TEAM STAFF EMPLO	129,385.93	0	0
5047-5017-30 TRANSITION TEAM OVERTIME CO	1,111.46	0	0
TOTAL SALARIES	7,385,308.34	11,864,511	12,872,898
BENEFITS			
5047-5101-30 FICA	434,336.44	735,601	798,120
5047-5102-30 MEDICARE	101,579.15	172,036	186,657
5047-5103-30 RETIREMENT	643,977.47	1,042,891	1,211,340
5047-5104-30 GROUP HEALTH INSURANCE	881,223.89	1,331,688	1,565,850
5047-5105-30 GROUP DENTAL INSURANCE	43,153.37	67,360	79,205
5047-5106-30 LIFE INSURANCE	7,168.06	11,175	13,140
5047-5107-30 UNEMPLOYMENT INSURANCE	14,508.18	23,730	12,873
5047-5109-30 WORKER'S COMPENSATION	694,947.27	1,134,247	1,230,649
TOTAL BENEFITS	2,820,893.83	4,518,728	5,097,834
SUPPLIES/MATERIALS			
5047-5201-30 SUPPLIES/OTH OPER EXP	138,130.01	120,000	140,000
5047-5206-30 KITCHEN SUPPLIES	2,888.17	3,500	5,000
5047-5219-30 FOOD	717,860.40	932,060	932,060
5047-5224-30 UNIFORMS	82,332.04	136,000	125,000
5047-5226-30 INMATE SUPPLIES	90,744.79	110,000	120,000
5047-5228-30 LAW BOOKS	711.75	750	750
5047-5230-30 NON-CAPITAL SOFTWARE	502.00	500	1,500
5047-5231-30 NON-CAPITAL EQUIPMENT	27,188.07	0	0
TOTAL SUPPLIES/MATERIALS	1,060,357.23	1,302,810	1,324,310
MAINTENANCE			
5047-5301-30 EQUIPMENT OPER/MAINT	11,458.39	53,000	53,000
TOTAL MAINTENANCE	11,458.39	53,000	53,000
UTILITIES			
5047-5401-30 COMMUNICATIONS - MONTHLY	8,490.70	10,000	35,000
TOTAL UTILITIES	8,490.70	10,000	35,000

LUBBOCK COUNTY
ADOPTED BUDGET REPORT
AS OF: OCTOBER 1ST, 2009
FISCAL YEAR 2009-2010

011-GENERAL FUND
047-JAIL

EXPENDITURES	2007-2008 YTD ACTUAL	ORIGINAL BUDGET FY09	ADOPTED BUDGET FY10
TRAINING/DUES			
5047-5503-30 TRAVEL AND TRAINING	76,131.93	90,000	70,000
5047-5511-30 LICENSE AND FEES	450.00	500	500
TOTAL TRAINING/DUES	76,581.93	90,500	70,500
PROF/CONTRACT SERV			
5047-5611-30 INMATE MEDICAL	16,190.62	25,000	10,000
5047-5613-30 EMPLOYEE MEDICAL SERVICES	10,930.00	20,000	15,000
5047-5622-30 CONTRACT SERVICES	0.00	5,000	5,000
TOTAL PROF/CONTRACT SERV	27,120.62	50,000	30,000
RENTALS/LEASES			
5047-5701-30 RENTALS AND LEASES	3,040.60	7,500	500
TOTAL RENTALS/LEASES	3,040.60	7,500	500
INSURANCE/BONDS			
5047-5801-30 INSURANCE AND BONDS	1,378.00	1,500	5,000
TOTAL INSURANCE/BONDS	1,378.00	1,500	5,000
OTHER CHARGES			
5047-5905-30 BOARD BILLS	3,060,023.00	1,625,000	1,250,000
TOTAL OTHER CHARGES	3,060,023.00	1,625,000	1,250,000
TOTAL 047-JAIL	14,454,652.64	19,523,549	20,739,042

LUBBOCK COUNTY
ADOPTED BUDGET REPORT
AS OF: OCTOBER 1ST, 2009
FISCAL YEAR 2009-2010

011-GENERAL FUND
048-INMATE TRANSPORTATION

EXPENDITURES	2007-2008 YTD ACTUAL	ORIGINAL BUDGET FY09	ADOPTED BUDGET FY10
MAINTENANCE			
5048-5302-30 VEHICLE OPERATION/MAINT	28,161.27	45,000	45,000
TOTAL MAINTENANCE	28,161.27	45,000	45,000
TRAINING/DUES			
5048-5501-30 INMATE TRANSPORTATION	92,597.18	123,700	123,700
TOTAL TRAINING/DUES	92,597.18	123,700	123,700
OTHER CHARGES			
5048-5905-30 INMATE BOARD BILLS	2,633.76	6,000	6,000
TOTAL OTHER CHARGES	2,633.76	6,000	6,000
TOTAL 048-INMATE TRANSPORTATION	123,392.21	174,700	174,700

L U B B O C K C O U N T Y
ADOPTED BUDGET REPORT
AS OF: OCTOBER 1ST, 2009
FISCAL YEAR 2009-2010

011-GENERAL FUND
049-PUBLIC SAFETY

EXPENDITURES	2007-2008 YTD ACTUAL	ORIGINAL BUDGET FY09	ADOPTED BUDGET FY10
PROF/CONTRACT SERV			
5049-5622-30 CONTRACT SERVICES	559,999.84	1,032,578	0
5049-5623-30 INTER LOCAL AGREEMENTS	622,408.32	613,925	645,800
5049-5624-30 PRISONER REIMB - UMC	4,385.06	25,000	25,000
5049-5638-30 CONTRACT SERV-CARE PROG	15,000.00	15,000	17,500
TOTAL PROF/CONTRACT SERV	1,201,793.22	1,686,503	688,300
TOTAL 049-PUBLIC SAFETY	1,201,793.22	1,686,503	688,300

L U B B O C K C O U N T Y
ADOPTED BUDGET REPORT
AS OF: OCTOBER 1ST, 2009
FISCAL YEAR 2009-2010

011-GENERAL FUND
057-CSCD

EXPENDITURES	2007-2008 YTD ACTUAL	ORIGINAL BUDGET FY09	ADOPTED BUDGET FY10
SUPPLIES/MATERIALS			
5057-5201-35 SUPPLIES/OTH OPER EXP	12,505.38	11,142	15,577
5057-5231-35 NON-CAPITAL EQUIPMENT	0.00	7,915	0
TOTAL SUPPLIES/MATERIALS	12,505.38	19,057	15,577
TOTAL 057-CSCD	12,505.38	19,057	15,577

STATE OF TEXAS

COUNTY OF LUBBOCK

L U B B O C K C O U N T Y
ADOPTED BUDGET REPORT
AS OF: OCTOBER 1ST, 2009
FISCAL YEAR 2009-2010

011-GENERAL FUND
061-MAINTENANCE

EXPENDITURES	2007-2008 YTD ACTUAL	ORIGINAL BUDGET FY09	ADOPTED BUDGET FY10
SALARIES			
5061-5006-40 STAFF EMPLOYEES	1,267,704.92	1,858,595	1,858,595
5061-5007-40 OVERTIME COMPENSATION	34,336.72	53,000	53,000
5061-5008-40 SEASONAL/TEMPORARY	120,657.76	170,000	182,600
5061-5009-40 PART TIME POSITION	39,574.93	44,460	44,460
TOTAL SALARIES	1,462,274.33	2,126,055	2,138,655
BENEFITS			
5061-5101-40 FICA	86,466.14	131,816	132,597
5061-5102-40 MEDICARE	20,221.65	30,828	31,012
5061-5103-40 RETIREMENT	118,028.24	163,012	184,065
5061-5104-40 GROUP HEALTH INSURANCE	160,005.21	253,110	253,110
5061-5105-40 GROUP DENTAL INSURANCE	8,884.24	12,803	12,803
5061-5106-40 LIFE INSURANCE	1,440.46	2,124	2,124
5061-5107-40 UNEMPLOYMENT INSURANCE	2,953.50	4,252	2,139
5061-5109-40 WORKER'S COMPENSATION	215,514.58	313,381	315,238
TOTAL BENEFITS	613,514.02	911,326	933,088
SUPPLIES/MATERIALS			
5061-5201-40 SUPPLIES/OTH OPER EXP	116,651.62	143,000	140,000
5061-5224-40 UNIFORMS	13,868.26	18,900	18,500
5061-5230-40 NON-CAPITAL SOFTWARE	0.00	3,900	3,150
5061-5231-40 NON CAPITAL EQUIPMENT	12,024.15	11,800	11,560
TOTAL SUPPLIES/MATERIALS	142,544.03	177,600	173,210
MAINTENANCE			
5061-5301-40 EQUIPMENT OPER/MAINT	67,393.28	68,000	66,640
5061-5302-40 VEHICLE OPERATION/MAINT	16,305.63	22,500	22,050
5061-5305-40 BUILDING MAINTENANCE	222,779.45	272,000	266,500
5061-5309-40 GROUNDS MAINTENANCE	7,335.63	16,000	15,600
TOTAL MAINTENANCE	313,813.99	378,500	370,790
UTILITIES			
5061-5401-40 COMMUNICATIONS - MONTHLY	15,883.77	18,600	19,900
5061-5405-40 UTILITIES	1,010,881.10	1,900,000	1,750,000
TOTAL UTILITIES	1,026,764.87	1,918,600	1,769,900

LUBBOCK COUNTY
ADOPTED BUDGET REPORT
AS OF: OCTOBER 1ST, 2009
FISCAL YEAR 2009-2010

011-GENERAL FUND
061-MAINTENANCE

EXPENDITURES	2007-2008 YTD ACTUAL	ORIGINAL BUDGET FY09	ADOPTED BUDGET FY10
TRAINING/DUES			
5061-5503-40 TRAVEL AND TRAINING	20,145.82	29,000	28,400
5061-5511-40 LICENSE AND FEES	1,204.00	3,770	5,960
TOTAL TRAINING/DUES	21,349.82	32,770	34,360
PROF/CONTRACT SERV			
5061-5614-40 PROFESSIONAL SERVICES	0.00	6,000	5,880
5061-5622-40 CONTRACT SERVICES	139,953.94	206,050	202,000
5061-5661-40 PRINCIPAL	298,041.28	153,813	0
5061-5662-40 INTEREST EXPENSE	14,495.60	2,456	0
TOTAL PROF/CONTRACT SERV	452,490.82	368,319	207,880
RENTALS/LEASES			
5061-5701-40 RENTALS AND LEASES	913.00	9,900	9,700
5061-5702-40 BUILDING RENTAL	2,700.00	0	0
TOTAL RENTALS/LEASES	3,613.00	9,900	9,700
INSURANCE/BONDS			
5061-5850-40 TAXES	10,934.37	12,000	11,760
TOTAL INSURANCE/BONDS	10,934.37	12,000	11,760
TOTAL 061-MAINTENANCE	4,047,299.25	5,935,070	5,649,343

L U B B O C K C O U N T Y
ADOPTED BUDGET REPORT
AS OF: OCTOBER 1ST, 2009
FISCAL YEAR 2009-2010

011-GENERAL FUND
067-SANITATION

EXPENDITURES	2007-2008 YTD ACTUAL	ORIGINAL BUDGET FY09	ADOPTED BUDGET FY10
SALARIES			
5067-5006-50 STAFF EMPLOYEES	47,465.93	61,701	61,701
TOTAL SALARIES	47,465.93	61,701	61,701
BENEFITS			
5067-5101-50 FICA	2,912.93	3,825	3,825
5067-5102-50 MEDICARE	681.33	895	895
5067-5103-50 RETIREMENT	4,221.52	5,424	5,806
5067-5104-50 GROUP HEALTH INSURANCE	4,233.37	4,290	4,290
5067-5105-50 GROUP DENTAL INSURANCE	216.99	217	217
5067-5106-50 LIFE INSURANCE	35.88	36	36
5067-5107-50 UNEMPLOYMENT INSURANCE	102.40	123	62
5067-5109-50 WORKER'S COMPENSATION	472.14	586	586
TOTAL BENEFITS	12,876.56	15,396	15,717
SUPPLIES/MATERIALS			
5067-5201-50 SUPPLIES/OTH OPER EXP	590.58	1,000	2,000
5067-5224-50 UNIFORMS	181.94	200	200
5067-5231-50 NON-CAPITAL EQUIPMENT	675.55	1,000	0
TOTAL SUPPLIES/MATERIALS	1,448.07	2,200	2,200
MAINTENANCE			
5067-5301-50 EQUIPMENT OPER/MAINT	23.96	500	250
5067-5302-50 VEHICLE OPERATION/MAINT	6,122.90	6,000	6,000
TOTAL MAINTENANCE	6,146.86	6,500	6,250
UTILITIES			
5067-5401-50 COMMUNICATIONS - MONTHLY	340.53	750	750
TOTAL UTILITIES	340.53	750	750
TRAINING/DUES			
5067-5503-50 TRAVEL AND TRAINING	1,546.29	750	750
5067-5511-50 LICENSE AND FEES	100.00	300	100
TOTAL TRAINING/DUES	1,646.29	1,050	850
PROF/CONTRACT SERV			
5067-5614-50 PROFESSIONAL SERVICES	3,575.00	6,000	6,000
5067-5623-50 INTER LOCAL AGREEMENTS	160,357.68	161,560	140,000
TOTAL PROF/CONTRACT SERV	163,932.68	167,560	146,000
TOTAL 067-SANITATION	233,856.92	255,157	233,468

LUBBOCK COUNTY
ADOPTED BUDGET REPORT
AS OF: OCTOBER 1ST, 2009
FISCAL YEAR 2009-2010

011-GENERAL FUND
068-GENERAL ASSISTANCE

EXPENDITURES	2007-2008 YTD ACTUAL	ORIGINAL BUDGET FY09	ADOPTED BUDGET FY10
SALARIES			
5068-5006-55 STAFF EMPLOYEES	128,073.35	169,938	169,938
TOTAL SALARIES	128,073.35	169,938	169,938
BENEFITS			
5068-5101-55 FICA	7,466.17	10,536	10,536
5068-5102-55 MEDICARE	1,746.04	2,464	2,464
5068-5103-55 RETIREMENT	11,494.14	14,787	15,991
5068-5104-55 GROUP HEALTH INSURANCE	16,933.48	17,160	17,160
5068-5105-55 GROUP DENTAL INSURANCE	867.96	868	868
5068-5106-55 LIFE INSURANCE	143.52	144	144
5068-5107-55 UNEMPLOYMENT INSURANCE	259.68	339	170
5068-5109-55 WORKER'S COMPENSATION	2,130.71	2,821	2,821
TOTAL BENEFITS	41,041.70	49,119	50,154
SUPPLIES/MATERIALS			
5068-5201-55 SUPPLIES/OTH OPER EXP	2,251.50	2,700	2,850
5068-5231-55 NON-CAPITAL EQUIPMENT	0.00	3,200	0
TOTAL SUPPLIES/MATERIALS	2,251.50	5,900	2,850
MAINTENANCE			
5068-5301-55 EQUIPMENT OPER/MAINT	150.00	250	250
TOTAL MAINTENANCE	150.00	250	250
TRAINING/DUES			
5068-5503-55 TRAVEL AND TRAINING	396.00	750	750
TOTAL TRAINING/DUES	396.00	750	750
PROF/CONTRACT SERV			
5068-5619-55 FUNERALS	91,449.47	90,000	126,409
TOTAL PROF/CONTRACT SERV	91,449.47	90,000	126,409
OTHER CHARGES			
5068-5909-55 WELFARE - FOOD	2,780.63	3,000	3,000
5068-5910-55 WELFARE - SHELTER	72,504.60	80,000	80,000
5068-5918-55 WELFARE - UTILITIES	71,783.69	70,000	70,000
5068-5939-55 WELFARE - EMERGENCIES	4,965.22	10,000	10,000
TOTAL OTHER CHARGES	152,034.14	163,000	163,000
TOTAL 068-GENERAL ASSISTANCE	415,396.16	478,957	513,351

LUBBOCK COUNTY
ADOPTED BUDGET REPORT
AS OF: OCTOBER 1ST, 2009
FISCAL YEAR 2009-2010

011-GENERAL FUND
070-VETERANS AFFAIRS

EXPENDITURES	2007-2008 YTD ACTUAL	ORIGINAL BUDGET FY09	ADOPTED BUDGET FY10
SALARIES			
5070-5006-55 STAFF EMPLOYEES	21,127.28	36,155	36,155
TOTAL SALARIES	21,127.28	36,155	36,155
BENEFITS			
5070-5101-55 FICA	1,078.43	2,242	2,242
5070-5102-55 MEDICARE	252.21	524	524
5070-5103-55 RETIREMENT	1,852.88	3,026	3,402
5070-5104-55 GROUP HEALTH INSURANCE	4,233.37	4,290	4,290
5070-5105-55 GROUP DENTAL INSURANCE	216.99	217	217
5070-5106-55 LIFE INSURANCE	35.88	36	36
5070-5107-55 UNEMPLOYMENT INSURANCE	41.94	72	36
5070-5109-55 WORKER'S COMPENSATION	196.38	343	343
TOTAL BENEFITS	7,908.08	10,750	11,090
SUPPLIES/MATERIALS			
5070-5201-55 SUPPLIES/OTH OPER EXP	0.00	100	100
TOTAL SUPPLIES/MATERIALS	0.00	100	100
MAINTENANCE			
5070-5301-55 EQUIPMENT OPER/MAINT	0.00	100	100
TOTAL MAINTENANCE	0.00	100	100
TRAINING/DUES			
5070-5503-55 TRAVEL AND TRAINING	0.00	500	500
TOTAL TRAINING/DUES	0.00	500	500
TOTAL 070-VETERANS AFFAIRS	29,035.36	47,605	47,945

STATE OF TEXAS

COUNTY OF LUBBOCK

L U B B O C K C O U N T Y
ADOPTED BUDGET REPORT
AS OF: OCTOBER 1ST, 2009
FISCAL YEAR 2009-2010

011-GENERAL FUND
072-TEXAS AgriLIFE EXT

EXPENDITURES	2007-2008 YTD ACTUAL	ORIGINAL BUDGET FY09	ADOPTED BUDGET FY10
SALARIES			
5072-5002-60 APPOINTED OFFICIALS	90,667.17	96,159	96,225
5072-5006-60 STAFF EMPLOYEES	53,794.43	61,552	61,486
5072-5009-60 PART TIME POSITION	3,255.00	10,400	10,400
TOTAL SALARIES	147,716.60	168,111	168,111
BENEFITS			
5072-5101-60 FICA	7,769.77	10,422	10,423
5072-5102-60 MEDICARE	1,817.17	2,439	2,438
5072-5103-60 RETIREMENT	5,022.50	5,933	6,765
5072-5104-60 GROUP HEALTH INSURANCE	9,296.74	12,870	12,870
5072-5105-60 GROUP DENTAL INSURANCE	1,528.98	1,736	1,736
5072-5106-60 LIFE INSURANCE	95.50	108	108
5072-5107-60 UNEMPLOYMENT INSURANCE	113.87	144	71
5072-5109-60 WORKER'S COMPENSATION	533.89	684	683
TOTAL BENEFITS	26,178.42	34,336	35,094
SUPPLIES/MATERIALS			
5072-5201-60 SUPPLIES/OTH OPER EXP	7,210.99	9,975	9,975
5072-5225-60 POSTAGE	0.00	1,000	1,000
TOTAL SUPPLIES/MATERIALS	7,210.99	10,975	10,975
MAINTENANCE			
5072-5302-60 VEHICLE OPERATION/MAINT	10,383.21	13,500	13,500
TOTAL MAINTENANCE	10,383.21	13,500	13,500
UTILITIES			
5072-5401-60 COMMUNICATIONS - MONTHLY	1,250.11	1,680	1,680
TOTAL UTILITIES	1,250.11	1,680	1,680
TRAINING/DUES			
5072-5503-60 TRAVEL AND TRAINING	18,973.71	23,000	23,920
TOTAL TRAINING/DUES	18,973.71	23,000	23,920
PROF/CONTRACT SERV			
5072-5623-60 INTER LOCAL AGREEMENTS	2,500.00	2,500	2,500
TOTAL PROF/CONTRACT SERV	2,500.00	2,500	2,500

L U B B O C K C O U N T Y
ADOPTED BUDGET REPORT
AS OF: OCTOBER 1ST, 2009
FISCAL YEAR 2009-2010

011-GENERAL FUND
072-TEXAS AgriLIFE EXT

EXPENDITURES	2007-2008 YTD ACTUAL	ORIGINAL BUDGET FY09	ADOPTED BUDGET FY10
INSURANCE/BONDS			
5072-5801-60 INSURANCE AND BONDS	3.52	250	200
TOTAL INSURANCE/BONDS	3.52	250	200
TOTAL 072-TEXAS AgriLIFE EXT	214,216.56	254,352	255,980

L U B B O C K C O U N T Y
ADOPTED BUDGET REPORT
AS OF: OCTOBER 1ST, 2009
FISCAL YEAR 2009-2010

011-GENERAL FUND
077-ELECTIONS

EXPENDITURES	2007-2008 YTD ACTUAL	ORIGINAL BUDGET FY09	ADOPTED BUDGET FY10
SALARIES			
5077-5006-70 STAFF EMPLOYEES	248,795.53	304,338	304,338
5077-5007-70 OVERTIME COMPENSATION	39,738.92	68,212	68,212
5077-5008-70 SEASONAL/TEMPORARY	17,973.00	30,000	30,000
5077-5020-70 LBK CO EMP - ELECTIONS	9,417.68	25,000	25,000
5077-5021-70 LBK CO EMP OT - ELECTIONS	7,477.56	15,000	15,000
TOTAL SALARIES	323,402.69	442,550	442,550
BENEFITS			
5077-5101-70 FICA	18,940.30	27,438	27,438
5077-5102-70 MEDICARE	4,429.69	6,418	6,418
5077-5103-70 RETIREMENT	26,384.64	35,051	38,822
5077-5104-70 GROUP HEALTH INSURANCE	30,684.20	34,320	34,320
5077-5105-70 GROUP DENTAL INSURANCE	1,472.10	1,736	1,736
5077-5106-70 LIFE INSURANCE	260.05	288	288
5077-5107-70 UNEMPLOYMENT INSURANCE	628.35	885	442
5077-5109-70 WORKER'S COMPENSATION	2,952.36	4,204	4,204
TOTAL BENEFITS	85,751.69	110,340	113,668
SUPPLIES/MATERIALS			
5077-5201-70 SUPPLIES/OTH OPER EXP	120,285.41	238,850	228,650
5077-5225-70 POSTAGE	0.00	3,000	3,000
5077-5230-70 NON-CAPITAL SOFTWARE	138,443.42	9,976	0
5077-5231-70 NON-CAPITAL EQUIPMENT	20,747.00	34,000	0
TOTAL SUPPLIES/MATERIALS	279,475.83	285,826	231,650
MAINTENANCE			
5077-5301-70 EQUIPMENT OPER/MAINT	318.00	2,000	2,000
5077-5302-70 VEHICLE OPERATION/MAINT	0.00	0	1,000
5077-5308-70 SOFTWARE MAINTENANCE	92,493.00	176,000	186,000
TOTAL MAINTENANCE	92,811.00	178,000	189,000
UTILITIES			
5077-5401-70 COMMUNICATIONS - MONTHLY	45,943.23	100,584	100,584
TOTAL UTILITIES	45,943.23	100,584	100,584
TRAINING/DUES			
5077-5503-70 TRAVEL AND TRAINING	48,957.38	45,000	44,000
TOTAL TRAINING/DUES	48,957.38	45,000	44,000

LUBBOCK COUNTY
ADOPTED BUDGET REPORT
AS OF: OCTOBER 1ST, 2009
FISCAL YEAR 2009-2010

011-GENERAL FUND
077-ELECTIONS

EXPENDITURES	2007-2008 YTD ACTUAL	ORIGINAL BUDGET FY09	ADOPTED BUDGET FY10
PROF/CONTRACT SERV			
5077-5614-70 PROFESSIONAL SERVICES	534,061.73	504,000	644,000
TOTAL PROF/CONTRACT SERV	534,061.73	504,000	644,000
RENTALS/LEASES			
5077-5701-70 RENTALS AND LEASES	4,346.03	25,000	12,000
TOTAL RENTALS/LEASES	4,346.03	25,000	12,000
INSURANCE/BONDS			
5077-5801-70 INSURANCE AND BONDS	(30.00)	200	200
TOTAL INSURANCE/BONDS	(30.00)	200	200
TOTAL 077-ELECTIONS	1,414,719.58	1,691,500	1,777,652

L U B B O C K C O U N T Y
ADOPTED BUDGET REPORT
AS OF: OCTOBER 1ST, 2009
FISCAL YEAR 2009-2010

011-GENERAL FUND
088-LUBOCK CO HISTORICAL

EXPENDITURES	2007-2008 YTD ACTUAL	ORIGINAL BUDGET FY09	ADOPTED BUDGET FY10
SUPPLIES/MATERIALS			
5088-5201-80 SUPPLIES/OTH OPER EXP	5,077.06	2,500	2,500
5088-5231-80 NON-CAPITAL EQUIPMENT	2,500.00	2,500	2,500
TOTAL SUPPLIES/MATERIALS	7,577.06	5,000	5,000
MAINTENANCE			
5088-5302-80 VEHICLE OPERATION/MAINT	5,750.38	5,000	5,000
5088-5305-80 BUILDING MAINTENANCE	0.00	200	200
5088-5309-80 GROUNDS MAINTENANCE	0.00	700	700
TOTAL MAINTENANCE	5,750.38	5,900	5,900
TOTAL 088-LUBOCK CO HISTORICAL	13,327.44	10,900	10,900

L U B B O C K C O U N T Y
ADOPTED BUDGET REPORT
AS OF: OCTOBER 1ST, 2009
FISCAL YEAR 2009-2010

011-GENERAL FUND
089-LIBRARY SERVICES

EXPENDITURES	2007-2008 YTD ACTUAL	ORIGINAL BUDGET FY09	ADOPTED BUDGET FY10
PROF/CONTRACT SERV			
5089-5623-80 INTER LOCAL AGREEMENTS	148,312.00	148,312	163,035
TOTAL PROF/CONTRACT SERV	148,312.00	148,312	163,035
TOTAL 089-LIBRARY SERVICES	148,312.00	148,312	163,035

L U B B O C K C O U N T Y
ADOPTED BUDGET REPORT
AS OF: OCTOBER 1ST, 2009
FISCAL YEAR 2009-2010

011-GENERAL FUND
090-PUBLIC WORKS

EXPENDITURES	2007-2008 YTD ACTUAL	ORIGINAL BUDGET FY09	ADOPTED BUDGET FY10
SALARIES			
5090-5006-90 STAFF EMPLOYEES	99,592.66	113,551	113,551
TOTAL SALARIES	99,592.66	113,551	113,551
BENEFITS			
5090-5101-90 FICA	5,812.58	7,040	7,040
5090-5102-90 MEDICARE	1,359.34	1,646	1,646
5090-5103-90 RETIREMENT	8,735.10	9,981	10,685
5090-5104-90 GROUP HEALTH INSURANCE	7,778.74	8,580	8,580
5090-5105-90 GROUP DENTAL INSURANCE	373.86	434	434
5090-5106-90 LIFE INSURANCE	61.82	72	72
5090-5107-90 UNEMPLOYMENT INSURANCE	200.29	227	114
5090-5109-90 WORKER'S COMPENSATION	930.74	1,079	1,079
TOTAL BENEFITS	25,252.47	29,059	29,650
SUPPLIES/MATERIALS			
5090-5201-90 SUPPLIES/OTH OPER EXP	2,614.85	4,000	4,000
5090-5230-90 NON-CAPITAL SOFTWARE	0.00	6,000	6,000
5090-5231-90 NON-CAPITAL EQUIPMENT	2,628.74	3,200	3,200
TOTAL SUPPLIES/MATERIALS	5,243.59	13,200	13,200
MAINTENANCE			
5090-5301-90 EQUIPMENT OPER/MAINT	4,100.59	10,000	10,000
5090-5302-90 VEHICLE OPERATION/MAINT	0.00	3,000	3,000
5090-5308-90 SOFTWARE MAINTENANCE	7,500.00	8,000	8,000
TOTAL MAINTENANCE	11,600.59	21,000	21,000
UTILITIES			
5090-5401-90 COMMUNICATIONS - MONTHLY	0.00	1,000	1,000
TOTAL UTILITIES	0.00	1,000	1,000
TRAINING/DUES			
5090-5503-90 TRAVEL AND TRAINING	4,970.51	5,000	5,000
TOTAL TRAINING/DUES	4,970.51	5,000	5,000
PROF/CONTRACT SERV			
5090-5614-90 PROFESSIONAL SERVICES	100.00	3,500	3,500
5090-5622-90 CONTRACT SERVICES	420.00	2,500	2,500
TOTAL PROF/CONTRACT SERV	520.00	6,000	6,000

L U B B O C K C O U N T Y
ADOPTED BUDGET REPORT
AS OF: OCTOBER 1ST, 2009
FISCAL YEAR 2009-2010

011-GENERAL FUND
090-PUBLIC WORKS

EXPENDITURES	2007-2008 YTD ACTUAL	ORIGINAL BUDGET FY09	ADOPTED BUDGET FY10
INSURANCE/BONDS			
5090-5801-90 INSURANCE AND BONDS	0.00	100	100
TOTAL INSURANCE/BONDS	0.00	100	100
TOTAL 090-PUBLIC WORKS	147,179.82	188,910	189,501

L U B B O C K C O U N T Y
ADOPTED BUDGET REPORT
AS OF: OCTOBER 1ST, 2009
011-GENERAL FUND FISCAL YEAR 2009-2010

		2007-2008 YTD ACTUAL	ORIGINAL BUDGET FY09	ADOPTED BUDGET FY10
TOTAL EXPENDITURES		50,469,702.13	62,852,451	64,795,429
TRANSFERS OUT				
9011-9020	XFER TO CONSOLIDATED R & B	1,650,200.00	1,877,314	1,895,269
9011-9041	XFER TO PERMANENT IMPROVEMEN	1,000,000.00	0	0
9011-9051	XFER TO JUVENILE PROBATION	0.00	0	964,838
9011-9071	XFER TO MH-PRIVATE DEFENDER	0.00	104,840	209,680
9011-9083	XFER TO ELECTIONS	31,213.24	0	0
9011-9113	XFER TO REGIONAL PUBLIC DEFE	0.00	72,330	60,701
9011-9146	XFER TO LECD GRANT	1,893.11	5,000	2,200
9011-9164	XFER TO SPATF GRANT	89,699.61	89,262	89,262
9011-9175	XFER TO CDA-VIOL AGAINST WOM	29,520.24	40,469	40,469
9011-9640	XFER TO PRE-TRIAL RELEASE FU	65,196.63	77,353	75,100
TOTAL TRANSFERS OUT		2,867,722.83	2,266,568	3,337,519
TOTAL EXPENDITURES & TRANSFERS OUT		53,337,424.96	65,119,019	68,132,948
FUND BALANCE ADJUSTMENT				
7011-7360	DRAW FROM RESERVES			(4,033,853)
REVENUE OVER/(UNDER) EXPENDITURES		1,843,687.15	(3,500,000)	0

Lubbock County, Texas

Adopted Budget

FY 2009 - 2010

Special Revenue Funds
Revenue & Expenditure
Summaries

L U B B O C K C O U N T Y
ADOPTED BUDGET REPORT
AS OF: OCTOBER 1ST, 2009
020-CONSOLIDATED ROAD&BRIDGE FISCAL YEAR 2009-2010

	2007-2008 YTD ACTUAL	ORIGINAL BUDGET FY09	ADOPTED BUDGET FY10
REVENUE SUMMARY			
INTERGOVERNMENTAL	52,593.65	431,402	431,402
CHARGES FOR SERVICES	1,761,796.98	1,698,000	1,700,000
INTEREST	43,557.40	40,000	35,000
OTHER REVENUE	433,351.23	100,630	200,500
TOTAL REVENUES	2,291,299.26	2,270,032	2,366,902
TRANSFERS IN	1,650,200.00	1,877,314	1,895,269
TOTAL REVENUES & TRANSFERS IN	3,941,499.26	4,147,346	4,262,171
EXPENDITURE SUMMARY			
CONSOLIDATED ROAD&BRIDGE	3,206,811.60	4,201,725	4,202,446
TOTAL EXPENDITURES	3,206,811.60	4,201,725	4,202,446
FUND BALANCE ADJUSTMENT			
7190-7360 DRAW FROM RESERVES			0
REVENUE OVER/(UNDER) EXPENDITURES	734,687.66	(54,379)	59,725

L U B B O C K C O U N T Y
ADOPTED BUDGET REPORT
AS OF: OCTOBER 1ST, 2009
020-CONSOLIDATED ROAD&BRIDGE FISCAL YEAR 2009-2010

REVENUES	2007-2008 YTD ACTUAL	ORIGINAL BUDGET FY09	ADOPTED BUDGET FY10
INTERGOVERNMENTAL			
4201 SPAG GRANT REVENUE	0.00	18,402	18,402
4204 STATE-LATERAL ROADS	52,593.65	53,000	53,000
4207 AUTOMOBILE REGISTRATION	0.00	360,000	360,000
TOTAL INTERGOVERNMENTAL	52,593.65	431,402	431,402
CHARGES FOR SERVICES			
4518 SUBDIVISION PLAT FEE	5,875.00	3,000	5,000
4520 VEHICLE REG - SPECIAL FEE	1,707,143.83	1,670,000	1,670,000
4522 GROSS WEIGHT FEE	48,778.15	25,000	25,000
TOTAL CHARGES FOR SERVICES	1,761,796.98	1,698,000	1,700,000
INTEREST			
4700 INTEREST INCOME	43,557.40	40,000	35,000
TOTAL INTEREST	43,557.40	40,000	35,000
OTHER REVENUE			
4805 DISPOSAL OF PROPERTY	432,816.23	100,130	200,000
4899 OTHER REVENUE	535.00	500	500
TOTAL OTHER REVENUE	433,351.23	100,630	200,500
TOTAL REVENUES	2,291,299.26	2,270,032	2,366,902
TRANSFERS IN			
8020-8011 XFER FROM GENERAL FUND	1,650,200.00	1,877,314	1,895,269
TOTAL TRANSFERS IN	1,650,200.00	1,877,314	1,895,269
TOTAL REVENUES & TRANSFERS IN	3,941,499.26	4,147,346	4,262,171

LUBBOCK COUNTY, TEXAS

TOTAL BUDGET ALL FUNDS vs. CONSOLIDATED ROAD AND BRIDGE

Special revenue funds are used to account for special earmarked revenues that have legal restrictions as to the specific purpose of the expenditures. The Consolidated Road and Bridge Fund includes expenditures for the operation, repair and maintenance of roads and bridges located in Lubbock County. The primary source of revenue to the Road and Bridge Fund consists of a portion of the $10 fee assessed on motor vehicle registrations (as provided by statute)and a transfer from the general fund.

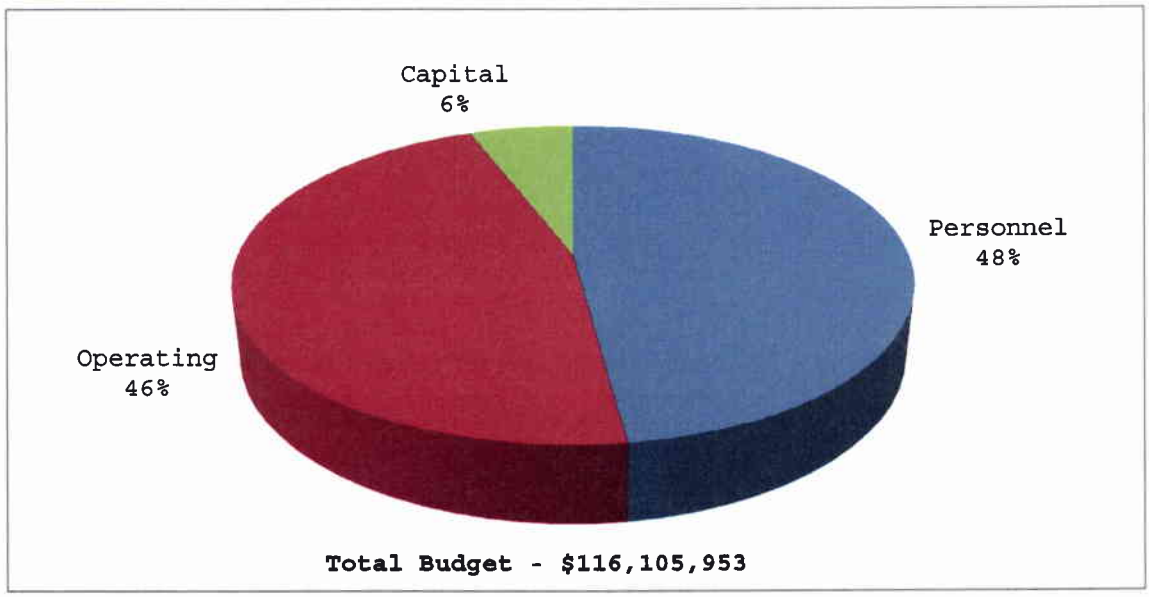

Total Budget - $116,105,953

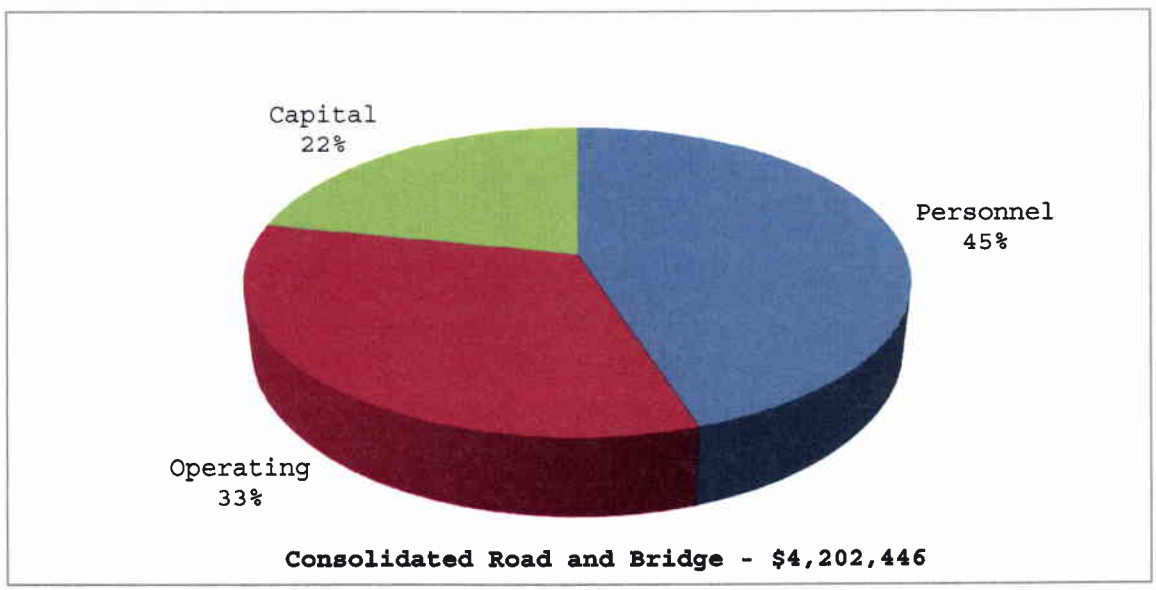

Consolidated Road and Bridge - $4,202,446

LUBBOCK COUNTY, TEXAS

CONSOLIDATED ROAD AND BRIDGE FUND EXPENDITURE SUMMARY

BY CATEGORY DETAIL

The chart below displays all Consolidated Road and Bridge expenditures by category detail.

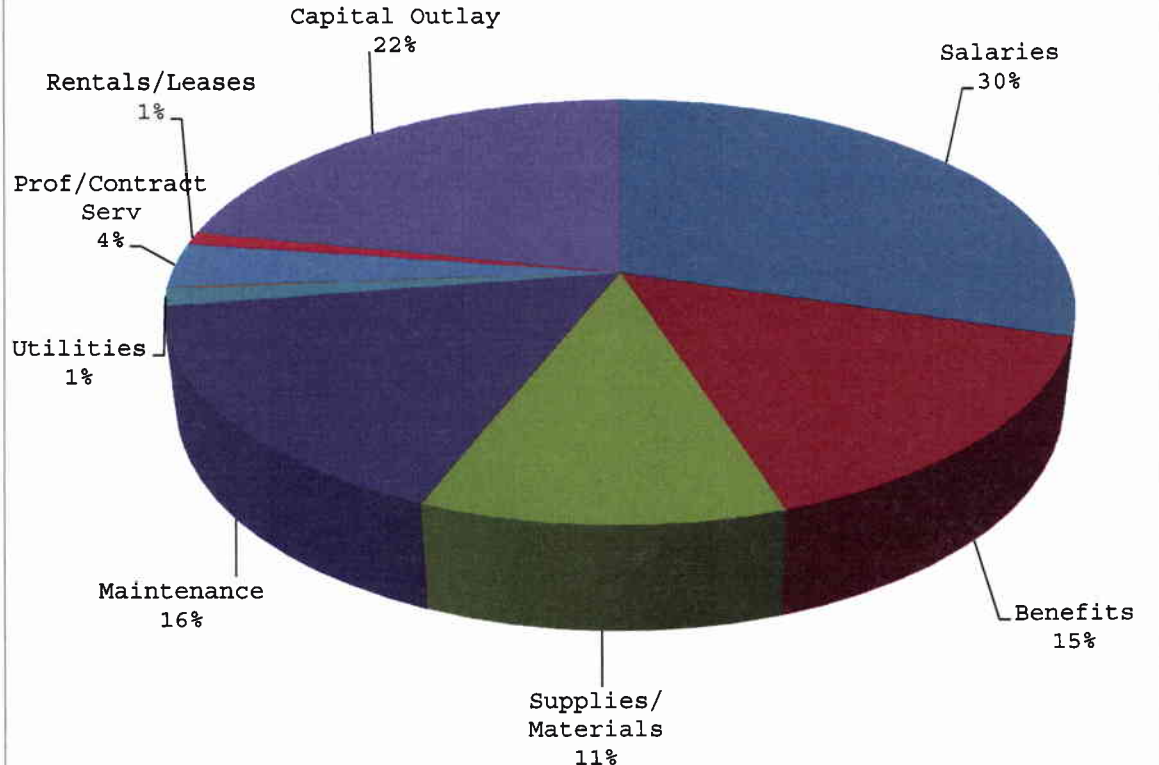

Consolidated Road and Bridge - $4,202,446

LUBBOCK COUNTY
ADOPTED BUDGET REPORT
AS OF: OCTOBER 1ST, 2009
020-CONSOLIDATED ROAD&BRIDGE FISCAL YEAR 2009-2010
CONSOLIDATED ROAD&BRIDGE

EXPENDITURES	2007-2008 YTD ACTUAL	ORIGINAL BUDGET FY09	ADOPTED BUDGET FY10
SALARIES			
5190-5006-90 STAFF EMPLOYEES	966,408.58	1,234,645	1,234,645
5190-5007-90 OVERTIME COMPENSATION	13,765.42	500	500
5190-5008-90 TEMPORARY/SEASONAL	29,807.50	25,000	25,000
TOTAL SALARIES	1,009,981.50	1,260,145	1,260,145
BENEFITS			
5190-5101-90 FICA	59,651.84	78,140	78,129
5190-5102-90 MEDICARE	13,950.73	18,272	18,272
5190-5103-90 RETIREMENT	87,176.52	101,554	116,227
5190-5104-90 GROUP HEALTH INSURANCE	131,488.08	141,570	145,860
5190-5105-90 GROUP DENTAL INSURANCE	6,374.21	7,161	7,378
5190-5106-90 LIFE INSURANCE	1,053.92	1,188	1,224
5190-5107-90 UNEMPLOYMENT INSURANCE	2,021.66	2,520	1,261
5190-5109-90 WORKER'S COMPENSATION	214,754.86	266,773	266,773
TOTAL BENEFITS	516,471.82	617,178	635,124
SUPPLIES/MATERIALS			
5190-5201-90 SUPPLIES/OTH OPER EXP	254,655.43	350,000	446,000
5190-5231-90 NON-CAPITAL EQUIPMENT	10,922.98	3,000	12,300
TOTAL SUPPLIES/MATERIALS	265,578.41	353,000	458,300
MAINTENANCE			
5190-5301-90 EQUIPMENT OPER/MAINT	512,157.03	600,000	280,000
5190-5302-90 VEHICLE OPERATION/MAINT	0.00	0	320,000
5190-5305-90 BUILDING MAINTENANCE	55,014.73	170,000	90,000
TOTAL MAINTENANCE	567,171.76	770,000	690,000
UTILITIES			
5190-5401-90 COMMUNICATION - MONTHLY	14,875.86	20,000	22,000
5190-5405-90 UTILITIES	19,554.14	35,000	35,000
TOTAL UTILITIES	34,430.00	55,000	57,000
TRAINING/DUES			
5190-5503-90 TRAVEL & TRAINING	461.05	4,000	4,000
TOTAL TRAINING/DUES	461.05	4,000	4,000

L U B B O C K C O U N T Y
ADOPTED BUDGET REPORT
AS OF: OCTOBER 1ST, 2009
020-CONSOLIDATED ROAD&BRIDGE FISCAL YEAR 2009-2010
CONSOLIDATED ROAD&BRIDGE

EXPENDITURES	2007-2008 YTD ACTUAL	ORIGINAL BUDGET FY09	ADOPTED BUDGET FY10
PROF/CONTRACT SERV			
5190-5614-90 PROFESSIONAL SERVICES	50.00	4,000	4,000
5190-5622-90 CONTRACT SERVICES	7,005.00	140,000	140,000
TOTAL PROF/CONTRACT SERV	7,055.00	144,000	144,000
RENTALS/LEASES			
5190-5701-90 RENTALS & LEASES	25,777.06	80,000	40,000
TOTAL RENTALS/LEASES	25,777.06	80,000	40,000
CAPITAL OUTLAY			
6190-6020-90 ACQUISITION OF LAND	0.00	250,000	178,338
6190-6405-90 HEAVY EQUIPMENT	622,830.00	643,402	589,539
6190-6407-90 OTHER EQUIPMENT	34,142.00	0	6,000
6190-6502-90 VEHICLES - LIGHT TRUCKS	122,913.00	25,000	140,000
TOTAL CAPITAL OUTLAY	779,885.00	918,402	913,877
TOTAL CONSOLIDATED ROAD&BRIDGE	2,426,926.60	3,283,323	3,288,569

L U B B O C K C O U N T Y
ADOPTED BUDGET REPORT
AS OF: OCTOBER 1ST, 2009
020-CONSOLIDATED ROAD&BRIDGE FISCAL YEAR 2009-2010

	2007-2008 YTD ACTUAL	ORIGINAL BUDGET FY09	ADOPTED BUDGET FY10
TOTAL EXPENDITURES	3,206,811.60	4,201,725	4,202,446
FUND BALANCE ADJUSTMENT			
7190-7360 DRAW FROM RESERVES			0
REVENUE OVER/(UNDER) EXPENDITURES	734,687.66	(54,379)	59,725

STATE OF TEXAS

COUNTY OF LUBBOCK

LUBBOCK COUNTY, TEXAS

TOTAL BUDGET ALL FUNDS vs. ALL SPECIAL REVENUE FUNDS

EXLUDING CONSOLDATED ROAD AND BRIDGE

Special revenue funds are used to account for special earmarked revenues that have legal restrictions as to the specific purpose of the expenditure.

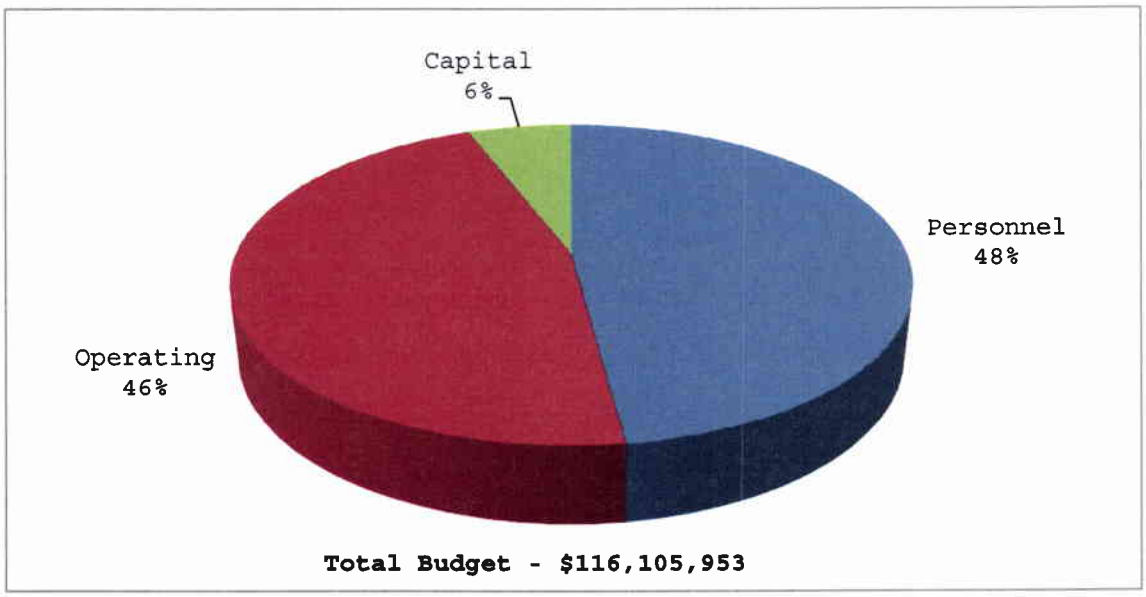

Total Budget - $116,105,953

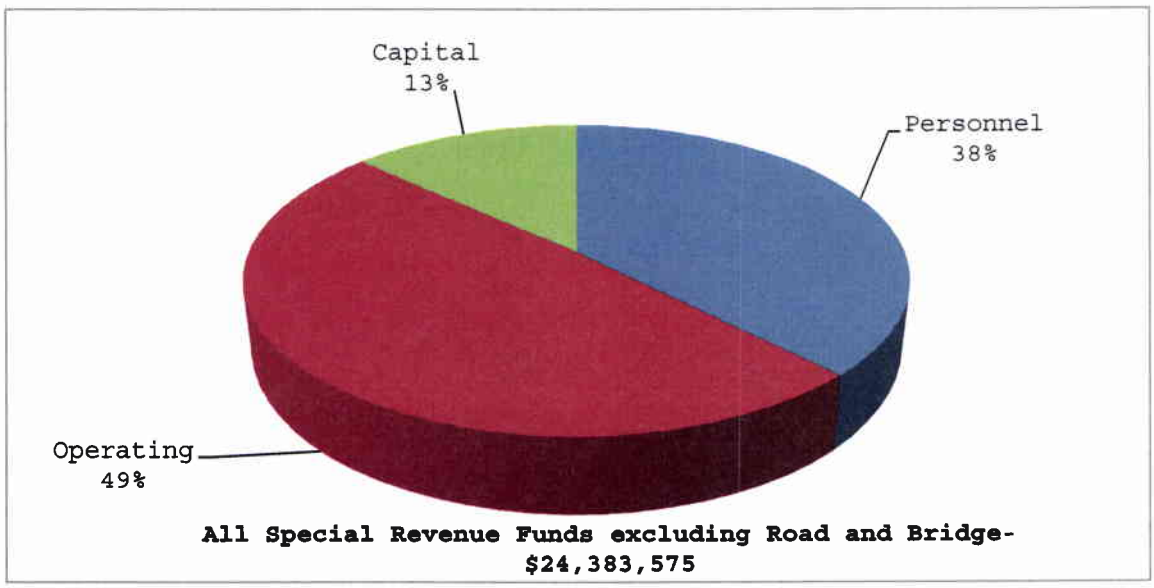

All Special Revenue Funds excluding Road and Bridge- $24,383,575

The chart below displays all Special Revenue Funds excluding Consolidated Road and Bridge expenditures by category detail. Consolidated Road and Bridge is presented separately.

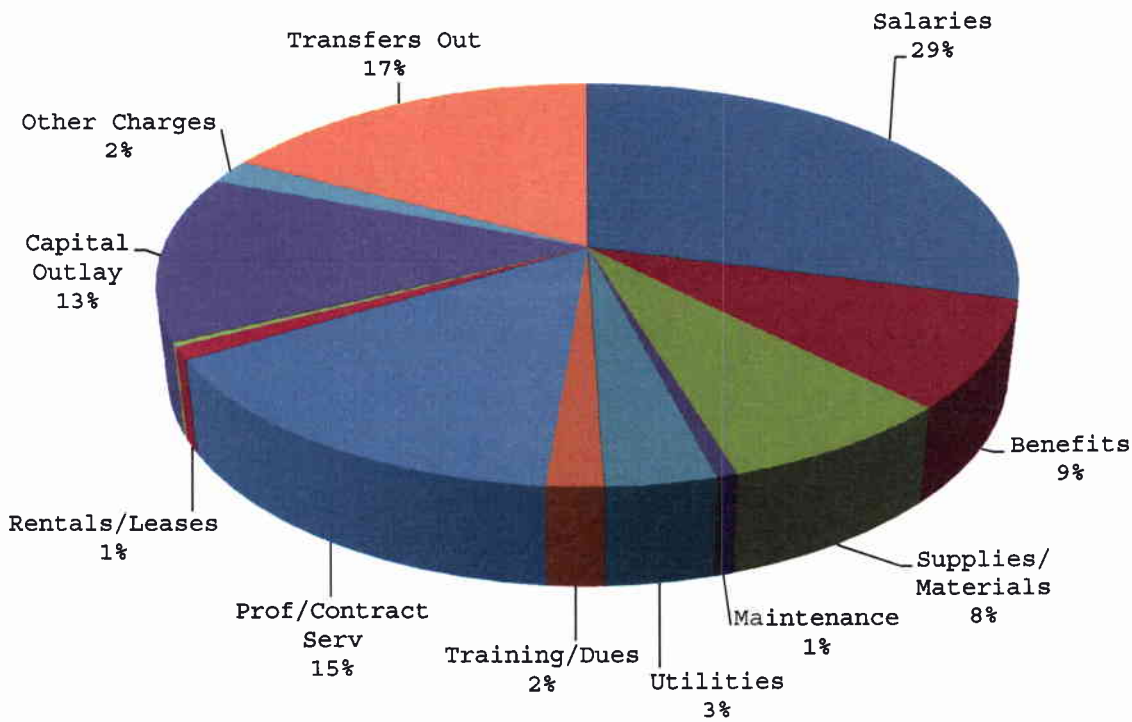

All Special Revenue Funds excluding Consolidated Road and Bridge - $24,383,575

L U B B O C K C O U N T Y
ADOPTED BUDGET REPORT
AS OF: OCTOBER 1ST, 2009
031-PREC. NO.1 PARK FUND FISCAL YEAR 2009-2010

	2007-2008 YTD ACTUAL	ORIGINAL BUDGET FY09	ADOPTED BUDGET FY10
REVENUE SUMMARY			
TAX COLLECTIONS	90,846.25	92,910	94,938
INTEREST	33,431.88	19,250	25,000
OTHER REVENUE	6,405.00	6,000	6,200
TOTAL REVENUES	130,683.13	118,160	126,138
EXPENDITURE SUMMARY			
191-PRECINCT 1 PARK	60,474.45	131,880	122,036
TOTAL EXPENDITURES	60,474.45	131,880	122,036
FUND BALANCE ADJUSTMENT			
7191-7360 DRAW FROM RESERVES			0
REVENUE OVER/(UNDER) EXPENDITURES	70,208.68	(13,720)	4,102

L U B B O C K C O U N T Y
ADOPTED BUDGET REPORT
AS OF: OCTOBER 1ST, 2009
031-PREC. NO.1 PARK FUND FISCAL YEAR 2009-2010

REVENUES	2007-2008 YTD ACTUAL	ORIGINAL BUDGET FY09	ADOPTED BUDGET FY10
TAX COLLECTIONS			
4001 CURRENT AD VALOREM TAXES	88,645.55	90,533	92,638
4004 PEN & INT - CURRENT LEVY	487.81	500	500
4005 DELIQ TAXES - PRIOR YEARS	1,214.03	1,343	1,300
4006 PEN & INT - PRIOR YEARS	498.86	534	500
TOTAL TAX COLLECTIONS	90,846.25	92,910	94,938
INTEREST			
4700 INTEREST INCOME	33,431.88	19,250	25,000
TOTAL INTEREST	33,431.88	19,250	25,000
OTHER REVENUE			
4816 CONTRIBUTIONS	6,405.00	6,000	6,200
TOTAL OTHER REVENUE	6,405.00	6,000	6,200
TOTAL REVENUES	130,683.13	118,160	126,138

LUBBOCK COUNTY
ADOPTED BUDGET REPORT
AS OF: OCTOBER 1ST, 2009
FISCAL YEAR 2009-2010

031-PREC. NO.1 PARK FUND
191-PRECINCT 1 PARK

EXPENDITURES	2007-2008 YTD ACTUAL	ORIGINAL BUDGET FY09	ADOPTED BUDGET FY10
SALARIES			
5191-5006-80 STAFF EMPLOYEES	85.23	18,901	18,901
5191-5008-80 SEASONAL/TEMPORARY	0.00	5,000	5,000
5191-5009-80 PART TIME POSITION	18,085.53	13,125	13,125
TOTAL SALARIES	18,170.76	37,026	37,026
BENEFITS			
5191-5101-80 FICA	917.25	2,296	2,296
5191-5102-80 MEDICARE	214.62	537	537
5191-5103-80 RETIREMENT	1,248.52	2,690	3,014
5191-5104-80 GROUP HEALTH INSURANCE	3,834.09	6,435	6,435
5191-5105-80 GROUP DENTAL INSURANCE	184.12	326	326
5191-5106-80 LIFE INSURANCE	30.45	54	54
5191-5107-80 UNEMPLOYMENT INSURANCE	29.76	112	94
5191-5109-80 WORKER'S COMPENSATION	2,400.07	8,254	8,254
TOTAL BENEFITS	8,858.88	20,704	21,010
SUPPLIES/MATERIALS			
5191-5201-80 SUPPLIES/OTH OPER EXP	834.90	8,150	18,000
5191-5231-80 NON-CAPITAL EQUIPMENT	0.00	5,000	5,000
TOTAL SUPPLIES/MATERIALS	834.90	13,150	23,000
MAINTENANCE			
5191-5305-80 BUILDING MAINTENANCE	704.58	8,000	28,000
TOTAL MAINTENANCE	704.58	8,000	28,000
UTILITIES			
5191-5405-80 UTILITIES	6,127.88	8,000	8,000
TOTAL UTILITIES	6,127.88	8,000	8,000
PROF/CONTRACT SERV			
5191-5614-80 PROFESSIONAL SERVICES	0.00	5,000	5,000
TOTAL PROF/CONTRACT SERV	0.00	5,000	5,000

L U B B O C K C O U N T Y
ADOPTED BUDGET REPORT
AS OF: OCTOBER 1ST, 2009
FISCAL YEAR 2009-2010

031-PREC. NO.1 PARK FUND
191-PRECINCT 1 PARK

EXPENDITURES	2007-2008 YTD ACTUAL	ORIGINAL BUDGET FY09	ADOPTED BUDGET FY10
CAPITAL OUTLAY			
6191-6100-80 BUILDINGS	0.00	20,000	0
6191-6406-80 TRACTORS / MOWERS	0.00	20,000	0
6191-6502-80 VEHICLES	25,777.45	0	0
TOTAL CAPITAL OUTLAY	25,777.45	40,000	0
TOTAL 191-PRECINCT 1 PARK	34,697.00	91,880	122,036

L U B B O C K C O U N T Y
ADOPTED BUDGET REPORT
AS OF: OCTOBER 1ST, 2009
031-PREC. NO.1 PARK FUND FISCAL YEAR 2009-2010

	2007-2008 YTD ACTUAL	ORIGINAL BUDGET FY09	ADOPTED BUDGET FY10
TOTAL EXPENDITURES	60,474.45	131,880	122,036
FUND BALANCE ADJUSTMENT			
7191-7360 DRAW FROM RESERVES			0
REVENUE OVER/(UNDER) EXPENDITURES	70,208.68	(13,720)	4,102

STATE OF TEXAS

COUNTY OF LUBBOCK

L U B B O C K C O U N T Y
ADOPTED BUDGET REPORT
AS OF: OCTOBER 1ST, 2009
032-SLATON/ROOSEVELT PARK FD FISCAL YEAR 2009-2010

	2007-2008 YTD ACTUAL	ORIGINAL BUDGET FY09	ADOPTED BUDGET FY10
REVENUE SUMMARY			
TAX COLLECTIONS	90,846.25	92,833	94,938
INTEREST	20,133.30	13,000	18,000
OTHER REVENUE	2,500.00	2,650	2,650
TOTAL REVENUES	113,479.55	108,483	115,588
EXPENDITURE SUMMARY			
192-SLATON/ROSEVELT PARKS	84,827.74	169,110	169,442
TOTAL EXPENDITURES	84,827.74	169,110	169,442
FUND BALANCE ADJUSTMENT			
7192-7360 DRAW FROM RESERVES			(53,854)
REVENUE OVER/(UNDER) EXPENDITURES	28,651.81	(60,627)	0

L U B B O C K C O U N T Y
ADOPTED BUDGET REPORT
AS OF: OCTOBER 1ST, 2009
032-SLATON/ROOSEVELT PARK FD FISCAL YEAR 2009-2010

REVENUES	2007-2008 YTD ACTUAL	ORIGINAL BUDGET FY09	ADOPTED BUDGET FY10
TAX COLLECTIONS			
4001 CURRENT AD VALOREM TAXES	88,645.55	90,533	92,638
4004 PEN & INT - CURRENT LEVY	487.81	500	500
4005 DELIQ TAXES - PRIOR YEARS	1,214.03	1,300	1,300
4006 PEN & INT - PRIOR YEARS	498.86	500	500
TOTAL TAX COLLECTIONS	90,846.25	92,833	94,938
INTEREST			
4700 INTEREST INCOME	20,133.30	13,000	18,000
TOTAL INTEREST	20,133.30	13,000	18,000
OTHER REVENUE			
4816 CONTRIBUTIONS	2,500.00	2,500	2,500
4899 OTHER INCOME	0.00	150	150
TOTAL OTHER REVENUE	2,500.00	2,650	2,650
TOTAL REVENUES	113,479.55	108,483	115,588

L U B B O C K C O U N T Y
ADOPTED BUDGET REPORT
AS OF: OCTOBER 1ST, 2009
032-SLATON/ROOSEVELT PARK FD FISCAL YEAR 2009-2010
192-SLATON/ROSEVELT PARKS

EXPENDITURES	2007-2008 YTD ACTUAL	ORIGINAL BUDGET FY09	ADOPTED BUDGET FY10
SALARIES			
5192-5006-80 STAFF EMPLOYEES	22,262.43	44,193	44,193
5192-5008-80 SEASONAL/TEMPORARY	8,135.89	9,020	9,020
5192-5009-80 PART TIME POSITION	10,520.98	11,300	11,300
TOTAL SALARIES	40,919.30	64,513	64,513
BENEFITS			
5192-5101-80 FICA	2,206.66	4,000	4,000
5192-5102-80 MEDICARE	516.10	936	936
5192-5103-80 RETIREMENT	2,931.14	4,587	5,222
5192-5104-80 GROUP HEALTH INSURANCE	8,977.46	10,726	10,725
5192-5105-80 GROUP DENTAL INSURANCE	434.51	543	543
5192-5106-80 LIFE INSURANCE	71.85	90	90
5192-5107-80 UNEMPLOYMENT INSURANCE	82.08	92	67
5192-5109-80 WORKER'S COMPENSATION	6,009.79	6,723	6,446
TOTAL BENEFITS	21,229.59	27,697	28,029
SUPPLIES/MATERIALS			
5192-5201-80 SUPPLIES/OTH OPER EXP	2,965.42	2,500	2,500
5192-5231-80 NON-CAPITAL EQUIPMENT	0.00	1,200	1,200
TOTAL SUPPLIES/MATERIALS	2,965.42	3,700	3,700
MAINTENANCE			
5192-5301-80 EQUIPMENT OPER/MAINT	441.30	2,400	2,400
5192-5305-80 BUILDING MAINTENANCE	10,786.10	21,600	21,600
5192-5309-80 GROUNDS MAINTENANCE	1,217.92	2,000	2,000
TOTAL MAINTENANCE	12,445.32	26,000	26,000
UTILITIES			
5192-5405-80 UTILITIES	7,268.11	10,000	10,000
TOTAL UTILITIES	7,268.11	10,000	10,000
TRAINING/DUES			
5192-5503-80 TRAVEL AND TRAINING	0.00	1,000	1,000
TOTAL TRAINING/DUES	0.00	1,000	1,000
PROF/CONTRACT SERV			
5192-5622-80 CONTRACT SERVICES	0.00	1,200	1,200
TOTAL PROF/CONTRACT SERV	0.00	1,200	1,200

L U B B O C K C O U N T Y
ADOPTED BUDGET REPORT
AS OF: OCTOBER 1ST, 2009
032-SLATON/ROOSEVELT PARK FD FISCAL YEAR 2009-2010
192-SLATON/ROSEVELT PARKS

EXPENDITURES	2007-2008 YTD ACTUAL	ORIGINAL BUDGET FY09	ADOPTED BUDGET FY10
CAPITAL OUTLAY			
6192-6406-80 TRACTORS / MOWERS	0.00	20,000	20,000
6192-6407-80 OTHER EQUIPMENT	0.00	15,000	15,000
TOTAL CAPITAL OUTLAY	0.00	35,000	35,000
TOTAL 192-SLATON/ROSEVELT PARKS	84,827.74	134,110	134,442

L U B B O C K C O U N T Y
ADOPTED BUDGET REPORT
AS OF: OCTOBER 1ST, 2009
032-SLATON/ROOSEVELT PARK FD FISCAL YEAR 2009-2010

	2007-2008 YTD ACTUAL	ORIGINAL BUDGET FY09	ADOPTED BUDGET FY10
TOTAL EXPENDITURES	84,827.74	169,110	169,442
FUND BALANCE ADJUSTMENT			
7192-7360 DRAW FROM RESERVES			(53,854)
REVENUE OVER/(UNDER) EXPENDITURES	28,651.81	(60,627)	0

STATE OF TEXAS

COUNTY OF LUBBOCK

L U B B O C K C O U N T Y
ADOPTED BUDGET REPORT
AS OF: OCTOBER 1ST, 2009
033-IDALOU/NEW DEAL PARK FUND FISCAL YEAR 2009-2010

	2007-2008 YTD ACTUAL	ORIGINAL BUDGET FY09	ADOPTED BUDGET FY10
REVENUE SUMMARY			
TAX COLLECTIONS	90,846.25	93,358	95,013
INTEREST	9,802.52	6,300	6,800
OTHER REVENUE	5,775.00	10,100	10,100
TOTAL REVENUES	106,423.77	109,758	111,913
EXPENDITURE SUMMARY			
193-IDALOU/NEW DEAL PARKS	36,014.38	151,322	119,609
TOTAL EXPENDITURES	36,014.38	151,322	119,609
FUND BALANCE ADJUSTMENT			
7193-7360 DRAW FROM RESERVES			(7,696)
REVENUE OVER/(UNDER) EXPENDITURES	70,409.39	(41,564)	0

L U B B O C K C O U N T Y
ADOPTED BUDGET REPORT
AS OF: OCTOBER 1ST, 2009
033-IDALOU/NEW DEAL PARK FUND FISCAL YEAR 2009-2010

REVENUES	2007-2008 YTD ACTUAL	ORIGINAL BUDGET FY09	ADOPTED BUDGET FY10
TAX COLLECTIONS			
4001 CURRENT AD VALOREM TAXES	88,645.55	90,533	92,638
4004 PEN & INT - CURRENT LEVY	487.81	500	500
4005 DELIQ TAXES - PRIOR YEARS	1,214.03	1,750	1,300
4006 PEN & INT - PRIOR YEARS	498.86	575	575
TOTAL TAX COLLECTIONS	90,846.25	93,358	95,013
INTEREST			
4700 INTEREST INCOME	9,802.52	6,300	6,800
TOTAL INTEREST	9,802.52	6,300	6,800
OTHER REVENUE			
4816 CONTRIBUTIONS	5,775.00	6,800	6,800
4899 OTHER REVENUE	0.00	3,300	3,300
TOTAL OTHER REVENUE	5,775.00	10,100	10,100
TOTAL REVENUES	106,423.77	109,758	111,913

LUBBOCK COUNTY
ADOPTED BUDGET REPORT
AS OF: OCTOBER 1ST, 2009

033-IDALOU/NEW DEAL PARK FUND FISCAL YEAR 2009-2010
193-IDALOU/NEW DEAL PARKS

EXPENDITURES	2007-2008 YTD ACTUAL	ORIGINAL BUDGET FY09	ADOPTED BUDGET FY10
SALARIES			
5193-5006-80 STAFF EMPLOYEES	85.23	18,571	18,571
5193-5008-80 SEASONAL/TEMPORARY	0.00	3,000	3,000
5193-5009-80 REGULAR PART TIME	17,577.28	20,000	20,000
TOTAL SALARIES	17,662.51	41,571	41,571
BENEFITS			
5193-5101-80 FICA	1,088.75	2,598	2,577
5193-5102-80 MEDICARE	254.58	608	603
5193-5103-80 RETIREMENT	1,570.47	3,294	3,630
5193-5104-80 GROUP HEALTH INSURANCE	10.72	6,435	6,435
5193-5105-80 GROUP DENTAL INSURANCE	0.53	326	326
5193-5106-80 LIFE INSURANCE	35.97	54	54
5193-5107-80 UNEMPLOYMENT INSURANCE	35.37	46	23
5193-5109-80 WORKER'S COMPENSATION	2,576.07	3,390	3,390
TOTAL BENEFITS	5,572.46	16,751	17,038
SUPPLIES/MATERIALS			
5193-5201-80 SUPPLIES/OTH OPER EXP	1,692.80	10,000	6,000
5193-5216-80 SEAL COAT MATERIALS	0.00	0	4,000
TOTAL SUPPLIES/MATERIALS	1,692.80	10,000	10,000
MAINTENANCE			
5193-5301-80 EQUIPMENT OPER/MAINT	124.95	500	4,000
5193-5305-80 BUILDING MAINTENANCE	2,654.94	4,000	4,000
5193-5309-80 GROUNDS MAINTENANCE	0.00	500	8,000
TOTAL MAINTENANCE	2,779.89	5,000	16,000
UTILITIES			
5193-5401-80 COMMUNICATIONS - MONTHLY	0.00	1,000	0
5193-5405-80 UTILITIES	8,306.72	7,000	5,000
TOTAL UTILITIES	8,306.72	8,000	5,000
CAPITAL OUTLAY			
6193-6103-80 BUILDING RENOV. CONTRACTS	0.00	50,000	30,000
6193-6406-80 TRACTORS / MOWERS	0.00	20,000	0
TOTAL CAPITAL OUTLAY	0.00	70,000	30,000
TOTAL 193-IDALOU/NEW DEAL PARKS	36,014.38	81,322	89,609

L U B B O C K C O U N T Y
ADOPTED BUDGET REPORT
AS OF: OCTOBER 1ST, 2009
033-IDALOU/NEW DEAL PARK FUND FISCAL YEAR 2009-2010

	2007-2008 YTD ACTUAL	ORIGINAL BUDGET FY09	ADOPTED BUDGET FY10
TOTAL EXPENDITURES	36,014.38	151,322	119,609
FUND BALANCE ADJUSTMENT			
7193-7360 DRAW FROM RESERVES			(7,696)
REVENUE OVER/(UNDER) EXPENDITURES	70,409.39	(41,564)	0

L U B B O C K C O U N T Y
ADOPTED BUDGET REPORT
AS OF: OCTOBER 1ST, 2009
034-SHALLOWATER PARK FUND FISCAL YEAR 2009-2010

	2007-2008 YTD ACTUAL	ORIGINAL BUDGET FY09	ADOPTED BUDGET FY10
REVENUE SUMMARY			
TAX COLLECTIONS	90,846.25	92,833	94,938
INTEREST	24,346.16	11,000	20,000
OTHER REVENUE	2,325.83	1,700	2,000
TOTAL REVENUES	117,518.24	105,533	116,938
EXPENDITURE SUMMARY			
194-SHALLOWATER PARK	103,973.05	103,882	122,856
TOTAL EXPENDITURES	103,973.05	103,882	122,856
FUND BALANCE ADJUSTMENT			
7194-7360 DRAW FROM RESERVES			(5,918)
REVENUE OVER/(UNDER) EXPENDITURES	13,545.19	1,651	0

L U B B O C K C O U N T Y
ADOPTED BUDGET REPORT
AS OF: OCTOBER 1ST, 2009
034-SHALLOWATER PARK FUND FISCAL YEAR 2009-2010

REVENUES	2007-2008 YTD ACTUAL	ORIGINAL BUDGET FY09	ADOPTED BUDGET FY10
TAX COLLECTIONS			
4001 CURRENT AD VALOREM TAXES	88,614.57	90,533	92,638
4004 PEN & INT - CURRENT LEVY	487.81	500	500
4005 DELIQ TAXES - PRIOR YEARS	1,245.01	1,300	1,300
4006 PEN & INT - PRIOR YEARS	498.86	500	500
TOTAL TAX COLLECTIONS	90,846.25	92,833	94,938
INTEREST			
4700 INTEREST INCOME	24,346.16	11,000	20,000
TOTAL INTEREST	24,346.16	11,000	20,000
OTHER REVENUE			
4816 CONTRIBUTIONS	2,225.00	1,700	2,000
4899 OTHER REVENUE	100.83	0	0
TOTAL OTHER REVENUE	2,325.83	1,700	2,000
TOTAL REVENUES	117,518.24	105,533	116,938

LUBBOCK COUNTY
ADOPTED BUDGET REPORT
AS OF: OCTOBER 1ST, 2009
FISCAL YEAR 2009-2010

034-SHALLOWATER PARK FUND
194-SHALLOWATER PARK

EXPENDITURES	2007-2008 YTD ACTUAL	ORIGINAL BUDGET FY09	ADOPTED BUDGET FY10
SALARIES			
5194-5006-80 STAFF EMPLOYEES	34,800.86	18,571	18,571
5194-5008-80 SEASONAL/TEMPORARY	0.00	500	500
5194-5009-80 PART TIME POSITION	13,855.10	13,125	13,125
TOTAL SALARIES	48,655.96	32,196	32,196
BENEFITS			
5194-5101-80 FICA	2,859.82	2,017	1,996
5194-5102-80 MEDICARE	668.90	471	466
5194-5103-80 RETIREMENT	4,304.42	2,690	2,983
5194-5104-80 GROUP HEALTH INSURANCE	8,435.67	6,435	6,435
5194-5105-80 GROUP DENTAL INSURANCE	432.40	326	326
5194-5106-80 LIFE INSURANCE	71.50	54	54
5194-5107-80 UNEMPLOYMENT INSURANCE	98.07	103	90
5194-5109-80 WORKER'S COMPENSATION	7,151.84	7,590	7,590
TOTAL BENEFITS	24,022.62	19,686	19,940
SUPPLIES/MATERIALS			
5194-5201-80 SUPPLIES/OTH OPER EXP	2,260.39	2,000	18,320
5194-5231-80 NON-CAPITAL EQUIPMENT	0.00	1,000	2,400
TOTAL SUPPLIES/MATERIALS	2,260.39	3,000	20,720
MAINTENANCE			
5194-5301-80 EQUIPMENT OPER/MAINT	1,815.87	2,500	4,000
5194-5305-80 BUILDING MAINTENANCE	12,267.58	15,000	5,000
5194-5309-80 GROUNDS MAINTENANCE	1,005.61	1,500	1,500
TOTAL MAINTENANCE	15,089.06	19,000	10,500
UTILITIES			
5194-5405-80 UTILITIES	7,551.02	9,000	9,000
TOTAL UTILITIES	7,551.02	9,000	9,000
PROF/CONTRACT SERV			
5194-5614-80 PROFESSIONAL SERVICES	0.00	1,000	2,500
TOTAL PROF/CONTRACT SERV	0.00	1,000	2,500

L U B B O C K C O U N T Y
ADOPTED BUDGET REPORT
AS OF: OCTOBER 1ST, 2009
FISCAL YEAR 2009-2010

034-SHALLOWATER PARK FUND
194-SHALLOWATER PARK

EXPENDITURES	2007-2008 YTD ACTUAL	ORIGINAL BUDGET FY09	ADOPTED BUDGET FY10
CAPITAL OUTLAY			
6194-6205-80 OTHER IMPROVEMENTS	6,394.00	0	28,000
6194-6406-80 TRACTORS / MOWERS	0.00	20,000	0
TOTAL CAPITAL OUTLAY	6,394.00	20,000	28,000
TOTAL 194-SHALLOWATER PARK	97,579.05	83,882	94,856

L U B B O C K C O U N T Y
ADOPTED BUDGET REPORT
AS OF: OCTOBER 1ST, 2009
034-SHALLOWATER PARK FUND FISCAL YEAR 2009-2010

	2007-2008 YTD ACTUAL	ORIGINAL BUDGET FY09	ADOPTED BUDGET FY10
TOTAL EXPENDITURES	103,973.05	103,882	122,856
FUND BALANCE ADJUSTMENT			
7194-7360 DRAW FROM RESERVES			(5,918)
REVENUE OVER/(UNDER) EXPENDITURES	13,545.19	1,651	0

STATE OF TEXAS

COUNTY OF LUBBOCK

L U B B O C K C O U N T Y
ADOPTED BUDGET REPORT
AS OF: OCTOBER 1ST, 2009
041-PERM IMPROVEMENT FND FISCAL YEAR 2009-2010

	2007-2008 YTD ACTUAL	ORIGINAL BUDGET FY09	ADOPTED BUDGET FY10
REVENUE SUMMARY			
TAX COLLECTIONS	1,260,060.54	1,360,372	708,664
INTEREST	73,949.73	45,000	80,000
OTHER REVENUE	483,732.00	483,732	483,732
TOTAL REVENUES	1,817,742.27	1,889,104	1,272,396
TRANSFERS IN	1,000,000.00	0	0
TOTAL REVENUES & TRANSFERS IN	2,817,742.27	1,889,104	1,272,396
EXPENDITURE SUMMARY			
061-PERMANENT IMPROVEMENT	1,470,586.97	2,754,000	2,762,000
TOTAL EXPENDITURES	1,470,586.97	2,754,000	2,762,000
FUND BALANCE ADJUSTMENT			
7061-7036 DRAW FROM RESERVES			(1,489,604)
REVENUE OVER/(UNDER) EXPENDITURES	1,347,155.30	(864,896)	0

L U B B O C K C O U N T Y
ADOPTED BUDGET REPORT
AS OF: OCTOBER 1ST, 2009
041-PERM IMPROVEMENT FND FISCAL YEAR 2009-2010

REVENUES	2007-2008 YTD ACTUAL	ORIGINAL BUDGET FY09	ADOPTED BUDGET FY10
TAX COLLECTIONS			
4001 CURRENT AD VALOREM TAXES	1,231,188.79	1,331,372	681,164
4004 PEN & INT CURRENT LEVY	6,817.94	6,000	4,000
4005 DELQ TAXES - PRIOR YEARS	15,657.82	17,000	17,000
4006 PEN & INT - PRIOR YEARS	6,395.99	6,000	6,500
TOTAL TAX COLLECTIONS	1,260,060.54	1,360,372	708,664
INTEREST			
4700 INTEREST INCOME	73,949.73	45,000	80,000
TOTAL INTEREST	73,949.73	45,000	80,000
OTHER REVENUE			
4835 CRTC LEASE	483,732.00	483,732	483,732
TOTAL OTHER REVENUE	483,732.00	483,732	483,732
TOTAL REVENUES	1,817,742.27	1,889,104	1,272,396
TRANSFERS IN			
8041-8011 XFER FROM GENERAL FUND	1,000,000.00	0	0
TOTAL TRANSFERS IN	1,000,000.00	0	0
TOTAL REVENUES & TRANSFERS IN	2,817,742.27	1,889,104	1,272,396

L U B B O C K C O U N T Y
ADOPTED BUDGET REPORT
AS OF: OCTOBER 1ST, 2009
FISCAL YEAR 2009-2010

041-PERM IMPROVEMENT FND
061-PERMANENT IMPROVEMENT

EXPENDITURES	2007-2008 YTD ACTUAL	ORIGINAL BUDGET FY09	ADOPTED BUDGET FY10
PROF/CONTRACT SERV			
5061-5614-95 PROFESSIONAL SERVICES	62,455.55	274,000	242,000
TOTAL PROF/CONTRACT SERV	62,455.55	274,000	242,000
RENTALS/LEASES			
5061-5799-95 RENOV/REPAIR NON-CONTRACT	48,232.37	135,000	200,000
TOTAL RENTALS/LEASES	48,232.37	135,000	200,000
CAPITAL OUTLAY			
6061-6205-95 PHASE IV - V COURTHOUSE	1,176,089.35	0	0
6061-6208-95 COURTHOUSE RENOVATIONS	20,487.05	540,000	1,100,000
6061-6211-95 RENOVATION 900 MAIN	163,322.65	1,555,000	595,000
6061-6222-95 CENTRAL GARAGE	0.00	250,000	250,000
6061-6223-95 OTHER BLDG RENOVATIONS	0.00	0	375,000
TOTAL CAPITAL OUTLAY	1,359,899.05	2,345,000	2,320,000
TOTAL 061-PERMANENT IMPROVEMENT	110,687.92	409,000	442,000

L U B B O C K C O U N T Y
ADOPTED BUDGET REPORT
AS OF: OCTOBER 1ST, 2009
041-PERM IMPROVEMENT FND FISCAL YEAR 2009-2010

	2007-2008 YTD ACTUAL	ORIGINAL BUDGET FY09	ADOPTED BUDGET FY10
TOTAL EXPENDITURES	1,470,586.97	2,754,000	2,762,000
FUND BALANCE ADJUSTMENT			
7061-7036 DRAW FROM RESERVES			(1,489,604)
REVENUE OVER/(UNDER) EXPENDITURES	1,347,155.30	(864,896)	0

L U B B O C K C O U N T Y
ADOPTED BUDGET REPORT
AS OF: OCTOBER 1ST, 2009
042-NEW ROAD FUND FISCAL YEAR 2009-2010

	2007-2008 YTD ACTUAL	ORIGINAL BUDGET FY09	ADOPTED BUDGET FY10
REVENUE SUMMARY			
INTERGOVERNMENTAL	0.00	50,000	0
CHARGES FOR SERVICES	425,835.57	420,000	420,000
INTEREST	106,694.99	90,000	90,000
TOTAL REVENUES	532,530.56	560,000	510,000
EXPENDITURE SUMMARY			
090-NEW ROAD FUND	507,669.22	1,109,435	751,500
TOTAL EXPENDITURES	507,669.22	1,109,435	751,500
FUND BALANCE ADJUSTMENT			
7090-7360 DRAW FROM RESERVES			(241,500)
REVENUE OVER/(UNDER) EXPENDITURES	24,861.34	(549,435)	0

L U B B O C K C O U N T Y
ADOPTED BUDGET REPORT
AS OF: OCTOBER 1ST, 2009
042-NEW ROAD FUND FISCAL YEAR 2009-2010

REVENUES	2007-2008 YTD ACTUAL	ORIGINAL BUDGET FY09	ADOPTED BUDGET FY10
INTERGOVERNMENTAL			
4204 TX DOT STRIPING REVENUE	0.00	50,000	0
TOTAL INTERGOVERNMENTAL	0.00	50,000	0
CHARGES FOR SERVICES			
4520 VEHICLE REG.-SPECIAL FEE	425,835.57	420,000	420,000
TOTAL CHARGES FOR SERVICES	425,835.57	420,000	420,000
INTEREST			
4700 INTEREST INCOME	106,694.99	90,000	90,000
TOTAL INTEREST	106,694.99	90,000	90,000
TOTAL REVENUES	532,530.56	560,000	510,000

L U B B O C K C O U N T Y
ADOPTED BUDGET REPORT
AS OF: OCTOBER 1ST, 2009
FISCAL YEAR 2009-2010

042-NEW ROAD FUND
090-NEW ROAD FUND

EXPENDITURES	2007-2008 YTD ACTUAL	ORIGINAL BUDGET FY09	ADOPTED BUDGET FY10
SUPPLIES/MATERIALS			
5090-5201-90 SUPPLIES/OTHER	298,647.62	500,000	496,500
TOTAL SUPPLIES/MATERIALS	298,647.62	500,000	496,500
PROF/CONTRACT SERV			
5090-5622-91 CONTRACT SERVICES	0.00	454,435	100,000
TOTAL PROF/CONTRACT SERV	0.00	454,435	100,000
OTHER CHARGES			
5090-5916-91 RIGHT OF WAY EXPENDITURE	0.00	0	0
TOTAL OTHER CHARGES	0.00	0	0
CAPITAL OUTLAY			
6090-6205-91 OTHER IMPROVEMENTS	77,810.00	50,000	0
6090-6405-91 HEAVY EQUIPMENT	131,211.60	105,000	155,000
TOTAL CAPITAL OUTLAY	209,021.60	155,000	155,000
TOTAL 090-NEW ROAD FUND	298,647.62	954,435	596,500

L U B B O C K C O U N T Y
ADOPTED BUDGET REPORT
AS OF: OCTOBER 1ST, 2009
042-NEW ROAD FUND FISCAL YEAR 2009-2010

	2007-2008 YTD ACTUAL	ORIGINAL BUDGET FY09	ADOPTED BUDGET FY10
TOTAL EXPENDITURES	507,669.22	1,109,435	751,500
FUND BALANCE ADJUSTMENT			
7090-7360 DRAW FROM RESERVES			(241,500)
REVENUE OVER/(UNDER) EXPENDITURES	24,861.34	(549,435)	0

L U B B O C K C O U N T Y
ADOPTED BUDGET REPORT
AS OF: OCTOBER 1ST, 2009

046-SAFE SCHOOL PROGRAM/JJAEP FISCAL YEAR 2009-2010

	2007-2008 YTD ACTUAL	ORIGINAL BUDGET FY09	ADOPTED BUDGET FY10
REVENUE SUMMARY			
INTERGOVERNMENTAL	79,632.00	82,000	82,000
TOTAL REVENUES	79,632.00	82,000	82,000
EXPENDITURE SUMMARY			
051-SAFE SCHOOL JJAEP-JUV	79,632.00	82,000	82,000
TOTAL EXPENDITURES	79,632.00	82,000	82,000
FUND BALANCE ADJUSTMENT			
REVENUE OVER/(UNDER) EXPENDITURES	0.00	0	0

L U B B O C K C O U N T Y
ADOPTED BUDGET REPORT
AS OF: OCTOBER 1ST, 2009
046-SAFE SCHOOL PROGRAM/JJAEP FISCAL YEAR 2009-2010

REVENUES	2007-2008 YTD ACTUAL	ORIGINAL BUDGET FY09	ADOPTED BUDGET FY10
INTERGOVERNMENTAL			
4203 TJPC-P JJAEP GRANT REVENUE	79,632.00	82,000	82,000
TOTAL INTERGOVERNMENTAL	79,632.00	82,000	82,000
TOTAL REVENUES	79,632.00	82,000	82,000

L U B B O C K C O U N T Y
ADOPTED BUDGET REPORT
AS OF: OCTOBER 1ST, 2009
046-SAFE SCHOOL PROGRAM/JJAEP FISCAL YEAR 2009-2010
051-SAFE SCHOOL JJAEP-JUV

EXPENDITURES	2007-2008 YTD ACTUAL	ORIGINAL BUDGET FY09	ADOPTED BUDGET FY10
PROF/CONTRACT SERV			
5051-5623-35 INTER LOCAL AGREEMENTS	79,632.00	82,000	82,000
TOTAL PROF/CONTRACT SERV	79,632.00	82,000	82,000
TOTAL 051-SAFE SCHOOL JJAEP-JUV	79,632.00	82,000	82,000

L U B B O C K C O U N T Y
ADOPTED BUDGET REPORT
AS OF: OCTOBER 1ST, 2009
046-SAFE SCHOOL PROGRAM/JJAEP FISCAL YEAR 2009-2010

	2007-2008 YTD ACTUAL	ORIGINAL BUDGET FY09	ADOPTED BUDGET FY10
TOTAL EXPENDITURES	79,632.00	82,000	82,000
FUND BALANCE ADJUSTMENT			
REVENUE OVER/(UNDER) EXPENDITURES	0.00	0	0

L U B B O C K C O U N T Y
ADOPTED BUDGET REPORT
AS OF: OCTOBER 1ST, 2009
047-TJPC-C COMMITMENT REDUCE FISCAL YEAR 2009-2010

	2007-2008 YTD ACTUAL	ORIGINAL BUDGET FY09	ADOPTED BUDGET FY10
REVENUE SUMMARY			
INTERGOVERNMENTAL	0.00	0	408,800
TOTAL REVENUES	0.00	0	408,800
EXPENDITURE SUMMARY			
TJPC-C COMMITMENT REDUCT	0.00	0	408,800
TOTAL EXPENDITURES	0.00	0	408,800
FUND BALANCE ADJUSTMENT			
REVENUE OVER/(UNDER) EXPENDITURES	0.00	0	0

L U B B O C K C O U N T Y
ADOPTED BUDGET REPORT
AS OF: OCTOBER 1ST, 2009
047-TJPC-C COMMITMENT REDUCE FISCAL YEAR 2009-2010

REVENUES	2007-2008 YTD ACTUAL	ORIGINAL BUDGET FY09	ADOPTED BUDGET FY10
INTERGOVERNMENTAL			
4201 TJPC-C GRANT REVENUE	0.00	0	408,800
TOTAL INTERGOVERNMENTAL	0.00	0	408,800
TOTAL REVENUES	0.00	0	408,800

L U B B O C K C O U N T Y
ADOPTED BUDGET REPORT
AS OF: OCTOBER 1ST, 2009
047-TJPC-C COMMITMENT REDUCE FISCAL YEAR 2009-2010
TJPC-C COMMITMENT REDUCT

EXPENDITURES	2007-2008 YTD ACTUAL	ORIGINAL BUDGET FY09	ADOPTED BUDGET FY10
UTILITIES			
5051-5401-35 COMMUNICATIONS MONTHLY	0.00	0	3,470
5051-5444-35 RESIDENTIAL PLACEMENTS (C)	0.00	0	294,625
TOTAL UTILITIES	0.00	0	298,095
TRAINING/DUES			
5051-5503-35 TRAVEL AND TRAINING	0.00	0	17,020
TOTAL TRAINING/DUES	0.00	0	17,020
PROF/CONTRACT SERV			
5051-5622-35 CONTRACT SERVICES	0.00	0	79,510
5051-5648-35 ELECTRONIC MONITOR	0.00	0	14,175
TOTAL PROF/CONTRACT SERV	0.00	0	93,685
TOTAL TJPC-C COMMITMENT REDUCT	0.00	0	408,800

L U B B O C K C O U N T Y
ADOPTED BUDGET REPORT
AS OF: OCTOBER 1ST, 2009
047-TJPC-C COMMITMENT REDUCE FISCAL YEAR 2009-2010

	2007-2008 YTD ACTUAL	ORIGINAL BUDGET FY09	ADOPTED BUDGET FY10
TOTAL EXPENDITURES	0.00	0	408,800
FUND BALANCE ADJUSTMENT			
REVENUE OVER/(UNDER) EXPENDITURES	0.00	0	0

L U B B O C K C O U N T Y
ADOPTED BUDGET REPORT
AS OF: OCTOBER 1ST, 2009
050-STAR PROGRAM - JUVENILE FISCAL YEAR 2009-2010

	2007-2008 YTD ACTUAL	ORIGINAL BUDGET FY09	ADOPTED BUDGET FY10
REVENUE SUMMARY			
INTERGOVERNMENTAL	320,208.98	386,782	342,818
TOTAL REVENUES	320,208.98	386,782	342,818
TRANSFERS IN	128,146.97	128,579	169,229
TOTAL REVENUES & TRANSFERS IN	448,355.95	515,361	512,047
EXPENDITURE SUMMARY			
051-STAR PROGRAM-JUVENILE	448,355.95	515,361	512,047
TOTAL EXPENDITURES	448,355.95	515,361	512,047
FUND BALANCE ADJUSTMENT			
REVENUE OVER/(UNDER) EXPENDITURES	0.00	0	0

L U B B O C K C O U N T Y
ADOPTED BUDGET REPORT
AS OF: OCTOBER 1ST, 2009
050-STAR PROGRAM - JUVENILE FISCAL YEAR 2009-2010

REVENUES	2007-2008 YTD ACTUAL	ORIGINAL BUDGET FY09	ADOPTED BUDGET FY10
INTERGOVERNMENTAL			
4240 STAR PROGRAM-JUVENILE	256,293.94	320,998	331,418
4255 PROG SANCTIONS 1,2,3 (G) GRANT	51,534.00	51,534	0
4270 JUV SALARY SUPP PAY-STATE	12,381.04	14,250	11,400
TOTAL INTERGOVERNMENTAL	320,208.98	386,782	342,818
TOTAL REVENUES	320,208.98	386,782	342,818
TRANSFERS IN			
8050-8051 XFER FROM LCJJC	0.00	0	117,695
8050-8054 XFER FRM TJPC JUV COMM (G)	0.00	0	51,534
8050-8064 XFER FROM TITLE IV-E ADMIN	128,146.97	128,579	0
TOTAL TRANSFERS IN	128,146.97	128,579	169,229
TOTAL REVENUES & TRANSFERS IN	448,355.95	515,361	512,047

L U B B O C K C O U N T Y
ADOPTED BUDGET REPORT
AS OF: OCTOBER 1ST, 2009
050-STAR PROGRAM - JUVENILE FISCAL YEAR 2009-2010
051-STAR PROGRAM-JUVENILE

EXPENDITURES	2007-2008 YTD ACTUAL	ORIGINAL BUDGET FY09	ADOPTED BUDGET FY10
SALARIES			
5051-5006-35 STAFF EMPLOYEES	300,337.20	365,152	365,152
5051-5010-35 SUPPLEMENT PROBATION	1,974.06	2,333	0
5051-5011-35 SUPPLEMENT DETENTION	8,476.69	9,331	9,331
TOTAL SALARIES	310,787.95	376,816	374,483
BENEFITS			
5051-5101-35 FICA	19,013.42	23,363	23,218
5051-5102-35 MEDICARE	4,446.98	5,464	5,430
5051-5103-35 RETIREMENT	27,193.58	33,122	35,239
5051-5104-35 GROUP HEALTH INSURANCE	36,808.11	36,610	38,610
5051-5105-35 GROUP DENTAL INSURANCE	1,778.01	1,953	1,953
5051-5106-35 LIFE INSURANCE	293.84	324	324
5051-5107-35 UNEMPLOYMENT INSURANCE	644.88	754	374
5051-5109-35 WORKER'S COMPENSATION	5,225.18	6,255	6,216
TOTAL BENEFITS	95,404.00	107,845	111,364
SUPPLIES/MATERIALS			
5051-5201-35 SUPPLIES/OTH OPER EXP	1,667.49	1,700	1,200
5051-5224-35 UNIFORMS	1,895.69	4,000	3,500
5051-5227-35 RESIDENT SUPPLIES	2,668.34	3,500	3,000
5051-5231-35 NON-CAPITAL EQUIPMENT	119.99	2,000	0
TOTAL SUPPLIES/MATERIALS	6,351.51	11,200	7,700
MAINTENANCE			
5051-5302-35 VEHICLE OPERATION/MAINT	13,721.22	15,500	13,000
TOTAL MAINTENANCE	13,721.22	15,500	13,000
TRAINING/DUES			
5051-5503-35 TRAVEL AND TRAINING	3,259.27	4,000	5,500
TOTAL TRAINING/DUES	3,259.27	4,000	5,500
CAPITAL OUTLAY			
6051-6501-35 CAPITAL OUTLAY-AUTOS	18,832.00	0	0
TOTAL CAPITAL OUTLAY	18,832.00	0	0
TOTAL 051-STAR PROGRAM-JUVENILE	429,523.95	515,361	512,047

L U B B O C K C O U N T Y
ADOPTED BUDGET REPORT
AS OF: OCTOBER 1ST, 2009
050-STAR PROGRAM - JUVENILE FISCAL YEAR 2009-2010

	2007-2008 YTD ACTUAL	ORIGINAL BUDGET FY09	ADOPTED BUDGET FY10
TOTAL EXPENDITURES	448,355.95	515,361	512,047
FUND BALANCE ADJUSTMENT			
REVENUE OVER/(UNDER) EXPENDITURES	0.00	0	0

L U B B O C K C O U N T Y
ADOPTED BUDGET REPORT
AS OF: OCTOBER 1ST, 2009
051-JUVENILE PROBATION FUND FISCAL YEAR 2009-2010

	2007-2008 YTD ACTUAL	ORIGINAL BUDGET FY09	ADOPTED BUDGET FY10
REVENUE SUMMARY			
TAX COLLECTIONS	3,406,732.39	3,522,659	3,827,403
INTERGOVERNMENTAL	50,917.99	54,150	54,150
CHARGES FOR SERVICES	17,661.25	13,000	13,000
INTEREST	105,659.92	62,500	62,500
OTHER REVENUE	1,718.50	3,800	3,800
TOTAL REVENUES	3,582,690.05	3,656,109	3,960,853
TRANSFERS IN	26,534.00	26,534	964,838
TOTAL REVENUES & TRANSFERS IN	3,609,224.05	3,682,643	4,925,691
EXPENDITURE SUMMARY			
051-JUVENILE PROB/DETENTI	1,812,636.92	2,082,557	2,144,942
TOTAL EXPENDITURES	1,812,636.92	2,082,557	2,144,942
TRANSFERS OUT	2,357,204.03	3,021,525	4,143,402
TOTAL EXPENDITURES & TRANSFERS OUT	4,169,840.95	5,104,082	6,288,344
FUND BALANCE ADJUSTMENT			
7051-7360 DRAW FROM RESERVES			(1,362,653)
REVENUE OVER/(UNDER) EXPENDITURES	(560,616.90)	(1,421,439)	0

L U B B O C K C O U N T Y
ADOPTED BUDGET REPORT
AS OF: OCTOBER 1ST, 2009
051-JUVENILE PROBATION FUND FISCAL YEAR 2009-2010

REVENUES	2007-2008 YTD ACTUAL	ORIGINAL BUDGET FY09	ADOPTED BUDGET FY10
TAX COLLECTIONS			
4001 CURRENT AD VALOREM TAXES	3,324,458.63	3,399,659	3,746,403
4004 PEN & INT CURRENT LEVY	18,294.18	18,000	18,000
4005 DELQ TAXES - PRIOR YEARS	45,271.40	80,000	45,000
4006 PEN & INT - PRIOR YEARS	18,708.18	25,000	18,000
TOTAL TAX COLLECTIONS	3,406,732.39	3,522,659	3,827,403
INTERGOVERNMENTAL			
4270 JUV SALARY SUPP PAY-STATE	50,917.99	54,150	54,150
TOTAL INTERGOVERNMENTAL	50,917.99	54,150	54,150
CHARGES FOR SERVICES			
4519 JUVENILE PROBATION FEES	17,661.25	13,000	13,000
TOTAL CHARGES FOR SERVICES	17,661.25	13,000	13,000
INTEREST			
4700 INTEREST INCOME	105,659.92	62,500	62,500
TOTAL INTEREST	105,659.92	62,500	62,500
OTHER REVENUE			
4818 SUPPORT PAYMENTS -PARENTS	105.00	1,000	1,000
4899 OTHER REVENUE	1,613.50	2,800	2,800
TOTAL OTHER REVENUE	1,718.50	3,800	3,800
TOTAL REVENUES	3,582,690.05	3,656,109	3,960,853
TRANSFERS IN			
8051-8011 XFER FROM GENERAL FUND	0.00	0	964,838
8051-8064 XFER FROM TITLE IV-E	26,534.00	26,534	0
TOTAL TRANSFERS IN	26,534.00	26,534	964,838
TOTAL REVENUES & TRANSFERS IN	3,609,224.05	3,682,643	4,925,691

LUBBOCK COUNTY
ADOPTED BUDGET REPORT
AS OF: OCTOBER 1ST, 2009
FISCAL YEAR 2009-2010

051-JUVENILE PROBATION FUND
051-JUVENILE PROB/DETENTION

EXPENDITURES	2007-2008 YTD ACTUAL	ORIGINAL BUDGET FY09	ADOPTED BUDGET FY10
SALARIES			
5051-5002-35 APPOINTED OFFICIALS	87,274.92	92,522	92,522
5051-5006-35 STAFF EMPLOYEES	838,859.69	988,096	1,013,065
5051-5007-35 OVERTIME COMPENSATION	203.86	500	500
5051-5008-35 TEMPORARY/SEASONAL	0.00	8,500	8,500
5051-5010-35 SUPPLEMENT PROBATION	42,980.70	44,323	44,323
TOTAL SALARIES	969,319.17	1,133,941	1,158,910
BENEFITS			
5051-5101-35 FICA	57,926.46	70,304	71,852
5051-5102-35 MEDICARE	13,547.17	16,443	16,804
5051-5103-35 RETIREMENT	86,300.44	98,121	108,253
5051-5104-35 GROUP HEALTH INSURANCE	96,927.76	102,960	107,250
5051-5105-35 GROUP DENTAL INSURANCE	5,111.14	5,208	5,425
5051-5106-35 LIFE INSURANCE	845.16	864	900
5051-5107-35 UNEMPLOYMENT INSURANCE	1,977.98	2,268	1,160
5051-5109-35 WORKER'S COMPENSAITON	16,002.97	18,823	19,238
TOTAL BENEFITS	278,639.08	314,991	330,882
SUPPLIES/MATERIALS			
5051-5201-35 SUPPLIES/OTH OPER EXP	41,394.33	38,550	40,550
5051-5224-35 UNIFORMS	4,879.44	5,000	5,000
5051-5227-35 RESIDENT SUPPLIES	5,880.78	5,500	5,500
5051-5228-35 LAW BOOKS	733.00	1,000	1,000
5051-5230-35 NON CAPITAL SOFTWARE	430.50	500	500
5051-5231-35 NON-CAPITAL EQUIPMENT	2,207.64	5,000	3,000
TOTAL SUPPLIES/MATERIALS	55,525.69	55,550	55,550
MAINTENANCE			
5051-5301-35 EQUIPMENT OPER/MAINT	574.50	1,000	1,000
5051-5302-35 VEHICLE OPERATION/MAINT	10,073.41	6,500	6,500
5051-5305-35 BUILDING MAINTENANCE	28,687.20	34,000	34,000
5051-5309-35 GROUNDS MAINTENANCE	4,748.19	3,000	3,000
TOTAL MAINTENANCE	44,083.30	44,500	44,500
UTILITIES			
5051-5401-35 COMMUNICATIONS - MONTHLY	40,258.25	38,000	38,000
5051-5405-35 UTILITIES	134,704.46	150,000	150,000
TOTAL UTILITIES	174,962.71	188,000	188,000

L U B B O C K C O U N T Y
ADOPTED BUDGET REPORT
AS OF: OCTOBER 1ST, 2009
FISCAL YEAR 2009-2010

051-JUVENILE PROBATION FUND
051-JUVENILE PROB/DETENTION

EXPENDITURES	2007-2008 YTD ACTUAL	ORIGINAL BUDGET FY09	ADOPTED BUDGET FY10
TRAINING/DUES			
5051-5503-35 TRAVEL AND TRAINING	85,144.99	100,000	100,000
5051-5505-35 ASSOCIATION DUES	160.00	325	325
TOTAL TRAINING/DUES	85,304.99	100,325	100,325
PROF/CONTRACT SERV			
5051-5622-35 CONTRACT SERVICES	172,369.46	210,000	210,000
5051-5648-35 ELECTRONIC MONITOR	56.00	0	12,175
TOTAL PROF/CONTRACT SERV	172,425.46	210,000	222,175
RENTALS/LEASES			
5051-5702-35 BLDG EXP-RENT/LEASE	32,272.77	35,000	36,350
TOTAL RENTALS/LEASES	32,272.77	35,000	36,350
INSURANCE/BONDS			
5051-5801-35 INSURANCE AND BONDS	103.75	250	250
TOTAL INSURANCE/BONDS	103.75	250	250
CAPITAL OUTLAY			
6051-6501-35 CAPITAL OUTLAY-AUTOS	0.00	0	8,000
TOTAL CAPITAL OUTLAY	0.00	0	8,000
TOTAL 051-JUVENILE PROB/DETENTION	1,812,636.92	2,082,557	2,136,942

L U B B O C K C O U N T Y
ADOPTED BUDGET REPORT
AS OF: OCTOBER 1ST, 2009
051-JUVENILE PROBATION FUND FISCAL YEAR 2009-2010

	2007-2008 YTD ACTUAL	ORIGINAL BUDGET FY09	ADOPTED BUDGET FY10
TOTAL EXPENDITURES	1,812,636.92	2,082,557	2,144,942
TRANSFERS OUT			
9051-9050 XFER TO STAR PROGRAM	0.00	0	117,695
9051-9054 XFER TO JUV PROB COMM FD	213,025.18	313,065	315,477
9051-9055 XFER TO JUVENILE DETENTION	1,693,514.94	2,174,742	2,154,918
9051-9057 XFER TO FOOD SERVICE	123,215.70	144,098	132,997
9051-9058 XFER TO JUV SUBSTANCE ABUSE	324,565.21	389,620	612,154
9051-9064 XFER TO TITLE IV-E	0.00	0	810,161
9051-9066 XFER TO JABG-CITY CNTY BLOCK	2,883.00	0	0
TOTAL TRANSFERS OUT	2,357,204.03	3,021,525	4,143,402
TOTAL EXPENDITURES & TRANSFERS OUT	4,169,840.95	5,104,082	6,288,344
FUND BALANCE ADJUSTMENT			
7051-7360 DRAW FROM RESERVES			(1,362,653)
REVENUE OVER/(UNDER) EXPENDITURES	(560,616.90)	(1,421,439)	0

STATE OF TEXAS

COUNTY OF LUBBOCK

L U B B O C K C O U N T Y
ADOPTED BUDGET REPORT
AS OF: OCTOBER 1ST, 2009
054-TJPC JUV PROB COMM GRANT FISCAL YEAR 2009-2010

	2007-2008 YTD ACTUAL	ORIGINAL BUDGET FY09	ADOPTED BUDGET FY10
REVENUE SUMMARY			
INTERGOVERNMENTAL	369,746.34	435,233	500,892
TOTAL REVENUES	369,746.34	435,233	500,892
TRANSFERS IN	214,184.50	313,065	315,477
TOTAL REVENUES & TRANSFERS IN	583,930.84	748,298	816,369
EXPENDITURE SUMMARY			
051-JUVENILE PROB COMM GR	583,930.84	748,298	764,835
TOTAL EXPENDITURES	583,930.84	748,298	764,835
TRANSFERS OUT	0.00	0	51,534
TOTAL EXPENDITURES & TRANSFERS OUT	583,930.84	748,298	816,369
FUND BALANCE ADJUSTMENT			
REVENUE OVER/(UNDER) EXPENDITURES	0.00	0	0

L U B B O C K C O U N T Y
ADOPTED BUDGET REPORT
AS OF: OCTOBER 1ST, 2009
054-TJPC JUV PROB COMM GRANT FISCAL YEAR 2009-2010

REVENUES	2007-2008 YTD ACTUAL	ORIGINAL BUDGET FY09	ADOPTED BUDGET FY10
INTERGOVERNMENTAL			
4215 TJPC-A-STATE AID	160,331.00	160,331	160,331
4226 PROGRESSIVE SANCTION (F)	99,492.00	99,492	99,492
4255 PROG SANCTIONS, 1,2,3 (G) GRT	0.00	0	51,534
4257 DIVERSIONARY PLCMT (H)	85,600.02	149,760	163,885
4270 TJPC-Z SALARY ADJUSTMENT	24,323.32	25,650	25,650
TOTAL INTERGOVERNMENTAL	369,746.34	435,233	500,892
TOTAL REVENUES	369,746.34	435,233	500,892
TRANSFERS IN			
8054-8051 XFER FROM LCJJC	214,184.50	313,065	315,477
TOTAL TRANSFERS IN	214,184.50	313,065	315,477
TOTAL REVENUES & TRANSFERS IN	583,930.84	748,298	816,369

L U B B O C K C O U N T Y
ADOPTED BUDGET REPORT
AS OF: OCTOBER 1ST, 2009
FISCAL YEAR 2009-2010

054-TJPC JUV PROB COMM GRANT
051-JUVENILE PROB COMM GRANT

EXPENDITURES	2007-2008 YTD ACTUAL	ORIGINAL BUDGET FY09	ADOPTED BUDGET FY10
SALARIES			
5051-5006-35 STAFF EMPLOYEES	357,634.76	441,212	441,212
5051-5007-35 OVERTIME COMPENSATION	1,125.88	1,500	1,500
5051-5010-35 SUPPLEMENT PROBATION	16,317.42	16,329	16,329
5051-5011-35 SUPPLEMENT DETENTION	4,208.90	4,665	4,665
TOTAL SALARIES	379,286.96	463,706	463,706
BENEFITS			
5051-5101-35 FICA	22,322.38	28,749	28,749
5051-5102-35 MEDICARE	5,220.39	6,725	6,725
5051-5103-35 RETIREMENT	33,545.05	40,760	43,635
5051-5104-35 GROUP HEALTH INSURANCE	43,247.20	47,190	47,190
5051-5105-35 GROUP DENTAL INSURANCE	2,035.39	2,387	2,387
5051-5106-35 LIFE INSURANCE	372.74	396	396
5051-5107-35 UNEMPLOYMENT INSURANCE	762.24	927	464
5051-5109-35 WORKER'S COMPENSATION	6,237.58	7,698	7,698
TOTAL BENEFITS	113,742.97	134,832	137,244
UTILITIES			
5051-5444-35 RESIDENTIAL PLACEMENTS (H)	90,900.91	149,760	163,885
TOTAL UTILITIES	90,900.91	149,760	163,885
TOTAL 051-JUVENILE PROB COMM GRANT	583,930.84	748,298	764,835

L U B B O C K C O U N T Y
ADOPTED BUDGET REPORT
AS OF: OCTOBER 1ST, 2009
054-TJPC JUV PROB COMM GRANT FISCAL YEAR 2009-2010

	2007-2008 YTD ACTUAL	ORIGINAL BUDGET FY09	ADOPTED BUDGET FY10
TOTAL EXPENDITURES	583,930.84	748,298	764,835
TRANSFERS OUT			
9054-9050 XFER TO STAR PROGRAM (G)	0.00	0	51,534
TOTAL TRANSFERS OUT	0.00	0	51,534
TOTAL EXPENDITURES & TRANSFERS OUT	583,930.84	748,298	816,369
FUND BALANCE ADJUSTMENT			
REVENUE OVER/(UNDER) EXPENDITURES	0.00	0	0

L U B B O C K C O U N T Y
ADOPTED BUDGET REPORT
AS OF: OCTOBER 1ST, 2009
055-JUVENILE DETENTION FUND FISCAL YEAR 2009-2010

	2007-2008 YTD ACTUAL	ORIGINAL BUDGET FY09	ADOPTED BUDGET FY10
REVENUE SUMMARY			
INTERGOVERNMENTAL	731,265.85	678,814	727,986
CHARGES FOR SERVICES	400,364.25	340,000	360,000
TOTAL REVENUES	1,131,630.10	1,018,814	1,087,986
TRANSFERS IN	1,718,106.66	2,174,742	2,154,918
TOTAL REVENUES & TRANSFERS IN	2,849,736.76	3,193,556	3,242,904
EXPENDITURE SUMMARY			
051-JUV DETENTION FUND	2,849,408.20	3,193,556	3,242,904
TOTAL EXPENDITURES	2,849,408.20	3,193,556	3,242,904
FUND BALANCE ADJUSTMENT			
REVENUE OVER/(UNDER) EXPENDITURES	328.56	0	0

L U B B O C K C O U N T Y
ADOPTED BUDGET REPORT
AS OF: OCTOBER 1ST, 2009
055-JUVENILE DETENTION FUND FISCAL YEAR 2009-2010

REVENUES	2007-2008 YTD ACTUAL	ORIGINAL BUDGET FY09	ADOPTED BUDGET FY10
INTERGOVERNMENTAL			
4212 TJPC-Y COMM CORR ASST GRT	346,313.00	343,902	343,677
4254 REIMBURSEMENT LCJJC PLACEMENT	0.00	0	0
4262 TJPC-V LOCAL POST ADJUDICAITON	228,650.00	178,687	228,084
4265 TJPC-L LEVEL 5 REIMBURSEMENT	82,830.00	75,000	75,000
4270 JUV SALARY SUPP PAY-STATE	73,472.85	81,225	81,225
TOTAL INTERGOVERNMENTAL	731,265.85	678,814	727,986
CHARGES FOR SERVICES			
4513 CONTRACTSERV-OTHER COUNTIES	400,364.25	340,000	360,000
TOTAL CHARGES FOR SERVICES	400,364.25	340,000	360,000
TOTAL REVENUES	1,131,630.10	1,018,814	1,087,986
TRANSFERS IN			
8055-8051 XFER FM LCJJC	1,718,106.66	2,174,742	2,154,918
TOTAL TRANSFERS IN	1,718,106.66	2,174,742	2,154,918
TOTAL REVENUES & TRANSFERS IN	2,849,736.76	3,193,556	3,242,904

L U B B O C K C O U N T Y
ADOPTED BUDGET REPORT
AS OF: OCTOBER 1ST, 2009
055-JUVENILE DETENTION FUND FISCAL YEAR 2009-2010
051-JUV DETENTION FUND

EXPENDITURES	2007-2008 YTD ACTUAL	ORIGINAL BUDGET FY09	ADOPTED BUDGET FY10
SALARIES			
5051-5006-35 STAFF EMPLOYEES	1,731,328.92	1,920,543	1,920,543
5051-5007-35 OVERTIME COMPENSATION	23,974.06	25,000	25,000
5051-5009-35 PART TIME POSITION	29,190.75	32,575	32,575
5051-5010-35 SUPPLEMENT PROBATION	11,732.19	13,996	13,996
5051-5011-35 SUPPLEMENT DETENTION	50,276.05	48,987	48,987
TOTAL SALARIES	1,846,501.97	2,041,101	2,041,101
BENEFITS			
5051-5101-35 FICA	110,388.09	126,549	126,549
5051-5102-35 MEDICARE	25,816.12	29,596	29,596
5051-5103-35 RETIREMENT	163,500.55	179,180	192,068
5051-5104-35 GROUP HEALTH INSURANCE	240,793.10	248,820	248,820
5051-5105-35 GROUP DENTAL INSURANCE	11,555.44	12,586	12,586
5051-5106-35 LIFE INSURANCE	1,911.07	2,088	2,088
5051-5107-35 UNEMPLOYMENT INSURANCE	3,686.81	4,082	2,042
5051-5109-35 WORKER'S COMPENSATION	30,381.00	33,882	33,882
TOTAL BENEFITS	588,032.18	636,783	647,631
SUPPLIES/MATERIALS			
5051-5201-35 SUPPLIES/OTHER OPER EXP	44,209.59	25,500	41,650
5051-5227-35 RESIDENT SUPPLIES	27,401.08	28,572	28,572
5051-5230-35 NON-CAPITAL SOFTWARE	311.00	500	500
5051-5231-35 NON-CAPITAL EQUIPMENT	0.00	24,000	0
TOTAL SUPPLIES/MATERIALS	71,921.67	78,572	70,722
MAINTENANCE			
5051-5301-35 EQUIPMENT OPER/MAINT	182.27	1,000	1,500
5051-5302-35 VEHICLE OPERATION/MAINT	2,384.80	2,500	2,500
TOTAL MAINTENANCE	2,567.07	3,500	4,000
TRAINING/DUES			
5051-5502-35 RESIDENT TRANSPORTATION	11,220.00	15,000	15,000
TOTAL TRAINING/DUES	11,220.00	15,000	15,000
PROF/CONTRACT SERV			
5051-5611-35 MEDICAL FOR RESIDENTS	2,451.16	3,000	3,000
5051-5622-35 CONTRACT SERVICES	93,488.50	140,600	140,600
5051-5642-35 RESIDENTIAL PLACEMENTS	150,275.65	200,000	200,000
TOTAL PROF/CONTRACT SERV	246,215.31	343,600	343,600

L U B B O C K C O U N T Y
ADOPTED BUDGET REPORT
AS OF: OCTOBER 1ST, 2009
FISCAL YEAR 2009-2010

055-JUVENILE DETENTION FUND
051-JUV DETENTION FUND

EXPENDITURES	2007-2008 YTD ACTUAL	ORIGINAL BUDGET FY09	ADOPTED BUDGET FY10
INSURANCE/BONDS			
5051-5815-35 PROGRAM SANCTION LEVEL 5	82,950.00	75,000	75,000
TOTAL INSURANCE/BONDS	82,950.00	75,000	75,000
CAPITAL OUTLAY			
6051-6407-35 OTHER EQUIPMENT	0.00	0	17,850
6051-6501-35 VEHICLES - CARS	0.00	0	28,000
TOTAL CAPITAL OUTLAY	0.00	0	45,850
TOTAL 051-JUV DETENTION FUND	2,849,408.20	3,193,556	3,197,054

L U B B O C K C O U N T Y
ADOPTED BUDGET REPORT
AS OF: OCTOBER 1ST, 2009
055-JUVENILE DETENTION FUND FISCAL YEAR 2009-2010

	2007-2008 YTD ACTUAL	ORIGINAL BUDGET FY09	ADOPTED BUDGET FY10
TOTAL EXPENDITURES	2,849,408.20	3,193,556	3,242,904
FUND BALANCE ADJUSTMENT			
REVENUE OVER/(UNDER) EXPENDITURES	328.56	0	0

STATE OF TEXAS

COUNTY OF LUBBOCK

L U B B O C K C O U N T Y
ADOPTED BUDGET REPORT
AS OF: OCTOBER 1ST, 2009
057-JUVENILE FOOD SERVICE FUN FISCAL YEAR 2009-2010

	2007-2008 YTD ACTUAL	ORIGINAL BUDGET FY09	ADOPTED BUDGET FY10
REVENUE SUMMARY			
INTERGOVERNMENTAL	145,020.61	127,500	143,000
TOTAL REVENUES	145,020.61	127,500	143,000
TRANSFERS IN	120,810.19	144,098	132,997
TOTAL REVENUES & TRANSFERS IN	265,830.80	271,598	275,997
EXPENDITURE SUMMARY			
057-JUV FOOD SERVICE	265,381.88	271,598	275,997
TOTAL EXPENDITURES	265,381.88	271,598	275,997
FUND BALANCE ADJUSTMENT			
REVENUE OVER/(UNDER) EXPENDITURES	448.92	0	0

L U B B O C K C O U N T Y
ADOPTED BUDGET REPORT
AS OF: OCTOBER 1ST, 2009
057-JUVENILE FOOD SERVICE FUN FISCAL YEAR 2009-2010

REVENUES	2007-2008 YTD ACTUAL	ORIGINAL BUDGET FY09	ADOPTED BUDGET FY10
INTERGOVERNMENTAL			
4266 DHS SCHOOL MEAL PROGRAM	128,628.96	127,500	127,500
4267 DHS COMMODITIES PROGRAM	16,391.65	0	15,500
TOTAL INTERGOVERNMENTAL	145,020.61	127,500	143,000
TOTAL REVENUES	145,020.61	127,500	143,000
TRANSFERS IN			
8057-8051 XFER FROM LCJJC	120,810.19	144,098	132,997
TOTAL TRANSFERS IN	120,810.19	144,098	132,997
TOTAL REVENUES & TRANSFERS IN	265,830.80	271,598	275,997

L U B B O C K C O U N T Y
ADOPTED BUDGET REPORT
AS OF: OCTOBER 1ST, 2009

057-JUVENILE FOOD SERVICE FUN FISCAL YEAR 2009-2010
057-JUV FOOD SERVICE

EXPENDITURES	2007-2008 YTD ACTUAL	ORIGINAL BUDGET FY09	ADOPTED BUDGET FY10
SALARIES			
5051-5006-35 STAFF EMPLOYEES	73,017.31	82,930	82,930
5051-5007-35 OVERTIME COMPENSATION	4,303.15	2,000	1,000
5051-5008-35 TEMPORARY/SEASONAL	3,077.01	4,000	5,750
TOTAL SALARIES	80,397.47	88,930	89,680
BENEFITS			
5051-5101-35 FICA	4,906.59	5,514	5,561
5051-5102-35 MEDICARE	1,147.46	1,290	1,300
5051-5103-35 RETIREMENT	6,851.07	6,981	7,898
5051-5104-35 GROUP HEALTH INSURANCE	7,766.04	12,870	12,870
5051-5105-35 GROUP DENTAL INSURANCE	579.36	651	651
5051-5106-35 LIFE INSURANCE	95.84	108	108
5051-5107-35 UNEMPLOYMENT INSURANCE	162.93	178	90
5051-5109-35 WORKERS COMPENSATION	1,335.35	1,476	1,489
TOTAL BENEFITS	22,844.64	29,068	29,967
SUPPLIES/MATERIALS			
5051-5201-35 SUPPLIES/OTHER OPER EXP	921.66	500	500
5051-5206-35 KITCHEN SUPPLIES	1,228.52	3,000	2,000
5051-5219-35 FOOD	151,494.88	138,000	140,000
5051-5231-35 NON-CAPITAL EQUIPMENT	0.00	4,000	4,000
TOTAL SUPPLIES/MATERIALS	153,645.06	145,500	146,500
MAINTENANCE			
5051-5301-35 EQUIPMENT OPER/MAINT	183.25	250	250
TOTAL MAINTENANCE	183.25	250	250
TRAINING/DUES			
5051-5503-35 TRAVEL AND TRAINING	0.00	250	0
TOTAL TRAINING/DUES	0.00	250	0
PROF/CONTRACT SERV			
5051-5622-35 CONTRACT SERVICES	6,475.92	5,500	7,500
TOTAL PROF/CONTRACT SERV	6,475.92	5,500	7,500
RENTALS/LEASES			
5051-5701-35 RENTALS AND LEASES	1,835.54	2,100	2,100
TOTAL RENTALS/LEASES	1,835.54	2,100	2,100
TOTAL 057-JUV FOOD SERVICE	265,381.88	271,598	275,997

L U B B O C K C O U N T Y
ADOPTED BUDGET REPORT
AS OF: OCTOBER 1ST, 2009
057-JUVENILE FOOD SERVICE FUN FISCAL YEAR 2009-2010

	2007-2008 YTD ACTUAL	ORIGINAL BUDGET FY09	ADOPTED BUDGET FY10
TOTAL EXPENDITURES	265,381.88	271,598	275,997
FUND BALANCE ADJUSTMENT			
REVENUE OVER/(UNDER) EXPENDITURES	448.92	0	0

L U B B O C K C O U N T Y
ADOPTED BUDGET REPORT
AS OF: OCTOBER 1ST, 2009
058-JUV SUBSTANCE ABUSE TREA FISCAL YEAR 2009-2010

	2007-2008 YTD ACTUAL	ORIGINAL BUDGET FY09	ADOPTED BUDGET FY10
REVENUE SUMMARY			
INTERGOVERNMENTAL	15,720.17	17,100	17,100
TOTAL REVENUES	15,720.17	17,100	17,100
TRANSFERS IN	547,623.21	612,678	612,154
TOTAL REVENUES & TRANSFERS IN	563,343.38	629,778	629,254
EXPENDITURE SUMMARY			
051-JUV SUBSTANCE ABUSE	563,343.38	629,778	629,254
TOTAL EXPENDITURES	563,343.38	629,778	629,254
FUND BALANCE ADJUSTMENT			
REVENUE OVER/(UNDER) EXPENDITURES	0.00	0	0

L U B B O C K C O U N T Y
ADOPTED BUDGET REPORT
AS OF: OCTOBER 1ST, 2009
058-JUV SUBSTANCE ABUSE TREA FISCAL YEAR 2009-2010

REVENUES	2007-2008 YTD ACTUAL	ORIGINAL BUDGET FY09	ADOPTED BUDGET FY10
INTERGOVERNMENTAL			
4270 JUV SALARY SUPP PAY-STATE	15,720.17	17,100	17,100
TOTAL INTERGOVERNMENTAL	15,720.17	17,100	17,100
TOTAL REVENUES	15,720.17	17,100	17,100
TRANSFERS IN			
8058-8051 XFER FROM JUV PROB FUND	324,565.21	389,620	612,154
8058-8064 XFER FROM TITLE IV-E	223,058.00	223,058	0
TOTAL TRANSFERS IN	547,623.21	612,678	612,154
TOTAL REVENUES & TRANSFERS IN	563,343.38	629,778	629,254

LUBBOCK COUNTY
ADOPTED BUDGET REPORT
AS OF: OCTOBER 1ST, 2009
058-JUV SUBSTANCE ABUSE TREA FISCAL YEAR 2009-2010
051-JUV SUBSTANCE ABUSE

EXPENDITURES	2007-2008 YTD ACTUAL	ORIGINAL BUDGET FY09	ADOPTED BUDGET FY10
SALARIES			
5051-5006-35 STAFF EMPLOYEES	346,481.29	384,410	384,410
5051-5007-35 OVERTIME COMPENSATION	386.24	1,000	1,000
5051-5010-35 SUPPLEMENT PROBATION	4,665.96	4,665	4,665
5051-5011-35 SUPPLEMENT DETENTION`	8,603.25	9,331	9,331
TOTAL SALARIES	360,136.74	399,406	399,406
BENEFITS			
5051-5101-35 FICA	21,799.76	24,763	24,763
5051-5102-35 MEDICARE	5,098.62	5,792	5,792
5051-5103-35 RETIREMENT	31,663.17	35,108	37,584
5051-5104-35 GROUP HEALTH INSURANCE	40,299.57	42,900	42,900
5051-5105-35 GROUP DENTAL INSURANCE	1,998.68	2,170	2,170
5051-5106-35 LIFE INSURANCE	330.50	360	360
5051-5107-35 UNEMPLOYMENT INSURANCE	739.28	799	399
5051-5109-35 WORKER'S COMPENSATION	5,952.11	6,630	6,630
TOTAL BENEFITS	107,881.69	118,522	120,598
SUPPLIES/MATERIALS			
5051-5201-35 SUPPLIES/OTH OPER EXP	2,234.80	2,500	1,500
5051-5206-35 KITCHEN SUPPLIES	180.38	850	250
5051-5219-35 FOOD	17,838.88	20,000	22,000
5051-5227-35 RESIDENT SUPPLIES	2,512.13	2,500	3,500
5051-5231-35 NON-CAPITAL EQUIPMENT	0.00	2,000	0
TOTAL SUPPLIES/MATERIALS	22,766.19	27,850	27,250
MAINTENANCE			
5051-5302-35 VEHICLE OPERAITON MAINT	143.76	2,000	1,000
TOTAL MAINTENANCE	143.76	2,000	1,000
TRAINING/DUES			
5051-5503-35 TRAVEL AND TRAINING	205.10	2,000	1,000
TOTAL TRAINING/DUES	205.10	2,000	1,000
PROF/CONTRACT SERV			
5051-5622-35 CONTRACT SERVICES	72,209.90	80,000	80,000
TOTAL PROF/CONTRACT SERV	72,209.90	80,000	80,000
TOTAL 051-JUV SUBSTANCE ABUSE	563,343.38	629,778	629,254

L U B B O C K C O U N T Y
ADOPTED BUDGET REPORT
AS OF: OCTOBER 1ST, 2009
058-JUV SUBSTANCE ABUSE TREA FISCAL YEAR 2009-2010

	2007-2008 YTD ACTUAL	ORIGINAL BUDGET FY09	ADOPTED BUDGET FY10
TOTAL EXPENDITURES	563,343.38	629,778	629,254
FUND BALANCE ADJUSTMENT			
REVENUE OVER/(UNDER) EXPENDITURES	0.00	0	0

L U B B O C K C O U N T Y
ADOPTED BUDGET REPORT
AS OF: OCTOBER 1ST, 2009
060-COMM CORR ASST PROGRAM FISCAL YEAR 2009-2010

	2007-2008 YTD ACTUAL	ORIGINAL BUDGET FY09	ADOPTED BUDGET FY10
REVENUE SUMMARY			
INTERGOVERNMENTAL	51,555.93	55,690	55,915
TOTAL REVENUES	51,555.93	55,690	55,915
EXPENDITURE SUMMARY			
051-COMM CORRECTION ASST	51,555.93	55,690	55,915
TOTAL EXPENDITURES	51,555.93	55,690	55,915
FUND BALANCE ADJUSTMENT			
REVENUE OVER/(UNDER) EXPENDITURES	0.00	0	0

L U B B O C K C O U N T Y
ADOPTED BUDGET REPORT
AS OF: OCTOBER 1ST, 2009
060-COMM CORR ASST PROGRAM FISCAL YEAR 2009-2010

REVENUES	2007-2008 YTD ACTUAL	ORIGINAL BUDGET FY09	ADOPTED BUDGET FY10
INTERGOVERNMENTAL			
4212 COMM CORR ASST PROG (Y) GRT	22,273.59	26,338	26,563
4258 PROG SANCTION ISJPO (O) GRT	26,502.00	26,502	26,502
4270 JUV SALARY SUPP PAY-STATE	2,780.34	2,850	2,850
TOTAL INTERGOVERNMENTAL	51,555.93	55,690	55,915
TOTAL REVENUES	51,555.93	55,690	55,915

L U B B O C K C O U N T Y
ADOPTED BUDGET REPORT
AS OF: OCTOBER 1ST, 2009
060-COMM CORR ASST PROGRAM FISCAL YEAR 2009-2010
051-COMM CORRECTION ASST PROGR

EXPENDITURES	2007-2008 YTD ACTUAL	ORIGINAL BUDGET FY09	ADOPTED BUDGET FY10
SALARIES			
5051-5006-35 STAFF EMPLOYEES	37,342.72	40,901	40,901
5051-5010-35 SUPPLEMENT PROBATION	2,346.43	2,333	2,333
TOTAL SALARIES	39,689.15	43,234	43,234
BENEFITS			
5051-5101-35 FICA	2,430.93	2,681	2,681
5051-5102-35 MEDICARE	568.48	627	627
5051-5103-35 RETIREMENT	3,545.38	3,800	4,069
5051-5104-35 GROUP HEALTH INSURANCE	4,349.27	4,290	4,290
5051-5105-35 GROUP DENTAL INSURANCE	218.16	217	217
5051-5106-35 LIFE INSURANCE	36.08	36	36
5051-5107-35 UNEMPLOYMENT INSURANCE	80.18	87	43
5051-5109-35 WORKER'S COMPENSATION	638.30	718	718
TOTAL BENEFITS	11,866.78	12,456	12,681
TOTAL 051-COMM CORRECTION ASST PROGR	51,555.93	55,690	55,915

L U B B O C K C O U N T Y
ADOPTED BUDGET REPORT
AS OF: OCTOBER 1ST, 2009
060-COMM CORR ASST PROGRAM FISCAL YEAR 2009-2010

	2007-2008 YTD ACTUAL	ORIGINAL BUDGET FY09	ADOPTED BUDGET FY10
TOTAL EXPENDITURES	51,555.93	55,690	55,915
FUND BALANCE ADJUSTMENT			
REVENUE OVER/(UNDER) EXPENDITURES	0.00	0	0

L U B B O C K C O U N T Y
ADOPTED BUDGET REPORT
AS OF: OCTOBER 1ST, 2009
062-REGIONAL-ICBP TJPC-X FISCAL YEAR 2009-2010

	2007-2008 YTD ACTUAL	ORIGINAL BUDGET FY09	ADOPTED BUDGET FY10
REVENUE SUMMARY			
INTERGOVERNMENTAL	57,186.96	95,278	93,412
TOTAL REVENUES	57,186.96	95,278	93,412
EXPENDITURE SUMMARY			
051=JUVENILE PROBATION	57,186.96	95,278	93,412
TOTAL EXPENDITURES	57,186.96	95,278	93,412
FUND BALANCE ADJUSTMENT			
REVENUE OVER/(UNDER) EXPENDITURES	0.00	0	0

L U B B O C K C O U N T Y
ADOPTED BUDGET REPORT
AS OF: OCTOBER 1ST, 2009
062-REGIONAL-ICBP TJPC-X FISCAL YEAR 2009-2010

REVENUES	2007-2008 YTD ACTUAL	ORIGINAL BUDGET FY09	ADOPTED BUDGET FY10
INTERGOVERNMENTAL			
4201 GRANT REVENUE	57,186.96	95,278	93,412
TOTAL INTERGOVERNMENTAL	57,186.96	95,278	93,412
TOTAL REVENUES	57,186.96	95,278	93,412

L U B B O C K C O U N T Y
ADOPTED BUDGET REPORT
AS OF: OCTOBER 1ST, 2009
FISCAL YEAR 2009-2010

062-REGIONAL-ICBP TJPC-X
051=JUVENILE PROBATION

EXPENDITURES	2007-2008 YTD ACTUAL	ORIGINAL BUDGET FY09	ADOPTED BUDGET FY10
UTILITIES			
5051-5401-35 COMMUNICATIONS MONTHLY	1,320.00	2,880	2,880
TOTAL UTILITIES	1,320.00	2,880	2,880
TRAINING/DUES			
5051-5503-35 TRAVEL AND TRAINING	6,371.96	5,055	7,067
TOTAL TRAINING/DUES	6,371.96	5,055	7,067
PROF/CONTRACT SERV			
5051-5622-35 CONTRACT SERVICES	42,663.91	78,240	73,134
5051-5648-35 ELECTRONIC MONITOR	6,831.09	9,103	10,331
TOTAL PROF/CONTRACT SERV	49,495.00	87,343	83,465
TOTAL 051=JUVENILE PROBATION	57,186.96	95,278	93,412

L U B B O C K C O U N T Y
ADOPTED BUDGET REPORT
AS OF: OCTOBER 1ST, 2009
062-REGIONAL-ICBP TJPC-X FISCAL YEAR 2009-2010

	2007-2008 YTD ACTUAL	ORIGINAL BUDGET FY09	ADOPTED BUDGET FY10
TOTAL EXPENDITURES	57,186.96	95,278	93,412
FUND BALANCE ADJUSTMENT			
REVENUE OVER/(UNDER) EXPENDITURES	0.00	0	0

L U B B O C K C O U N T Y
ADOPTED BUDGET REPORT
AS OF: OCTOBER 1ST, 2009
064-TITLE IV-E FISCAL YEAR 2009-2010

	2007-2008 YTD ACTUAL	ORIGINAL BUDGET FY09	ADOPTED BUDGET FY10
REVENUE SUMMARY			
INTERGOVERNMENTAL	69,817.42	102,850	102,850
CHARGES FOR SERVICES	680,830.34	539,275	22,000
INTEREST	2,236.24	7,000	0
OTHER REVENUE	11,723.82	0	0
TOTAL REVENUES	764,607.82	649,125	124,850
TRANSFERS IN	0.00	0	810,161
TOTAL REVENUES & TRANSFERS IN	764,607.82	649,125	935,011
EXPENDITURE SUMMARY			
051-TITLE IV-E	368,623.82	532,703	232,905
TOTAL EXPENDITURES	368,623.82	532,703	232,905
TRANSFERS OUT	395,984.00	378,171	0
TOTAL EXPENDITURES & TRANSFERS OUT	764,607.82	910,874	232,905
FUND BALANCE ADJUSTMENT			
7064-7360 DRAW FROM RESERVES			0
REVENUE OVER/(UNDER) EXPENDITURES	0.00	(261,749)	702,106

L U B B O C K C O U N T Y
ADOPTED BUDGET REPORT
AS OF: OCTOBER 1ST, 2009
064-TITLE IV-E FISCAL YEAR 2009-2010

REVENUES	2007-2008 YTD ACTUAL	ORIGINAL BUDGET FY09	ADOPTED BUDGET FY10
INTERGOVERNMENTAL			
4203 TITLE IV-E TJPC (E)	68,117.29	100,000	100,000
4270 TJPC-Z SALARY ADJUSTMENT	1,700.13	2,850	2,850
TOTAL INTERGOVERNMENTAL	69,817.42	102,850	102,850
CHARGES FOR SERVICES			
4555 IV-E ADMIN (JBI)	680,830.34	539,275	22,000
TOTAL CHARGES FOR SERVICES	680,830.34	539,275	22,000
INTEREST			
4700 INTEREST INCOME	2,236.24	7,000	0
TOTAL INTEREST	2,236.24	7,000	0
OTHER REVENUE			
4899 OTHER REVENUE	11,723.82	0	0
TOTAL OTHER REVENUE	11,723.82	0	0
TOTAL REVENUES	764,607.82	649,125	124,850
TRANSFERS IN			
8064-8051 XFER FROM LCJJC	0.00	0	810,161
TOTAL TRANSFERS IN	0.00	0	810,161
TOTAL REVENUES & TRANSFERS IN	764,607.82	649,125	935,011

L U B B O C K C O U N T Y
ADOPTED BUDGET REPORT
AS OF: OCTOBER 1ST, 2009
FISCAL YEAR 2009-2010

064-TITLE IV-E
051-TITLE IV-E

EXPENDITURES	2007-2008 YTD ACTUAL	ORIGINAL BUDGET FY09	ADOPTED BUDGET FY10
SALARIES			
5051-5006-35 Staff Employees	23,005.24	39,022	39,022
5051-5008-35 TEMPORARY/SEASONAL	10,516.75	13,000	13,000
5051-5010-35 SUPPLEMENT PROBATION	1,435.71	2,333	2,333
TOTAL SALARIES	34,957.70	54,355	54,355
BENEFITS			
5051-5101-35 FICA	2,164.97	3,370	3,370
5051-5102-35 MEDICARE	506.36	789	789
5051-5103-35 RETIREMENT	1,850.07	3,635	3,892
5051-5104-35 GROUP HEALTH INSURANCE	165.00	4,290	4,290
5051-5105-35 GROUP DENTAL INSURANCE	8.35	217	217
5051-5106-35 LIFE INSURANCE	13.80	36	36
5051-5107-35 UNEMPLOYMENT INSURANCE	86.98	109	54
5051-5109-35 WORKER'S COMPENSATION	598.59	902	902
TOTAL BENEFITS	5,394.12	13,348	13,550
UTILITIES			
5051-5444-35 RESIDENTIAL PLACEMENTS	132,509.50	150,000	85,000
5051-5448-35 ENHANCEMENT NON-SECURE PLA	141,003.40	180,000	65,000
TOTAL UTILITIES	273,512.90	330,000	150,000
PROF/CONTRACT SERV			
5051-5622-35 CONTRACT SERVICES - JBI	54,759.10	135,000	15,000
TOTAL PROF/CONTRACT SERV	54,759.10	135,000	15,000
TOTAL 051-TITLE IV-E	368,623.82	532,703	232,905

L U B B O C K C O U N T Y
ADOPTED BUDGET REPORT
AS OF: OCTOBER 1ST, 2009
064-TITLE IV-E FISCAL YEAR 2009-2010

	2007-2008 YTD ACTUAL	ORIGINAL BUDGET FY09	ADOPTED BUDGET FY10
TOTAL EXPENDITURES	368,623.82	532,703	232,905
TRANSFERS OUT			
9064-9050 XFER TO STAR PROGRAM	146,392.00	128,579	0
9064-9051 XFER TO JUV PROBATION	26,534.00	26,534	0
9064-9058 XFER TO JUV SUBSTANCE ABUSE	223,058.00	223,058	0
TOTAL TRANSFERS OUT	395,984.00	378,171	0
TOTAL EXPENDITURES & TRANSFERS OUT	764,607.82	910,874	232,905
FUND BALANCE ADJUSTMENT			
7064-7360 DRAW FROM RESERVES			0
REVENUE OVER/(UNDER) EXPENDITURES	0.00	(261,749)	702,106

L U B B O C K C O U N T Y
ADOPTED BUDGET REPORT
AS OF: OCTOBER 1ST, 2009
066-JABG JUVE ACCT BLOCK FISCAL YEAR 2009-2010

	2007-2008 YTD ACTUAL	ORIGINAL BUDGET FY09	ADOPTED BUDGET FY10
REVENUE SUMMARY			
INTERGOVERNMENTAL	25,951.00	0	0
TOTAL REVENUES	25,951.00	0	0
TRANSFERS IN	2,883.00	0	0
TOTAL REVENUES & TRANSFERS IN	28,834.00	0	0
EXPENDITURE SUMMARY			
066-JABG JUVE ACCT BLOCK	28,834.00	0	0
TOTAL EXPENDITURES	28,834.00	0	0
FUND BALANCE ADJUSTMENT			
REVENUE OVER/(UNDER) EXPENDITURES	0.00	0	0

L U B B O C K C O U N T Y
ADOPTED BUDGET REPORT
AS OF: OCTOBER 1ST, 2009
066-JABG JUVE ACCT BLOCK FISCAL YEAR 2009-2010

REVENUES	2007-2008 YTD ACTUAL	ORIGINAL BUDGET FY09	ADOPTED BUDGET FY10
INTERGOVERNMENTAL			
4203 STATE - JABG GRANT REVENUE	25,951.00	0	0
TOTAL INTERGOVERNMENTAL	25,951.00	0	0
TOTAL REVENUES	25,951.00	0	0
TRANSFERS IN			
8066-8051 XFER FROM LCJJC	2,883.00	0	0
TOTAL TRANSFERS IN	2,883.00	0	0
TOTAL REVENUES & TRANSFERS IN	28,834.00	0	0

L U B B O C K C O U N T Y
ADOPTED BUDGET REPORT
AS OF: OCTOBER 1ST, 2009
FISCAL YEAR 2009-2010

066-JABG JUVE ACCT BLOCK
066-JABG JUVE ACCT BLOCK

EXPENDITURES	2007-2008 YTD ACTUAL	ORIGINAL BUDGET FY09	ADOPTED BUDGET FY10
PROF/CONTRACT SERV			
5051-5614-35 PROFESSIONAL SERVICES	28,834.00	0	0
TOTAL PROF/CONTRACT SERV	28,834.00	0	0
TOTAL 066-JABG JUVE ACCT BLOCK	28,834.00	0	0

L U B B O C K C O U N T Y
ADOPTED BUDGET REPORT
AS OF: OCTOBER 1ST, 2009
066-JABG JUVE ACCT BLOCK FISCAL YEAR 2009-2010

	2007-2008 YTD ACTUAL	ORIGINAL BUDGET FY09	ADOPTED BUDGET FY10
TOTAL EXPENDITURES	28,834.00	0	0
FUND BALANCE ADJUSTMENT			
REVENUE OVER/(UNDER) EXPENDITURES	0.00	0	0

L U B B O C K C O U N T Y
ADOPTED BUDGET REPORT
AS OF: OCTOBER 1ST, 2009
FISCAL YEAR 2009-2010

067-CJD-DWI COURT

	2007-2008 YTD ACTUAL	ORIGINAL BUDGET FY09	ADOPTED BUDGET FY10
REVENUE SUMMARY			
INTERGOVERNMENTAL	0.00	0	75,605
TOTAL REVENUES	0.00	0	75,605
EXPENDITURE SUMMARY			
CJD-DWI COURT	0.00	0	75,605
TOTAL EXPENDITURES	0.00	0	75,605
FUND BALANCE ADJUSTMENT			
REVENUE OVER/(UNDER) EXPENDITURES	0.00	0	0

L U B B O C K C O U N T Y
ADOPTED BUDGET REPORT
AS OF: OCTOBER 1ST, 2009
067-CJD-DWI COURT FISCAL YEAR 2009-2010

REVENUES	2007-2008 YTD ACTUAL	ORIGINAL BUDGET FY09	ADOPTED BUDGET FY10
INTERGOVERNMENTAL			
4201 GRANT REVENUE	0.00	0	75,605
TOTAL INTERGOVERNMENTAL	0.00	0	75,605
TOTAL REVENUES	0.00	0	75,605

LUBBOCK COUNTY
ADOPTED BUDGET REPORT
AS OF: OCTOBER 1ST, 2009
FISCAL YEAR 2009-2010

067-CJD-DWI COURT
CJD-DWI COURT

EXPENDITURES	2007-2008 YTD ACTUAL	ORIGINAL BUDGET FY09	ADOPTED BUDGET FY10
SALARIES			
5014-5006-20 STAFF EMPLOYEES	0.00	0	9,000
5014-5010-20 SUPPLEMENTAL SALARY	0.00	0	12,000
TOTAL SALARIES	0.00	0	21,000
BENEFITS			
5014-5101-20 FICA	0.00	0	1,302
5014-5102-20 MEDICARE	0.00	0	305
5014-5103-20 RETIREMENT	0.00	0	1,976
5014-5104-20 GROUP HEALTH INSURANCE	0.00	0	1,073
5014-5105-20 GROUP DENTAL INSURANCE	0.00	0	54
5014-5106-20 LIFE INSURANCE	0.00	0	9
5014-5107-20 UNEMPLOYMENT INSURANCE	0.00	0	21
5014-5109-20 WORKER'S COMPENSATION	0.00	0	200
TOTAL BENEFITS	0.00	0	4,940
SUPPLIES/MATERIALS			
5014-5200-20 TREATMENT MATERIALS	0.00	0	1,500
5014-5201-20 SUPPLIES/OTHER OPER EXP	0.00	0	25,950
TOTAL SUPPLIES/MATERIALS	0.00	0	27,450
TRAINING/DUES			
5014-5503-20 TRAVEL & TRAINING	0.00	0	2,500
TOTAL TRAINING/DUES	0.00	0	2,500
PROF/CONTRACT SERV			
5014-5614-20 PROFESSIONAL FEES	0.00	0	1,482
5014-5622-20 CONTRACT SERVICES	0.00	0	18,233
TOTAL PROF/CONTRACT SERV	0.00	0	19,715
TOTAL CJD-DWI COURT	0.00	0	75,605

L U B B O C K C O U N T Y
ADOPTED BUDGET REPORT
AS OF: OCTOBER 1ST, 2009
067-CJD-DWI COURT FISCAL YEAR 2009-2010

	2007-2008 YTD ACTUAL	ORIGINAL BUDGET FY09	ADOPTED BUDGET FY10
TOTAL EXPENDITURES	0.00	0	75,605
FUND BALANCE ADJUSTMENT			
REVENUE OVER/(UNDER) EXPENDITURES	0.00	0	0

L U B B O C K C O U N T Y
ADOPTED BUDGET REPORT
AS OF: OCTOBER 1ST, 2009
068-CJD-FAMILY RECOVERY COURT FISCAL YEAR 2009-2010

	2007-2008 YTD ACTUAL	ORIGINAL BUDGET FY09	ADOPTED BUDGET FY10
REVENUE SUMMARY			
INTERGOVERNMENTAL	0.00	0	109,962
TOTAL REVENUES	0.00	0	109,962
EXPENDITURE SUMMARY			
CJD-FAMILY RECOVERY COUR	0.00	0	109,962
TOTAL EXPENDITURES	0.00	0	109,962
FUND BALANCE ADJUSTMENT			
REVENUE OVER/(UNDER) EXPENDITURES	0.00	0	0

L U B B O C K C O U N T Y
ADOPTED BUDGET REPORT
AS OF: OCTOBER 1ST, 2009
068-CJD-FAMILY RECOVERY COURT FISCAL YEAR 2009-2010

REVENUES	2007-2008 YTD ACTUAL	ORIGINAL BUDGET FY09	ADOPTED BUDGET FY10
INTERGOVERNMENTAL			
4201 GRANT REVENUE	0.00	0	109,962
TOTAL INTERGOVERNMENTAL	0.00	0	109,962
TOTAL REVENUES	0.00	0	109,962

L U B B O C K C O U N T Y
ADOPTED BUDGET REPORT
AS OF: OCTOBER 1ST, 2009

068-CJD-FAMILY RECOVERY COURT FISCAL YEAR 2009-2010
CJD-FAMILY RECOVERY COUR

EXPENDITURES	2007-2008 YTD ACTUAL	ORIGINAL BUDGET FY09	ADOPTED BUDGET FY10
SALARIES			
5014-5002-20 APPOINTED OFFICIALS	0.00	0	23,280
5014-5006-20 STAFF EMPLOYEES	0.00	0	9,000
5014-5010-20 SUPPLEMENTAL SALARY	0.00	0	12,000
TOTAL SALARIES	0.00	0	44,280
BENEFITS			
5014-5101-20 FICA	0.00	0	2,745
5014-5102-20 MEDICARE	0.00	0	642
5014-5103-20 RETIREMENT	0.00	0	4,167
5014-5104-20 GROUP HEALTH INSURANCE	0.00	0	3,218
5014-5105-20 GROUP DENTAL INSURANCE	0.00	0	163
5014-5106-20 LIFE INSURANCE	0.00	0	27
5014-5107-20 UNEMPLOYMENT INSURANCE	0.00	0	44
5014-5109-20 WORKER'S COMPENSATION	0.00	0	421
TOTAL BENEFITS	0.00	0	11,427
SUPPLIES/MATERIALS			
5014-5200-20 TREATMENT MATERIALS	0.00	0	1,500
5014-5201-20 SUPPLIES/OTHER OPER EXP	0.00	0	29,837
TOTAL SUPPLIES/MATERIALS	0.00	0	31,337
TRAINING/DUES			
5014-5503-20 TRAVEL & TRAINING	0.00	0	2,500
TOTAL TRAINING/DUES	0.00	0	2,500
PROF/CONTRACT SERV			
5014-5614-20 PROFESSIONAL SERVICES	0.00	0	2,185
5014-5622-20 CONTRACT SERVICES	0.00	0	18,233
TOTAL PROF/CONTRACT SERV	0.00	0	20,418
TOTAL CJD-FAMILY RECOVERY COUR	0.00	0	109,962

L U B B O C K C O U N T Y
ADOPTED BUDGET REPORT
AS OF: OCTOBER 1ST, 2009
068-CJD-FAMILY RECOVERY COURT FISCAL YEAR 2009-2010

	2007-2008 YTD ACTUAL	ORIGINAL BUDGET FY09	ADOPTED BUDGET FY10
TOTAL EXPENDITURES	0.00	0	109,962
FUND BALANCE ADJUSTMENT			
REVENUE OVER/(UNDER) EXPENDITURES	0.00	0	0

L U B B O C K C O U N T Y
ADOPTED BUDGET REPORT
AS OF: OCTOBER 1ST, 2009
069-CJD-DISTRICT COURT JAG FISCAL YEAR 2009-2010

	2007-2008 YTD ACTUAL	ORIGINAL BUDGET FY09	ADOPTED BUDGET FY10
REVENUE SUMMARY			
INTERGOVERNMENTAL	0.00	0	101,925
TOTAL REVENUES	0.00	0	101,925
EXPENDITURE SUMMARY			
CJD-DISTRICT COURT JAG	0.00	0	101,925
TOTAL EXPENDITURES	0.00	0	101,925
FUND BALANCE ADJUSTMENT			
REVENUE OVER/(UNDER) EXPENDITURES	0.00	0	0

L U B B O C K C O U N T Y
ADOPTED BUDGET REPORT
AS OF: OCTOBER 1ST, 2009
069-CJD-DISTRICT COURT JAG FISCAL YEAR 2009-2010

REVENUES	2007-2008 YTD ACTUAL	ORIGINAL BUDGET FY09	ADOPTED BUDGET FY10
INTERGOVERNMENTAL			
4201 GRANT REVENUE	0.00	0	101,925
TOTAL INTERGOVERNMENTAL	0.00	0	101,925
TOTAL REVENUES	0.00	0	101,925

L U B B O C K C O U N T Y
ADOPTED BUDGET REPORT
AS OF: OCTOBER 1ST, 2009
069-CJD-DISTRICT COURT JAG FISCAL YEAR 2009-2010
CJD-DISTRICT COURT JAG

EXPENDITURES	2007-2008 YTD ACTUAL	ORIGINAL BUDGET FY09	ADOPTED BUDGET FY10
SALARIES			
5014-5006-20 STAFF EMPLOYEES	0.00	0	14,448
TOTAL SALARIES	0.00	0	14,448
BENEFITS			
5014-5101-20 FICA	0.00	0	896
5014-5102-20 MEDICARE	0.00	0	209
5014-5103-20 RETIREMENT	0.00	0	1,360
5014-5104-20 GROUP HEALTH INSURANCE	0.00	0	1,073
5014-5105-20 GROUP DENTAL INSURANCE	0.00	0	54
5014-5106-20 LIFE INSURANCE	0.00	0	9
5014-5107-20 UNEMPLOYMENT INSURANCE	0.00	0	15
5014-5109-20 WORKER'S COMPNESATION	0.00	0	137
TOTAL BENEFITS	0.00	0	3,753
SUPPLIES/MATERIALS			
5014-5201-20 SUPPLIES/OTHER OPER EXP-DC	0.00	0	23,686
5014-5231-20 NON-CAPITAL EQUIPMENT-CDA	0.00	0	14,000
TOTAL SUPPLIES/MATERIALS	0.00	0	37,686
PROF/CONTRACT SERV			
5014-5614-20 PROFESSIONAL SERVICES	0.00	0	2,038
TOTAL PROF/CONTRACT SERV	0.00	0	2,038
CAPITAL OUTLAY			
6014-6651-20 CAPITAL OUTLAY-JJC	0.00	0	44,000
TOTAL CAPITAL OUTLAY	0.00	0	44,000
TOTAL CJD-DISTRICT COURT JAG	0.00	0	57,925

L U B B O C K C O U N T Y
ADOPTED BUDGET REPORT
AS OF: OCTOBER 1ST, 2009
069-CJD-DISTRICT COURT JAG FISCAL YEAR 2009-2010

	2007-2008 YTD ACTUAL	ORIGINAL BUDGET FY09	ADOPTED BUDGET FY10
TOTAL EXPENDITURES	0.00	0	101,925
FUND BALANCE ADJUSTMENT			
REVENUE OVER/(UNDER) EXPENDITURES	0.00	0	0

L U B B O C K C O U N T Y
ADOPTED BUDGET REPORT
AS OF: OCTOBER 1ST, 2009
070-ON LINE ACCESS FISCAL YEAR 2009-2010

	2007-2008 YTD ACTUAL	ORIGINAL BUDGET FY09	ADOPTED BUDGET FY10
REVENUE SUMMARY			
FEES	8,130.00	10,000	20,000
INTEREST	52.11	0	150
TOTAL REVENUES	8,182.11	10,000	20,150
EXPENDITURE SUMMARY			
ON-LINE ACCESS	2,816.00	10,000	20,150
TOTAL EXPENDITURES	2,816.00	10,000	20,150
FUND BALANCE ADJUSTMENT			
REVENUE OVER/(UNDER) EXPENDITURES	5,366.11	0	0

L U B B O C K C O U N T Y
ADOPTED BUDGET REPORT
AS OF: OCTOBER 1ST, 2009
070-ON LINE ACCESS FISCAL YEAR 2009-2010

REVENUES	2007-2008 YTD ACTUAL	ORIGINAL BUDGET FY09	ADOPTED BUDGET FY10
FEES			
4369 ONLINE ACCESS FEE	8,130.00	10,000	20,000
TOTAL FEES	8,130.00	10,000	20,000
INTEREST			
4700 INTEREST INCOME	52.11	0	150
TOTAL INTEREST	52.11	0	150
TOTAL REVENUES	8,182.11	10,000	20,150

L U B B O C K C O U N T Y
ADOPTED BUDGET REPORT
AS OF: OCTOBER 1ST, 2009
FISCAL YEAR 2009-2010

070-ON LINE ACCESS
ON-LINE ACCESS

EXPENDITURES	2007-2008 YTD ACTUAL	ORIGINAL BUDGET FY09	ADOPTED BUDGET FY10
SUPPLIES/MATERIALS			
5014-5201-20 SUPPLIES/OTH OPER EXP	0.00	5,000	2,650
5014-5231-20 NON-CAPITAL EQUIPMENT	2,816.00	5,000	17,500
TOTAL SUPPLIES/MATERIALS	2,816.00	10,000	20,150
TOTAL ON-LINE ACCESS	2,816.00	10,000	20,150

L U B B O C K C O U N T Y
ADOPTED BUDGET REPORT
AS OF: OCTOBER 1ST, 2009
070-ON LINE ACCESS FISCAL YEAR 2009-2010

	2007-2008 YTD ACTUAL	ORIGINAL BUDGET FY09	ADOPTED BUDGET FY10
TOTAL EXPENDITURES	2,816.00	10,000	20,150
FUND BALANCE ADJUSTMENT			
REVENUE OVER/(UNDER) EXPENDITURES	5,366.11	0	0

L U B B O C K C O U N T Y
ADOPTED BUDGET REPORT
AS OF: OCTOBER 1ST, 2009
071-MH-PRIVATE DEFENDER FISCAL YEAR 2009-2010

	2007-2008 YTD ACTUAL	ORIGINAL BUDGET FY09	ADOPTED BUDGET FY10
REVENUE SUMMARY			
INTERGOVERNMENTAL	0.00	419,360	314,520
TOTAL REVENUES	0.00	419,360	314,520
TRANSFERS IN	0.00	104,840	209,680
TOTAL REVENUES & TRANSFERS IN	0.00	524,200	524,200
EXPENDITURE SUMMARY			
MHPD	0.00	524,200	524,200
TOTAL EXPENDITURES	0.00	524,200	524,200
FUND BALANCE ADJUSTMENT			
REVENUE OVER/(UNDER) EXPENDITURES	0.00	0	0

L U B B O C K C O U N T Y
ADOPTED BUDGET REPORT
AS OF: OCTOBER 1ST, 2009
071-MH-PRIVATE DEFENDER FISCAL YEAR 2009-2010

REVENUES	2007-2008 YTD ACTUAL	ORIGINAL BUDGET FY09	ADOPTED BUDGET FY10
INTERGOVERNMENTAL			
4201 GRANT REVENUE	0.00	419,360	314,520
TOTAL INTERGOVERNMENTAL	0.00	419,360	314,520
TOTAL REVENUES	0.00	419,360	314,520
TRANSFERS IN			
8071-8011 XFER FROM GENERAL FUND	0.00	104,840	209,680
TOTAL TRANSFERS IN	0.00	104,840	209,680
TOTAL REVENUES & TRANSFERS IN	0.00	524,200	524,200

L U B B O C K C O U N T Y
ADOPTED BUDGET REPORT
AS OF: OCTOBER 1ST, 2009
071-MH-PRIVATE DEFENDER FISCAL YEAR 2009-2010
MHPD

EXPENDITURES	2007-2008 YTD ACTUAL	ORIGINAL BUDGET FY09	ADOPTED BUDGET FY10
SALARIES			
5014-5006-20 STAFF EMPLOYEES	0.00	320,000	0
TOTAL SALARIES	0.00	320,000	0
BENEFITS			
5014-5101-20 FICA	0.00	19,840	0
5014-5102-20 MEDICARE	0.00	4,640	0
5014-5103-20 RETIREMENT	0.00	29,993	0
5014-5104-20 GROUP HEALTH INSURANCE	0.00	54,770	0
5014-5105-20 GROUP DENTAL INSURANCE	0.00	1,954	0
5014-5106-20 LIFE INSURANCE	0.00	323	0
5014-5107-20 UNEMPLOYMENT INSURANCE	0.00	640	0
5014-5109-20 WORKER'S COMPNESATION	0.00	3,040	0
TOTAL BENEFITS	0.00	115,200	0
SUPPLIES/MATERIALS			
5014-5201-20 SUPPLIES/OTH OPER EXP	0.00	2,000	0
5014-5231-20 NON-CAPITAL EQUIPMENT	0.00	25,000	0
TOTAL SUPPLIES/MATERIALS	0.00	27,000	0
TRAINING/DUES			
5014-5503-20 TRAVEL AND TRAINING	0.00	2,000	0
TOTAL TRAINING/DUES	0.00	2,000	0
PROF/CONTRACT SERV			
5014-5622-20 CONTRACT SERVICES	0.00	60,000	524,200
TOTAL PROF/CONTRACT SERV	0.00	60,000	524,200
TOTAL MHPD	0.00	524,200	524,200

L U B B O C K C O U N T Y
ADOPTED BUDGET REPORT
AS OF: OCTOBER 1ST, 2009
071-MH-PRIVATE DEFENDER FISCAL YEAR 2009-2010

	2007-2008 YTD ACTUAL	ORIGINAL BUDGET FY09	ADOPTED BUDGET FY10
TOTAL EXPENDITURES	0.00	524,200	524,200
FUND BALANCE ADJUSTMENT			
REVENUE OVER/(UNDER) EXPENDITURES	0.00	0	0

L U B B O C K C O U N T Y
ADOPTED BUDGET REPORT
AS OF: OCTOBER 1ST, 2009
072-CJD-DRUG COURT FISCAL YEAR 2009-2010

	2007-2008 YTD ACTUAL	ORIGINAL BUDGET FY09	ADOPTED BUDGET FY10
REVENUE SUMMARY			
INTERGOVERNMENTAL	108,658.71	205,766	109,932
TOTAL REVENUES	108,658.71	205,766	109,932
EXPENDITURE SUMMARY			
072-CJD-DRUG COURT	108,658.71	205,766	109,932
TOTAL EXPENDITURES	108,658.71	205,766	109,932
FUND BALANCE ADJUSTMENT			
REVENUE OVER/(UNDER) EXPENDITURES	0.00	0	0

L U B B O C K C O U N T Y
ADOPTED BUDGET REPORT
AS OF: OCTOBER 1ST, 2009
072-CJD-DRUG COURT FISCAL YEAR 2009-2010

REVENUES	2007-2008 YTD ACTUAL	ORIGINAL BUDGET FY09	ADOPTED BUDGET FY10
INTERGOVERNMENTAL			
4201 GRANT REVENUE	108,658.71	205,766	109,932
4203 GRANT REVENUE FY09	0.00	0	0
4204 CJD GRANT-STIPEND	0.00	0	0
TOTAL INTERGOVERNMENTAL	108,658.71	205,766	109,932
TOTAL REVENUES	108,658.71	205,766	109,932

LUBBOCK COUNTY
ADOPTED BUDGET REPORT
AS OF: OCTOBER 1ST, 2009
FISCAL YEAR 2009-2010

072-CJD-DRUG COURT
072-CJD-DRUG COURT

EXPENDITURES	2007-2008 YTD ACTUAL	ORIGINAL BUDGET FY09	ADOPTED BUDGET FY10
SALARIES			
5014-5002-20 APPOINTED OFFICIALS	0.00	42,252	23,280
5014-5006-20 STAFF EMPLOYEES	0.00	0	9,000
5014-5010-20 SUPPLEMENTAL SALARY	20,920.00	31,333	12,000
TOTAL SALARIES	20,920.00	73,585	44,280
BENEFITS			
5014-5101-20 FICA	1,297.04	4,563	2,745
5014-5102-20 MEDICARE	303.34	1,067	642
5014-5103-20 RETIREMENT	1,875.71	6,322	4,167
5014-5104-20 GROUP HEALTH INSURANCE	0.00	6,086	3,218
5014-5105-20 GROUP DENTAL INSURANCE	0.00	217	163
5014-5106-20 LIFE INSURANCE	0.00	36	27
5014-5107-20 UNEMPLOYMENT INSURANCE	42.52	191	44
5014-5109-20 WORKER'S COMPENSATION	198.74	699	421
TOTAL BENEFITS	3,717.35	19,181	11,427
SUPPLIES/MATERIALS			
5014-5200-20 TREATMENT MATERIALS	0.00	0	1,500
5014-5201-20 SUPPLIES/OTHER OPER EXP	36,229.98	46,000	29,837
TOTAL SUPPLIES/MATERIALS	36,229.98	46,000	31,337
TRAINING/DUES			
5014-5503-20 TRAVEL & TRAINING	23,807.38	17,000	2,500
5014-5504-20 OUT OF STATE TRAVEL	0.00	0	0
5014-5506-20 CJD TRAVEL-STIPEND	0.00	0	0
TOTAL TRAINING/DUES	23,807.38	17,000	2,500
PROF/CONTRACT SERV			
5014-5614-20 PROFESSIONAL SERVICES	0.00	0	2,155
5014-5622-20 CONTRACT SERVICES	23,984.00	50,000	18,233
TOTAL PROF/CONTRACT SERV	23,984.00	50,000	20,388
TOTAL 072-CJD-DRUG COURT	108,658.71	205,766	109,932

L U B B O C K C O U N T Y
ADOPTED BUDGET REPORT
AS OF: OCTOBER 1ST, 2009
072-CJD-DRUG COURT FISCAL YEAR 2009-2010

	2007-2008 YTD ACTUAL	ORIGINAL BUDGET FY09	ADOPTED BUDGET FY10
TOTAL EXPENDITURES	108,658.71	205,766	109,932
FUND BALANCE ADJUSTMENT			
REVENUE OVER/(UNDER) EXPENDITURES	0.00	0	0

L U B B O C K C O U N T Y
ADOPTED BUDGET REPORT
AS OF: OCTOBER 1ST, 2009
073-DOJ-DRUG COURT FISCAL YEAR 2009-2010

	2007-2008 YTD ACTUAL	ORIGINAL BUDGET FY09	ADOPTED BUDGET FY10
REVENUE SUMMARY			
INTERGOVERNMENTAL	133,712.62	252,872	0
OTHER REVENUE	45,464.89	58,752	0
TOTAL REVENUES	179,177.51	311,624	0
EXPENDITURE SUMMARY			
073-DOJ-DRUG COURT	179,177.51	311,624	0
TOTAL EXPENDITURES	179,177.51	311,624	0
FUND BALANCE ADJUSTMENT			
REVENUE OVER/(UNDER) EXPENDITURES	0.00	0	0

L U B B O C K C O U N T Y
ADOPTED BUDGET REPORT
AS OF: OCTOBER 1ST, 2009
073-DOJ-DRUG COURT FISCAL YEAR 2009-2010

REVENUES	2007-2008 YTD ACTUAL	ORIGINAL BUDGET FY09	ADOPTED BUDGET FY10
INTERGOVERNMENTAL			
4201 GRANT REVENUE	133,712.62	252,872	0
TOTAL INTERGOVERNMENTAL	133,712.62	252,872	0
OTHER REVENUE			
4800 IN-KIND REVENUE	45,464.89	58,752	0
4899 OTHER REVENUE	0.00	0	0
TOTAL OTHER REVENUE	45,464.89	58,752	0
TOTAL REVENUES	179,177.51	311,624	0

LUBBOCK COUNTY
ADOPTED BUDGET REPORT
AS OF: OCTOBER 1ST, 2009
FISCAL YEAR 2009-2010

073-DOJ-DRUG COURT
073-DOJ-DRUG COURT

EXPENDITURES	2007-2008 YTD ACTUAL	ORIGINAL BUDGET FY09	ADOPTED BUDGET FY10
SALARIES			
5014-5002-20 APPOINTED OFFICIAL	41,733.80	93,470	0
5014-5006-20 STAFF EMPLOYEES	32,908.88	93,470	0
5014-5008-20 SEASONAL/TEMPORARY	0.00	0	0
5014-5009-20 PART TIME POSITION	0.00	0	0
TOTAL SALARIES	74,642.68	186,940	0
BENEFITS			
5014-5101-20 FICA	4,376.51	11,849	0
5014-5102-20 MEDICARE	1,023.52	2,770	0
5014-5103-20 RETIREMENT	6,589.76	13,158	0
5014-5104-20 GROUP HEALTH INSURANCE	8,966.74	4,081	0
5014-5105-20 GROUP DENTAL INSURANCE	433.98	61	0
5014-5106-20 LIFE INSURANCE	71.76	11	0
5014-5107-20 UNEMPLOYMENT INSURANCE	148.57	512	0
5014-5109-20 WORKER'S COMPENSATION	698.11	1,779	0
TOTAL BENEFITS	22,308.95	34,221	0
SUPPLIES/MATERIALS			
5014-5201-20 SUPPLIES/OTHER OPER EXP	6,108.27	18,081	0
5014-5228-20 LAW BOOKS	1,257.75	1,142	0
5014-5230-20 NON-CAPITAL SOFTWARE	0.00	2,227	0
5014-5231-20 NON-CAPITAL EQUIPMENT	2,998.00	4,150	0
TOTAL SUPPLIES/MATERIALS	10,364.02	25,600	0
TRAINING/DUES			
5014-5503-20 TRAVEL & TRAINING	7,848.62	2,452	0
TOTAL TRAINING/DUES	7,848.62	2,452	0
PROF/CONTRACT SERV			
5014-5622-20 CONTRACT SERVICES	18,548.35	3,659	0
TOTAL PROF/CONTRACT SERV	18,548.35	3,659	0
OTHER CHARGES			
5014-5990-20 IN-KIND EXPENSE	45,464.89	58,752	0
TOTAL OTHER CHARGES	45,464.89	58,752	0
TOTAL 073-DOJ-DRUG COURT	179,177.51	311,624	0

L U B B O C K C O U N T Y
ADOPTED BUDGET REPORT
AS OF: OCTOBER 1ST, 2009
073-DOJ-DRUG COURT FISCAL YEAR 2009-2010

	2007-2008 YTD ACTUAL	ORIGINAL BUDGET FY09	ADOPTED BUDGET FY10
TOTAL EXPENDITURES	179,177.51	311,624	0
FUND BALANCE ADJUSTMENT			
REVENUE OVER/(UNDER) EXPENDITURES	0.00	0	0

L U B B O C K C O U N T Y
ADOPTED BUDGET REPORT
AS OF: OCTOBER 1ST, 2009
074-CO DRUG COURT-COURT COST FISCAL YEAR 2009-2010

	2007-2008 YTD ACTUAL	ORIGINAL BUDGET FY09	ADOPTED BUDGET FY10
REVENUE SUMMARY			
FEES	25,520.25	50,000	58,000
INTEREST	724.50	1,250	1,500
OTHER REVENUE	0.00	0	0
TOTAL REVENUES	26,244.75	51,250	59,500
EXPENDITURE SUMMARY			
	3,922.53	51,250	55,317
TOTAL EXPENDITURES	3,922.53	51,250	55,317
FUND BALANCE ADJUSTMENT			
REVENUE OVER/(UNDER) EXPENDITURES	22,322.22	0	4,183

L U B B O C K C O U N T Y
ADOPTED BUDGET REPORT
AS OF: OCTOBER 1ST, 2009
074-CO DRUG COURT-COURT COST FISCAL YEAR 2009-2010

REVENUES	2007-2008 YTD ACTUAL	ORIGINAL BUDGET FY09	ADOPTED BUDGET FY10
FEES			
4370 DRUG COURT FEE	25,520.25	50,000	58,000
4371 FAMILY RECOVERY COURT FEE	0.00	0	0
TOTAL FEES	25,520.25	50,000	58,000
INTEREST			
4700 INTEREST INCOME	724.50	1,250	1,500
TOTAL INTEREST	724.50	1,250	1,500
OTHER REVENUE			
4899 OTHER REVENUE	0.00	0	0
TOTAL OTHER REVENUE	0.00	0	0
TOTAL REVENUES	26,244.75	51,250	59,500

L U B B O C K C O U N T Y
ADOPTED BUDGET REPORT
AS OF: OCTOBER 1ST, 2009
074-CO DRUG COURT-COURT COST FISCAL YEAR 2009-2010

EXPENDITURES	2007-2008 YTD ACTUAL	ORIGINAL BUDGET FY09	ADOPTED BUDGET FY10
SALARIES			
5014-5006-20 STAFF EMPLOYEES	0.00	0	0
TOTAL SALARIES	0.00	0	0
BENEFITS			
5014-5101-20 FICA	0.00	0	0
5014-5102-20 MEDICARE	0.00	0	0
5014-5103-20 RETIREMENT	0.00	0	0
5014-5104-20 GROUP HEALTH INSURANCE	0.00	0	0
5014-5105-20 GROUP DENTAL INSURANCE	0.00	0	0
5014-5106-20 LIFE INSURANCE	0.00	0	0
5014-5107-20 UNEMPLOYMENT INSURANCE	0.00	0	0
5014-5109-20 WORKER'S COMPENSATION	0.00	0	0
TOTAL BENEFITS	0.00	0	0
SUPPLIES/MATERIALS			
5014-5201-20 SUPPLIES/OTH OPER EXP	3,922.53	49,850	48,917
TOTAL SUPPLIES/MATERIALS	3,922.53	49,850	48,917
UTILITIES			
5014-5401-20 COMMUNICATIONS	0.00	1,400	1,400
TOTAL UTILITIES	0.00	1,400	1,400
TRAINING/DUES			
5014-5503-20 TRAVEL AND TRAINING	0.00	0	5,000
TOTAL TRAINING/DUES	0.00	0	5,000
TOTAL	3,922.53	51,250	55,317

L U B B O C K C O U N T Y
ADOPTED BUDGET REPORT
AS OF: OCTOBER 1ST, 2009
074-CO DRUG COURT-COURT COST FISCAL YEAR 2009-2010

	2007-2008 YTD ACTUAL	ORIGINAL BUDGET FY09	ADOPTED BUDGET FY10
TOTAL EXPENDITURES	3,922.53	51,250	55,317
FUND BALANCE ADJUSTMENT			
REVENUE OVER/(UNDER) EXPENDITURES	22,322.22	0	4,183

L U B B O C K C O U N T Y
ADOPTED BUDGET REPORT
AS OF: OCTOBER 1ST, 2009
075-DISPUTE RESOLUTION FD FISCAL YEAR 2009-2010

	2007-2008 YTD ACTUAL	ORIGINAL BUDGET FY09	ADOPTED BUDGET FY10
REVENUE SUMMARY			
FEES	319,568.85	338,624	349,275
TOTAL REVENUES	319,568.85	338,624	349,275
EXPENDITURE SUMMARY			
075-DISPUTE RESOLUTION F	311,264.78	338,402	338,575
TOTAL EXPENDITURES	311,264.78	338,402	338,575
TRANSFERS OUT	0.00	222	3,272
TOTAL EXPENDITURES & TRANSFERS OUT	311,264.78	338,624	341,847
FUND BALANCE ADJUSTMENT			
REVENUE OVER/(UNDER) EXPENDITURES	8,304.07	0	7,428

L U B B O C K C O U N T Y
ADOPTED BUDGET REPORT
AS OF: OCTOBER 1ST, 2009
075-DISPUTE RESOLUTION FD FISCAL YEAR 2009-2010

REVENUES	2007-2008 YTD ACTUAL	ORIGINAL BUDGET FY09	ADOPTED BUDGET FY10
FEES			
4380 ADR FEES	215,594.51	208,792	232,755
4381 ADMIN FEES	8,544.97	8,360	7,681
4382 MEDIATION FEES	34,422.85	29,813	29,813
4383 MEDIATION INSUR	2,814.51	2,825	0
4384 TRAINING FEES	42,453.75	76,050	67,125
4385 ADR FEE OTH COUNTY	15,219.95	12,300	11,464
4386 CLIENT SERVICES	518.31	484	437
TOTAL FEES	319,568.85	338,624	349,275
TOTAL REVENUES	319,568.85	338,624	349,275

L U B B O C K C O U N T Y
ADOPTED BUDGET REPORT
AS OF: OCTOBER 1ST, 2009
075-DISPUTE RESOLUTION FD FISCAL YEAR 2009-2010
075-DISPUTE RESOLUTION F

EXPENDITURES	2007-2008 YTD ACTUAL	ORIGINAL BUDGET FY09	ADOPTED BUDGET FY10
SALARIES			
5075-5002-25 APPOINTED OFFCIALS	33,515.63	35,134	42,161
5075-5006-25 STAFF EMPLOYEES	102,067.84	118,687	127,490
5075-5008-25 SEASONAL/TEMPORARY	11,124.45	15,376	7,488
5075-5009-25 PART TIME POSITION	624.00	0	0
TOTAL SALARIES	147,331.92	169,197	177,139
BENEFITS			
5075-5101-25 FICA	8,727.72	10,489	10,982
5075-5102-25 MEDICARE	2,081.49	2,453	2,569
5075-5103-25 RETIREMENT	12,080.41	12,750	15,964
5075-5104-25 GROUP HEALTH INSURANCE	15,560.49	17,589	21,021
5075-5105-25 GROUP DENTAL INSURANCE	757.56	890	1,063
5075-5106-25 LIFE INSURANCE	125.45	148	176
5075-5107-25 UNEMPLOYMENT INSURANCE	464.22	339	176
5075-5109-25 WORKER'S COMPENSATION	2,180.71	1,607	1,683
TOTAL BENEFITS	41,978.05	46,265	53,634
SUPPLIES/MATERIALS			
5075-5201-25 SUPPLIES/OTH OPER EXP	16,759.66	23,538	17,763
5075-5205-25 MARKETING	4,611.50	1,800	1,200
5075-5225-25 POSTAGE	76.56	100	1,600
5075-5228-25 LAW BOOKS	819.00	911	950
5075-5229-25 PUBLICATIONS	79.75	80	80
5075-5230-25 NON-CAPITAL SOFTWARE	0.00	622	682
TOTAL SUPPLIES/MATERIALS	22,346.47	27,051	22,275
UTILITIES			
5075-5401-25 COMMUNICATIONS - MONTHLY	1,058.61	825	766
TOTAL UTILITIES	1,058.61	825	766
TRAINING/DUES			
5075-5503-25 TRAVEL AND TRAINING	19,510.18	18,349	16,022
5075-5505-25 ASSOCIATION DUES	1,000.00	875	1,000
5075-5523-25 CUSTOMER REFUND	0.00	150	150
TOTAL TRAINING/DUES	20,510.18	19,374	17,172

L U B B O C K C O U N T Y
ADOPTED BUDGET REPORT
AS OF: OCTOBER 1ST, 2009
075-DISPUTE RESOLUTION FD FISCAL YEAR 2009-2010
075-DISPUTE RESOLUTION F

EXPENDITURES	2007-2008 YTD ACTUAL	ORIGINAL BUDGET FY09	ADOPTED BUDGET FY10
PROF/CONTRACT SERV			
5075-5614-25 PROFESSIONAL SERVICES	2,233.66	4,035	1,640
5075-5622-25 CONTRACT SERVICES	65,262.83	52,173	52,705
5075-5623-25 BUILDING LEASE	7,948.00	16,887	13,102
TOTAL PROF/CONTRACT SERV	75,444.49	73,095	67,447
INSURANCE/BONDS			
5075-5801-25 INSURANCE AND BONDS	2,595.06	2,595	142
TOTAL INSURANCE/BONDS	2,595.06	2,595	142
TOTAL 075-DISPUTE RESOLUTION F	311,264.78	338,402	338,575

L U B B O C K C O U N T Y
ADOPTED BUDGET REPORT
AS OF: OCTOBER 1ST, 2009
075-DISPUTE RESOLUTION FD FISCAL YEAR 2009-2010

	2007-2008 YTD ACTUAL	ORIGINAL BUDGET FY09	ADOPTED BUDGET FY10
TOTAL EXPENDITURES	311,264.78	338,402	338,575
TRANSFERS OUT			
9075-9076-25XFER TO USDA-AG-MEDIATION	0.00	222	222
9075-9078 XFER TO TRUANCY MEDIATION	0.00	0	3,050
9075-9079 XFER TO TRUANCY MEDIATION PR	0.00	0	0
TOTAL TRANSFERS OUT	0.00	222	3,272
TOTAL EXPENDITURES & TRANSFERS OUT	311,264.78	338,624	341,847
FUND BALANCE ADJUSTMENT			
REVENUE OVER/(UNDER) EXPENDITURES	8,304.07	0	7,428

STATE OF TEXAS

COUNTY OF LUBBOCK

L U B B O C K C O U N T Y
ADOPTED BUDGET REPORT
AS OF: OCTOBER 1ST, 2009
076-USDA-AG-MEDIATION FISCAL YEAR 2009-2010

	2007-2008 YTD ACTUAL	ORIGINAL BUDGET FY09	ADOPTED BUDGET FY10
REVENUE SUMMARY			
INTERGOVERNMENTAL	191,455.16	308,313	395,658
FEES	26,863.22	58,850	85,450
INTEREST	0.00	0	0
OTHER REVENUE	55,188.99	73,064	83,897
TOTAL REVENUES	273,507.37	440,227	565,005
TRANSFERS IN	0.00	222	222
TOTAL REVENUES & TRANSFERS IN	273,507.37	440,449	565,227
EXPENDITURE SUMMARY			
USDA-AG-MEDIATION	273,507.37	440,449	565,227
TOTAL EXPENDITURES	273,507.37	440,449	565,227
FUND BALANCE ADJUSTMENT			
REVENUE OVER/(UNDER) EXPENDITURES	0.00	0	0

L U B B O C K C O U N T Y
ADOPTED BUDGET REPORT
AS OF: OCTOBER 1ST, 2009
076-USDA-AG-MEDIATION FISCAL YEAR 2009-2010

REVENUES	2007-2008 YTD ACTUAL	ORIGINAL BUDGET FY09	ADOPTED BUDGET FY10
INTERGOVERNMENTAL			
4220 FSA-USDA GRANT REVENUE	191,455.16	308,313	395,658
4221 RMA-USDA GRANT REVENUE	0.00	0	0
TOTAL INTERGOVERNMENTAL	191,455.16	308,313	395,658
FEES			
4382 PROGRAM INCOME	16,066.50	50,900	70,000
4383 MEDIATOR INSURANCE	283.32	450	450
4384 TRAINING FEES	10,513.40	7,500	15,000
TOTAL FEES	26,863.22	58,850	85,450
INTEREST			
4700 INTEREST INCOME	0.00	0	0
TOTAL INTEREST	0.00	0	0
OTHER REVENUE			
4800 IN-KIND REVENUE	55,188.99	73,064	83,897
TOTAL OTHER REVENUE	55,188.99	73,064	83,897
TOTAL REVENUES	273,507.37	440,227	565,005
TRANSFERS IN			
8076-8075-25 XFER FROM DISPUTE RESOLUTIO	0.00	222	222
TOTAL TRANSFERS IN	0.00	222	222
TOTAL REVENUES & TRANSFERS IN	273,507.37	440,449	565,227

LUBBOCK COUNTY
ADOPTED BUDGET REPORT
AS OF: OCTOBER 1ST, 2009
076-USDA-AG-MEDIATION FISCAL YEAR 2009-2010
USDA-AG-MEDIATION

EXPENDITURES	2007-2008 YTD ACTUAL	ORIGINAL BUDGET FY09	ADOPTED BUDGET FY10
SALARIES			
5076-5002-25 APPOINTED OFFICIALS	16,660.90	17,566	28,107
5076-5006-25 STAFF EMPLOYEES	82,658.68	141,094	165,310
5076-5007-25 OVERTIME COMPENSATION	0.00	0	0
5076-5008-25 TEMPORARY/PART TIME	7,063.04	23,000	9,152
5076-5009-25 PART TIME POSITION	0.00	0	0
TOTAL SALARIES	106,382.62	181,660	202,569
BENEFITS			
5076-5101-25 FICA	6,367.15	11,263	12,559
5076-5102-25 MEDICARE	1,488.93	2,635	2,938
5076-5103-25 RETIREMENT	8,395.17	13,946	18,201
5076-5104-25 GROUP HEALTH INSURANCE	9,251.38	18,876	21,879
5076-5105-25 GROUP DENTAL INSURANCE	451.82	955	1,107
5076-5106-25 LIFE INSURANCE	75.07	158	184
5076-5107-25 UNEMPLOYMENT INSURANCE	141.40	363	202
5076-5109-25 WORKER'S COMPENSATION	662.36	1,726	1,924
TOTAL BENEFITS	26,833.28	49,922	58,994
SUPPLIES/MATERIALS			
5076-5201-25 SUPPLIES/OTH OPER EXP	7,725.06	15,570	57,122
5076-5205-25 MARKETING	15,832.09	18,000	20,000
5076-5225-25 POSTAGE	779.76	1,533	10,660
5076-5229-25 PUBLICATIONS	39.95	0	0
5076-5230-25 NON-CAPITAL SOFTWARE	622.00	2,700	3,000
5076-5231-25 NON-CAPITAL EQUIPMENT	0.00	0	0
TOTAL SUPPLIES/MATERIALS	24,998.86	37,803	90,782
UTILITIES			
5076-5401-25 COMMNICATIONS	1,072.82	1,100	2,000
TOTAL UTILITIES	1,072.82	1,100	2,000
TRAINING/DUES			
5076-5503-25 TRAVEL AND TRAINING	32,940.33	55,750	50,000
5076-5505-25 ASSOCIATION DUES	0.00	200	200
5076-5523-25 CUSTOMER REFUNDS	0.00	150	150
TOTAL TRAINING/DUES	32,940.33	56,100	50,350

L U B B O C K C O U N T Y
ADOPTED BUDGET REPORT
AS OF: OCTOBER 1ST, 2009
FISCAL YEAR 2009-2010

076-USDA-AG-MEDIATION
USDA-AG-MEDIATION

EXPENDITURES	2007-2008 YTD ACTUAL	ORIGINAL BUDGET FY09	ADOPTED BUDGET FY10
PROF/CONTRACT SERV			
5076-5614-25 PROFESSIONAL SERVICES	953.80	600	735
5076-5622-25 CONTRACT SERVICES	22,806.67	37,800	70,000
5076-5623-25 BUILDING LEASE	1,500.00	1,500	5,000
TOTAL PROF/CONTRACT SERV	25,260.47	39,900	75,735
INSURANCE/BONDS			
5076-5801-25 INSURANCE AND BONDS	830.00	900	900
TOTAL INSURANCE/BONDS	830.00	900	900
OTHER CHARGES			
5076-5990-25 IN-KIND EXPENSE	55,188.99	73,064	83,897
TOTAL OTHER CHARGES	55,188.99	73,064	83,897
TOTAL USDA-AG-MEDIATION	273,507.37	440,449	565,227

L U B B O C K C O U N T Y
ADOPTED BUDGET REPORT
AS OF: OCTOBER 1ST, 2009
076-USDA-AG-MEDIATION FISCAL YEAR 2009-2010

	2007-2008 YTD ACTUAL	ORIGINAL BUDGET FY09	ADOPTED BUDGET FY10
TOTAL EXPENDITURES	273,507.37	440,449	565,227
FUND BALANCE ADJUSTMENT			
REVENUE OVER/(UNDER) EXPENDITURES	0.00	0	0

STATE OF TEXAS

COUNTY OF LUBBOCK

L U B B O C K C O U N T Y
ADOPTED BUDGET REPORT
AS OF: OCTOBER 1ST, 2009
077-DOMESTIC RELATIONS OFFICE FISCAL YEAR 2009-2010

	2007-2008 YTD ACTUAL	ORIGINAL BUDGET FY09	ADOPTED BUDGET FY10
REVENUE SUMMARY			
FEES	135,167.91	212,066	126,345
INTEREST	(4.09)	0	0
TOTAL REVENUES	135,163.82	212,066	126,345
EXPENDITURE SUMMARY			
DOMESTIC RELATIONS OFFICE	132,392.08	228,899	126,345
TOTAL EXPENDITURES	132,392.08	228,899	126,345
FUND BALANCE ADJUSTMENT			
7077-7360 DRAW FROM RESERVES			0
REVENUE OVER/(UNDER) EXPENDITURES	2,771.74	(16,833)	0

L U B B O C K C O U N T Y
ADOPTED BUDGET REPORT
AS OF: OCTOBER 1ST, 2009
077-DOMESTIC RELATIONS OFFICE FISCAL YEAR 2009-2010

REVENUES	2007-2008 YTD ACTUAL	ORIGINAL BUDGET FY09	ADOPTED BUDGET FY10
FEES			
4380 DRO FEES LUBBOCK COUNTY	36,469.32	43,032	41,004
4381 ADMIN FEES	381.54	504	250
4382 SERVICE FEES	15,876.57	14,108	13,457
4383 MEDIATOR INSURANCE	439.50	425	0
4386 CLIENT SERVICES	0.00	0	0
4387 COMMUNITY SUPERVISION	65,161.80	124,859	36,978
4388 ICSS	1,264.18	21,939	34,656
4389 OAG-ACCESS & VISITATION	15,575.00	7,200	0
TOTAL FEES	135,167.91	212,066	126,345
INTEREST			
4700 INTEREST INCOME	(4.09)	0	0
TOTAL INTEREST	(4.09)	0	0
TOTAL REVENUES	135,163.82	212,066	126,345

L U B B O C K C O U N T Y
ADOPTED BUDGET REPORT
AS OF: OCTOBER 1ST, 2009

077-DOMESTIC RELATIONS OFFICE FISCAL YEAR 2009-2010
DOMESTIC RELATIONS OFFICE

EXPENDITURES	2007-2008 YTD ACTUAL	ORIGINAL BUDGET FY09	ADOPTED BUDGET FY10
SALARIES			
5075-5002-25 APPOINTED OFFICIALS	16,079.36	17,566	0
5075-5006-25 STAFF EMPLOYEES	24,713.38	43,653	27,914
5075-5008-25 SEASONAL/TEMPORARY	12,814.03	0	0
5075-5009-25 PART TIME POSITION	10,033.68	81,772	10,400
TOTAL SALARIES	63,640.45	142,991	38,314
BENEFITS			
5075-5101-25 FICA	3,555.49	8,865	2,376
5075-5102-25 MEDICARE	791.36	2,074	556
5075-5103-25 RETIREMENT	4,168.71	12,569	3,606
5075-5104-25 GROUP HEALTH INSURANCE	5,139.96	19,305	8,580
5075-5105-25 GROUP DENTAL INSURANCE	257.13	977	434
5075-5106-25 LIFE INSURANCE	41.73	162	72
5075-5107-25 UNEMPLOYMENT INSURANCE	29.43	286	38
5075-5109-25 WORKER'S COMPENSATION	143.95	1,358	364
TOTAL BENEFITS	14,127.76	45,596	16,026
SUPPLIES/MATERIALS			
5075-5201-25 SUPPLIES/OTH OPER EXP	3,420.71	3,233	36,267
5075-5228-25 LAW BOOKS	92.00	93	93
5075-5230-25 NON-CAPITAL SOFTWARE	311.00	0	411
5075-5231-25 NON-CAPITAL EQUIPMENT	0.00	0	0
TOTAL SUPPLIES/MATERIALS	3,823.71	3,326	36,771
UTILITIES			
5075-5401-25 COMMUNICATIONS - MONTHLY	0.00	248	331
TOTAL UTILITIES	0.00	248	331
TRAINING/DUES			
5075-5503-25 TRAVEL AND TRAINING	1,689.71	3,296	1,657
5075-5505-25 ASSOCIATION DUES	175.00	200	250
TOTAL TRAINING/DUES	1,864.71	3,496	1,907
PROF/CONTRACT SERV			
5075-5614-25 PROFESSIONAL SERVICES	0.00	390	390
5075-5622-25 CONTRACT SERVICES	40,797.45	24,714	21,512
5075-5623-25 BUILDING LEASE	7,238.00	7,238	11,023
TOTAL PROF/CONTRACT SERV	48,035.45	32,342	32,925

L U B B O C K C O U N T Y
ADOPTED BUDGET REPORT
AS OF: OCTOBER 1ST, 2009
077-DOMESTIC RELATIONS OFFICE FISCAL YEAR 2009-2010
DOMESTIC RELATIONS OFFICE

EXPENDITURES	2007-2008 YTD ACTUAL	ORIGINAL BUDGET FY09	ADOPTED BUDGET FY10
INSURANCE/BONDS			
5075-5801-25 INSURANCE AND BONDS	900.00	900	71
TOTAL INSURANCE/BONDS	900.00	900	71
TOTAL DOMESTIC RELATIONS OFFICE	132,392.08	228,899	126,345

L U B B O C K C O U N T Y
ADOPTED BUDGET REPORT
AS OF: OCTOBER 1ST, 2009
077-DOMESTIC RELATIONS OFFICE FISCAL YEAR 2009-2010

	2007-2008 YTD ACTUAL	ORIGINAL BUDGET FY09	ADOPTED BUDGET FY10
TOTAL EXPENDITURES	132,392.08	228,899	126,345
FUND BALANCE ADJUSTMENT			
7077-7360 DRAW FROM RESERVES			0
REVENUE OVER/(UNDER) EXPENDITURES	2,771.74	(16,833)	0

STATE OF TEXAS

COUNTY OF LUBBOCK

L U B B O C K C O U N T Y
ADOPTED BUDGET REPORT
AS OF: OCTOBER 1ST, 2009
078-TRUANCY MEDIATION PROGRAM FISCAL YEAR 2009-2010

	2007-2008 YTD ACTUAL	ORIGINAL BUDGET FY09	ADOPTED BUDGET FY10
REVENUE SUMMARY			
INTERGOVERNMENTAL	0.00	25,701	27,427
OTHER REVENUE	0.00	2,858	0
TOTAL REVENUES	0.00	28,559	27,427
TRANSFERS IN	0.00	0	3,050
TOTAL REVENUES & TRANSFERS IN	0.00	28,559	30,477
EXPENDITURE SUMMARY			
TRUANCY MEDIATION	0.00	28,559	30,477
TOTAL EXPENDITURES	0.00	28,559	30,477
FUND BALANCE ADJUSTMENT			
REVENUE OVER/(UNDER) EXPENDITURES	0.00	0	0

L U B B O C K C O U N T Y
ADOPTED BUDGET REPORT
AS OF: OCTOBER 1ST, 2009
078-TRUANCY MEDIATION PROGRAM FISCAL YEAR 2009-2010

REVENUES	2007-2008 YTD ACTUAL	ORIGINAL BUDGET FY09	ADOPTED BUDGET FY10
INTERGOVERNMENTAL			
4201 GRANT REVENUE	0.00	25,701	27,427
TOTAL INTERGOVERNMENTAL	0.00	25,701	27,427
OTHER REVENUE			
4800 IN-KIND REVENUE	0.00	2,858	0
TOTAL OTHER REVENUE	0.00	2,858	0
TOTAL REVENUES	0.00	28,559	27,427
TRANSFERS IN			
8078-8075 XFER FROM DRC	0.00	0	3,050
TOTAL TRANSFERS IN	0.00	0	3,050
TOTAL REVENUES & TRANSFERS IN	0.00	28,559	30,477

L U B B O C K C O U N T Y
ADOPTED BUDGET REPORT
AS OF: OCTOBER 1ST, 2009

078-TRUANCY MEDIATION PROGRAM FISCAL YEAR 2009-2010
TRUANCY MEDIATION

EXPENDITURES	2007-2008 YTD ACTUAL	ORIGINAL BUDGET FY09	ADOPTED BUDGET FY10
SALARIES			
5075-5006-25 STAFF EMPLOYEES	0.00	6,767	0
5075-5008-25 TEMPORARY/PART TIME	0.00	0	0
5075-5009-25 PART TIME POSITION	0.00	0	16,702
TOTAL SALARIES	0.00	6,767	16,702
BENEFITS			
5075-5101-25 FICA	0.00	419	1,035
5075-5102-25 MEDICARE	0.00	98	242
5075-5103-25 RETIREMENT	0.00	595	1,572
5075-5104-25 GROUP HEALTH INSURANCE	0.00	4,290	4,290
5075-5105-25 GROUP DENTAL INSURANCE	0.00	217	217
5075-5106-25 LIFE INSURANCE	0.00	36	36
5075-5107-25 UNEMPLOYMENT INSURANCE	0.00	14	17
5075-5109-25 WORKER'S COMPENSATION	0.00	64	159
TOTAL BENEFITS	0.00	5,733	7,568
SUPPLIES/MATERIALS			
5075-5201-25 SUPPLIES/OTH OPER EXP	0.00	706	1,127
TOTAL SUPPLIES/MATERIALS	0.00	706	1,127
TRAINING/DUES			
5075-5503-25 TRAVEL AND TRAINING	0.00	2,853	50
TOTAL TRAINING/DUES	0.00	2,853	50
PROF/CONTRACT SERV			
5075-5622-25 CONTRACT SERVICES	0.00	12,500	5,030
TOTAL PROF/CONTRACT SERV	0.00	12,500	5,030
OTHER CHARGES			
5075-5990-25 IN-KIND EXPENSE	0.00	0	0
TOTAL OTHER CHARGES	0.00	0	0
TOTAL TRUANCY MEDIATION	0.00	28,559	30,477

L U B B O C K C O U N T Y
ADOPTED BUDGET REPORT
AS OF: OCTOBER 1ST, 2009
078-TRUANCY MEDIATION PROGRAM FISCAL YEAR 2009-2010

	2007-2008 YTD ACTUAL	ORIGINAL BUDGET FY09	ADOPTED BUDGET FY10
TOTAL EXPENDITURES	0.00	28,559	30,477
FUND BALANCE ADJUSTMENT			
REVENUE OVER/(UNDER) EXPENDITURES	0.00	0	0

L U B B O C K C O U N T Y
ADOPTED BUDGET REPORT
AS OF: OCTOBER 1ST, 2009
081-LAW LIBRARY FUND FISCAL YEAR 2009-2010

	2007-2008 YTD ACTUAL	ORIGINAL BUDGET FY09	ADOPTED BUDGET FY10
REVENUE SUMMARY			
CHARGES FOR SERVICES	168,062.45	172,500	176,500
INTEREST	1,676.40	1,000	800
OTHER REVENUE	844.05	500	700
TOTAL REVENUES	170,582.90	174,000	178,000
EXPENDITURE SUMMARY			
081-LAW LIBRARY	174,312.38	176,454	178,000
TOTAL EXPENDITURES	174,312.38	176,454	178,000
FUND BALANCE ADJUSTMENT			
7081-7360 DRAW FROM RESERVES			0
REVENUE OVER/(UNDER) EXPENDITURES	(3,729.48)	(2,454)	0

L U B B O C K C O U N T Y
ADOPTED BUDGET REPORT
AS OF: OCTOBER 1ST, 2009
081-LAW LIBRARY FUND FISCAL YEAR 2009-2010

REVENUES	2007-2008 YTD ACTUAL	ORIGINAL BUDGET FY09	ADOPTED BUDGET FY10
CHARGES FOR SERVICES			
4509 COUNTY CLERK	76,336.04	83,000	84,500
4510 DISTRICT CLERK	91,726.41	89,500	92,000
TOTAL CHARGES FOR SERVICES	168,062.45	172,500	176,500
INTEREST			
4700 INTEREST INCOME	1,676.40	1,000	800
TOTAL INTEREST	1,676.40	1,000	800
OTHER REVENUE			
4846 COPIES-NETWORK PRINTER	764.05	500	700
4899 OTHER REVENUE	80.00	0	0
TOTAL OTHER REVENUE	844.05	500	700
TOTAL REVENUES	170,582.90	174,000	178,000

L U B B O C K C O U N T Y
ADOPTED BUDGET REPORT
AS OF: OCTOBER 1ST, 2009
FISCAL YEAR 2009-2010

081-LAW LIBRARY FUND
081-LAW LIBRARY

EXPENDITURES	2007-2008 YTD ACTUAL	ORIGINAL BUDGET FY09	ADOPTED BUDGET FY10
SALARIES			
5081-5006-25 STAFF EMPLOYEES	36,702.65	38,707	38,707
5081-5008-25 SEASONAL/TEMPORARY	987.05	2,000	2,000
TOTAL SALARIES	37,689.70	40,707	40,707
BENEFITS			
5081-5101-25 FICA	2,261.90	2,524	2,524
5081-5102-25 MEDICARE	529.07	590	590
5081-5103-25 RETIREMENT	3,264.39	3,402	3,643
5081-5104-25 GROUP HEALTH INSURANCE	4,283.37	4,290	4,290
5081-5105-25 GROUP DENTAL INSURANCE	216.99	217	217
5081-5106-25 LIFE INSURANCE	35.88	36	36
5081-5107-25 UNEMPLOYMENT INSURANCE	76.44	81	41
5081-5109-25 WORKER'S COMPENSATION	621.47	684	684
TOTAL BENEFITS	11,289.51	11,824	12,025
SUPPLIES/MATERIALS			
5081-5201-25 SUPPLIES/OTH OPER EXP	3,724.31	900	900
TOTAL SUPPLIES/MATERIALS	3,724.31	900	900
MAINTENANCE			
5081-5301-25 EQUIPMENT OPER/MAINT	85.00	100	100
TOTAL MAINTENANCE	85.00	100	100
UTILITIES			
5081-5401-25 COMMUNICATIONS	1,327.75	1,200	1,220
TOTAL UTILITIES	1,327.75	1,200	1,220
TRAINING/DUES			
5081-5503-25 TRAVEL AND TRAINING	0.00	200	0
TOTAL TRAINING/DUES	0.00	200	0
PROF/CONTRACT SERV			
5081-5614-25 PROFESSIONAL SERVICES	12,871.42	12,800	13,296
TOTAL PROF/CONTRACT SERV	12,871.42	12,800	13,296

L U B B O C K C O U N T Y
ADOPTED BUDGET REPORT
AS OF: OCTOBER 1ST, 2009
FISCAL YEAR 2009-2010

081-LAW LIBRARY FUND
081-LAW LIBRARY

EXPENDITURES	2007-2008 YTD ACTUAL	ORIGINAL BUDGET FY09	ADOPTED BUDGET FY10
CAPITAL OUTLAY			
6081-6302-25 BOOKS AND PERIODICALS	107,324.69	108,723	109,752
TOTAL CAPITAL OUTLAY	107,324.69	108,723	109,752
TOTAL 081-LAW LIBRARY	66,987.69	67,731	68,248

L U B B O C K C O U N T Y
ADOPTED BUDGET REPORT
AS OF: OCTOBER 1ST, 2009
081-LAW LIBRARY FUND FISCAL YEAR 2009-2010

	2007-2008 YTD ACTUAL	ORIGINAL BUDGET FY09	ADOPTED BUDGET FY10
TOTAL EXPENDITURES	174,312.38	176,454	178,000
FUND BALANCE ADJUSTMENT			
7081-7360 DRAW FROM RESERVES			0
REVENUE OVER/(UNDER) EXPENDITURES	(3,729.48)	(2,454)	0

STATE OF TEXAS

COUNTY OF LUBBOCK

L U B B O C K C O U N T Y
ADOPTED BUDGET REPORT
AS OF: OCTOBER 1ST, 2009
083-ELECTION SERVICES FISCAL YEAR 2009-2010

	2007-2008 YTD ACTUAL	ORIGINAL BUDGET FY09	ADOPTED BUDGET FY10
REVENUE SUMMARY			
CHARGES FOR SERVICES	399,768.79	511,000	582,997
TOTAL REVENUES	399,768.79	511,000	582,997
TRANSFERS IN	31,213.24	0	0
TOTAL REVENUES & TRANSFERS IN	430,982.03	511,000	582,997
EXPENDITURE SUMMARY			
ELECTIONS SERVICES	430,982.03	509,997	564,267
TOTAL EXPENDITURES	430,982.03	509,997	564,267
FUND BALANCE ADJUSTMENT			
REVENUE OVER/(UNDER) EXPENDITURES	0.00	1,003	18,730

L U B B O C K C O U N T Y
ADOPTED BUDGET REPORT
AS OF: OCTOBER 1ST, 2009
083-ELECTION SERVICES FISCAL YEAR 2009-2010

REVENUES	2007-2008 YTD ACTUAL	ORIGINAL BUDGET FY09	ADOPTED BUDGET FY10
CHARGES FOR SERVICES			
4530 ELECTION SERVICES CONTRACT	399,768.79	511,000	582,997
TOTAL CHARGES FOR SERVICES	399,768.79	511,000	582,997
TOTAL REVENUES	399,768.79	511,000	582,997
TRANSFERS IN			
8083-8011 XFER FROM GENERAL FUND	31,213.24	0	0
TOTAL TRANSFERS IN	31,213.24	0	0
TOTAL REVENUES & TRANSFERS IN	430,982.03	511,000	582,997

L U B B O C K C O U N T Y
ADOPTED BUDGET REPORT
AS OF: OCTOBER 1ST, 2009
FISCAL YEAR 2009-2010

083-ELECTION SERVICES
ELECTIONS SERVICES

EXPENDITURES	2007-2008 YTD ACTUAL	ORIGINAL BUDGET FY09	ADOPTED BUDGET FY10
SALARIES			
5077-5006-70 STAFF EMPLOYEES	13,105.41	15,000	15,000
5077-5007-70 OVERTIME COMPENSATION	25,268.03	20,000	20,000
5077-5008-70 SEASONAL/ TEMPORARY	0.00	30,000	30,000
TOTAL SALARIES	38,373.44	65,000	65,000
BENEFITS			
5077-5101-70 FICA	2,277.42	4,030	4,030
5077-5102-70 MEDICARE	532.70	943	943
5077-5103-70 RETIREMENT	3,264.14	3,007	3,294
5077-5104-70 GROUP HEALTH INSURANCE	3,260.57	18,258	0
5077-5105-70 GROUP DENTAL INSURANCE	164.42	651	0
5077-5106-70 LIFE INSURANCE	30.45	108	0
TOTAL BENEFITS	9,529.70	26,997	8,267
SUPPLIES/MATERIALS			
5077-5201-70 SUPPLIES/OTH OPER EXP	38,457.07	10,000	30,000
TOTAL SUPPLIES/MATERIALS	38,457.07	10,000	30,000
MAINTENANCE			
5077-5302-70 VEHICLE OPERATION/MAINT	(14.96)	0	1,000
TOTAL MAINTENANCE	(14.96)	0	1,000
UTILITIES			
5077-5401-70 COMMUNICATIONS - MONTHLY	0.00	3,000	3,000
TOTAL UTILITIES	0.00	3,000	3,000
TRAINING/DUES			
5077-5503-70 TRAVEL AND TRAINING	4,064.51	5,000	4,000
TOTAL TRAINING/DUES	4,064.51	5,000	4,000
PROF/CONTRACT SERV			
5077-5614-70 PROFESSIONAL SERVICES	336,078.17	390,000	445,000
TOTAL PROF/CONTRACT SERV	336,078.17	390,000	445,000
RENTALS/LEASES			
5077-5701-70 RENTALS AND LEASES	4,494.10	10,000	8,000
TOTAL RENTALS/LEASES	4,494.10	10,000	8,000
TOTAL ELECTIONS SERVICES	430,982.03	509,997	564,267

L U B B O C K C O U N T Y
ADOPTED BUDGET REPORT
AS OF: OCTOBER 1ST, 2009
083-ELECTION SERVICES FISCAL YEAR 2009-2010

	2007-2008 YTD ACTUAL	ORIGINAL BUDGET FY09	ADOPTED BUDGET FY10
TOTAL EXPENDITURES	430,982.03	509,997	564,267
FUND BALANCE ADJUSTMENT			
REVENUE OVER/(UNDER) EXPENDITURES	0.00	1,003	18,730

L U B B O C K C O U N T Y
ADOPTED BUDGET REPORT
AS OF: OCTOBER 1ST, 2009
084-HAVA-HELP AMERICA VOTE FISCAL YEAR 2009-2010

	2007-2008 YTD ACTUAL	ORIGINAL BUDGET FY09	ADOPTED BUDGET FY10
REVENUE SUMMARY			
INTERGOVERNMENTAL	0.00	0	5,945
TOTAL REVENUES	0.00	0	5,945
EXPENDITURE SUMMARY			
HAVA-HELP AMERICA VOTE	0.00	0	5,945
TOTAL EXPENDITURES	0.00	0	5,945
FUND BALANCE ADJUSTMENT			
REVENUE OVER/(UNDER) EXPENDITURES	0.00	0	0

L U B B O C K C O U N T Y
ADOPTED BUDGET REPORT
AS OF: OCTOBER 1ST, 2009
084-HAVA-HELP AMERICA VOTE FISCAL YEAR 2009-2010

REVENUES	2007-2008 YTD ACTUAL	ORIGINAL BUDGET FY09	ADOPTED BUDGET FY10
INTERGOVERNMENTAL			
4201 GRANT REVENUE	0.00	0	5,945
TOTAL INTERGOVERNMENTAL	0.00	0	5,945
TOTAL REVENUES	0.00	0	5,945

L U B B O C K C O U N T Y
ADOPTED BUDGET REPORT
AS OF: OCTOBER 1ST, 2009
FISCAL YEAR 2009-2010

084-HAVA-HELP AMERICA VOTE
HAVA-HELP AMERICA VOTE

EXPENDITURES	2007-2008 YTD ACTUAL	ORIGINAL BUDGET FY09	ADOPTED BUDGET FY10
SUPPLIES/MATERIALS			
5077-5231-70 NON-CAPITAL EQUIPMENT	0.00	0	5,945
TOTAL SUPPLIES/MATERIALS	0.00	0	5,945
TOTAL HAVA-HELP AMERICA VOTE	0.00	0	5,945

L U B B O C K C O U N T Y
ADOPTED BUDGET REPORT
AS OF: OCTOBER 1ST, 2009
084-HAVA-HELP AMERICA VOTE FISCAL YEAR 2009-2010

	2007-2008 YTD ACTUAL	ORIGINAL BUDGET FY09	ADOPTED BUDGET FY10
TOTAL EXPENDITURES	0.00	0	5,945
FUND BALANCE ADJUSTMENT			
REVENUE OVER/(UNDER) EXPENDITURES	0.00	0	0

L U B B O C K C O U N T Y
ADOPTED BUDGET REPORT
AS OF: OCTOBER 1ST, 2009
085-ELECTION ADMIN FEE FUND FISCAL YEAR 2009-2010

	2007-2008 YTD ACTUAL	ORIGINAL BUDGET FY09	ADOPTED BUDGET FY10
REVENUE SUMMARY			
CHARGES FOR SERVICES	60,568.97	10,000	10,000
INTEREST	1,688.67	0	2,000
TOTAL REVENUES	62,257.64	10,000	12,000
EXPENDITURE SUMMARY			
ELECTIONS ADMIN FEE FUND	0.00	29,167	29,167
TOTAL EXPENDITURES	0.00	29,167	29,167
FUND BALANCE ADJUSTMENT			
7077-7360 DRAW FROM RESERVES			(17,167)
REVENUE OVER/(UNDER) EXPENDITURES	62,257.64	(19,167)	0

L U B B O C K C O U N T Y
ADOPTED BUDGET REPORT
AS OF: OCTOBER 1ST, 2009
085-ELECTION ADMIN FEE FUND FISCAL YEAR 2009-2010

REVENUES	2007-2008 YTD ACTUAL	ORIGINAL BUDGET FY09	ADOPTED BUDGET FY10
CHARGES FOR SERVICES			
4530 ELECTION SERVICES CONTRACT	60,568.97	10,000	10,000
TOTAL CHARGES FOR SERVICES	60,568.97	10,000	10,000
INTEREST			
4700 INTEREST INCOME	1,688.67	0	2,000
TOTAL INTEREST	1,688.67	0	2,000
TOTAL REVENUES	62,257.64	10,000	12,000

L U B B O C K C O U N T Y
ADOPTED BUDGET REPORT
AS OF: OCTOBER 1ST, 2009
085-ELECTION ADMIN FEE FUND FISCAL YEAR 2009-2010
ELECTIONS ADMIN FEE FUND

EXPENDITURES	2007-2008 YTD ACTUAL	ORIGINAL BUDGET FY09	ADOPTED BUDGET FY10
SUPPLIES/MATERIALS			
5077-5201-70 SUPPLIES/OTH OPER EXP	0.00	25,000	25,000
5077-5230-70 NON-CAPITAL SOFTWARE	0.00	0	0
5077-5231-70 NON-CAPITAL EQUIPMENT	0.00	4,167	4,167
TOTAL SUPPLIES/MATERIALS	0.00	29,167	29,167
TOTAL ELECTIONS ADMIN FEE FUND	0.00	29,167	29,167

L U B B O C K C O U N T Y
ADOPTED BUDGET REPORT
AS OF: OCTOBER 1ST, 2009
085-ELECTION ADMIN FEE FUND FISCAL YEAR 2009-2010

	2007-2008 YTD ACTUAL	ORIGINAL BUDGET FY09	ADOPTED BUDGET FY10
TOTAL EXPENDITURES	0.00	29,167	29,167
FUND BALANCE ADJUSTMENT			
7077-7360 DRAW FROM RESERVES			(17,167)
REVENUE OVER/(UNDER) EXPENDITURES	62,257.64	(19,167)	0

L U B B O C K C O U N T Y
ADOPTED BUDGET REPORT
AS OF: OCTOBER 1ST, 2009
086-ELECTION EQUIPMENT FUN FISCAL YEAR 2009-2010

	2007-2008 YTD ACTUAL	ORIGINAL BUDGET FY09	ADOPTED BUDGET FY10
REVENUE SUMMARY			
CHARGES FOR SERVICES	73,657.79	30,000	30,000
INTEREST	2,842.01	0	2,000
TOTAL REVENUES	76,499.80	30,000	32,000
EXPENDITURE SUMMARY			
ELECTIONS EQUIPMENT FUND	33,950.00	30,000	32,000
TOTAL EXPENDITURES	33,950.00	30,000	32,000
FUND BALANCE ADJUSTMENT			
REVENUE OVER/(UNDER) EXPENDITURES	42,549.80	0	0

L U B B O C K C O U N T Y
ADOPTED BUDGET REPORT
AS OF: OCTOBER 1ST, 2009
086-ELECTION EQUIPMENT FUN FISCAL YEAR 2009-2010

REVENUES	2007-2008 YTD ACTUAL	ORIGINAL BUDGET FY09	ADOPTED BUDGET FY10
CHARGES FOR SERVICES			
4530 ELECTION SERVICES CONTRACT	73,657.79	30,000	30,000
TOTAL CHARGES FOR SERVICES	73,657.79	30,000	30,000
INTEREST			
4700 INTEREST INCOME	2,842.01	0	2,000
TOTAL INTEREST	2,842.01	0	2,000
TOTAL REVENUES	76,499.80	30,000	32,000

L U B B O C K C O U N T Y
ADOPTED BUDGET REPORT
AS OF: OCTOBER 1ST, 2009
086-ELECTION EQUIPMENT FUN FISCAL YEAR 2009-2010
ELECTIONS EQUIPMENT FUND

EXPENDITURES	2007-2008 YTD ACTUAL	ORIGINAL BUDGET FY09	ADOPTED BUDGET FY10
SUPPLIES/MATERIALS			
5077-5231-70 NON-CAPITAL EQUIPMENT	33,950.00	30,000	32,000
TOTAL SUPPLIES/MATERIALS	33,950.00	30,000	32,000
TOTAL ELECTIONS EQUIPMENT FUND	33,950.00	30,000	32,000

L U B B O C K C O U N T Y
ADOPTED BUDGET REPORT
AS OF: OCTOBER 1ST, 2009
086-ELECTION EQUIPMENT FUN FISCAL YEAR 2009-2010

	2007-2008 YTD ACTUAL	ORIGINAL BUDGET FY09	ADOPTED BUDGET FY10
TOTAL EXPENDITURES	33,950.00	30,000	32,000
FUND BALANCE ADJUSTMENT			
REVENUE OVER/(UNDER) EXPENDITURES	42,549.80	0	0

L U B B O C K C O U N T Y
ADOPTED BUDGET REPORT
AS OF: OCTOBER 1ST, 2009
088-HAZARD MATERIAL EMG-LEPC FISCAL YEAR 2009-2010

	2007-2008 YTD ACTUAL	ORIGINAL BUDGET FY09	ADOPTED BUDGET FY10
REVENUE SUMMARY			
INTERGOVERNMENTAL	19,934.70	0	0
OTHER REVENUE	11,111.76	0	0
TOTAL REVENUES	31,046.46	0	0
EXPENDITURE SUMMARY			
EMERGENCEY PLANNING-HMEP	31,046.46	0	0
TOTAL EXPENDITURES	31,046.46	0	0
FUND BALANCE ADJUSTMENT			
REVENUE OVER/(UNDER) EXPENDITURES	0.00	0	0

L U B B O C K C O U N T Y
ADOPTED BUDGET REPORT
AS OF: OCTOBER 1ST, 2009
088-HAZARD MATERIAL EMG-LEPC FISCAL YEAR 2009-2010

REVENUES	2007-2008 YTD ACTUAL	ORIGINAL BUDGET FY09	ADOPTED BUDGET FY10
INTERGOVERNMENTAL			
4201 GRANT REVENUE	19,934.70	0	0
TOTAL INTERGOVERNMENTAL	19,934.70	0	0
OTHER REVENUE			
4800 IN-KIND REVENUE	11,111.76	0	0
4816 CONTRIBUTIONS-LEPC-HMEP	0.00	0	0
TOTAL OTHER REVENUE	11,111.76	0	0
TOTAL REVENUES	31,046.46	0	0

L U B B O C K C O U N T Y
ADOPTED BUDGET REPORT
AS OF: OCTOBER 1ST, 2009
088-HAZARD MATERIAL EMG-LEPC FISCAL YEAR 2009-2010
EMERGENCEY PLANNING-HMEP

EXPENDITURES	2007-2008 YTD ACTUAL	ORIGINAL BUDGET FY09	ADOPTED BUDGET FY10
SUPPLIES/MATERIALS			
5002-5201-30 SUPPLIES	19,934.70	0	0
TOTAL SUPPLIES/MATERIALS	19,934.70	0	0
OTHER CHARGES			
5002-5990-30 IN-KIND EXPENSE	11,111.76	0	0
TOTAL OTHER CHARGES	11,111.76	0	0
TOTAL EMERGENCEY PLANNING-HMEP	31,046.46	0	0

L U B B O C K C O U N T Y
ADOPTED BUDGET REPORT
AS OF: OCTOBER 1ST, 2009
088-HAZARD MATERIAL EMG-LEPC FISCAL YEAR 2009-2010

	2007-2008 YTD ACTUAL	ORIGINAL BUDGET FY09	ADOPTED BUDGET FY10
TOTAL EXPENDITURES	31,046.46	0	0
FUND BALANCE ADJUSTMENT			
REVENUE OVER/(UNDER) EXPENDITURES	0.00	0	0

L U B B O C K C O U N T Y
ADOPTED BUDGET REPORT
AS OF: OCTOBER 1ST, 2009
089-HISTORIC SURVEY GRANT FISCAL YEAR 2009-2010

	2007-2008 YTD ACTUAL	ORIGINAL BUDGET FY09	ADOPTED BUDGET FY10
REVENUE SUMMARY			
INTERGOVERNMENTAL	11,346.60	0	16,924
OTHER REVENUE	12,021.50	0	16,924
TOTAL REVENUES	23,368.10	0	33,848
EXPENDITURE SUMMARY			
HISTORIC SURVEY GRANT	23,368.10	0	33,848
TOTAL EXPENDITURES	23,368.10	0	33,848
FUND BALANCE ADJUSTMENT			
REVENUE OVER/(UNDER) EXPENDITURES	0.00	0	0

L U B B O C K C O U N T Y
ADOPTED BUDGET REPORT
AS OF: OCTOBER 1ST, 2009
089-HISTORIC SURVEY GRANT FISCAL YEAR 2009-2010

REVENUES	2007-2008 YTD ACTUAL	ORIGINAL BUDGET FY09	ADOPTED BUDGET FY10
INTERGOVERNMENTAL			
4201 GRANT REVENUE	11,346.60	0	16,924
TOTAL INTERGOVERNMENTAL	11,346.60	0	16,924
OTHER REVENUE			
4800 IN-KIND REVENUE	12,021.50	0	16,924
TOTAL OTHER REVENUE	12,021.50	0	16,924
TOTAL REVENUES	23,368.10	0	33,848

LUBBOCK COUNTY
ADOPTED BUDGET REPORT
AS OF: OCTOBER 1ST, 2009
FISCAL YEAR 2009-2010

089-HISTORIC SURVEY GRANT
HISTORIC SURVEY GRANT

EXPENDITURES	2007-2008 YTD ACTUAL	ORIGINAL BUDGET FY09	ADOPTED BUDGET FY10
SALARIES			
5088-5008-80 SEASONAL/TEMPORARY	10,430.80	0	12,800
5088-5088-80 PERSONNEL/VOLUNTEER	6,622.07	0	9,275
TOTAL SALARIES	17,052.87	0	22,075
BENEFITS			
5088-5101-80 FICA	646.70	0	794
5088-5102-80 MEDICARE	151.25	0	186
5088-5107-80 UNEMPLOYMENT INSURANCE	19.05	0	13
5088-5109-80 WORKER'S COMPENSATION	98.80	0	122
TOTAL BENEFITS	915.80	0	1,115
SUPPLIES/MATERIALS			
5088-5201-80 SUPPLIES/OTH OPER EXP	1,563.33	0	4,058
TOTAL SUPPLIES/MATERIALS	1,563.33	0	4,058
TRAINING/DUES			
5088-5503-80 TRAVEL AND TRAINING	1,771.10	0	3,000
TOTAL TRAINING/DUES	1,771.10	0	3,000
RENTALS/LEASES			
5088-5701-80 RENTALS AND LEASES	2,065.00	0	3,600
TOTAL RENTALS/LEASES	2,065.00	0	3,600
TOTAL HISTORIC SURVEY GRANT	23,368.10	0	33,848

L U B B O C K C O U N T Y
ADOPTED BUDGET REPORT
AS OF: OCTOBER 1ST, 2009
089-HISTORIC SURVEY GRANT FISCAL YEAR 2009-2010

	2007-2008 YTD ACTUAL	ORIGINAL BUDGET FY09	ADOPTED BUDGET FY10
TOTAL EXPENDITURES	23,368.10	0	33,848
FUND BALANCE ADJUSTMENT			
REVENUE OVER/(UNDER) EXPENDITURES	0.00	0	0

L U B B O C K C O U N T Y
ADOPTED BUDGET REPORT
AS OF: OCTOBER 1ST, 2009
090-RECORDS PRESERV DIST CLK FISCAL YEAR 2009-2010

	2007-2008 YTD ACTUAL	ORIGINAL BUDGET FY09	ADOPTED BUDGET FY10
REVENUE SUMMARY			
FEES	16,282.35	15,000	14,500
INTEREST	1,458.06	700	700
TOTAL REVENUES	17,740.41	15,700	15,200
EXPENDITURE SUMMARY			
090RECORDS PRES DIST CLK	29,513.08	15,000	13,751
TOTAL EXPENDITURES	29,513.08	15,000	13,751
FUND BALANCE ADJUSTMENT			
REVENUE OVER/(UNDER) EXPENDITURES	(11,772.67)	700	1,449

L U B B O C K C O U N T Y
ADOPTED BUDGET REPORT
AS OF: OCTOBER 1ST, 2009
090-RECORDS PRESERV DIST CLK FISCAL YEAR 2009-2010

REVENUES	2007-2008 YTD ACTUAL	ORIGINAL BUDGET FY09	ADOPTED BUDGET FY10
FEES			
4312 RECORDS PRESERVATION FEE	16,282.35	15,000	14,500
TOTAL FEES	16,282.35	15,000	14,500
INTEREST			
4700 INTEREST INCOME	1,458.06	700	700
TOTAL INTEREST	1,458.06	700	700
TOTAL REVENUES	17,740.41	15,700	15,200

L U B B O C K C O U N T Y
ADOPTED BUDGET REPORT
AS OF: OCTOBER 1ST, 2009

090-RECORDS PRESERV DIST CLK FISCAL YEAR 2009-2010
090RECORDS PRES DIST CLK

EXPENDITURES	2007-2008 YTD ACTUAL	ORIGINAL BUDGET FY09	ADOPTED BUDGET FY10
SALARIES			
5023-5008-20 SEASONAL/TEMPORARY	0.00	0	5,750
TOTAL SALARIES	0.00	0	5,750
BENEFITS			
5023-5101-20 FICA	0.00	0	357
5023-5102-20 MEDICARE	0.00	0	83
5023-5107-20 UNEMPLOYMENT INSURANCE	0.00	0	6
5023-5109-20 WORKER'S COMPENSATION	0.00	0	55
TOTAL BENEFITS	0.00	0	501
SUPPLIES/MATERIALS			
5023-5201-20 SUPPLIES/OTH OPER EQUIP	6,514.08	2,000	7,500
5023-5231-20 NON-CAPITAL EQUIP	4,999.00	0	0
TOTAL SUPPLIES/MATERIALS	11,513.08	2,000	7,500
CAPITAL OUTLAY			
6023-6407-20 OTHER EQUIPMENT	18,000.00	13,000	0
TOTAL CAPITAL OUTLAY	18,000.00	13,000	0
TOTAL 090RECORDS PRES DIST CLK	11,513.08	2,000	13,751

L U B B O C K C O U N T Y
ADOPTED BUDGET REPORT
AS OF: OCTOBER 1ST, 2009
090-RECORDS PRESERV DIST CLK FISCAL YEAR 2009-2010

	2007-2008 YTD ACTUAL	ORIGINAL BUDGET FY09	ADOPTED BUDGET FY10
TOTAL EXPENDITURES	29,513.08	15,000	13,751
FUND BALANCE ADJUSTMENT			
REVENUE OVER/(UNDER) EXPENDITURES	(11,772.67)	700	1,449

L U B B O C K C O U N T Y
ADOPTED BUDGET REPORT
AS OF: OCTOBER 1ST, 2009
091-RECORD PRESERV CO CLK FISCAL YEAR 2009-2010

	2007-2008 YTD ACTUAL	ORIGINAL BUDGET FY09	ADOPTED BUDGET FY10
REVENUE SUMMARY			
FEES	266,739.00	275,000	250,000
INTEREST	88,065.60	75,000	75,000
TOTAL REVENUES	354,804.60	350,000	325,000
EXPENDITURE SUMMARY			
003-CO. CLERK RECORDS PRE	143,881.44	245,772	743,868
TOTAL EXPENDITURES	143,881.44	245,772	743,868
FUND BALANCE ADJUSTMENT			
7003-7360 DRAW FROM RESERVES			(418,868)
REVENUE OVER/(UNDER) EXPENDITURES	210,923.16	104,228	0

L U B B O C K C O U N T Y
ADOPTED BUDGET REPORT
AS OF: OCTOBER 1ST, 2009
091-RECORD PRESERV CO CLK FISCAL YEAR 2009-2010

REVENUES	2007-2008 YTD ACTUAL	ORIGINAL BUDGET FY09	ADOPTED BUDGET FY10
FEES			
4312 RECORDS PRESERVATION FEE	266,739.00	275,000	250,000
TOTAL FEES	266,739.00	275,000	250,000
INTEREST			
4700 INTEREST INCOME	88,065.60	75,000	75,000
TOTAL INTEREST	88,065.60	75,000	75,000
TOTAL REVENUES	354,804.60	350,000	325,000

L U B B O C K C O U N T Y
ADOPTED BUDGET REPORT
AS OF: OCTOBER 1ST, 2009
FISCAL YEAR 2009-2010

091-RECORD PRESERV CO CLK
003-CO. CLERK RECORDS PRESERV

EXPENDITURES	2007-2008 YTD ACTUAL	ORIGINAL BUDGET FY09	ADOPTED BUDGET FY10
SALARIES			
5003-5006-10 STAFF EMPLOYEES	29,087.56	39,041	39,041
5003-5007-10 OVERTIME COMPENSATION	0.00	1,000	1,000
5003-5009-10 PART TIME POSITION	0.00	13,125	23,000
TOTAL SALARIES	29,087.56	53,166	63,041
BENEFITS			
5003-5101-10 FICA	1,765.49	3,297	3,909
5003-5102-10 MEDICARE	412.94	771	915
5003-5103-10 RETIREMENT	2,545.79	4,463	5,932
5003-5104-10 GROUP HEALTH INSURANCE	4,483.37	8,580	8,580
5003-5105-10 GROUP DENTAL INSURANCE	216.99	434	434
5003-5106-10 LIFE INSURANCE	35.88	72	72
5003-5107-10 UNEMPLOYMENT INSURANCE	57.55	106	63
5003-5109-10 WORKER'S COMPENSATION	269.71	505	599
TOTAL BENEFITS	9,787.72	18,228	20,504
SUPPLIES/MATERIALS			
5003-5201-10 SUPPLIES/OTH OPER EXP	2,156.42	11,429	11,429
5003-5231-10 NON-CAPITAL EQUIPMENT	5,876.63	0	1,200
TOTAL SUPPLIES/MATERIALS	8,033.05	11,429	12,629
MAINTENANCE			
5003-5301-10 EQUIPMENT OPER/MAINT	3,371.00	5,966	5,966
TOTAL MAINTENANCE	3,371.00	5,966	5,966
UTILITIES			
5003-5401-10 COMMUNICATIONS - MONTHLY	0.00	10,900	10,900
TOTAL UTILITIES	0.00	10,900	10,900
PROF/CONTRACT SERV			
5003-5614-10 PROFESSIONAL SERVICES	59,198.00	74,583	602,468
5003-5622-10 CONTRACT SERVICES	28,216.11	65,300	18,360
TOTAL PROF/CONTRACT SERV	87,414.11	139,883	620,828

L U B B O C K C O U N T Y
ADOPTED BUDGET REPORT
AS OF: OCTOBER 1ST, 2009
FISCAL YEAR 2009-2010

091-RECORD PRESERV CO CLK
003-CO. CLERK RECORDS PRESERV

EXPENDITURES	2007-2008 YTD ACTUAL	ORIGINAL BUDGET FY09	ADOPTED BUDGET FY10
CAPITAL OUTLAY			
6003-6407-10 OTHER EQUIPMENT	6,188.00	6,200	10,000
TOTAL CAPITAL OUTLAY	6,188.00	6,200	10,000
TOTAL 003-CO. CLERK RECORDS PRESERV	137,693.44	239,572	733,868

L U B B O C K C O U N T Y
ADOPTED BUDGET REPORT
AS OF: OCTOBER 1ST, 2009
091-RECORD PRESERV CO CLK FISCAL YEAR 2009-2010

	2007-2008 YTD ACTUAL	ORIGINAL BUDGET FY09	ADOPTED BUDGET FY10
TOTAL EXPENDITURES	143,881.44	245,772	743,868
FUND BALANCE ADJUSTMENT			
7003-7360 DRAW FROM RESERVES			(418,868)
REVENUE OVER/(UNDER) EXPENDITURES	210,923.16	104,228	0

STATE OF TEXAS

COUNTY OF LUBBOCK

L U B B O C K C O U N T Y
ADOPTED BUDGET REPORT
AS OF: OCTOBER 1ST, 2009
092-COMM. COURT REC. PRES. FD FISCAL YEAR 2009-2010

	2007-2008 YTD ACTUAL	ORIGINAL BUDGET FY09	ADOPTED BUDGET FY10
REVENUE SUMMARY			
FEES	95,646.01	82,000	82,000
INTEREST	16,274.84	11,000	11,000
TOTAL REVENUES	111,920.85	93,000	93,000
EXPENDITURE SUMMARY			
001-COMM COURT RECORDS	8,667.13	93,000	93,000
TOTAL EXPENDITURES	8,667.13	93,000	93,000
FUND BALANCE ADJUSTMENT			
REVENUE OVER/(UNDER) EXPENDITURES	103,253.72	0	0

L U B B O C K C O U N T Y
ADOPTED BUDGET REPORT
AS OF: OCTOBER 1ST, 2009
092-COMM. COURT REC. PRES. FD FISCAL YEAR 2009-2010

REVENUES	2007-2008 YTD ACTUAL	ORIGINAL BUDGET FY09	ADOPTED BUDGET FY10
FEES			
4314 COMMISSIONERS RECORDS FEE	95,646.01	82,000	82,000
TOTAL FEES	95,646.01	82,000	82,000
INTEREST			
4700 INTEREST INCOME	16,274.84	11,000	11,000
TOTAL INTEREST	16,274.84	11,000	11,000
TOTAL REVENUES	111,920.85	93,000	93,000

L U B B O C K C O U N T Y
ADOPTED BUDGET REPORT
AS OF: OCTOBER 1ST, 2009

092-COMM. COURT REC. PRES. FD FISCAL YEAR 2009-2010
001-COMM COURT RECORDS

EXPENDITURES	2007-2008 YTD ACTUAL	ORIGINAL BUDGET FY09	ADOPTED BUDGET FY10
SUPPLIES/MATERIALS			
5001-5201-10 SUPPLIES/OTH OPER EXP	37.50	10,000	10,000
TOTAL SUPPLIES/MATERIALS	37.50	10,000	10,000
CAPITAL OUTLAY			
6001-6407-10 OTHER EQUIPMENT	8,629.63	83,000	83,000
TOTAL CAPITAL OUTLAY	8,629.63	83,000	83,000
TOTAL 001-COMM COURT RECORDS	37.50	10,000	10,000

L U B B O C K C O U N T Y
ADOPTED BUDGET REPORT
AS OF: OCTOBER 1ST, 2009
092-COMM. COURT REC. PRES. FD FISCAL YEAR 2009-2010

	2007-2008 YTD ACTUAL	ORIGINAL BUDGET FY09	ADOPTED BUDGET FY10
TOTAL EXPENDITURES	8,667.13	93,000	93,000
FUND BALANCE ADJUSTMENT			
REVENUE OVER/(UNDER) EXPENDITURES	103,253.72	0	0

L U B B O C K C O U N T Y
ADOPTED BUDGET REPORT
AS OF: OCTOBER 1ST, 2009
093-COURTHOUSE SECURITY FISCAL YEAR 2009-2010

	2007-2008 YTD ACTUAL	ORIGINAL BUDGET FY09	ADOPTED BUDGET FY10
REVENUE SUMMARY			
FEES	128,982.15	140,000	125,000
INTEREST	1,980.24	1,200	1,000
TOTAL REVENUES	130,962.39	141,200	126,000
EXPENDITURE SUMMARY			
046-COURTHOUSE SECURITY	137,026.46	178,555	179,182
TOTAL EXPENDITURES	137,026.46	178,555	179,182
FUND BALANCE ADJUSTMENT			
7093-7360 DRAW FROM RESERVES			(53,182)
REVENUE OVER/(UNDER) EXPENDITURES	(6,064.07)	(37,355)	0

L U B B O C K C O U N T Y
ADOPTED BUDGET REPORT
AS OF: OCTOBER 1ST, 2009
093-COURTHOUSE SECURITY FISCAL YEAR 2009-2010

REVENUES	2007-2008 YTD ACTUAL	ORIGINAL BUDGET FY09	ADOPTED BUDGET FY10
FEES			
4315 COURTHOUSE SECURITY FEES	128,982.15	140,000	125,000
TOTAL FEES	128,982.15	140,000	125,000
INTEREST			
4700 INTEREST INCOME	1,980.24	1,200	1,000
TOTAL INTEREST	1,980.24	1,200	1,000
TOTAL REVENUES	130,962.39	141,200	126,000

L U B B O C K C O U N T Y
ADOPTED BUDGET REPORT
AS OF: OCTOBER 1ST, 2009
FISCAL YEAR 2009-2010

093-COURTHOUSE SECURITY
046-COURTHOUSE SECURITY

EXPENDITURES	2007-2008 YTD ACTUAL	ORIGINAL BUDGET FY09	ADOPTED BUDGET FY10
SALARIES			
5046-5006-30 STAFF EMPLOYEES	94,800.49	119,951	119,951
5046-5007-30 OVERTIME COMPENSATION	168.22	1,000	1,000
5046-5013-30 LONGEVITY	817.00	1,180	1,180
TOTAL SALARIES	95,785.71	122,131	122,131
BENEFITS			
5046-5101-30 FICA	5,815.60	7,572	7,572
5046-5102-30 MEDICARE	1,360.07	1,771	1,771
5046-5103-30 RETIREMENT	8,691.70	10,632	11,381
5046-5104-30 GROUP HEALTH INSURANCE	12,705.95	12,870	12,870
5046-5105-30 GROUP DENTAL INSURANCE	431.07	651	651
5046-5106-30 LIFE INSURANCE	107.08	108	108
5046-5107-30 UNEMPLOYMENT INSURANCE	197.03	244	122
5046-5109-30 WORKER'S COMPENSATION	9,352.25	11,676	11,676
TOTAL BENEFITS	38,660.75	45,524	46,151
SUPPLIES/MATERIALS			
5046-5201-30 SUPPLIES/OTH OPER EXP	410.00	1,500	1,500
5046-5224-30 UNIFORMS	0.00	1,575	1,575
5046-5231-30 NON-CAPITAL EQUIPMENT	0.00	2,825	2,825
TOTAL SUPPLIES/MATERIALS	410.00	5,900	5,900
TRAINING/DUES			
5046-5503-30 TRAVEL AND TRAINING	2,170.00	5,000	5,000
TOTAL TRAINING/DUES	2,170.00	5,000	5,000
TOTAL 046-COURTHOUSE SECURITY	137,026.46	178,555	179,182

L U B B O C K C O U N T Y
ADOPTED BUDGET REPORT
AS OF: OCTOBER 1ST, 2009
093-COURTHOUSE SECURITY FISCAL YEAR 2009-2010

	2007-2008 YTD ACTUAL	ORIGINAL BUDGET FY09	ADOPTED BUDGET FY10
TOTAL EXPENDITURES	137,026.46	178,555	179,182
FUND BALANCE ADJUSTMENT			
7093-7360 DRAW FROM RESERVES			(53,182)
REVENUE OVER/(UNDER) EXPENDITURES	(6,064.07)	(37,355)	0

L U B B O C K C O U N T Y
ADOPTED BUDGET REPORT
AS OF: OCTOBER 1ST, 2009
094-COURT RECORD PRESERVATIO FISCAL YEAR 2009-2010

	2007-2008 YTD ACTUAL	ORIGINAL BUDGET FY09	ADOPTED BUDGET FY10
REVENUE SUMMARY			
FEES	0.00	0	40,000
INTEREST	0.00	0	0
TOTAL REVENUES	0.00	0	40,000
EXPENDITURE SUMMARY			
COURT RECORD PRESERVATIO	0.00	0	19,000
TOTAL EXPENDITURES	0.00	0	19,000
FUND BALANCE ADJUSTMENT			
REVENUE OVER/(UNDER) EXPENDITURES	0.00	0	21,000

L U B B O C K C O U N T Y
ADOPTED BUDGET REPORT
AS OF: OCTOBER 1ST, 2009
094-COURT RECORD PRESERVATIO FISCAL YEAR 2009-2010

REVENUES	2007-2008 YTD ACTUAL	ORIGINAL BUDGET FY09	ADOPTED BUDGET FY10
FEES			
4305 COUNTY CLERK COURT RECORD PRES	0.00	0	20,000
4326 DISTRICT CLERK COURT RECORD PR	0.00	0	20,000
TOTAL FEES	0.00	0	40,000
INTEREST			
4700 INTEREST INCOME	0.00	0	0
TOTAL INTEREST	0.00	0	0
TOTAL REVENUES	0.00	0	40,000

L U B B O C K C O U N T Y
ADOPTED BUDGET REPORT
AS OF: OCTOBER 1ST, 2009
094-COURT RECORD PRESERVATIO FISCAL YEAR 2009-2010
COURT RECORD PRESERVATIO

EXPENDITURES	2007-2008 YTD ACTUAL	ORIGINAL BUDGET FY09	ADOPTED BUDGET FY10
SUPPLIES/MATERIALS			
5001-5202-10 SUPPLIES/OTH OPER DC	0.00	0	500
5001-5203-10 SUPPLIES/OTH OPER CC	0.00	0	500
5001-5232-10 NON-CAPITAL SOFTWARE DC	0.00	0	1,000
5001-5233-10 NON-CAPITAL SOFTWARE CC	0.00	0	1,000
5001-5235-10 NON-CAPITAL EQUIP DC	0.00	0	2,500
5001-5236-10 NON-CAPITAL EQUIP CC	0.00	0	2,500
TOTAL SUPPLIES/MATERIALS	0.00	0	8,000
MAINTENANCE			
5001-5303-10 EQUIPMENT OPER/MAINT DC	0.00	0	500
5001-5304-10 EQUIPMENT OPER/MAINT CC	0.00	0	500
TOTAL MAINTENANCE	0.00	0	1,000
PROF/CONTRACT SERV			
5001-5625-10 CONTRACT SERVICES DC	0.00	0	5,000
5001-5626-10 CONTRACT SERVICES CC	0.00	0	5,000
TOTAL PROF/CONTRACT SERV	0.00	0	10,000
TOTAL COURT RECORD PRESERVATIO	0.00	0	19,000

L U B B O C K C O U N T Y
ADOPTED BUDGET REPORT
AS OF: OCTOBER 1ST, 2009
094-COURT RECORD PRESERVATIO FISCAL YEAR 2009-2010

	2007-2008 YTD ACTUAL	ORIGINAL BUDGET FY09	ADOPTED BUDGET FY10
TOTAL EXPENDITURES	0.00	0	19,000
FUND BALANCE ADJUSTMENT			
REVENUE OVER/(UNDER) EXPENDITURES	0.00	0	21,000

L U B B O C K C O U N T Y
ADOPTED BUDGET REPORT
AS OF: OCTOBER 1ST, 2009
096-HISTORC PRESERVATION FISCAL YEAR 2009-2010

	2007-2008 YTD ACTUAL	ORIGINAL BUDGET FY09	ADOPTED BUDGET FY10
REVENUE SUMMARY			
INTEREST	1,343.19	8,100	4,220
TOTAL REVENUES	1,343.19	8,100	4,220
EXPENDITURE SUMMARY			
HISTORIC PRESERVATION	10,132.50	10,142	4,220
TOTAL EXPENDITURES	10,132.50	10,142	4,220
FUND BALANCE ADJUSTMENT			
7001-7360 DRAW FROM RESERVES			0
REVENUE OVER/(UNDER) EXPENDITURES	(8,789.31)	(2,042)	0

L U B B O C K C O U N T Y
ADOPTED BUDGET REPORT
AS OF: OCTOBER 1ST, 2009
096-HISTORC PRESERVATION FISCAL YEAR 2009-2010

REVENUES	2007-2008 YTD ACTUAL	ORIGINAL BUDGET FY09	ADOPTED BUDGET FY10
INTEREST			
4700 INTEREST INCOME	343.19	100	100
4720 ROYALTIES & DONATIONS	1,000.00	8,000	4,120
TOTAL INTEREST	1,343.19	8,100	4,220
TOTAL REVENUES	1,343.19	8,100	4,220

LUBBOCK COUNTY
ADOPTED BUDGET REPORT
AS OF: OCTOBER 1ST, 2009
FISCAL YEAR 2009-2010

096-HISTORC PRESERVATION
HISTORIC PRESERVATION

EXPENDITURES	2007-2008 YTD ACTUAL	ORIGINAL BUDGET FY09	ADOPTED BUDGET FY10
SUPPLIES/MATERIALS			
5001-5201-10 SUPPLIES/OTHER OPER EXP	10,132.50	10,142	4,220
TOTAL SUPPLIES/MATERIALS	10,132.50	10,142	4,220
TOTAL HISTORIC PRESERVATION	10,132.50	10,142	4,220

L U B B O C K C O U N T Y
ADOPTED BUDGET REPORT
AS OF: OCTOBER 1ST, 2009
096-HISTORC PRESERVATION FISCAL YEAR 2009-2010

	2007-2008 YTD ACTUAL	ORIGINAL BUDGET FY09	ADOPTED BUDGET FY10
TOTAL EXPENDITURES	10,132.50	10,142	4,220
FUND BALANCE ADJUSTMENT			
7001-7360 DRAW FROM RESERVES			0
REVENUE OVER/(UNDER) EXPENDITURES	(8,789.31)	(2,042)	0

L U B B O C K C O U N T Y
ADOPTED BUDGET REPORT
AS OF: OCTOBER 1ST, 2009
097-CHILD ABUSE PREVENTION FISCAL YEAR 2009-2010

	2007-2008 YTD ACTUAL	ORIGINAL BUDGET FY09	ADOPTED BUDGET FY10
REVENUE SUMMARY			
FEES	0.00	2,500	100
INTEREST	0.00	0	0
TOTAL REVENUES	0.00	2,500	100
EXPENDITURE SUMMARY			
TOTAL EXPENDITURES	0.00	0	0
FUND BALANCE ADJUSTMENT			
REVENUE OVER/(UNDER) EXPENDITURES	0.00	2,500	100

L U B B O C K C O U N T Y
ADOPTED BUDGET REPORT
AS OF: OCTOBER 1ST, 2009
097-CHILD ABUSE PREVENTION FISCAL YEAR 2009-2010

REVENUES	2007-2008 YTD ACTUAL	ORIGINAL BUDGET FY09	ADOPTED BUDGET FY10
FEES			
4301 CO CHILD ABUSE PREVENTION FEE	0.00	2,500	100
TOTAL FEES	0.00	2,500	100
INTEREST			
4700 INTEREST INCOME	0.00	0	0
TOTAL INTEREST	0.00	0	0
TOTAL REVENUES	0.00	2,500	100

L U B B O C K C O U N T Y
ADOPTED BUDGET REPORT
AS OF: OCTOBER 1ST, 2009
097-CHILD ABUSE PREVENTION FISCAL YEAR 2009-2010

	2007-2008 YTD ACTUAL	ORIGINAL BUDGET FY09	ADOPTED BUDGET FY10
TOTAL EXPENDITURES	0.00	0	0
FUND BALANCE ADJUSTMENT			
REVENUE OVER/(UNDER) EXPENDITURES	0.00	2,500	100

STATE OF TEXAS

COUNTY OF LUBBOCK

L U B B O C K C O U N T Y
ADOPTED BUDGET REPORT
AS OF: OCTOBER 1ST, 2009
098-JUDICIAL TECHNOLOGY FUND FISCAL YEAR 2009-2010

	2007-2008 YTD ACTUAL	ORIGINAL BUDGET FY09	ADOPTED BUDGET FY10
REVENUE SUMMARY			
FEES	40,608.67	40,500	40,500
INTEREST	3,741.49	0	2,000
TOTAL REVENUES	44,350.16	40,500	42,500
EXPENDITURE SUMMARY			
098-JUDICIAL TECHNOLOGY	6,457.05	36,671	68,188
TOTAL EXPENDITURES	6,457.05	36,671	68,188
FUND BALANCE ADJUSTMENT			
7001-7360 DRAW FROM RESERVES			(25,688)
REVENUE OVER/(UNDER) EXPENDITURES	37,893.11	3,829	0

L U B B O C K C O U N T Y
ADOPTED BUDGET REPORT
AS OF: OCTOBER 1ST, 2009
098-JUDICIAL TECHNOLOGY FUND FISCAL YEAR 2009-2010

REVENUES	2007-2008 YTD ACTUAL	ORIGINAL BUDGET FY09	ADOPTED BUDGET FY10
FEES			
4301 JUDICIAL TECH FUND FEE-JP1	9,539.79	8,500	8,500
4302 JUDICIAL TECH FUND FEE-JP2	10,007.58	10,000	10,000
4303 JUDICIAL TECH FUND FEE-JP3	6,755.99	7,000	7,000
4304 JUDICIAL TECH FUND FEE-JP4	14,305.31	15,000	15,000
TOTAL FEES	40,608.67	40,500	40,500
INTEREST			
4700 INTEREST REVENUE	3,741.49	0	2,000
TOTAL INTEREST	3,741.49	0	2,000
TOTAL REVENUES	44,350.16	40,500	42,500

L U B B O C K C O U N T Y
ADOPTED BUDGET REPORT
AS OF: OCTOBER 1ST, 2009
098-JUDICIAL TECHNOLOGY FUND FISCAL YEAR 2009-2010
098-JUDICIAL TECHNOLOGY

EXPENDITURES	2007-2008 YTD ACTUAL	ORIGINAL BUDGET FY09	ADOPTED BUDGET FY10
SUPPLIES/MATERIALS			
5001-5201-20 SUPPLIES JP1	0.00	2,500	2,500
5001-5202-20 SUPPLIES JP2	0.00	0	2,500
5001-5203-20 SUPPLIES JP3	0.00	1,000	2,500
5001-5204-20 SUPPLIES JP4	6,252.35	0	2,500
5001-5231-20 NON-CAPITAL EQUIP JP1	0.00	4,500	2,500
5001-5232-20 NON-CAPITAL EQUIP JP2	0.00	0	2,500
5001-5233-20 NON-CAPITAL EQUIP JP3	0.00	4,500	4,000
5001-5234-20 NON-CAPITAL EQUIP JP4	0.00	4,171	400
5001-5241-20 NON-CAP SOFTWARE JP1	0.00	2,000	2,500
5001-5242-20 NON-CAP SOFTWARE JP2	0.00	0	2,500
5001-5243-20 NON-CAP SOFTWARE JP3	0.00	1,000	2,500
5001-5244-20 NON-CAP SOFTWARE JP4	0.00	0	2,000
TOTAL SUPPLIES/MATERIALS	6,252.35	19,671	28,900
UTILITIES			
5001-5404-20 COMMUNICATIONS MONTHLY JP4	0.00	0	1,288
TOTAL UTILITIES	0.00	0	1,288
TRAINING/DUES			
5001-5501-20 TRAVEL & TRAINING JP1	204.70	2,000	2,000
5001-5502-20 TRAVEL & TRAINING JP2	0.00	0	2,000
5001-5503-20 TRAVEL & TRAINING JP3	0.00	2,000	2,000
5001-5504-20 TRAVEL & TRAINING JP4	0.00	0	2,000
TOTAL TRAINING/DUES	204.70	4,000	8,000
PROF/CONTRACT SERV			
5001-5634-20 CONTRACT SERVICES-JP4	0.00	0	10,000
TOTAL PROF/CONTRACT SERV	0.00	0	10,000
CAPITAL OUTLAY			
6001-6631-20 CAPITAL OUTLAY - JP 1	0.00	7,000	5,000
6001-6632-20 CAPITAL OUTLAY - JP 2	0.00	0	5,000
6001-6633-20 CAPITAL OUTLAY - JP 3	0.00	6,000	5,000
6001-6634-20 CAPITAL OUTLAY - JP 4	0.00	0	5,000
TOTAL CAPITAL OUTLAY	0.00	13,000	20,000
TOTAL 098-JUDICIAL TECHNOLOGY	6,457.05	23,671	48,188

L U B B O C K C O U N T Y
ADOPTED BUDGET REPORT
AS OF: OCTOBER 1ST, 2009
098-JUDICIAL TECHNOLOGY FUND FISCAL YEAR 2009-2010

	2007-2008 YTD ACTUAL	ORIGINAL BUDGET FY09	ADOPTED BUDGET FY10
TOTAL EXPENDITURES	6,457.05	36,671	68,188
FUND BALANCE ADJUSTMENT			
7001-7360 DRAW FROM RESERVES			(25,688)
REVENUE OVER/(UNDER) EXPENDITURES	37,893.11	3,829	0

L U B B O C K C O U N T Y
ADOPTED BUDGET REPORT
AS OF: OCTOBER 1ST, 2009
099-CO & DIST CT TECHNOLOGY FISCAL YEAR 2009-2010

	2007-2008 YTD ACTUAL	ORIGINAL BUDGET FY09	ADOPTED BUDGET FY10
REVENUE SUMMARY			
FEES	0.00	0	4,000
INTEREST	0.00	0	0
TOTAL REVENUES	0.00	0	4,000
EXPENDITURE SUMMARY			
CO & DIST CT TECHNOLOGY	0.00	0	4,000
TOTAL EXPENDITURES	0.00	0	4,000
FUND BALANCE ADJUSTMENT			
REVENUE OVER/(UNDER) EXPENDITURES	0.00	0	0

L U B B O C K C O U N T Y
ADOPTED BUDGET REPORT
AS OF: OCTOBER 1ST, 2009
099-CO & DIST CT TECHNOLOGY FISCAL YEAR 2009-2010

REVENUES	2007-2008 YTD ACTUAL	ORIGINAL BUDGET FY09	ADOPTED BUDGET FY10
FEES			
4305 COUNTY CLERK TECHNOLOGY FEE	0.00	0	2,000
4326 DISTRICT CLERK TECHNOLOGY FEE	0.00	0	2,000
TOTAL FEES	0.00	0	4,000
INTEREST			
4700 INTEREST INCOME	0.00	0	0
TOTAL INTEREST	0.00	0	0
TOTAL REVENUES	0.00	0	4,000

L U B B O C K C O U N T Y
ADOPTED BUDGET REPORT
AS OF: OCTOBER 1ST, 2009
099-CO & DIST CT TECHNOLOGY FISCAL YEAR 2009-2010
CO & DIST CT TECHNOLOGY

EXPENDITURES	2007-2008 YTD ACTUAL	ORIGINAL BUDGET FY09	ADOPTED BUDGET FY10
SUPPLIES/MATERIALS			
5001-5232-10 NON-CAPITAL EQUIP DC	0.00	0	1,000
5001-5233-10 NON-CAPITAL EQUIP CC	0.00	0	1,000
TOTAL SUPPLIES/MATERIALS	0.00	0	2,000
TRAINING/DUES			
5001-5502-10 TRAVEL & TRAINING DC	0.00	0	1,000
5001-5503-10 TRAVEL & TRAINING CC	0.00	0	1,000
TOTAL TRAINING/DUES	0.00	0	2,000
TOTAL CO & DIST CT TECHNOLOGY	0.00	0	4,000

L U B B O C K C O U N T Y
ADOPTED BUDGET REPORT
AS OF: OCTOBER 1ST, 2009
099-CO & DIST CT TECHNOLOGY FISCAL YEAR 2009-2010

	2007-2008 YTD ACTUAL	ORIGINAL BUDGET FY09	ADOPTED BUDGET FY10
TOTAL EXPENDITURES	0.00	0	4,000
FUND BALANCE ADJUSTMENT			
REVENUE OVER/(UNDER) EXPENDITURES	0.00	0	0

L U B B O C K C O U N T Y
ADOPTED BUDGET REPORT
AS OF: OCTOBER 1ST, 2009
102-DIST COURT RECORD TECHNOL FISCAL YEAR 2009-2010

	2007-2008 YTD ACTUAL	ORIGINAL BUDGET FY09	ADOPTED BUDGET FY10
REVENUE SUMMARY			
FEES	0.00	0	13,750
INTEREST	0.00	0	0
TOTAL REVENUES	0.00	0	13,750
EXPENDITURE SUMMARY			
DIST CT RECORDS TECHNOLO	0.00	0	7,600
TOTAL EXPENDITURES	0.00	0	7,600
FUND BALANCE ADJUSTMENT			
7023-7360 DRAW FROM RESERVES			0
REVENUE OVER/(UNDER) EXPENDITURES	0.00	0	6,150

L U B B O C K C O U N T Y
ADOPTED BUDGET REPORT
AS OF: OCTOBER 1ST, 2009
102-DIST COURT RECORD TECHNOL FISCAL YEAR 2009-2010

REVENUES	2007-2008 YTD ACTUAL	ORIGINAL BUDGET FY09	ADOPTED BUDGET FY10
FEES			
4373 DIST CT RECORDS ARCHIVE FEE	0.00	0	13,750
TOTAL FEES	0.00	0	13,750
INTEREST			
4700 INTEREST INCOME	0.00	0	0
TOTAL INTEREST	0.00	0	0
TOTAL REVENUES	0.00	0	13,750

L U B B O C K C O U N T Y
ADOPTED BUDGET REPORT
AS OF: OCTOBER 1ST, 2009

102-DIST COURT RECORD TECHNOL FISCAL YEAR 2009-2010
DIST CT RECORDS TECHNOLO

EXPENDITURES	2007-2008 YTD ACTUAL	ORIGINAL BUDGET FY09	ADOPTED BUDGET FY10
SUPPLIES/MATERIALS			
5023-5201-20 SUPPLIES/OTH OPER EXP	0.00	0	150
5023-5231-20 NON-CAPITAL EQUIPMENT	0.00	0	6,800
TOTAL SUPPLIES/MATERIALS	0.00	0	6,950
MAINTENANCE			
5023-5301-20 EQUIPMENT OPER/MAINT	0.00	0	650
TOTAL MAINTENANCE	0.00	0	650
TOTAL DIST CT RECORDS TECHNOLO	0.00	0	7,600

L U B B O C K C O U N T Y
ADOPTED BUDGET REPORT
AS OF: OCTOBER 1ST, 2009
102-DIST COURT RECORD TECHNOL FISCAL YEAR 2009-2010

	2007-2008 YTD ACTUAL	ORIGINAL BUDGET FY09	ADOPTED BUDGET FY10
TOTAL EXPENDITURES	0.00	0	7,600
FUND BALANCE ADJUSTMENT			
7023-7360 DRAW FROM RESERVES			0
REVENUE OVER/(UNDER) EXPENDITURES	0.00	0	6,150

L U B B O C K C O U N T Y
ADOPTED BUDGET REPORT
AS OF: OCTOBER 1ST, 2009
103-CO CLERK ARCHIVE FISCAL YEAR 2009-2010

	2007-2008 YTD ACTUAL	ORIGINAL BUDGET FY09	ADOPTED BUDGET FY10
REVENUE SUMMARY			
FEES	248,026.64	200,000	200,000
INTEREST	2,545.91	0	5,000
TOTAL REVENUES	250,572.55	200,000	205,000
EXPENDITURE SUMMARY			
COUNTY CLERK	0.00	400,000	400,000
TOTAL EXPENDITURES	0.00	400,000	400,000
FUND BALANCE ADJUSTMENT			
7003-7360 DRAW FROM RESERVES			(195,000)
REVENUE OVER/(UNDER) EXPENDITURES	250,572.55	(200,000)	0

L U B B O C K C O U N T Y
ADOPTED BUDGET REPORT
AS OF: OCTOBER 1ST, 2009
103-CO CLERK ARCHIVE FISCAL YEAR 2009-2010

REVENUES	2007-2008 YTD ACTUAL	ORIGINAL BUDGET FY09	ADOPTED BUDGET FY10
FEES			
4373 COUNTY CLERK ARCHIVE FEE	248,026.64	200,000	200,000
TOTAL FEES	248,026.64	200,000	200,000
INTEREST			
4700 INTEREST INCOME	2,545.91	0	5,000
TOTAL INTEREST	2,545.91	0	5,000
TOTAL REVENUES	250,572.55	200,000	205,000

L U B B O C K C O U N T Y
ADOPTED BUDGET REPORT
AS OF: OCTOBER 1ST, 2009
FISCAL YEAR 2009-2010

103-CO CLERK ARCHIVE
COUNTY CLERK

EXPENDITURES	2007-2008 YTD ACTUAL	ORIGINAL BUDGET FY09	ADOPTED BUDGET FY10
PROF/CONTRACT SERV			
5003-5622-10 CONTRACT SERVICES	0.00	400,000	400,000
TOTAL PROF/CONTRACT SERV	0.00	400,000	400,000
TOTAL COUNTY CLERK	0.00	400,000	400,000

L U B B O C K C O U N T Y
ADOPTED BUDGET REPORT
AS OF: OCTOBER 1ST, 2009
103-CO CLERK ARCHIVE FISCAL YEAR 2009-2010

	2007-2008 YTD ACTUAL	ORIGINAL BUDGET FY09	ADOPTED BUDGET FY10
TOTAL EXPENDITURES	0.00	400,000	400,000
FUND BALANCE ADJUSTMENT			
7003-7360 DRAW FROM RESERVES			(195,000)
REVENUE OVER/(UNDER) EXPENDITURES	250,572.55	(200,000)	0

L U B B O C K C O U N T Y
ADOPTED BUDGET REPORT
AS OF: OCTOBER 1ST, 2009
113-REGIONAL PUBLIC DEFENDER FISCAL YEAR 2009-2010

	2007-2008 YTD ACTUAL	ORIGINAL BUDGET FY09	ADOPTED BUDGET FY10
REVENUE SUMMARY			
INTERGOVERNMENTAL	567,329.40	1,361,902	1,166,293
INTEREST	0.00	0	1,000
TOTAL REVENUES	567,329.40	1,361,902	1,167,293
TRANSFERS IN	0.00	72,330	60,701
TOTAL REVENUES & TRANSFERS IN	567,329.40	1,434,232	1,227,994
EXPENDITURE SUMMARY			
PUBLIC DEFENDER GRANT	567,329.40	1,434,232	1,227,994
TOTAL EXPENDITURES	567,329.40	1,434,232	1,227,994
FUND BALANCE ADJUSTMENT			
REVENUE OVER/(UNDER) EXPENDITURES	0.00	0	0

L U B B O C K C O U N T Y
ADOPTED BUDGET REPORT
AS OF: OCTOBER 1ST, 2009
113-REGIONAL PUBLIC DEFENDER FISCAL YEAR 2009-2010

REVENUES	2007-2008 YTD ACTUAL	ORIGINAL BUDGET FY09	ADOPTED BUDGET FY10
INTERGOVERNMENTAL			
4201 GRANT REVENUE	567,329.40	978,046	782,437
4260 INTER LOCAL	0.00	383,856	383,856
TOTAL INTERGOVERNMENTAL	567,329.40	1,361,902	1,166,293
INTEREST			
4700 INTEREST INCOME	0.00	0	1,000
TOTAL INTEREST	0.00	0	1,000
TOTAL REVENUES	567,329.40	1,361,902	1,167,293
TRANSFERS IN			
8113-8011 XFER FROM GENERAL FUND	0.00	72,330	60,701
TOTAL TRANSFERS IN	0.00	72,330	60,701
TOTAL REVENUES & TRANSFERS IN	567,329.40	1,434,232	1,227,994

L U B B O C K C O U N T Y
ADOPTED BUDGET REPORT
AS OF: OCTOBER 1ST, 2009
113-REGIONAL PUBLIC DEFENDER FISCAL YEAR 2009-2010
PUBLIC DEFENDER GRANT

EXPENDITURES	2007-2008 YTD ACTUAL	ORIGINAL BUDGET FY09	ADOPTED BUDGET FY10
SALARIES			
5113-5002-20 APPOINTED OFFICIALS	235,653.97	475,000	475,000
5113-5006-20 STAFF EMPLOYEES	140,473.26	238,500	238,500
TOTAL SALARIES	376,127.23	713,500	713,500
BENEFITS			
5113-5101-20 FICA	22,767.28	44,237	44,237
5113-5102-20 MEDICARE	5,324.44	10,347	10,346
5113-5103-20 RETIREMENT	32,864.78	63,216	67,141
5113-5104-20 GROUP HEALTH INSURANCE	23,133.00	66,941	47,190
5113-5105-20 GROUP DENTAL INSURANCE	1,170.67	2,388	2,387
5113-5106-20 LIFE INSURANCE	193.47	395	396
5113-5107-20 UNEMPLOYMENT INSURANCE	683.26	1,427	714
5113-5109-20 WORKER'S COMPENSATION	3,532.11	6,777	6,778
TOTAL BENEFITS	89,669.01	195,728	179,189
SUPPLIES/MATERIALS			
5113-5201-20 SUPPLIES/OTH OPER EXP	34,730.96	10,000	6,500
5113-5231-20 NON-CAPITAL EQUIPMENT	20,014.00	0	0
TOTAL SUPPLIES/MATERIALS	54,744.96	10,000	6,500
TRAINING/DUES			
5113-5503-20 TRAVEL AND TRAINING	32,209.45	52,318	72,557
TOTAL TRAINING/DUES	32,209.45	52,318	72,557
PROF/CONTRACT SERV			
5113-5622-20 CONTRACT SERVICES	2,778.75	6,500	6,300
TOTAL PROF/CONTRACT SERV	2,778.75	6,500	6,300
OTHER CHARGES			
5113-5999-20 OTHER CHARGES	0.00	456,186	249,948
TOTAL OTHER CHARGES	0.00	456,186	249,948
CAPITAL OUTLAY			
6113-6407-20 OTHER EQUIPMENT	11,800.00	0	0
TOTAL CAPITAL OUTLAY	11,800.00	0	0
TOTAL PUBLIC DEFENDER GRANT	555,529.40	1,434,232	1,227,994

L U B B O C K C O U N T Y
ADOPTED BUDGET REPORT
AS OF: OCTOBER 1ST, 2009
113-REGIONAL PUBLIC DEFENDER FISCAL YEAR 2009-2010

	2007-2008 YTD ACTUAL	ORIGINAL BUDGET FY09	ADOPTED BUDGET FY10
TOTAL EXPENDITURES	567,329.40	1,434,232	1,227,994
FUND BALANCE ADJUSTMENT			
REVENUE OVER/(UNDER) EXPENDITURES	0.00	0	0

L U B B O C K C O U N T Y
ADOPTED BUDGET REPORT
AS OF: OCTOBER 1ST, 2009
122-SHERIFF CONTRABAND FUND FISCAL YEAR 2009-2010

	2007-2008 YTD ACTUAL	ORIGINAL BUDGET FY09	ADOPTED BUDGET FY10
REVENUE SUMMARY			
FINES/FORF	84,710.70	125,000	125,000
INTEREST	2,060.91	1,000	1,000
OTHER REVENUE	11,224.00	1,000	1,000
TOTAL REVENUES	97,995.61	127,000	127,000
EXPENDITURE SUMMARY			
046-SHERIFF FORFEITED FUN	105,753.82	127,000	127,000
TOTAL EXPENDITURES	105,753.82	127,000	127,000
FUND BALANCE ADJUSTMENT			
REVENUE OVER/(UNDER) EXPENDITURES	(7,758.21)	0	0

L U B B O C K C O U N T Y
ADOPTED BUDGET REPORT
AS OF: OCTOBER 1ST, 2009
122-SHERIFF CONTRABAND FUND FISCAL YEAR 2009-2010

REVENUES	2007-2008 YTD ACTUAL	ORIGINAL BUDGET FY09	ADOPTED BUDGET FY10
FINES/FORF			
4612 FORFEIT ASSETS-DEA	59,007.78	100,000	100,000
4614 FORFEITED FUNDS-CRIMINAL	25,702.92	25,000	25,000
TOTAL FINES/FORF	84,710.70	125,000	125,000
INTEREST			
4700 INTEREST INCOME	2,060.91	1,000	1,000
TOTAL INTEREST	2,060.91	1,000	1,000
OTHER REVENUE			
4899 OTHER REVENUE	11,224.00	1,000	1,000
TOTAL OTHER REVENUE	11,224.00	1,000	1,000
TOTAL REVENUES	97,995.61	127,000	127,000

L U B B O C K C O U N T Y
ADOPTED BUDGET REPORT
AS OF: OCTOBER 1ST, 2009
FISCAL YEAR 2009-2010

122-SHERIFF CONTRABAND FUND
046-SHERIFF FORFEITED FUNDS

EXPENDITURES	2007-2008 YTD ACTUAL	ORIGINAL BUDGET FY09	ADOPTED BUDGET FY10
SUPPLIES/MATERIALS			
5046-5201-30 SUPPLIES/OTH OPER EXP	11,969.45	20,000	20,000
5046-5231-30 NON-CAPITAL EQUIPMENT	20,885.20	20,000	20,000
TOTAL SUPPLIES/MATERIALS	32,854.65	40,000	40,000
TRAINING/DUES			
5046-5503-30 TRAVEL AND TRAINING	5,491.52	7,000	7,000
TOTAL TRAINING/DUES	5,491.52	7,000	7,000
OTHER CHARGES			
5046-5906-30 INVESTIGATIVE EXPENDITURE	38,246.66	40,000	40,000
5046-5944-30 DRUG PREVENTION PROGRAM	0.00	5,000	5,000
5046-5999-30 OTHER CHARGES	10,347.99	5,000	5,000
TOTAL OTHER CHARGES	48,594.65	50,000	50,000
CAPITAL OUTLAY			
6046-6407-30 OTHER EQUIPMENT	18,813.00	30,000	30,000
TOTAL CAPITAL OUTLAY	18,813.00	30,000	30,000
TOTAL 046-SHERIFF FORFEITED FUNDS	86,940.82	97,000	97,000

L U B B O C K C O U N T Y
ADOPTED BUDGET REPORT
AS OF: OCTOBER 1ST, 2009
122-SHERIFF CONTRABAND FUND FISCAL YEAR 2009-2010

	2007-2008 YTD ACTUAL	ORIGINAL BUDGET FY09	ADOPTED BUDGET FY10
TOTAL EXPENDITURES	105,753.82	127,000	127,000
FUND BALANCE ADJUSTMENT			
REVENUE OVER/(UNDER) EXPENDITURES	(7,758.21)	0	0

L U B B O C K C O U N T Y
ADOPTED BUDGET REPORT
AS OF: OCTOBER 1ST, 2009
124-INMATE SUPPLY FUND FISCAL YEAR 2009-2010

	2007-2008 YTD ACTUAL	ORIGINAL BUDGET FY09	ADOPTED BUDGET FY10
REVENUE SUMMARY			
INTEREST	17,770.19	3,000	10,000
OTHER REVENUE	273,051.08	125,000	190,000
TOTAL REVENUES	290,821.27	128,000	200,000
EXPENDITURE SUMMARY			
047-INMATE SUPPLY FUND	93,824.22	266,900	245,000
TOTAL EXPENDITURES	93,824.22	266,900	245,000
FUND BALANCE ADJUSTMENT			
7047-7360 DRAW FROM RESERVES			(45,000)
REVENUE OVER/(UNDER) EXPENDITURES	196,997.05	(138,900)	0

L U B B O C K C O U N T Y
ADOPTED BUDGET REPORT
AS OF: OCTOBER 1ST, 2009
124-INMATE SUPPLY FUND FISCAL YEAR 2009-2010

REVENUES	2007-2008 YTD ACTUAL	ORIGINAL BUDGET FY09	ADOPTED BUDGET FY10
INTEREST			
4700 INTEREST INCOME	17,770.19	3,000	10,000
TOTAL INTEREST	17,770.19	3,000	10,000
OTHER REVENUE			
4843 CONCESSION COMMISSIONS	272,672.62	125,000	190,000
4899 OTHER REVENUE	378.46	0	0
TOTAL OTHER REVENUE	273,051.08	125,000	190,000
TOTAL REVENUES	290,821.27	128,000	200,000

L U B B O C K C O U N T Y
ADOPTED BUDGET REPORT
AS OF: OCTOBER 1ST, 2009
FISCAL YEAR 2009-2010

124-INMATE SUPPLY FUND
047-INMATE SUPPLY FUND

EXPENDITURES	2007-2008 YTD ACTUAL	ORIGINAL BUDGET FY09	ADOPTED BUDGET FY10
SUPPLIES/MATERIALS			
5047-5201-30 SUPPLIES/OTH OPER EXP	45,847.83	68,000	100,000
5047-5226-30 INMATE SUPPLIES	0.00	2,000	10,000
5047-5230-30 NON-CAPITAL SOFTWARE	0.00	7,900	10,000
5047-5231-30 NON-CAPITAL EQUIPMENT	(2,184.14)	149,000	100,000
TOTAL SUPPLIES/MATERIALS	43,663.69	226,900	220,000
PROF/CONTRACT SERV			
5047-5622-30 CONTRACT SERVICES	50,160.53	40,000	25,000
TOTAL PROF/CONTRACT SERV	50,160.53	40,000	25,000
CAPITAL OUTLAY			
6047-6647-30 CAPITAL EQUIPMENT	0.00	0	0
TOTAL CAPITAL OUTLAY	0.00	0	0
TOTAL 047-INMATE SUPPLY FUND	93,824.22	266,900	245,000

L U B B O C K C O U N T Y
ADOPTED BUDGET REPORT
AS OF: OCTOBER 1ST, 2009
124-INMATE SUPPLY FUND FISCAL YEAR 2009-2010

	2007-2008 YTD ACTUAL	ORIGINAL BUDGET FY09	ADOPTED BUDGET FY10
TOTAL EXPENDITURES	93,824.22	266,900	245,000
FUND BALANCE ADJUSTMENT			
7047-7360 DRAW FROM RESERVES			(45,000)
REVENUE OVER/(UNDER) EXPENDITURES	196,997.05	(138,900)	0

L U B B O C K C O U N T Y
ADOPTED BUDGET REPORT
AS OF: OCTOBER 1ST, 2009
126-VINE FISCAL YEAR 2009-2010

	2007-2008 YTD ACTUAL	ORIGINAL BUDGET FY09	ADOPTED BUDGET FY10
REVENUE SUMMARY			
INTERGOVERNMENTAL	30,108.00	30,108	30,108
TOTAL REVENUES	30,108.00	30,108	30,108
EXPENDITURE SUMMARY			
VINE	30,108.00	30,108	30,108
TOTAL EXPENDITURES	30,108.00	30,108	30,108
FUND BALANCE ADJUSTMENT			
REVENUE OVER/(UNDER) EXPENDITURES	0.00	0	0

L U B B O C K C O U N T Y
ADOPTED BUDGET REPORT
AS OF: OCTOBER 1ST, 2009
126-VINE FISCAL YEAR 2009-2010

REVENUES	2007-2008 YTD ACTUAL	ORIGINAL BUDGET FY09	ADOPTED BUDGET FY10
INTERGOVERNMENTAL			
4203 STATE REVENUE	30,108.00	30,108	30,108
TOTAL INTERGOVERNMENTAL	30,108.00	30,108	30,108
TOTAL REVENUES	30,108.00	30,108	30,108

L U B B O C K C O U N T Y
ADOPTED BUDGET REPORT
AS OF: OCTOBER 1ST, 2009
FISCAL YEAR 2009-2010

126-VINE
VINE

EXPENDITURES	2007-2008 YTD ACTUAL	ORIGINAL BUDGET FY09	ADOPTED BUDGET FY10
SUPPLIES/MATERIALS			
5046-5201-35 SUPPLIES/OTH OPER EXP	30,108.00	30,108	30,108
TOTAL SUPPLIES/MATERIALS	30,108.00	30,108	30,108
TOTAL VINE	30,108.00	30,108	30,108

L U B B O C K C O U N T Y
ADOPTED BUDGET REPORT
AS OF: OCTOBER 1ST, 2009
126-VINE FISCAL YEAR 2009-2010

	2007-2008 YTD ACTUAL	ORIGINAL BUDGET FY09	ADOPTED BUDGET FY10
TOTAL EXPENDITURES	30,108.00	30,108	30,108
FUND BALANCE ADJUSTMENT			
REVENUE OVER/(UNDER) EXPENDITURES	0.00	0	0

L U B B O C K C O U N T Y
ADOPTED BUDGET REPORT
AS OF: OCTOBER 1ST, 2009
128-HOMELAND SECURITY FUND FISCAL YEAR 2009-2010

	2007-2008 YTD ACTUAL	ORIGINAL BUDGET FY09	ADOPTED BUDGET FY10
REVENUE SUMMARY			
INTERGOVERNMENTAL	132,753.68	0	0
TOTAL REVENUES	132,753.68	0	0
EXPENDITURE SUMMARY			
HOMELAND SECURITY FUND	132,753.68	0	0
TOTAL EXPENDITURES	132,753.68	0	0
FUND BALANCE ADJUSTMENT			
REVENUE OVER/(UNDER) EXPENDITURES	0.00	0	0

L U B B O C K C O U N T Y
ADOPTED BUDGET REPORT
AS OF: OCTOBER 1ST, 2009
128-HOMELAND SECURITY FUND FISCAL YEAR 2009-2010

REVENUES	2007-2008 YTD ACTUAL	ORIGINAL BUDGET FY09	ADOPTED BUDGET FY10
INTERGOVERNMENTAL			
4206 06HLSG GRANT REVENUE	32,544.53	0	0
4228 08 HLSG SHSP-LEAP GRANT REV	0.00	0	0
4233 07LETPP GRANT REVENUE	100,209.15	0	0
TOTAL INTERGOVERNMENTAL	132,753.68	0	0
TOTAL REVENUES	132,753.68	0	0

L U B B O C K C O U N T Y
ADOPTED BUDGET REPORT
AS OF: OCTOBER 1ST, 2009
128-HOMELAND SECURITY FUND FISCAL YEAR 2009-2010
HOMELAND SECURITY FUND

EXPENDITURES	2007-2008 YTD ACTUAL	ORIGINAL BUDGET FY09	ADOPTED BUDGET FY10
SUPPLIES/MATERIALS			
5046-5231-30 06HLSG NON CAPITAL EQUIPMEN	4,552.31	0	0
TOTAL SUPPLIES/MATERIALS	4,552.31	0	0
CAPITAL OUTLAY			
6046-6406-30 06HLSG CAPITAL EQUIPMENT	27,992.22	0	0
6046-6407-30 08 HLSG SHSP-LEAP CAP EQUIP	0.00	0	0
6046-6409-30 07LETPP CAPITAL EQUIPMENT	100,209.15	0	0
TOTAL CAPITAL OUTLAY	128,201.37	0	0
TOTAL HOMELAND SECURITY FUND	4,552.31	0	0

L U B B O C K C O U N T Y
ADOPTED BUDGET REPORT
AS OF: OCTOBER 1ST, 2009
128-HOMELAND SECURITY FUND FISCAL YEAR 2009-2010

	2007-2008 YTD ACTUAL	ORIGINAL BUDGET FY09	ADOPTED BUDGET FY10
TOTAL EXPENDITURES	132,753.68	0	0
FUND BALANCE ADJUSTMENT			
REVENUE OVER/(UNDER) EXPENDITURES	0.00	0	0

L U B B O C K C O U N T Y
ADOPTED BUDGET REPORT
AS OF: OCTOBER 1ST, 2009
146-LECD GRANT-EMERGENCY COMM FISCAL YEAR 2009-2010

	2007-2008 YTD ACTUAL	ORIGINAL BUDGET FY09	ADOPTED BUDGET FY10
REVENUE SUMMARY			
INTERGOVERNMENTAL	18,374.60	50,000	19,800
TOTAL REVENUES	18,374.60	50,000	19,800
TRANSFERS IN	1,893.11	5,000	2,200
TOTAL REVENUES & TRANSFERS IN	20,267.71	55,000	22,000
EXPENDITURE SUMMARY			
LECD GRANT-EMERGENCY COMM	20,267.71	55,000	22,000
TOTAL EXPENDITURES	20,267.71	55,000	22,000
FUND BALANCE ADJUSTMENT			
REVENUE OVER/(UNDER) EXPENDITURES	0.00	0	0

L U B B O C K C O U N T Y
ADOPTED BUDGET REPORT
AS OF: OCTOBER 1ST, 2009
146-LECD GRANT-EMERGENCY COMM FISCAL YEAR 2009-2010

REVENUES	2007-2008 YTD ACTUAL	ORIGINAL BUDGET FY09	ADOPTED BUDGET FY10
INTERGOVERNMENTAL			
4201 GRANT REVENUE LECD10	0.00	0	19,800
4202 GRANT REVENUE LECD07	1,336.71	0	0
4203 GRANT REVENUE LECD08	17,037.89	0	0
4204 GRANT REVENUE LECD09	0.00	50,000	0
TOTAL INTERGOVERNMENTAL	18,374.60	50,000	19,800
TOTAL REVENUES	18,374.60	50,000	19,800
TRANSFERS IN			
8146-8011 XFER FROM GENERAL	1,893.11	5,000	2,200
TOTAL TRANSFERS IN	1,893.11	5,000	2,200
TOTAL REVENUES & TRANSFERS IN	20,267.71	55,000	22,000

L U B B O C K C O U N T Y
ADOPTED BUDGET REPORT
AS OF: OCTOBER 1ST, 2009

146-LECD GRANT-EMERGENCY COMM FISCAL YEAR 2009-2010
LECD GRANT-EMERGENCY COMM

EXPENDITURES	2007-2008 YTD ACTUAL	ORIGINAL BUDGET FY09	ADOPTED BUDGET FY10
SUPPLIES/MATERIALS			
5046-5231-30 NON-CAPITAL EQUIPMENT 10LEC	0.00	0	22,000
5046-5232-30 NON-CAPITAL EQUIPMENT 07LEC	1,336.71	0	0
5046-5233-30 NON-CAPITAL EQUIPMENT 08LEC	18,931.00	0	0
5046-5234-30 NON-CAPITAL EQUIPMENT 09LEC	0.00	55,000	0
TOTAL SUPPLIES/MATERIALS	20,267.71	55,000	22,000
TOTAL LECD GRANT-EMERGENCY COMM	20,267.71	55,000	22,000

L U B B O C K C O U N T Y
ADOPTED BUDGET REPORT
AS OF: OCTOBER 1ST, 2009
146-LECD GRANT-EMERGENCY COMM FISCAL YEAR 2009-2010

	2007-2008 YTD ACTUAL	ORIGINAL BUDGET FY09	ADOPTED BUDGET FY10
TOTAL EXPENDITURES	20,267.71	55,000	22,000
FUND BALANCE ADJUSTMENT			
REVENUE OVER/(UNDER) EXPENDITURES	0.00	0	0

L U B B O C K C O U N T Y
ADOPTED BUDGET REPORT
AS OF: OCTOBER 1ST, 2009
161-CDA BUSINESS CRIMES FUND FISCAL YEAR 2009-2010

	2007-2008 YTD ACTUAL	ORIGINAL BUDGET FY09	ADOPTED BUDGET FY10
REVENUE SUMMARY			
FEES	330,334.76	380,000	380,000
INTEREST	3,697.56	2,000	2,000
OTHER REVENUE	50,103.35	41,000	40,000
TOTAL REVENUES	384,135.67	423,000	422,000
EXPENDITURE SUMMARY			
040-CDA BUSINESS CRIMES	354,728.32	416,509	512,971
TOTAL EXPENDITURES	354,728.32	416,509	512,971
FUND BALANCE ADJUSTMENT			
7040-7360 DRAW FROM RESERVES			(90,971)
REVENUE OVER/(UNDER) EXPENDITURES	29,407.35	6,491	0

L U B B O C K C O U N T Y
ADOPTED BUDGET REPORT
AS OF: OCTOBER 1ST, 2009
161-CDA BUSINESS CRIMES FUND FISCAL YEAR 2009-2010

REVENUES	2007-2008 YTD ACTUAL	ORIGINAL BUDGET FY09	ADOPTED BUDGET FY10
FEES			
4342 BAD CHECK COLLECTION FEES	330,334.76	380,000	380,000
TOTAL FEES	330,334.76	380,000	380,000
INTEREST			
4700 INTEREST INCOME	3,697.56	2,000	2,000
TOTAL INTEREST	3,697.56	2,000	2,000
OTHER REVENUE			
4815 OTHER REFUNDS/REIMBURSE	41,767.59	30,000	30,000
4899 OTHER REVENUE	8,335.76	11,000	10,000
TOTAL OTHER REVENUE	50,103.35	41,000	40,000
TOTAL REVENUES	384,135.67	423,000	422,000

L U B B O C K C O U N T Y
ADOPTED BUDGET REPORT
AS OF: OCTOBER 1ST, 2009
161-CDA BUSINESS CRIMES FUND FISCAL YEAR 2009-2010
040-CDA BUSINESS CRIMES

EXPENDITURES	2007-2008 YTD ACTUAL	ORIGINAL BUDGET FY09	ADOPTED BUDGET FY10
SALARIES			
5040-5006-25 STAFF EMPLOYEES	37,339.60	80,000	80,000
5040-5007-25 OVERTIME COMPENSATION	0.00	10,000	10,000
5040-5015-25 CDA PAYROLL	180,123.86	154,000	250,000
TOTAL SALARIES	217,463.46	244,000	340,000
BENEFITS			
5040-5101-25 FICA	2,315.57	12,000	5,580
5040-5102-25 MEDICARE	541.55	3,538	1,305
5040-5103-25 RETIREMENT	3,340.50	10,000	8,469
5040-5104-25 GROUP HEALTH INSURANCE	4,415.07	12,171	17,160
5040-5105-25 GROUP DENTAL INSURANCE	214.57	254	868
5040-5106-25 LIFE INSURANCE	35.49	42	144
5040-5107-25 UNEMPLOYMENT INSURANCE	70.46	64	90
5040-5109-25 WORKER'S COMPENSATION	345.38	3,440	855
TOTAL BENEFITS	11,278.59	41,509	34,471
SUPPLIES/MATERIALS			
5040-5201-25 SUPPLIES/OTH OPER EXP	23,836.09	18,000	30,000
TOTAL SUPPLIES/MATERIALS	23,836.09	18,000	30,000
MAINTENANCE			
5040-5301-25 EQUIPMENT OPER/MAINT	5,401.79	5,000	5,000
5040-5302-25 VEHICLE OPERATION/MAINT	3,134.65	5,000	5,000
TOTAL MAINTENANCE	8,536.44	10,000	10,000
TRAINING/DUES			
5040-5503-25 TRAVEL AND TRAINING	55,335.21	55,000	50,500
5040-5504-25 PERIODICALS	1,592.87	1,000	1,000
5040-5505-25 ASSOCIATION DUES	12,466.75	26,000	26,000
TOTAL TRAINING/DUES	69,394.83	82,000	77,500
PROF/CONTRACT SERV			
5040-5608-25 WITNESS/INTERPRETER EXP	24,218.91	15,000	15,000
TOTAL PROF/CONTRACT SERV	24,218.91	15,000	15,000

L U B B O C K C O U N T Y
ADOPTED BUDGET REPORT
AS OF: OCTOBER 1ST, 2009
161-CDA BUSINESS CRIMES FUND FISCAL YEAR 2009-2010
040-CDA BUSINESS CRIMES

EXPENDITURES	2007-2008 YTD ACTUAL	ORIGINAL BUDGET FY09	ADOPTED BUDGET FY10
CAPITAL OUTLAY			
6040-6301-25 FURNITURE	0.00	6,000	6,000
TOTAL CAPITAL OUTLAY	0.00	6,000	6,000
TOTAL 040-CDA BUSINESS CRIMES	354,728.32	410,509	506,971

L U B B O C K C O U N T Y
ADOPTED BUDGET REPORT
AS OF: OCTOBER 1ST, 2009
161-CDA BUSINESS CRIMES FUND FISCAL YEAR 2009-2010

	2007-2008 YTD ACTUAL	ORIGINAL BUDGET FY09	ADOPTED BUDGET FY10
TOTAL EXPENDITURES	354,728.32	416,509	512,971
FUND BALANCE ADJUSTMENT			
7040-7360 DRAW FROM RESERVES			(90,971)
REVENUE OVER/(UNDER) EXPENDITURES	29,407.35	6,491	0

STATE OF TEXAS

COUNTY OF LUBBOCK

L U B B O C K C O U N T Y
ADOPTED BUDGET REPORT
AS OF: OCTOBER 1ST, 2009
163-CDA CONTRABAND FUND FISCAL YEAR 2009-2010

	2007-2008 YTD ACTUAL	ORIGINAL BUDGET FY09	ADOPTED BUDGET FY10
REVENUE SUMMARY			
FINES/FORF	0.00	115,000	115,000
INTEREST	5,583.75	5,000	5,000
OTHER REVENUE	274,698.18	5,000	5,000
TOTAL REVENUES	280,281.93	125,000	125,000
EXPENDITURE SUMMARY			
040-CDA CONTRABAND	226,849.70	118,628	118,000
TOTAL EXPENDITURES	226,849.70	118,628	118,000
FUND BALANCE ADJUSTMENT			
REVENUE OVER/(UNDER) EXPENDITURES	53,432.23	6,372	7,000

L U B B O C K C O U N T Y
ADOPTED BUDGET REPORT
AS OF: OCTOBER 1ST, 2009
163-CDA CONTRABAND FUND FISCAL YEAR 2009-2010

REVENUES	2007-2008 YTD ACTUAL	ORIGINAL BUDGET FY09	ADOPTED BUDGET FY10
FINES/FORF			
4614 FORFEITED FUNDS-CRIMINAL	0.00	115,000	115,000
TOTAL FINES/FORF	0.00	115,000	115,000
INTEREST			
4700 INTEREST INCOME	5,583.75	5,000	5,000
TOTAL INTEREST	5,583.75	5,000	5,000
OTHER REVENUE			
4899 OTHER REVENUE	274,698.18	5,000	5,000
TOTAL OTHER REVENUE	274,698.18	5,000	5,000
TOTAL REVENUES	280,281.93	125,000	125,000

L U B B O C K C O U N T Y
ADOPTED BUDGET REPORT
AS OF: OCTOBER 1ST, 2009
FISCAL YEAR 2009-2010

163-CDA CONTRABAND FUND
040-CDA CONTRABAND

EXPENDITURES	2007-2008 YTD ACTUAL	ORIGINAL BUDGET FY09	ADOPTED BUDGET FY10
SALARIES			
5040-5006-25 STAFF EMPLOYEES	0.00	15,000	0
TOTAL SALARIES	0.00	15,000	0
BENEFITS			
5040-5101-25 FICA	0.00	930	0
5040-5103-25 RETIREMENT	0.00	218	0
5040-5104-25 GROUP HEALTH INSURANCE	0.00	1,298	0
5040-5107-25 UNEMPLOYMENT INSURANCE	0.00	39	0
5040-5109-25 WORKER'S COMPENSATION	0.00	143	0
TOTAL BENEFITS	0.00	2,628	0
SUPPLIES/MATERIALS			
5040-5201-25 SUPPLIES/OTH OPER EXP	0.00	20,000	27,000
TOTAL SUPPLIES/MATERIALS	0.00	20,000	27,000
TRAINING/DUES			
5040-5503-25 TRAVEL AND TRAINING	0.00	2,000	12,000
TOTAL TRAINING/DUES	0.00	2,000	12,000
OTHER CHARGES			
5040-5906-25 INVESTIGATIVE EXPENDITURE	0.00	7,000	7,000
5040-5999-25 OTHER CHARGES	226,849.70	70,000	70,000
TOTAL OTHER CHARGES	226,849.70	77,000	77,000
CAPITAL OUTLAY			
6040-6501-25 VEHICLE - CARS	0.00	2,000	2,000
TOTAL CAPITAL OUTLAY	0.00	2,000	2,000
TOTAL 040-CDA CONTRABAND	226,849.70	116,628	116,000

L U B B O C K C O U N T Y
ADOPTED BUDGET REPORT
AS OF: OCTOBER 1ST, 2009
163-CDA CONTRABAND FUND FISCAL YEAR 2009-2010

	2007-2008 YTD ACTUAL	ORIGINAL BUDGET FY09	ADOPTED BUDGET FY10
TOTAL EXPENDITURES	226,849.70	118,628	118,000
FUND BALANCE ADJUSTMENT			
REVENUE OVER/(UNDER) EXPENDITURES	53,432.23	6,372	7,000

L U B B O C K C O U N T Y
ADOPTED BUDGET REPORT
AS OF: OCTOBER 1ST, 2009
164-SPATF GRANT - CDA FISCAL YEAR 2009-2010

	2007-2008 YTD ACTUAL	ORIGINAL BUDGET FY09	ADOPTED BUDGET FY10
REVENUE SUMMARY			
INTERGOVERNMENTAL	348,815.54	354,947	374,364
INTEREST	0.00	0	0
OTHER REVENUE	76,595.94	77,500	82,544
TOTAL REVENUES	425,411.48	432,447	456,908
TRANSFERS IN	90,077.04	89,262	89,262
TOTAL REVENUES & TRANSFERS IN	515,488.52	521,709	546,170
EXPENDITURE SUMMARY			
SPATF GRANT - CDA	515,488.52	521,709	546,170
TOTAL EXPENDITURES	515,488.52	521,709	546,170
FUND BALANCE ADJUSTMENT			
REVENUE OVER/(UNDER) EXPENDITURES	0.00	0	0

L U B B O C K C O U N T Y
ADOPTED BUDGET REPORT
AS OF: OCTOBER 1ST, 2009
164-SPATF GRANT - CDA FISCAL YEAR 2009-2010

REVENUES	2007-2008 YTD ACTUAL	ORIGINAL BUDGET FY09	ADOPTED BUDGET FY10
INTERGOVERNMENTAL			
4203 STATE GRANT REVENUE	348,815.54	354,947	374,364
TOTAL INTERGOVERNMENTAL	348,815.54	354,947	374,364
INTEREST			
4700 INTEREST INCOME-PROGRAM	0.00	0	0
4701 INTEREST INCOME-FEDERAL	0.00	0	0
TOTAL INTEREST	0.00	0	0
OTHER REVENUE			
4800 IN-KIND REVENUE	76,595.94	77,500	77,500
4805 SPATTF PROGRAM INCOME	0.00	0	5,044
TOTAL OTHER REVENUE	76,595.94	77,500	82,544
TOTAL REVENUES	425,411.48	432,447	456,908
TRANSFERS IN			
8164-8011 XFER FROM GENERAL FUND	90,077.04	89,262	89,262
TOTAL TRANSFERS IN	90,077.04	89,262	89,262
TOTAL REVENUES & TRANSFERS IN	515,488.52	521,709	546,170

LUBBOCK COUNTY
ADOPTED BUDGET REPORT
AS OF: OCTOBER 1ST, 2009
FISCAL YEAR 2009-2010

164-SPATF GRANT - CDA
SPATF GRANT - CDA

EXPENDITURES	2007-2008 YTD ACTUAL	ORIGINAL BUDGET FY09	ADOPTED BUDGET FY10
SALARIES			
5040-5006-25 STAFF EMPLOYEES	268,028.70	264,810	281,736
5040-5007-25 OVERTIME COMPENSATION	586.81	527	5,000
TOTAL SALARIES	268,615.51	265,337	286,736
BENEFITS			
5040-5101-25 FICA	15,730.06	16,451	17,778
5040-5102-25 MEDICARE	3,678.52	3,847	4,158
5040-5103-25 RETIREMENT	23,984.85	23,323	26,982
5040-5104-25 GROUP HEALTH INSURANCE	23,010.57	26,036	22,899
5040-5105-25 GROUP DENTAL INSURANCE	1,304.87	1,303	1,302
5040-5106-25 LIFE INSURANCE	215.83	215	216
5040-5107-25 UNEMPLOYMENT INSURANCE	542.42	531	287
5040-5109-25 WORKER'S COMPENSATION	17,599.91	25,366	27,412
TOTAL BENEFITS	86,067.03	97,072	101,034
SUPPLIES/MATERIALS			
5040-5201-25 SUPPLIES/OTH OPER EXP	74,990.71	74,800	73,900
5040-5202-25 SUPPLIES/BURGLARY AND THEFT	0.00	0	0
5040-5231-25 NON-CAPITAL EQUIPMENT	3,947.85	0	0
TOTAL SUPPLIES/MATERIALS	78,938.56	74,800	73,900
TRAINING/DUES			
5040-5503-25 TRAVEL AND TRAINING	8,551.48	7,000	7,000
TOTAL TRAINING/DUES	8,551.48	7,000	7,000
PROF/CONTRACT SERV			
5040-5622-25 CONTRACT SERVICES	73,315.94	77,500	77,500
TOTAL PROF/CONTRACT SERV	73,315.94	77,500	77,500
CAPITAL OUTLAY			
6040-6407-25 OTHER EQUIPMENT	0.00	0	0
TOTAL CAPITAL OUTLAY	0.00	0	0
TOTAL SPATF GRANT - CDA	515,488.52	521,709	546,170

L U B B O C K C O U N T Y
ADOPTED BUDGET REPORT
AS OF: OCTOBER 1ST, 2009
164-SPATF GRANT - CDA FISCAL YEAR 2009-2010

	2007-2008 YTD ACTUAL	ORIGINAL BUDGET FY09	ADOPTED BUDGET FY10
TOTAL EXPENDITURES	515,488.52	521,709	546,170
FUND BALANCE ADJUSTMENT			
REVENUE OVER/(UNDER) EXPENDITURES	0.00	0	0

L U B B O C K C O U N T Y
ADOPTED BUDGET REPORT
AS OF: OCTOBER 1ST, 2009
166-JAG-JUSTICE ASSISTANCE FISCAL YEAR 2009-2010

	2007-2008 YTD ACTUAL	ORIGINAL BUDGET FY09	ADOPTED BUDGET FY10
REVENUE SUMMARY			
INTERGOVERNMENTAL	77,230.52	39,805	296,295
INTEREST	253.36	2,481	0
TOTAL REVENUES	77,483.88	42,286	296,295
EXPENDITURE SUMMARY			
JAG-JUSTICE ASSISTANCE	77,483.88	96,296	296,295
TOTAL EXPENDITURES	77,483.88	96,296	296,295
FUND BALANCE ADJUSTMENT			
7040-7360 DRAW FROM RESERVES			0
REVENUE OVER/(UNDER) EXPENDITURES	0.00	(54,010)	0

L U B B O C K C O U N T Y
ADOPTED BUDGET REPORT
AS OF: OCTOBER 1ST, 2009
166-JAG-JUSTICE ASSISTANCE FISCAL YEAR 2009-2010

REVENUES	2007-2008 YTD ACTUAL	ORIGINAL BUDGET FY09	ADOPTED BUDGET FY10
INTERGOVERNMENTAL			
4225 FEDERAL GRANT REVENUE-05JAG	0.00	0	0
4226 FEDERAL GRANT -RECOVERY 09JAG	0.00	0	296,295
4227 FEDERAL GRANT REVENUE-07JAG	77,230.52	0	0
4228 FEDERAL GRANT REVENUE-08JAG	0.00	39,805	0
TOTAL INTERGOVERNMENTAL	77,230.52	39,805	296,295
INTEREST			
4700 INTEREST REVENUE JAG05	0.00	0	0
4701 INTEREST REVENUE JAG09 RECOVER	253.36	0	0
4702 INTEREST REVENUE JAG07	0.00	2,481	0
4703 INTEREST REVENUE-JAG08	0.00	0	0
TOTAL INTEREST	253.36	2,481	0
TOTAL REVENUES	77,483.88	42,286	296,295

L U B B O C K C O U N T Y
ADOPTED BUDGET REPORT
AS OF: OCTOBER 1ST, 2009
166-JAG-JUSTICE ASSISTANCE FISCAL YEAR 2009-2010
JAG-JUSTICE ASSISTANCE

EXPENDITURES	2007-2008 YTD ACTUAL	ORIGINAL BUDGET FY09	ADOPTED BUDGET FY10
OTHER CHARGES			
5040-5995-25 OTHER CHARGES-JAG08	0.00	21,805	0
5040-5996-25 OTHER CHARGES-JAG07	59,058.52	42,853	0
5040-5999-25 OTHER CHARGES-JAG06	253.36	0	0
TOTAL OTHER CHARGES	59,311.88	64,658	0
CAPITAL OUTLAY			
6040-6405-25 CAPITAL EQUIPMENT-08JAG	0.00	18,000	0
6040-6406-25 CAPITAL EQUIPMENT-07JAG	18,172.00	13,638	0
6040-6407-25 CAPITAL EQUIPMENT-09JAGRECO	0.00	0	296,295
TOTAL CAPITAL OUTLAY	18,172.00	31,638	296,295
TOTAL JAG-JUSTICE ASSISTANCE	59,311.88	64,658	0

L U B B O C K C O U N T Y
ADOPTED BUDGET REPORT
AS OF: OCTOBER 1ST, 2009
166-JAG-JUSTICE ASSISTANCE FISCAL YEAR 2009-2010

	2007-2008 YTD ACTUAL	ORIGINAL BUDGET FY09	ADOPTED BUDGET FY10
TOTAL EXPENDITURES	77,483.88	96,296	296,295
FUND BALANCE ADJUSTMENT			
7040-7360 DRAW FROM RESERVES			0
REVENUE OVER/(UNDER) EXPENDITURES	0.00	(54,010)	0

L U B B O C K C O U N T Y
ADOPTED BUDGET REPORT
AS OF: OCTOBER 1ST, 2009
168-ICAC-INTERNET CRIMES FISCAL YEAR 2009-2010

	2007-2008 YTD ACTUAL	ORIGINAL BUDGET FY09	ADOPTED BUDGET FY10
REVENUE SUMMARY			
INTERGOVERNMENTAL	1,470.58	4,500	0
TOTAL REVENUES	1,470.58	4,500	0
EXPENDITURE SUMMARY			
ICAC-INTERNET CRIMES	1,470.58	4,500	0
TOTAL EXPENDITURES	1,470.58	4,500	0
FUND BALANCE ADJUSTMENT			
REVENUE OVER/(UNDER) EXPENDITURES	0.00	0	0

L U B B O C K C O U N T Y
ADOPTED BUDGET REPORT
AS OF: OCTOBER 1ST, 2009
168-ICAC-INTERNET CRIMES FISCAL YEAR 2009-2010

REVENUES	2007-2008 YTD ACTUAL	ORIGINAL BUDGET FY09	ADOPTED BUDGET FY10
INTERGOVERNMENTAL			
4201 GRANT REVENUE	1,470.58	4,500	0
TOTAL INTERGOVERNMENTAL	1,470.58	4,500	0
TOTAL REVENUES	1,470.58	4,500	0

L U B B O C K C O U N T Y
ADOPTED BUDGET REPORT
AS OF: OCTOBER 1ST, 2009
FISCAL YEAR 2009-2010

168-ICAC-INTERNET CRIMES
ICAC-INTERNET CRIMES

EXPENDITURES	2007-2008 YTD ACTUAL	ORIGINAL BUDGET FY09	ADOPTED BUDGET FY10
SALARIES			
5040-5012-25 SUPPLEMENTARY SALARY	0.00	2,612	0
TOTAL SALARIES	0.00	2,612	0
BENEFITS			
5040-5101-25 FICA	0.00	279	0
5040-5102-25 MEDICARE	0.00	66	0
5040-5109-25 WORKERS COMPENSATION	0.00	43	0
TOTAL BENEFITS	0.00	388	0
TRAINING/DUES			
5040-5503-25 TRAVEL AND TRAINING	1,470.58	1,500	0
TOTAL TRAINING/DUES	1,470.58	1,500	0
TOTAL ICAC-INTERNET CRIMES	1,470.58	4,500	0

L U B B O C K C O U N T Y
ADOPTED BUDGET REPORT
AS OF: OCTOBER 1ST, 2009
168-ICAC-INTERNET CRIMES FISCAL YEAR 2009-2010

	2007-2008 YTD ACTUAL	ORIGINAL BUDGET FY09	ADOPTED BUDGET FY10
TOTAL EXPENDITURES	1,470.58	4,500	0
FUND BALANCE ADJUSTMENT			
REVENUE OVER/(UNDER) EXPENDITURES	0.00	0	0

L U B B O C K C O U N T Y
ADOPTED BUDGET REPORT
AS OF: OCTOBER 1ST, 2009
171-VCLG VICTIM COORDINATOR FISCAL YEAR 2009-2010

	2007-2008 YTD ACTUAL	ORIGINAL BUDGET FY09	ADOPTED BUDGET FY10
REVENUE SUMMARY			
INTERGOVERNMENTAL	27,525.15	31,376	20,000
TOTAL REVENUES	27,525.15	31,376	20,000
EXPENDITURE SUMMARY			
040-LCLG VICTIM COORDINA	27,525.15	31,376	20,000
TOTAL EXPENDITURES	27,525.15	31,376	20,000
FUND BALANCE ADJUSTMENT			
REVENUE OVER/(UNDER) EXPENDITURES	0.00	0	0

L U B B O C K C O U N T Y
ADOPTED BUDGET REPORT
AS OF: OCTOBER 1ST, 2009
171-VCLG VICTIM COORDINATOR FISCAL YEAR 2009-2010

REVENUES	2007-2008 YTD ACTUAL	ORIGINAL BUDGET FY09	ADOPTED BUDGET FY10
INTERGOVERNMENTAL			
4203 STATE GRANT REVENUE	27,525.15	31,376	20,000
TOTAL INTERGOVERNMENTAL	27,525.15	31,376	20,000
TOTAL REVENUES	27,525.15	31,376	20,000

L U B B O C K C O U N T Y
ADOPTED BUDGET REPORT
AS OF: OCTOBER 1ST, 2009
171-VCLG VICTIM COORDINATOR FISCAL YEAR 2009-2010
040-LCLG VICTIM COORDINA

EXPENDITURES	2007-2008 YTD ACTUAL	ORIGINAL BUDGET FY09	ADOPTED BUDGET FY10
SALARIES			
5040-5006-25 STAFF EMPLOYEES	19,668.86	22,351	13,087
5040-5007-25 OVERTIME COMPENSATION	0.00	0	0
TOTAL SALARIES	19,668.86	22,351	13,087
BENEFITS			
5040-5101-25 FICA	1,052.83	1,386	811
5040-5102-25 MEDICARE	246.23	324	190
5040-5103-25 RETIREMENT	1,720.45	1,965	1,232
5040-5104-25 GROUP HEALTH INSURANCE	3,437.22	4,290	4,290
5040-5105-25 GROUP DENTAL INSURANCE	167.09	217	217
5040-5106-25 LIFE INSURANCE	27.44	36	36
5040-5107-25 UNEMPLOYMENT INSURANCE	31.88	45	13
5040-5109-25 WORKER'S COMPENSATION	198.15	212	124
TOTAL BENEFITS	6,881.29	8,475	6,913
SUPPLIES/MATERIALS			
5040-5201-25 SUPPLIES/OTH OPER EXP	975.00	550	0
TOTAL SUPPLIES/MATERIALS	975.00	550	0
TOTAL 040-LCLG VICTIM COORDINA	27,525.15	31,376	20,000

L U B B O C K C O U N T Y
ADOPTED BUDGET REPORT
AS OF: OCTOBER 1ST, 2009
171-VCLG VICTIM COORDINATOR FISCAL YEAR 2009-2010

	2007-2008 YTD ACTUAL	ORIGINAL BUDGET FY09	ADOPTED BUDGET FY10
TOTAL EXPENDITURES	27,525.15	31,376	20,000
FUND BALANCE ADJUSTMENT			
REVENUE OVER/(UNDER) EXPENDITURES	0.00	0	0

L U B B O C K C O U N T Y
ADOPTED BUDGET REPORT
AS OF: OCTOBER 1ST, 2009
173-SAFE NEIGHBORHOOD-CDA FISCAL YEAR 2009-2010

	2007-2008 YTD ACTUAL	ORIGINAL BUDGET FY09	ADOPTED BUDGET FY10
REVENUE SUMMARY			
INTERGOVERNMENTAL	24,361.00	12,000	0
TOTAL REVENUES	24,361.00	12,000	0
EXPENDITURE SUMMARY			
SAFE NEIGHBORHOOD-CDA	24,361.00	12,000	0
TOTAL EXPENDITURES	24,361.00	12,000	0
FUND BALANCE ADJUSTMENT			
REVENUE OVER/(UNDER) EXPENDITURES	0.00	0	0

L U B B O C K C O U N T Y
ADOPTED BUDGET REPORT
AS OF: OCTOBER 1ST, 2009
173-SAFE NEIGHBORHOOD-CDA FISCAL YEAR 2009-2010

REVENUES	2007-2008 YTD ACTUAL	ORIGINAL BUDGET FY09	ADOPTED BUDGET FY10
INTERGOVERNMENTAL			
4201 GRANT REVENUE	24,361.00	12,000	0
TOTAL INTERGOVERNMENTAL	24,361.00	12,000	0
TOTAL REVENUES	24,361.00	12,000	0

L U B B O C K C O U N T Y
ADOPTED BUDGET REPORT
AS OF: OCTOBER 1ST, 2009
FISCAL YEAR 2009-2010

173-SAFE NEIGHBORHOOD-CDA
SAFE NEIGHBORHOOD-CDA

EXPENDITURES	2007-2008 YTD ACTUAL	ORIGINAL BUDGET FY09	ADOPTED BUDGET FY10
SALARIES			
5040-5012-25 SUPPLEMENTARY SALARY	20,689.09	10,199	0
TOTAL SALARIES	20,689.09	10,199	0
BENEFITS			
5040-5101-25 FICA	1,282.64	632	0
5040-5102-25 MEDICARE	300.10	148	0
5040-5103-25 RETIREMENT	1,850.70	904	0
5040-5107-25 UNEMPLOYMENT	41.96	20	0
5040-5109-25 WORKERS COMPENSATION	196.51	97	0
TOTAL BENEFITS	3,671.91	1,801	0
TOTAL SAFE NEIGHBORHOOD-CDA	24,361.00	12,000	0

L U B B O C K C O U N T Y
ADOPTED BUDGET REPORT
AS OF: OCTOBER 1ST, 2009
173-SAFE NEIGHBORHOOD-CDA FISCAL YEAR 2009-2010

	2007-2008 YTD ACTUAL	ORIGINAL BUDGET FY09	ADOPTED BUDGET FY10
TOTAL EXPENDITURES	24,361.00	12,000	0
FUND BALANCE ADJUSTMENT			
REVENUE OVER/(UNDER) EXPENDITURES	0.00	0	0

L U B B O C K C O U N T Y
ADOPTED BUDGET REPORT
AS OF: OCTOBER 1ST, 2009
175-DOMESTIC VIOLENCE PROSECU FISCAL YEAR 2009-2010

	2007-2008 YTD ACTUAL	ORIGINAL BUDGET FY09	ADOPTED BUDGET FY10
REVENUE SUMMARY			
INTERGOVERNMENTAL	55,050.37	75,155	75,155
TOTAL REVENUES	55,050.37	75,155	75,155
TRANSFERS IN	29,642.51	40,469	40,469
TOTAL REVENUES & TRANSFERS IN	84,692.88	115,624	115,624
EXPENDITURE SUMMARY			
040-DOMESTIC VIOLENCE PR	84,692.88	115,624	115,624
TOTAL EXPENDITURES	84,692.88	115,624	115,624
FUND BALANCE ADJUSTMENT			
REVENUE OVER/(UNDER) EXPENDITURES	0.00	0	0

L U B B O C K C O U N T Y
ADOPTED BUDGET REPORT
AS OF: OCTOBER 1ST, 2009
175-DOMESTIC VIOLENCE PROSECU FISCAL YEAR 2009-2010

REVENUES	2007-2008 YTD ACTUAL	ORIGINAL BUDGET FY09	ADOPTED BUDGET FY10
INTERGOVERNMENTAL			
4203 STATE - GRANT REVENUE	55,050.37	75,155	75,155
TOTAL INTERGOVERNMENTAL	55,050.37	75,155	75,155
TOTAL REVENUES	55,050.37	75,155	75,155
TRANSFERS IN			
8175-8011 XFER FROM GENERAL FUND	29,642.51	40,469	40,469
TOTAL TRANSFERS IN	29,642.51	40,469	40,469
TOTAL REVENUES & TRANSFERS IN	84,692.88	115,624	115,624

L U B B O C K C O U N T Y
ADOPTED BUDGET REPORT
AS OF: OCTOBER 1ST, 2009

175-DOMESTIC VIOLENCE PROSECU FISCAL YEAR 2009-2010
040-DOMESTIC VIOLENCE PR

EXPENDITURES	2007-2008 YTD ACTUAL	ORIGINAL BUDGET FY09	ADOPTED BUDGET FY10
SALARIES			
5040-5006-25 STAFF EMPLOYEES	68,080.44	84,649	84,276
TOTAL SALARIES	68,080.44	84,649	84,276
BENEFITS			
5040-5101-25 FICA	3,949.36	5,248	5,225
5040-5102-25 MEDICARE	923.65	1,227	1,222
5040-5103-25 RETIREMENT	6,131.54	7,441	7,930
5040-5104-25 GROUP HEALTH INSURANCE	4,340.07	8,580	8,580
5040-5105-25 GROUP DENTAL INSURANCE	406.55	434	434
5040-5106-25 LIFE INSURANCE	66.94	72	72
5040-5107-25 UNEMPLOYMENT INSURANCE	140.96	169	84
5040-5109-25 WORKERS' COMPENSATION	653.37	804	801
TOTAL BENEFITS	16,612.44	23,975	24,348
SUPPLIES/MATERIALS			
5040-5231-25 NON-CAPITAL EQUIPMENT	0.00	2,000	2,000
TOTAL SUPPLIES/MATERIALS	0.00	2,000	2,000
TRAINING/DUES			
5040-5503-25 TRAVEL AND TRAINING	0.00	5,000	5,000
TOTAL TRAINING/DUES	0.00	5,000	5,000
TOTAL 040-DOMESTIC VIOLENCE PR	84,692.88	115,624	115,624

L U B B O C K C O U N T Y
ADOPTED BUDGET REPORT
AS OF: OCTOBER 1ST, 2009
175-DOMESTIC VIOLENCE PROSECU FISCAL YEAR 2009-2010

	2007-2008 YTD ACTUAL	ORIGINAL BUDGET FY09	ADOPTED BUDGET FY10
TOTAL EXPENDITURES	84,692.88	115,624	115,624
FUND BALANCE ADJUSTMENT			
REVENUE OVER/(UNDER) EXPENDITURES	0.00	0	0

Lubbock County, Texas

Adopted Budget

FY 2009 - 2010

Debt Service Funds
Revenue & Expenditure
Summaries

LUBBOCK COUNTY, TEXAS

TOTAL BUDGET ALL FUNDS vs. ALL DEBT SERVICE FUNDS

These funds are used to accumulate monies for payment of debt service on general obligation bonds and certificates of obligation which are due in annual installments. Property tax is levied to finance the debt service.

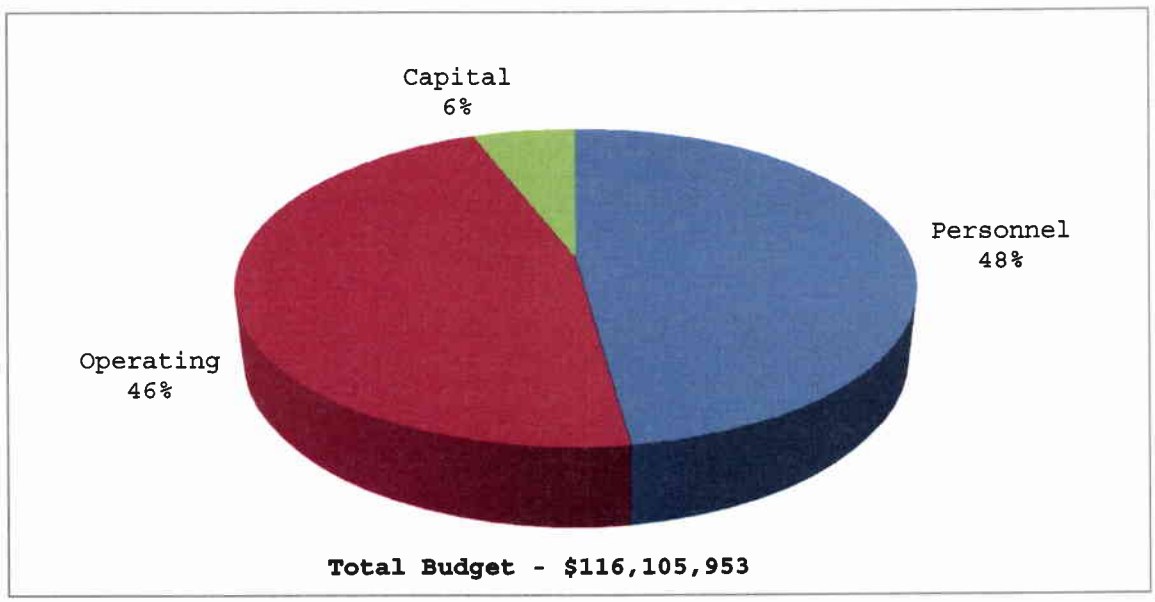



LUBBOCK COUNTY, TEXAS

DEBT SERIVCE FUNDS EXPENDITURE SUMMARY

BY CATEGORY DETAIL

The chart below displays all debt service funds expenditures by category detail.

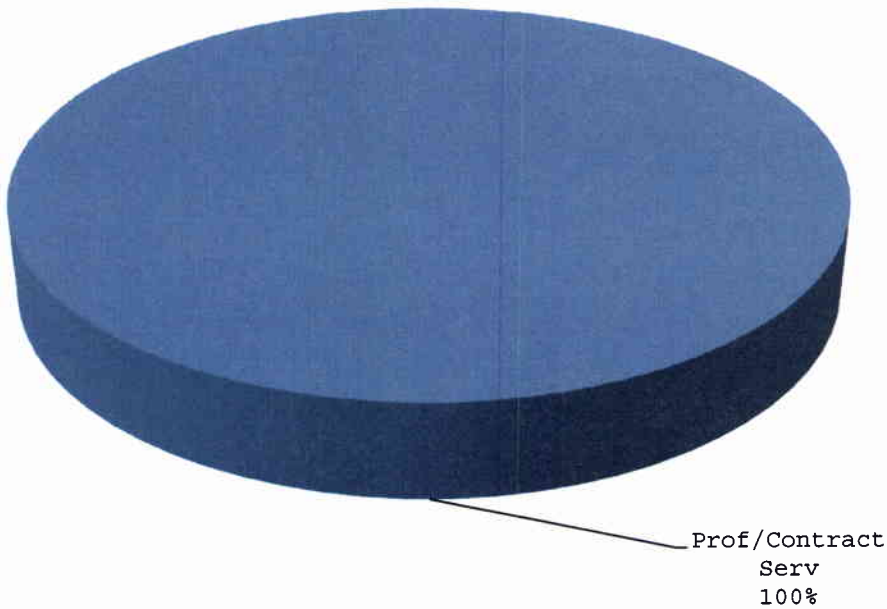

Debt Service Funds - $7,286,183

L U B B O C K C O U N T Y
ADOPTED BUDGET REPORT
AS OF: OCTOBER 1ST, 2009
201-INTEREST/SINKING FUND '06 FISCAL YEAR 2009-2010

	2007-2008 YTD ACTUAL	ORIGINAL BUDGET FY09	ADOPTED BUDGET FY10
REVENUE SUMMARY			
TAX COLLECTIONS	1,013,691.34	1,014,332	1,033,332
INTEREST	13,787.78	5,000	10,000
TOTAL REVENUES	1,027,479.12	1,019,332	1,043,332
EXPENDITURE SUMMARY			
201-INTEREST & SINKING '9	963,070.00	1,019,332	967,170
TOTAL EXPENDITURES	963,070.00	1,019,332	967,170
FUND BALANCE ADJUSTMENT			
REVENUE OVER/(UNDER) EXPENDITURES	64,409.12	0	76,162

L U B B O C K C O U N T Y
ADOPTED BUDGET REPORT
AS OF: OCTOBER 1ST, 2009

201-INTEREST/SINKING FUND '06 FISCAL YEAR 2009-2010

REVENUES	2007-2008 YTD ACTUAL	ORIGINAL BUDGET FY09	ADOPTED BUDGET FY10
TAX COLLECTIONS			
4001 CURRENT AD VALOREM TAXES	989,630.55	1,013,332	1,013,332
4003 DELQ TAXES - CURRENT LEVY	0.00	1,000	1,000
4004 PEN & INT - CURRENT LEVY	5,445.88	0	5,000
4005 DELQ TAXES - PRIOR YEARS	13,202.85	0	10,000
4006 PEN & INT - PRIOR YEARS	5,412.06	0	4,000
TOTAL TAX COLLECTIONS	1,013,691.34	1,014,332	1,033,332
INTEREST			
4700 INTEREST INCOME	13,787.78	5,000	10,000
TOTAL INTEREST	13,787.78	5,000	10,000
TOTAL REVENUES	1,027,479.12	1,019,332	1,043,332

L U B B O C K C O U N T Y
ADOPTED BUDGET REPORT
AS OF: OCTOBER 1ST, 2009

201-INTEREST/SINKING FUND '06 FISCAL YEAR 2009-2010
201-INTEREST & SINKING '9

EXPENDITURES	2007-2008 YTD ACTUAL	ORIGINAL BUDGET FY09	ADOPTED BUDGET FY10
PROF/CONTRACT SERV			
5201-5661-30 DEBT SERVICE - PRINCIPAL	435,000.00	455,000	475,000
5201-5662-30 DEBT SERVICE- INTEREST & FE	528,070.00	564,332	492,170
TOTAL PROF/CONTRACT SERV	963,070.00	1,019,332	967,170
TOTAL 201-INTEREST & SINKING '9	963,070.00	1,019,332	967,170

L U B B O C K C O U N T Y
ADOPTED BUDGET REPORT
AS OF: OCTOBER 1ST, 2009
201-INTEREST/SINKING FUND '06 FISCAL YEAR 2009-2010

	2007-2008 YTD ACTUAL	ORIGINAL BUDGET FY09	ADOPTED BUDGET FY10
TOTAL EXPENDITURES	963,070.00	1,019,332	967,170
FUND BALANCE ADJUSTMENT			
REVENUE OVER/(UNDER) EXPENDITURES	64,409.12	0	76,162

L U B B O C K C O U N T Y
ADOPTED BUDGET REPORT
AS OF: OCTOBER 1ST, 2009
202-INT/SINK '03 BOND ISSUE FISCAL YEAR 2009-2010

	2007-2008 YTD ACTUAL	ORIGINAL BUDGET FY09	ADOPTED BUDGET FY10
REVENUE SUMMARY			
TAX COLLECTIONS	4,035,106.84	4,030,657	4,010,134
INTEREST	65,358.70	20,000	30,000
TOTAL REVENUES	4,100,465.54	4,050,657	4,040,134
EXPENDITURE SUMMARY			
202 - INT/SINK '03 BI TX	3,799,575.00	4,050,657	3,798,225
TOTAL EXPENDITURES	3,799,575.00	4,050,657	3,798,225
FUND BALANCE ADJUSTMENT			
REVENUE OVER/(UNDER) EXPENDITURES	300,890.54	0	241,909

L U B B O C K C O U N T Y
ADOPTED BUDGET REPORT
AS OF: OCTOBER 1ST, 2009
202-INT/SINK '03 BOND ISSUE FISCAL YEAR 2009-2010

REVENUES	2007-2008 YTD ACTUAL	ORIGINAL BUDGET FY09	ADOPTED BUDGET FY10
TAX COLLECTIONS			
4001 CURRENT AD VALOREM TAXES	3,903,733.73	3,945,657	3,925,134
4003 DELQ TAXES - CURRENT LEVY	0.00	20,000	20,000
4004 PEN & INT - CURRENT LEVY	21,481.86	25,000	25,000
4005 DELQ TAXES - PRIOR YEARS	76,646.08	20,000	20,000
4006 PEN & INT PRIOR YEARS	33,245.17	20,000	20,000
TOTAL TAX COLLECTIONS	4,035,106.84	4,030,657	4,010,134
INTEREST			
4700 INTEREST INCOME	65,358.70	20,000	30,000
TOTAL INTEREST	65,358.70	20,000	30,000
TOTAL REVENUES	4,100,465.54	4,050,657	4,040,134

L U B B O C K C O U N T Y
ADOPTED BUDGET REPORT
AS OF: OCTOBER 1ST, 2009
FISCAL YEAR 2009-2010

202-INT/SINK '03 BOND ISSUE
202 - INT/SINK '03 BI TX

EXPENDITURES	2007-2008 YTD ACTUAL	ORIGINAL BUDGET FY09	ADOPTED BUDGET FY10
PROF/CONTRACT SERV			
5202-5661-30 DEBT SERVICE - PRINCIPAL	3,095,000.00	3,200,000	3,310,000
5202-5662-30 DEBT SERVICE - INTEREST & F	704,575.00	850,657	488,225
TOTAL PROF/CONTRACT SERV	3,799,575.00	4,050,657	3,798,225
TOTAL 202 - INT/SINK '03 BI TX	3,799,575.00	4,050,657	3,798,225

L U B B O C K C O U N T Y
ADOPTED BUDGET REPORT
AS OF: OCTOBER 1ST, 2009
202-INT/SINK '03 BOND ISSUE FISCAL YEAR 2009-2010

	2007-2008 YTD ACTUAL	ORIGINAL BUDGET FY09	ADOPTED BUDGET FY10
TOTAL EXPENDITURES	3,799,575.00	4,050,657	3,798,225
FUND BALANCE ADJUSTMENT			
REVENUE OVER/(UNDER) EXPENDITURES	300,890.54	0	241,909

L U B B O C K C O U N T Y
ADOPTED BUDGET REPORT
AS OF: OCTOBER 1ST, 2009
203-INT/SINK '07 FISCAL YEAR 2009-2010

	2007-2008 YTD ACTUAL	ORIGINAL BUDGET FY09	ADOPTED BUDGET FY10
REVENUE SUMMARY			
TAX COLLECTIONS	2,607,411.88	2,666,779	2,710,779
INTEREST	30,283.19	5,000	30,000
TOTAL REVENUES	2,637,695.07	2,671,779	2,740,779
EXPENDITURE SUMMARY			
INTEREST/SINKING '07	2,522,187.50	2,671,779	2,520,788
TOTAL EXPENDITURES	2,522,187.50	2,671,779	2,520,788
FUND BALANCE ADJUSTMENT			
REVENUE OVER/(UNDER) EXPENDITURES	115,507.57	0	219,991

L U B B O C K C O U N T Y
ADOPTED BUDGET REPORT
AS OF: OCTOBER 1ST, 2009
203-INT/SINK '07 FISCAL YEAR 2009-2010

REVENUES	2007-2008 YTD ACTUAL	ORIGINAL BUDGET FY09	ADOPTED BUDGET FY10
TAX COLLECTIONS			
4001 CURRENT AD VALOREM TAXES	2,593,168.54	2,665,779	2,665,779
4004 PEN & INT - CURRENT LEVY	14,243.34	1,000	10,000
4005 DELQ TAXES PRIOR YEARS	0.00	0	25,000
4006 PEN & INT PRIOR YEARS	0.00	0	10,000
TOTAL TAX COLLECTIONS	2,607,411.88	2,666,779	2,710,779
INTEREST			
4700 INTEREST REVENUE	30,283.19	5,000	30,000
TOTAL INTEREST	30,283.19	5,000	30,000
TOTAL REVENUES	2,637,695.07	2,671,779	2,740,779

L U B B O C K C O U N T Y
ADOPTED BUDGET REPORT
AS OF: OCTOBER 1ST, 2009
FISCAL YEAR 2009-2010

203-INT/SINK '07
INTEREST/SINKING '07

EXPENDITURES	2007-2008 YTD ACTUAL	ORIGINAL BUDGET FY09	ADOPTED BUDGET FY10
PROF/CONTRACT SERV			
5203-5661-30 DEBT SERVICE - PRINCIPAL	260,000.00	270,000	280,000
5203-5662-30 DEBT SERVICE - INTEREST & F	2,262,187.50	2,401,779	2,240,788
TOTAL PROF/CONTRACT SERV	2,522,187.50	2,671,779	2,520,788
TOTAL INTEREST/SINKING '07	2,522,187.50	2,671,779	2,520,788

L U B B O C K C O U N T Y
ADOPTED BUDGET REPORT
AS OF: OCTOBER 1ST, 2009
203-INT/SINK '07 FISCAL YEAR 2009-2010

	2007-2008 YTD ACTUAL	ORIGINAL BUDGET FY09	ADOPTED BUDGET FY10
TOTAL EXPENDITURES	2,522,187.50	2,671,779	2,520,788
FUND BALANCE ADJUSTMENT			
REVENUE OVER/(UNDER) EXPENDITURES	115,507.57	0	219,991

Lubbock County, Texas

Adopted Budget

FY 2009 - 2010

Capital Project Funds
Revenue & Expenditure
Summaries

LUBBOCK COUNTY, TEXAS

TOTAL BUDGET ALL FUNDS vs. TOTAL CAPITAL PROJECT FUNDS

Capital Project Funds are a type of Governmental Fund that are used for the acquisition or construction of general fixed assets.

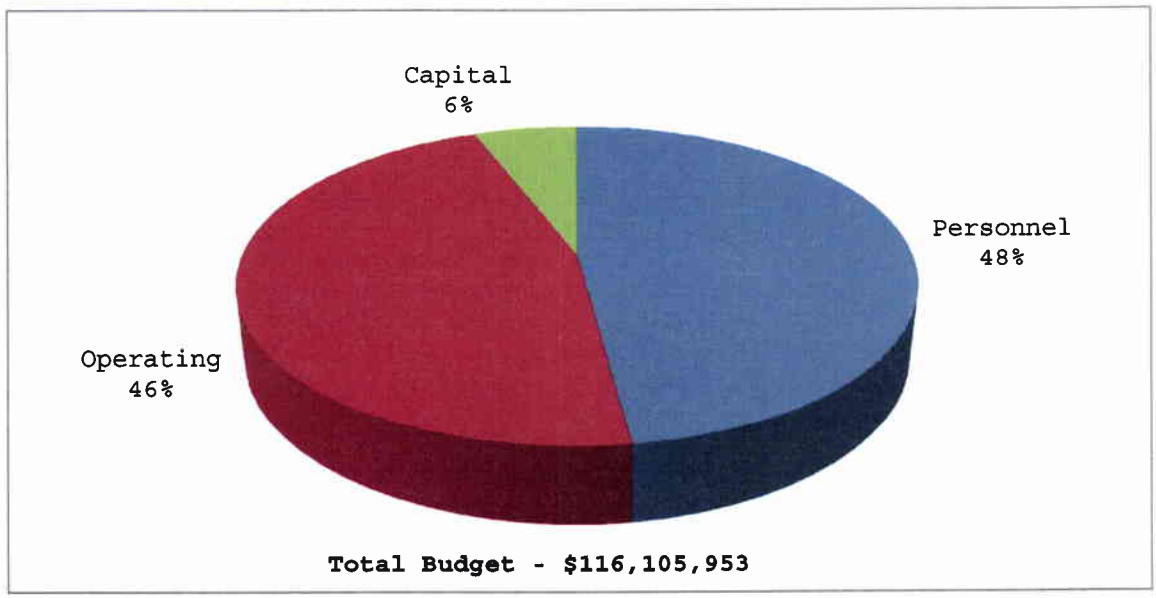

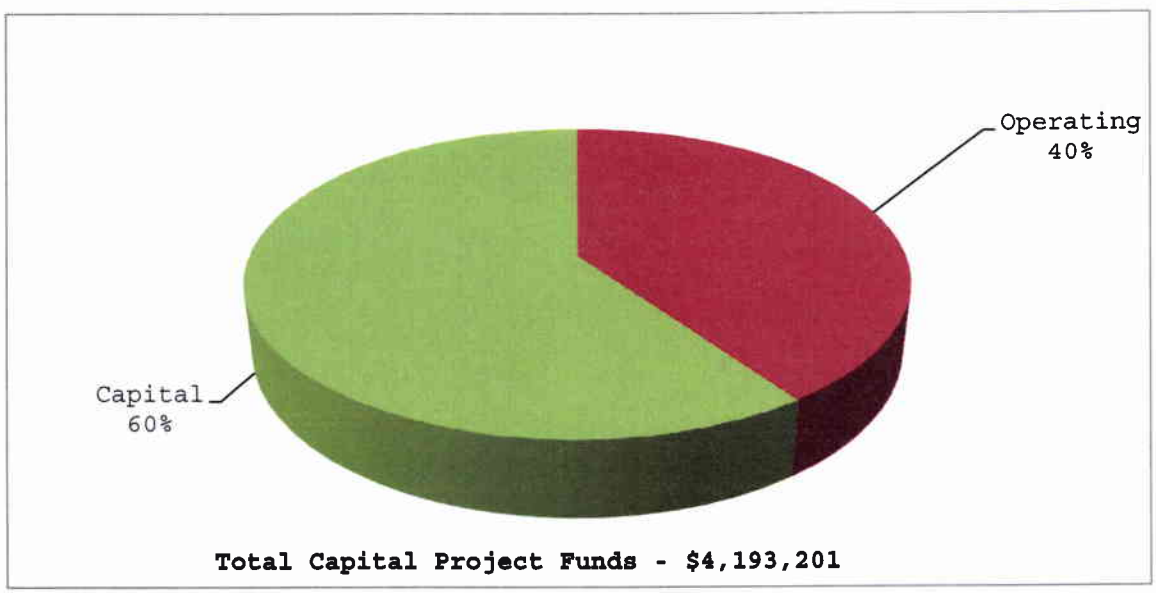

LUBBOCK COUNTY, TEXAS

CAPITAL PROJECT FUNDS EXPENDITURE SUMMARY

BY CATEGORY DETAIL

The chart below displays all capital project funds expenditures by category detail.

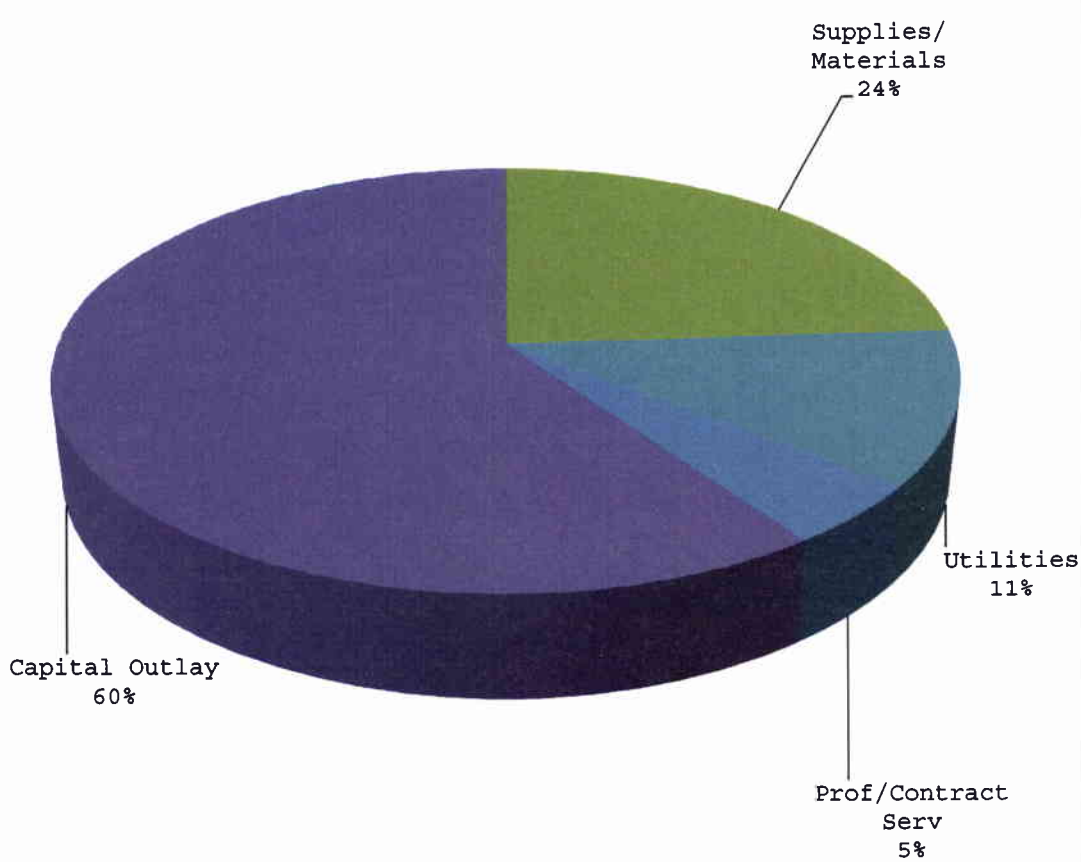

Capital Project Funds - $4,193,201

L U B B O C K C O U N T Y
ADOPTED BUDGET REPORT
AS OF: OCTOBER 1ST, 2009
301-NEW JAIL/CORR FAC CONST FISCAL YEAR 2009-2010

	2007-2008 YTD ACTUAL	ORIGINAL BUDGET FY09	ADOPTED BUDGET FY10
REVENUE SUMMARY			
INTEREST	456,471.39	100,000	0
OTHER REVENUE	25,510.50	0	0
TOTAL REVENUES	481,981.89	100,000	0
EXPENDITURE SUMMARY			
NEW JAIL/CORR FAC CONST	17,507,543.71	4,231,525	0
TOTAL EXPENDITURES	17,507,543.71	4,231,525	0
FUND BALANCE ADJUSTMENT			
7301-7360 DRAW FROM RESERVES			0
REVENUE OVER/(UNDER) EXPENDITURES	(17,025,561.82)	(4,131,525)	0

L U B B O C K C O U N T Y
ADOPTED BUDGET REPORT
AS OF: OCTOBER 1ST, 2009
301-NEW JAIL/CORR FAC CONST FISCAL YEAR 2009-2010

REVENUES	2007-2008 YTD ACTUAL	ORIGINAL BUDGET FY09	ADOPTED BUDGET FY10
INTEREST			
4700 INTEREST INCOME	456,471.39	100,000	0
TOTAL INTEREST	456,471.39	100,000	0
OTHER REVENUE			
4850 GAIN/LOSS SALE OF INVESTMENT	25,510.50	0	0
TOTAL OTHER REVENUE	25,510.50	0	0
TOTAL REVENUES	481,981.89	100,000	0

LUBBOCK COUNTY
ADOPTED BUDGET REPORT
AS OF: OCTOBER 1ST, 2009
FISCAL YEAR 2009-2010

301-NEW JAIL/CORR FAC CONST
NEW JAIL/CORR FAC CONST

EXPENDITURES	2007-2008 YTD ACTUAL	ORIGINAL BUDGET FY09	ADOPTED BUDGET FY10
SUPPLIES/MATERIALS			
5301-5201-30 SUPPLIES/OTH OPER EXP	49,685.50	2,144,325	0
5301-5230-30 NON-CAPITAL SOFTWARE	6,872.70	0	0
5301-5231-30 NON-CAPITAL EQUIPMENT	560,168.40	1,120,000	0
TOTAL SUPPLIES/MATERIALS	616,726.60	3,264,325	0
UTILITIES			
5301-5405-30 UTILITIES	1,408.40	100,000	0
TOTAL UTILITIES	1,408.40	100,000	0
TRAINING/DUES			
5301-5503-30 TRAVEL AND TRAINING	0.00	2,200	0
5301-5511-30 LICENSE AND FEES	0.00	0	0
TOTAL TRAINING/DUES	0.00	2,200	0
PROF/CONTRACT SERV			
5301-5614-30 PROFESSIONAL SERVICES	518,347.11	770,000	0
5301-5622-30 CONTRACT SERVICES	0.00	95,000	0
TOTAL PROF/CONTRACT SERV	518,347.11	865,000	0
CAPITAL OUTLAY			
6301-6100-30 BUILDING	14,887,127.06	0	0
6301-6407-30 OTHER EQUIPMENT	1,483,934.54	0	0
TOTAL CAPITAL OUTLAY	16,371,061.60	0	0
TOTAL NEW JAIL/CORR FAC CONST	1,136,482.11	4,231,525	0

L U B B O C K C O U N T Y
ADOPTED BUDGET REPORT
AS OF: OCTOBER 1ST, 2009
301-NEW JAIL/CORR FAC CONST FISCAL YEAR 2009-2010

	2007-2008 YTD ACTUAL	ORIGINAL BUDGET FY09	ADOPTED BUDGET FY10
TOTAL EXPENDITURES	17,507,543.71	4,231,525	0
	==========	==========	==========
FUND BALANCE ADJUSTMENT			
7301-7360 DRAW FROM RESERVES			0
REVENUE OVER/(UNDER) EXPENDITURES	(17,025,561.82)	(4,131,525)	0

L U B B O C K C O U N T Y
ADOPTED BUDGET REPORT
AS OF: OCTOBER 1ST, 2009
302-NEW JAIL CONSTRCT 06 ISSU FISCAL YEAR 2009-2010

	2007-2008 YTD ACTUAL	ORIGINAL BUDGET FY09	ADOPTED BUDGET FY10
REVENUE SUMMARY			
INTEREST	605,890.69	0	100,000
OTHER REVENUE	62,949.50	0	0
TOTAL REVENUES	668,840.19	0	100,000
EXPENDITURE SUMMARY			
NEW JAIL CONST 06 ISSUE	365.04	12,397,000	4,193,201
TOTAL EXPENDITURES	365.04	12,397,000	4,193,201
FUND BALANCE ADJUSTMENT			
7302-7360 DRAW FROM RESERVES			(4,093,201)
REVENUE OVER/(UNDER) EXPENDITURES	668,475.15	(12,397,000)	0

L U B B O C K C O U N T Y
ADOPTED BUDGET REPORT
AS OF: OCTOBER 1ST, 2009
302-NEW JAIL CONSTRCT 06 ISSU FISCAL YEAR 2009-2010

REVENUES	2007-2008 YTD ACTUAL	ORIGINAL BUDGET FY09	ADOPTED BUDGET FY10
INTEREST			
4700 INTEREST INCOME	605,890.69	0	100,000
TOTAL INTEREST	605,890.69	0	100,000
OTHER REVENUE			
4850 GAIN/LOSS SALE OF INVESTMENT	62,949.50	0	0
TOTAL OTHER REVENUE	62,949.50	0	0
TOTAL REVENUES	668,840.19	0	100,000

L U B B O C K C O U N T Y
ADOPTED BUDGET REPORT
AS OF: OCTOBER 1ST, 2009

302-NEW JAIL CONSTRCT 06 ISSU FISCAL YEAR 2009-2010
NEW JAIL CONST 06 ISSUE

EXPENDITURES	2007-2008 YTD ACTUAL	ORIGINAL BUDGET FY09	ADOPTED BUDGET FY10
SUPPLIES/MATERIALS			
5302-5201-30 SUPPLIES/OTH OPER EXP	0.00	0	439,151
5302-5206-30 KITCHEN SUPPLIES	0.00	0	42,550
5302-5226-30 INMATE SUPPLIES	0.00	0	287,700
5302-5230-30 NON-CAPITAL SOFTWARE	0.00	0	0
5302-5231-30 NON-CAPITAL EQUIPMENT	0.00	0	242,800
TOTAL SUPPLIES/MATERIALS	0.00	0	1,012,201
UTILITIES			
5302-5401-30 COMMUNICATIONS - MONTHLY	0.00	0	35,000
5302-5405-30 UTILITIES	0.00	0	450,000
TOTAL UTILITIES	0.00	0	485,000
PROF/CONTRACT SERV			
5302-5614-30 PROFESSIONAL SERVICES	0.00	0	196,000
TOTAL PROF/CONTRACT SERV	0.00	0	196,000
CAPITAL OUTLAY			
6302-6100-30 BUILDING	365.04	12,022,000	2,360,000
6302-6407-30 OTHER EQUIPMENT	0.00	375,000	140,000
TOTAL CAPITAL OUTLAY	365.04	12,397,000	2,500,000
TOTAL NEW JAIL CONST 06 ISSUE	0.00	0	1,693,201

L U B B O C K C O U N T Y
ADOPTED BUDGET REPORT
AS OF: OCTOBER 1ST, 2009
302-NEW JAIL CONSTRCT 06 ISSU FISCAL YEAR 2009-2010

	2007-2008 YTD ACTUAL	ORIGINAL BUDGET FY09	ADOPTED BUDGET FY10
TOTAL EXPENDITURES	365.04	12,397,000	4,193,201
FUND BALANCE ADJUSTMENT			
7302-7360 DRAW FROM RESERVES			(4,093,201)
REVENUE OVER/(UNDER) EXPENDITURES	668,475.15	(12,397,000)	0

Lubbock County, Texas

Adopted Budget

FY 2009 - 2010

Internal Service Funds
Revenue & Expenditure
Summaries

LUBBOCK COUNTY, TEXAS

TOTAL BUDGET ALL FUNDS vs. TOTAL INTERNAL SERVICE FUNDS

Internal Service funds, a type of proprietary fund, are used to report activities that provide supplies and services for the County's other programs and activities.

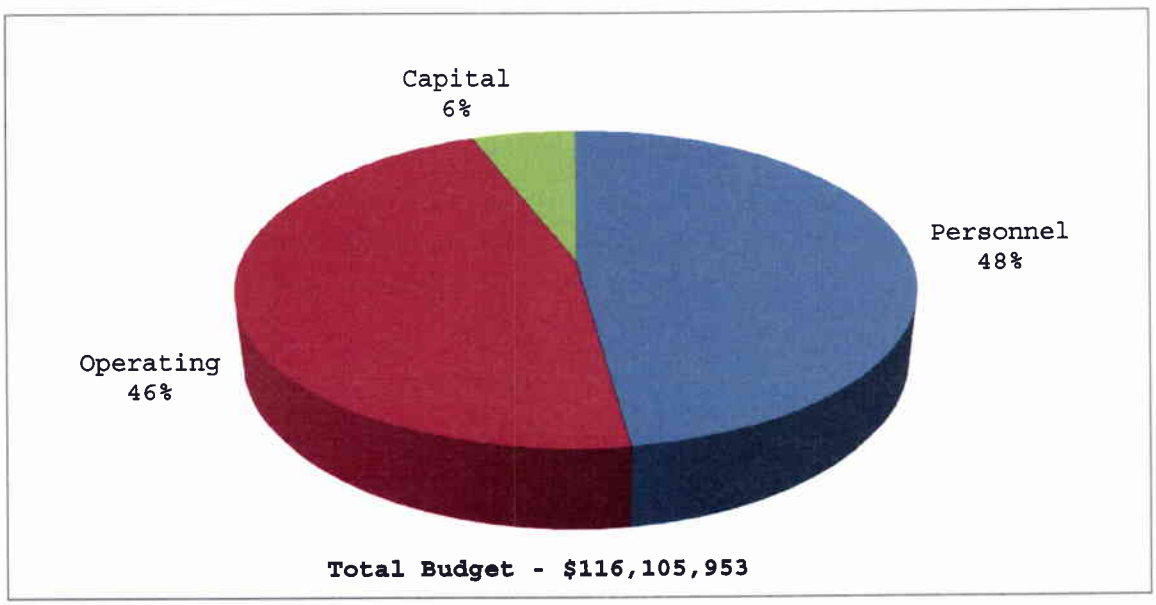

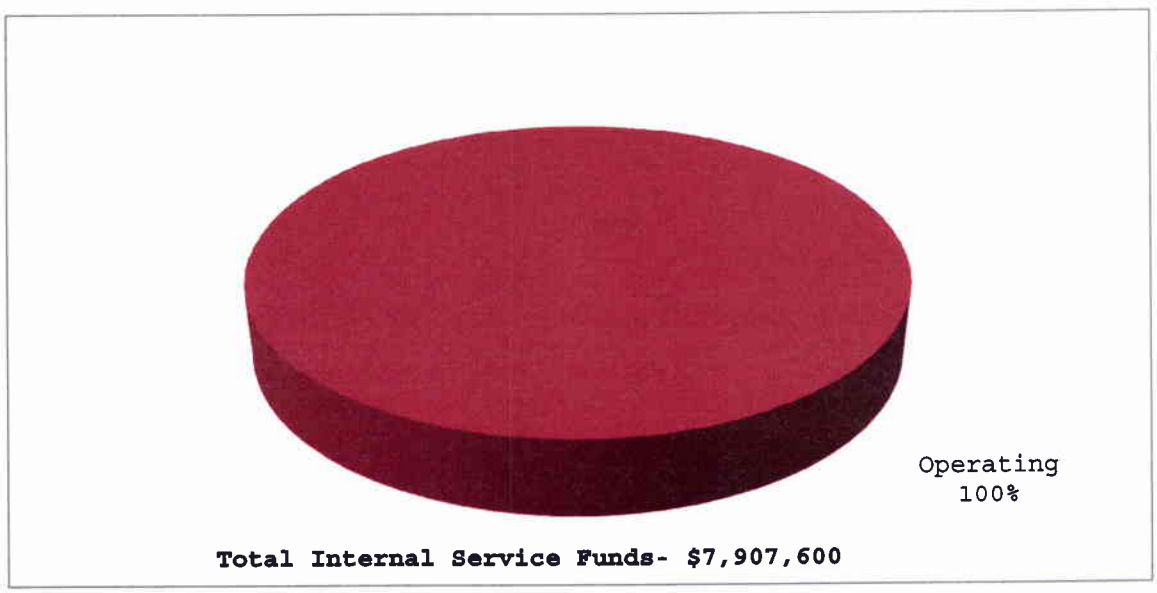

LUBBOCK COUNTY, TEXAS

INTERNAL SERVICE FUNDS EXPENDITURE SUMMARY

BY CATEGORY DETAIL

The chart below displays all internal service funds expenditures by category detail. Internal Service funds are a type of Proprietary Fund. These funds are used to report activities that provide supplies and services for the County's other programs and activities.

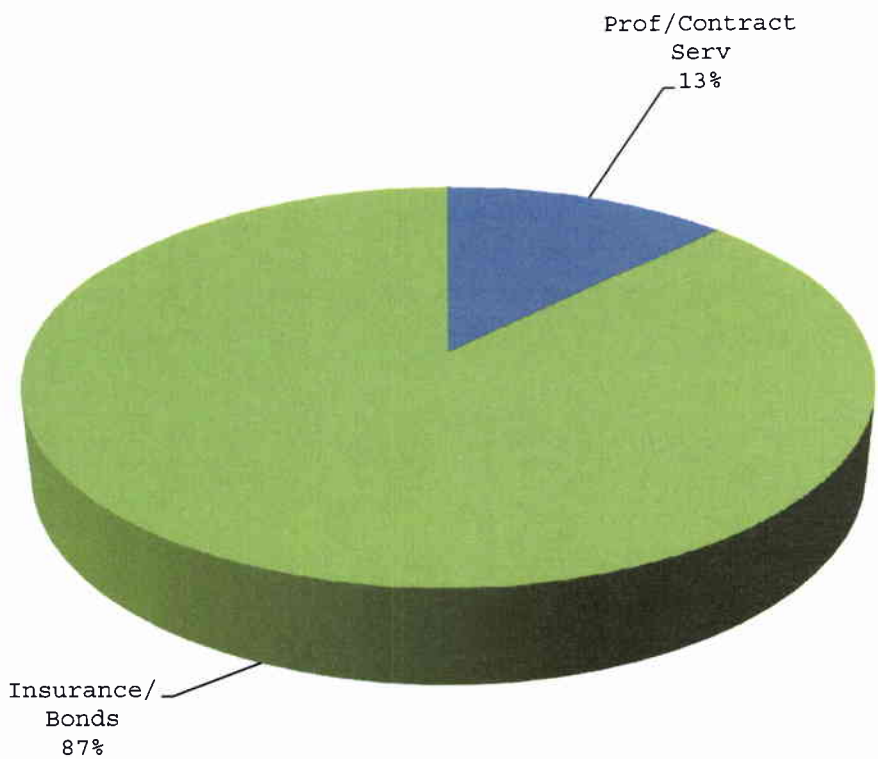

Internal Service Funds - $7,907,600

L U B B O C K C O U N T Y
ADOPTED BUDGET REPORT
AS OF: OCTOBER 1ST, 2009
401-EMPLOYEE HEALTH & INS. FD FISCAL YEAR 2009-2010

	2007-2008 YTD ACTUAL	ORIGINAL BUDGET FY09	ADOPTED BUDGET FY10
REVENUE SUMMARY			
INTEREST	258,496.77	200,000	200,000
OTHER REVENUE	5,269,922.06	5,285,000	5,325,000
TOTAL REVENUES	5,528,418.83	5,485,000	5,525,000
EXPENDITURE SUMMARY			
401-EMPLOYEE HEALTH FUND	6,020,510.88	5,485,000	6,536,000
TOTAL EXPENDITURES	6,020,510.88	5,485,000	6,536,000
FUND BALANCE ADJUSTMENT			
7401-7360 DRAW FROM RESERVES			(1,011,000)
REVENUE OVER/(UNDER) EXPENDITURES	(492,092.05)	0	0

L U B B O C K C O U N T Y
ADOPTED BUDGET REPORT
AS OF: OCTOBER 1ST, 2009
401-EMPLOYEE HEALTH & INS. FD FISCAL YEAR 2009-2010

REVENUES	2007-2008 YTD ACTUAL	ORIGINAL BUDGET FY09	ADOPTED BUDGET FY10
INTEREST			
4700 INTEREST INCOME	258,496.77	200,000	200,000
TOTAL INTEREST	258,496.77	200,000	200,000
OTHER REVENUE			
4806 INSURANCE REIMBURSEMENT	59,811.24	10,000	10,000
4831 COBRA INSURANCE PREMIUMS	17,332.91	25,000	15,000
4832 RETIREE INSURANCE PREMIUMS	263,391.00	250,000	250,000
4844 STOP LOSS REIMBURSEMENT	513,387.66	150,000	150,000
4851 EMPLOYEE MEDICAL SHARE	821,531.92	750,000	800,000
4852 COUNTY MEDICAL SHARE	3,594,467.33	4,100,000	4,100,000
TOTAL OTHER REVENUE	5,269,922.06	5,285,000	5,325,000
TOTAL REVENUES	5,528,418.83	5,485,000	5,525,000

L U B B O C K C O U N T Y
ADOPTED BUDGET REPORT
AS OF: OCTOBER 1ST, 2009

401-EMPLOYEE HEALTH & INS. FD FISCAL YEAR 2009-2010
401-EMPLOYEE HEALTH FUND

EXPENDITURES	2007-2008 YTD ACTUAL	ORIGINAL BUDGET FY09	ADOPTED BUDGET FY10
PROF/CONTRACT SERV			
5401-5622-00 CONTRACT SERVICES	971,280.22	920,000	1,000,000
TOTAL PROF/CONTRACT SERV	971,280.22	920,000	1,000,000
INSURANCE/BONDS			
5401-5813-00 EMPLOYEE LIFE INSURANCE	25,607.40	36,000	36,000
5401-5815-00 EMP HEALTH BENF-MEDICAL	5,023,623.26	4,529,000	5,500,000
TOTAL INSURANCE/BONDS	5,049,230.66	4,565,000	5,536,000
TOTAL 401-EMPLOYEE HEALTH FUND	6,020,510.88	5,485,000	6,536,000

L U B B O C K C O U N T Y
ADOPTED BUDGET REPORT
AS OF: OCTOBER 1ST, 2009
401-EMPLOYEE HEALTH & INS. FD FISCAL YEAR 2009-2010

	2007-2008 YTD ACTUAL	ORIGINAL BUDGET FY09	ADOPTED BUDGET FY10
TOTAL EXPENDITURES	6,020,510.88	5,485,000	6,536,000
FUND BALANCE ADJUSTMENT			
7401-7360 DRAW FROM RESERVES			(1,011,000)
REVENUE OVER/(UNDER) EXPENDITURES	(492,092.05)	0	0

L U B B O C K C O U N T Y
ADOPTED BUDGET REPORT
AS OF: OCTOBER 1ST, 2009
403-WORKERS COMP FUND FISCAL YEAR 2009-2010

	2007-2008 YTD ACTUAL	ORIGINAL BUDGET FY09	ADOPTED BUDGET FY10
REVENUE SUMMARY			
INTEREST	198,105.89	125,000	130,000
OTHER REVENUE	1,710,684.57	2,402,500	2,402,500
TOTAL REVENUES	1,908,790.46	2,527,500	2,532,500
EXPENDITURE SUMMARY			
403-WORKERS COMP FUND	(540,526.37)	1,171,100	1,371,600
TOTAL EXPENDITURES	(540,526.37)	1,171,100	1,371,600
FUND BALANCE ADJUSTMENT			
REVENUE OVER/(UNDER) EXPENDITURES	2,449,316.83	1,356,400	1,160,900

L U B B O C K C O U N T Y
ADOPTED BUDGET REPORT
AS OF: OCTOBER 1ST, 2009
403-WORKERS COMP FUND FISCAL YEAR 2009-2010

REVENUES	2007-2008 YTD ACTUAL	ORIGINAL BUDGET FY09	ADOPTED BUDGET FY10
INTEREST			
4700 INTEREST INCOME	198,105.89	125,000	130,000
TOTAL INTEREST	198,105.89	125,000	130,000
OTHER REVENUE			
4806 INSURANCE REIMBURSEMENTS	229.68	2,500	2,500
4852 COUNTY W/C SHARE	1,710,428.15	2,400,000	2,400,000
4899 OTHER REVENUE	26.74	0	0
TOTAL OTHER REVENUE	1,710,684.57	2,402,500	2,402,500
TOTAL REVENUES	1,908,790.46	2,527,500	2,532,500

L U B B O C K C O U N T Y
ADOPTED BUDGET REPORT
AS OF: OCTOBER 1ST, 2009
FISCAL YEAR 2009-2010

403-WORKERS COMP FUND
403-WORKERS COMP FUND

EXPENDITURES	2007-2008 YTD ACTUAL	ORIGINAL BUDGET FY09	ADOPTED BUDGET FY10
SUPPLIES/MATERIALS			
5403-5201-00 SUPPLIES/OTHER OPERATING EX	585.50	600	600
TOTAL SUPPLIES/MATERIALS	585.50	600	600
PROF/CONTRACT SERV			
5403-5622-00 CONTRACT SERVICES	0.00	5,500	6,000
TOTAL PROF/CONTRACT SERV	0.00	5,500	6,000
INSURANCE/BONDS			
5403-5801-00 INSURANCE PREMIUM EXPENSE	75,958.24	165,000	165,000
5403-5815-00 WORKERS COMP CLAIMS EXP	(617,070.11)	1,000,000	1,200,000
TOTAL INSURANCE/BONDS	(541,111.87)	1,165,000	1,365,000
TOTAL 403-WORKERS COMP FUND	(540,526.37)	1,171,100	1,371,600

L U B B O C K C O U N T Y
ADOPTED BUDGET REPORT
AS OF: OCTOBER 1ST, 2009
403-WORKERS COMP FUND FISCAL YEAR 2009-2010

	2007-2008 YTD ACTUAL	ORIGINAL BUDGET FY09	ADOPTED BUDGET FY10
TOTAL EXPENDITURES	(540,526.37)	1,171,100	1,371,600
FUND BALANCE ADJUSTMENT			
REVENUE OVER/(UNDER) EXPENDITURES	2,449,316.83	1,356,400	1,160,900

FY2010 INSURANCE PREMIUMS

Health (BCBS) Code	Coverage	Bi-Weekly Active	Monthly COBRA
H100	Declined	0	0
H101	Employee	165.00*	364.65
H102	Emp/Child	70.55	520.57
H103	Emp/Spouse	112.52	613.32
H104	Emp/Family	127.91	647.33

Dental (BCBS) Code	Coverage	Bi-Weekly Active	Monthly COBRA
D300	Declined	0	0
D301	Employee	8.35*	18.36
D302	Emp/Child	7.62	35.20
D303	Emp/Spouse	9.00	38.25
D304	Emp/Family	14.53	50.48

* = County pays for active employee coverage.

United HealthCare Vision		
V00	Decline	0
V01	Employee only	4.81
V02	Employee+ 1	9.18
V03	Employee+ Family	12.68

FY2010 MONTHLY RETIREE MEDICAL & DENTAL INSURANCE PREMIUMS

Health (BCBS) Code	Coverage	Retiree 8-9 years	10-14 years	15-19 years	20+ years
H100	Declined	0	0	0	0
H101	Employee	372.00	275.00	225.00	200.00
H102	Emp/Child	499.00	402.00	352.00	327.00
H103	Emp/Spouse	564.00	468.00	418.00	393.00
H104	Emp/Family	591.00	494.00	444.00	419.00

Dental (BCBS) Code	Coverage	Retiree
D300	Declined	0
D301	Employee	18.00
D302	Emp/Child	34.50
D303	Emp/Spouse	37.50
D304	Emp/Family	51.00

See Employee Handbook section 12.04 for retiree coverage eligibility. The discounted medical and dental premiums apply to service with Lubbock County only. Spouses of deceased retirees with the health coverage will be eligible to continue insurance coverage through Lubbock County at the individual retiree rate listed under 8-9 years service. COBRA coverage will be offered at the same rate offered to non-retired employees.

Lubbock County Compensation & Classification Schedule FY2010

Grade	Min	Mid	Max	Clerical – Description of Duties
PT	7.25/hr	10.76/hr	16.36/hr	Part-time clerk
CL01	16,500	24,969	33,438	Clerk I. Non-exempt.
CL02	18,360	29,530	40,699	Clerk II. Non-exempt.
CL03	21,420	33,119	44,817	Clerk III. Non-exempt.
CL04	23,460	35,413	47,365	Clerk IV. Non-exempt.
CL05	28,560	41,441	54,263	Clerk V. Exempt.

Grade	Min	Mid	Max	Trades & Technical – Description of Duties
PT	7.25/hr	10.76/hr	16.36/hr	Part-time technician
TR01	16,500	24,969	33,438	Technician I. Non-exempt.
TR02	18,360	29,530	40,699	Technician II. Non-exempt.
TR03	21,420	33,119	44,817	Technician III. Non-exempt.
TR04	23,460	35,413	47,365	Technician IV. Non-exempt.
TR05	28,560	41,411	54,263	Technician V. Exempt.
TR06	34,900	48,991	63,082	Technician VI. Exempt.

Grade	Min	Mid	Max	Public Safety & Corrections – Description of Duties
PT	7.25/hr	10.76/hr	16.36/hr	Part-time correctional or law enforcement officer
PS01	16,500	24,973	33,445	Security officer. Non-exempt.
PS02	18,360	29,534	40,708	Correctional & law enforcement officer II. Non-exempt.
PS03	21,420	33,124	44,827	Correctional & law enforcement officer III. Non-exempt.
PS04	23,460	35,418	47,376	Corporals, correctional & law enforcement officer IV. Non-exempt.
PS05	28,560	41,418	54,275	Sergeants, correctional & law enforcement supervisor V. (Note 4)
PS06	34,900	48,998	63,096	Lieutenants, correctional & law enforcement supervisor VI. Exempt
PS07	46,920	66,334	85,749	Captains. Exempt

Grade	Min	Mid	Max	Professional – Description of Duties
PT	7.25/hr	13.76/hr	22.37/hr	Part-time attorney, degreed auditor or specialist.
PR01	26,520	38,681	50,843	Degreed specialist, auditor, case manager, probation officer. Non-exempt.
PR02	30,600	44,817	59,034	Attorney I, same as PR01 & Master level therapist. (Note 4)
PR03	34,680	49,439	64,199	Attorney II & Master level credentialed specialists. Exempt.
PR04	36,720	51,569	66,418	Attorney III. Exempt.
PR05	42,840	58,516	74,193	Attorney IV. Exempt.
PR06	46,920	64,347	81,774	Attorney V. Exempt
PR07	55,080	75,215	95,350	Attorney VI. Exempt.

Grade	Min	Mid	Max	Administrative – Description of Duties
AD01	28,560	39,701	50,843	Department supervisors. Exempt.
AD02	31,620	46,771	61,921	First assistant department directors. Exempt.
AD03	33,660	59,209	84,755	First assistant directors-large departments & broad oversight, Chief Deputy, Administrator/admin., Majors
AD04	36,720	66,035	95,350	Department directors. Exempt.

Note 1: Non-exempt status requires overtime compensation. Exempt status does not allow compensation for overtime (over 40 hours).

Note 2 Supervision generally includes oversight of a major function of a department or primary responsibility for training, discipline, evaluations, leave scheduling and suspensions.

Note 3 Administration includes supervision as well as hiring, separation, budget preparation and management, etc.

Note 4: Probation officers are non-exempt. Degreed specialists and Master level therapist are exempt. Each position is individually evaluated in accordance with FLSA standards.

Note 5: Terms and descriptions used herein are for Lubbock County administrative purposes only.

Ratified 9-28-2009 for FY2010

LUBBOCK COUNTY COMPENSATION & CLASSIFICATION MATRIX

FY 2010

These guidelines are to assist in classification of County employees.

Category	Grade 1	Grade 2	Grade 3	Grade 4	Grade 5	Grade 6	Grade7
Clerical *Public Servant who prepares documents and files, greets the public, maintains records.*	Meets the minimum qualifications of the job. Non-Exempt.	Demonstrates proficiency in job related tasks. Non-Exempt.	Demonstrates proficiency in job related tasks. Has some supervisory skills. Demonstrates leadership qualities. Non-Exempt.	Demonstrates proficiency in job related tasks. Responsible for limited supervision. Prefer Associate degree or equivalent job related experience. Non-exempt.	Demonstrates proficiency in job related tasks. A working supervisor. Requires Associate degree or equivalent job related experience. Exempt.		
Trades & Technical *Public Servant with a technical, vocational or trades skill(s).*	Meets the minimum qualifications of the job. Non-Exempt.	Demonstrates proficiency in job related tasks. Non-Exempt.	Demonstrates proficiency in job related tasks. Has some supervisory skills. Demonstrates leadership qualities. Non-Exempt.	Demonstrates proficiency in job related tasks. May have advanced trade/technical skills. Crew leader, assistant foreman. Non-Exempt.	Demonstrates proficiency in job related tasks. A working supervisor or foreman. Exempt.	Demonstrates proficiency in job related tasks. Computer network administrator or supervision of a major division of a department. Extensive experience as a supervisor. Exempt	
Public Safety *Public servant working in a department whose primary function is the protection of citizens and property.*	Meets the minimum qualifications of the job. Non-Exempt.	Demonstrates proficiency in job related tasks. Has obtained Basic Level Certification. Non-Exempt.	Demonstrates proficiency in job related tasks. Has obtained intermediate job certifications. Non-Exempt.	Demonstrates proficiency in job related tasks. Has obtained advanced job certifications. Corporals. Responsible for limited supervision. Non-Exempt.	Demonstrates proficiency in job related tasks. Sergeants. Working supervisors. Exempt & Non-exempt.	Demonstrates proficiency in job related tasks. Lieutenants. Assigned to supervise others. Extensive experience as a supervisor. Exempt.	Demonstrates proficiency in job related tasks. Captains. Requires Bachelor degree or equivalent job related experience. Exempt.
Professional *Public Servant with at a least bachelor's level education performing specialized services.*	Meets the minimum qualifications of the job. Requires at least a Bachelor degree. Non-Exempt.	Demonstrates proficiency in job related tasks. Requires minimum of Bachelor degree or Master level therapists. Attorney I. Exempt and Non-exempt (Note 4).	Demonstrates proficiency in job related tasks. Licensed attorney II. Master level specialists. Exempt.	Demonstrates proficiency in job related tasks. Licensed attorney III. Responsible for limited supervision. Exempt.	Demonstrates proficiency in job related tasks. Licensed attorney IV. Working supervisors. Exempt.	Demonstrates proficiency in job related tasks. Licensed attorney V. Working supervisor. Extensive experience as a supervisor. Exempt.	Licensed attorney VI. Demonstrates proficiency in job related tasks. Responsible for a major division of a department. Exempt.
Administrative *Public Servant with oversight and responsibility for the function of a department or a division of a department*	Demonstrates leadership skills. Supervises the operation of a major division of a department. Requires Bachelor degree or equivalent job related experience. Exempt.	Demonstrates supervisory and leadership skills. First assistant department directors. Requires Bachelor degree or equivalent job related experience. Exempt.	First assistant dept. directors in large departments (75+ employees) 1st asst. dept. directors who primarily administer and provide full supervision over professional and or technical staff with broad responsibility & oversight over a large number & variety of programs throughout the County. Requires bachelor degree or equivalent experience. Exempt.	Department directors. Head of a department. Requires Bachelor degree or equivalent job related experience. Exempt.			

Ratified 09/28/09 for FY2010

RESOLUTION

SETTING THE 2009 TAX RATE FOR THE

COUNTY OF LUBBOCK, STATE OF TEXAS

WHEREAS, the applicable statutes of the State of Texas require an annual determination by the Lubbock County Commissioners' Court of the Tax Rate for Lubbock County, Texas based upon the actual financial needs of the county for the year in which such tax rate is to be determined and set, as provided by Article 26.05 (a) and (b) of the Texas Tax Code;

AND WHEREAS, it has come to the attention of the Lubbock County Commissioners' Court from the statutory sources of information upon which it may rely regarding the financial needs of Lubbock County for the current period beginning in 2009, that the tax rate for the year 2009 must be set according to law at 0.329458 cents per one hundred dollar ($100) valuation, in order to meet the money needs of Lubbock County under the law in the judgment of the Lubbock County Commissioners' Court, the same to be broken down by the proper authorities of this county into two components based upon needs for maintenance and operation and for payment of principal and interest on debt retirement for Lubbock County;

NOW THEREFORE, this Court hereby ORDERS in a regular session hereof that the 2009 Tax Rate for Lubbock County be and the same is hereby ADOPTED on $100.00 valuation for the tax year 2008, as follows:

$.273640 for the purpose of maintenance and operation

$.055818 for the payment of principal and interest on debt of this County

$.329458 TOTAL TAX RATE

BE IT FURTHER ORDAINED AND ORDERED, that the 2009 original Tax Levy for Lubbock County is $44,883,003.

THIS TAX RATE WILL RAISE MORE TAXES FOR MAINTENANCE AND OPERATIONS THAN LAST YEAR'S TAX RATE.

ACCORDINGLY, the Lubbock Central Appraisal district is hereby authorized to assess and collect the taxes of Lubbock County, Texas in accordance herewith.

SO ORDERED AND ORDAINED on this the 14th day of September, 2009, to which witness the hand of the Lubbock County Commissioners' Court on the date last written above herein.

Bill McCay, Precinct One

Mark Heinrich, Precinct Two

Gilbert A. Flores, Precinct Three

Patti Jones, Precinct Four

Tom Head, County Judge

ATTEST:

Kelly Pinion, County Clerk

APPROVED AS TO FORM:

B.J. Hemmeline, CDA-Civil

GLOSSARY

Account - Basic reporting unit for accounting, budget or management purposes.

Account Code - A series of numbers used to identify and classify expenditures or revenues within an organizational unit as set forth in the "Chart of Accounts."

Accrual - The recognition of a transaction at the time it occurs, as opposed to when cash is spent or received.

Accrual Basis - A basis of accounting in which transactions are recognized at the time they are incurred, as opposed to when cash is received or spent.

Activity - Departmental efforts which contribute to the achievement of a specific set of program objectives; the smallest unit of the budget program.

Actual - Final audited revenue or expenditure results of operations for the fiscal year indicated.

Ad Valorem Taxes - Commonly referred to as property taxes, are levied on both real and personal property according to the property's valuation and the tax rate.

Agency Funds-Used to account for assets held by the County as custodian for individuals and other governmental units, such as officials' fee accounts, inmate trust funds, cash bail bonds, and other similar arrangements.

Allocation - Component of an appropriation earmarking expenditures for a specific purpose and/ or level of organization.

Amendment - A modification of the budget by increasing or decreasing an account, or accounts, in the budget by action of the Commissioners Court.

Appraisal District – An independent governmental entity responsible for appraising property within the County. The Appraisal District certifies the County's assessed valuations.

Appraised Value - An estimate of value for the purpose of taxation.

Appropriation - A legal authorization to incur obligations and to make expenditures for specific purposes.

Assessed Valuation - The value set upon real estate and certain personal property by the agency (central appraisal district) tasked with assessing the values of property as a basis for levying property taxes.

Assets - Resources owned or held by a government which have monetary value.

Available Fund Balance - This refers to the cash remaining from the prior year which is available for appropriation and expenditure in the current year.

Balanced Budget – According to generally accepted accounting principles, a balanced budget is one in which the total expenditures do not exceed the total resources (total estimated revenues plus reserves).

Basis of Accounting – Prescribes to when transactions or events are recognized for reporting purposes.

Bond - A promise to repay a specified amount of money (the face amount of the bond) on a particular date (maturity date). Bonds are primarily used to finance capital projects. Types of bonds are:

General Obligation Bond - This bond is backed by the full faith, credit and taxing power of the government.

Revenue Bond - This bond is backed only by the revenues from a specific enterprise or project, such as a hospital or toll road.

Bond Rating - A rating assigned by recognized rating agencies such as Moody's and Standard and Poor's Company to debt issuers. The higher the rating, the more credit-worthy the issuer is. Ratings range from AAA(S&P) or Aaa(Moody's) to CCC or ccc. Those rated below B are not usually considered creditworthy.

Bond Refinancing - The payment and re-issuance of bonds, to obtain better interest rates and/or bond conditions.

Budget - A plan of financial activity for a specified period of time (fiscal year or biennium) indicating all planned revenues and expenses for the budget period.

Budget Amendment - A change in the authorized level of funding (appropriations) for a department or line item accounting. These adjustments require Commissioners' Court approval.

Budget Calendar - The schedule of key dates which a government follows in the preparation and adoption of the budget.

Budget Categories - The accumulation of line items of similar use into broader groups to allow more efficient management of the budget by office holders or department managers.

Budget Hearings - Hearings for the purpose of providing public input into the preparation of the budget.

Budget Transfers - A change in the authorized level of funding that has corresponding budget reductions and increases between categories, line items, departments, or funds.

Budgetary Basis - This refers to the basis of accounting used to estimate financing sources and uses in the budget. These generally take one of three forms: GAAP, cash, or modified accrual.

Budgetary Control - The control or management of a government in accordance with the approved budget for the purpose of keeping expenditures within the limitations of available appropriations and resources.

CAFR - Comprehensive Annual Financial Report

Capital Assets - Acquisitions are capitalized when they cost $5,000 or more. Capital assets are also called fixed assets.

Capital Improvements - Expenditures related to the expansion, or rehabilitation of an element of the government's physical plant; sometimes referred to as infrastructure.

Capital Project - Major construction, acquisition, or renovation activities which add value to a government's physical assets or significantly increase their useful life.

Cash Basis - A basis of accounting in which transactions are recognized only when cash is increased or decreased.

CDA - Criminal District Attorney

Certificates of Obligation - A short-term debt instrument whose rates are periodically restructured.

Contingency Account - A budgetary reserve set aside for emergencies or unforeseen expenditures not otherwise budgeted.

CRTC - Court Residential Treatment Center

CSCD - Community Supervision Corrections Department

Current Property Taxes - Property taxes are recognized as revenues in the period for which they are levied, regardless of the lien date. Property taxes for the County are levied based on taxable value on the lien date of January 1 prior to September 30 of the same year. They become due October 1 of that same year and delinquent after January 31 of the following year.

Debt Service Fund - This fund is used to account for the receipt and disbursement of funds to retire debt resulting from the issuance of general obligation bonds, certificates of obligation, and certain capital leases. Financing is provided by a specific annual property tax levy, and the investment interest earned thereon.

Deficit - The excess of expenses over budget during the accounting period.

Delinquent Property Taxes - Property taxes that remain unpaid at February 1st.

Department - A major division or unit of the County responsible for a service or operation or a group of related operations within a functional area.

Disbursements - The expenditure of monies from an account.

Division - A section of an operation that is grouped based on related activities.

DOJ - Department of Justice

DRC - Dispute Resolution Center

DRO - Domestic Relations Office

Effective Tax Rate - State law in Texas prescribes a formula for calculating the effective tax rate for counties. The net effect

of the formula is to produce a tax rate that decreases when property values rise because of inflation and vice versa. The intent is to generate a rate that produces approximately the same revenues as the year before. The formula does make adjustments for newly annexed property and newly constructed property.

Emergency Amendment - An amendment to the budget to pay an unbudgeted expenditure because of an emergency event that creates a grave public need which is both unusual and unexpected at the time the budget was adopted.

Encumbrance - The obligation of appropriated funds for the future payment of an item or service. To encumber funds means to set aside or commit funds for a specified future expense.

Employee Benefits - Contributions made by a government to meet commitments or obligations for benefits. Included are the government's share of costs for Social Security and the various pensions, medical, and life insurance plans.

Estimated Revenue - The amount of revenue projected for the fiscal cycle by the County Auditor. Projections are generally based on prior experiences or increased fees.

Expenditure - The payment of cash on the transfer of property or services for the purpose of acquiring an asset, service, or settling a loss.

Expense - Charges incurred (whether paid immediately or accrued) for operations, maintenance, interest, or other charges.

Fee Offices - County offices that charge fees or fines for services or punishment. These are designated as fee offices for reporting of revenues.

FEMA - Federal Emergency Management Agency.

Fiscal Policy - A government's policies with respect to revenues, spending, and debt management as these relate to government series, programs and capital investment. Fiscal policy provides an agreed-upon set of principles for the planning and programming of government budgets and their funding.

Fiscal Year (FY) - A twelve-month period designated as the operating year for accounting and budgeting purposes in an organization. The fiscal year for Lubbock County is October 1st through September 30th.

Fixed Assets - Assets of long term character that are intended to continue to be held or used, such as land, buildings, machinery, furniture, and other equipment. See Capital Assets.

Fringe Benefits - The cost of all non-wage, labor-related expenses including but not limited to group insurance, social security, retirement, workers' compensation, unemployment compensations, and other employment benefits.

Full-time Equivalent Position (FTE) - One FTE equates to a 40-hour work week for twelve months.

Function - A group of related activities aimed at accomplishing a major service or regulatory program for which a government is responsible. (e.g, public safety, general administration, administration of justice)

Fund - A grouping of accounts that is used to maintain control over resources that are segregated for the purpose of carrying out a specific purpose or activity.

Fund Balance - The excess of the assets of a fund over its liabilities, reserves, and carryover.

GAAP - Generally Accepted Accounting Principles. Uniform minimum standards for financial accounting and recording, encompassing the conventions, rules and procedures that define accepted accounting principles.

GASB - Governmental Accounting Standards Board.

General Fund - The fund used to account for all financial resources except those required to be accounted for in another fund. This is the main operating fund of the County.

GFOA - Government Finance Officers Association.

Grants - A contribution by a government or other organization to support a particular function. Grants may be classified as either operational or capital, depending upon the terms of the grant.

Inflation - A persistent rise in the general price level that results in a decline in the purchasing power of money.

Interest - The cost of using money borrowed from another. Set as a percentage of the Principal.

Interest Earnings - Earnings from available monies invested during the year.

Intergovernmental Revenues - Funds received by a government from another federal, state, and other local government in the form of grants, shared revenues, and payments in lieu of taxes.

Investments - Securities and real estate held for the production of revenues in the form of interest, dividends, rentals, or lease payments. The term does not include fixed assets used in governmental operations.

JAG - Justice Assistance Grant

JP - Justice of the Peace.

LCAD – Lubbock Central Appraisal District

LCJJC – Lubbock County Juvenile Justice Center

LECD – Lubbock Emergency Communications District

Levy - To impose property taxes for the support of government activities.

Liabilities - Debt or other legal obligations arising out of transactions in the past that must be liquidated, renewed, or refunded at some future date.

Line-item budget - A budget prepared along departmental lines that focus on what is to be bought.

Long-Term Debt - Debt with a maturity of more than one year after the date of issuance.

MHMR - Mental Health Mental Retardation.

Modified Accrual Basis - A basis of accounting in which transactions are generally recognized at the time they are incurred, as opposed to when cash is received or spent.

Non-Capital Equipment - A purchase is classified as a non-capital equipment purchase when the total cost exceeds $1,000 but is less than $5,000.

Non-Departmental Expense - Expenditures for professional services and other general government functions, which cannot be allocated to individual departments, are assigned to miscellaneous/non-departmental expenses.

Obligations - Amounts which a government may be legally required to meet out of its resources. They include not only actual liabilities, but also encumbrances not yet paid.

Office - The basic organizational unit of government for an elected official which is functionally unique in its delivery of services (as compared to departments headed by nonelected managers).

Personnel Costs - Expenditures for salaries, wages, and fringe benefits of a government's employees.

Personal Services - Expenditures for salaries, wages, and fringe benefits of a government's Employees.

Principal - The amount of money owed on which the entity is obligated to pay interest.

Property Tax - Taxes levied on both real and personal property according to the property's valuation and the tax rate.

Records Management - This term applies to the management of County records and government documents. Fees are budgeted for collection and expenses for the safeguarding of records according to the Texas Management Act.

Reserve - An account used either to set aside budgeted revenues that are not required for expenditure in the current budget year or to earmark revenues for a specific future purpose.

Resolution - A formal statement of opinion or determination adopted by an assembly or other formal group.

Resources - Total amounts available for appropriation including estimated revenues, fund transfers, and beginning balances.

Revenue - The annual or periodic collections of money by the government for public use. Examples are taxes and fees.

R.O.W. - Refers to Right-of-Way; for example the purchase of land for street access.

Salaries - The cost of all labor related expenses required of a department to function, including but not limited to salaries, merit, cost of living adjustments (COLA), etc.

Source of Revenue - Revenues are classified according to their source or point of origin.
SPAG - South Plains Association of Governments

SPATF - South Plains Auto Task Force

Special Revenue Funds - Used to account for specific revenue sources (other than capital projects) that are restricted to expenditures for specified purposes. These restrictions exist both externally (by agreement with other entities or by statute) and internally (by policy of Commissioners' Court).

Staffing Trends - Staffing figures for a specific period of time for a department or division.

Statute - A law enacted by the legislative assembly.

Taxes - Compulsory charges levied by a government for the purpose of financing services performed for the common benefit of the people. This term does not include specific charges made against particular person or property for current or permanent benefit, such as special assessments.

Tax Levy - The resultant product when the tax rate per one hundred dollars is multiplied by the tax base.

Tax Rate - A percentage applied to all taxable property to raise general revenues.

Tax Roll - Official list showing the amount of taxes levied against each taxpayer or property.

Time Deposit - Investments of idle funds with a depository at a negotiated interest rate.

TJPC - Texas Juvenile Probation Commission.

TDCJ-CJAD - Texas Department of Criminal Justice - Criminal Justice Assistance Division

Transfers - Amounts, at the fund level, recognized as disbursements-out by one or more funds and as revenues-in one or more other funds.

Unencumbered Balance - The amount of an appropriation that is neither expended nor obligated (encumbered). That amount of appropriation is available for future use.

Un-appropriated Fund Balance - Funds that are neither expended nor obligated and provide cash flow to the organization.

Unreserved Fund Balance - The portion of a fund's balance that is not restricted for a specific purpose and is available for general appropriation.

USDA - United States Department of Agriculture

User Charges - The payment of a fee for direct receipt of a public service by the party who benefits from the service.

VINE - Victim Information Notification Everyday

VCLG - Victim Coordinator and Liaison Grant