LUBBOCK COUNTY, TEXAS

Monthly Unaudited Financial Report

July 31, 2023

Prepared By: County Auditor's Office

Kathy Williams, County Auditor

Members of Government Finance Officers Association of the United States and Canada

This report is available on the Internet

Lubbock County, Texas
Unaudited Monthly Financial Report
July 31, 2023
Table of Contents

Description	Page Number
County Auditor's Letter of Transmittal	3
Financial Statements:	
❖ Consolidated Balance Sheet – All Funds	4-7
❖ Bank Balances – All Funds	8
❖ Revenue Report – Account Summary	10-59
❖ Revenue Report – Group/Fund Summary	61- 83
❖ Venue HOT & STVR Tax	30, 66, 78
Schedules:	
❖ Debt Service Maturity Schedules	84-90
❖ Investment Schedules	91-93
❖ Schedule of Transfers between Funds	94
❖ Sales Tax Summary	95
❖ Ad Valorem Collection Summary	96-97
Budget Status:	
❖ Budget Report – Account Summary	99-177
❖ Budget Report – Group/Fund Summary	179-201
❖ Venue HOT & STVR Tax	143, 184, 197

LUBBOCK COUNTY

Kathy Williams
County Auditor

Rhonda Scott
First Assistant Auditor

P.O. Box 10536
916 Main, Suite 700
Lubbock, Texas 79408-3536
Phone: (806) 775-1097
Fax: (806) 775-7917

September 8, 2023

The Honorable District Judges and the Honorable Members of the Commissioners' Court:

The unaudited and unadjusted financial report of Lubbock County, Texas, for the month ended July 31, 2023, is hereby submitted as required by the Local Governmental Code 114.025.

This report is presented in three sections, namely: Financial Statements, Schedules, and Budget Status.

Although this report is self explanatory, please do not hesitate to call the County Auditor's office for more information at (806) 775-1097. This report can be seen on the Internet at www.co.lubbock.tx.us.

Respectfully submitted,

Kathy Williams
County Auditor

CONSOLIDATED BALANCE SHEET FOR 2023 10

OBJ	OBJ DESCRIPTION	NET CHANGE FOR PERIOD	ACCOUNT BALANCE
ASSETS			
100200	CASH ACCOUNT	254,694.25	8,592,919.98
100201	JURY FUND	.00	25,000.00
100202	FEDERAL TAX ACCOUNT	.00	5,000.00
100205	SO FORFEITED CONTRABAND	.00	316,278.15
100206	SO INMATE COMMISSARY ACCOUNT	.00	4,175,947.04
100207	SO INMATE PROGRAM DONATIONS	.00	7,154.96
100208	CDA BUSINESS CRIMES	-312.27	110,385.59
100209	CDA FORFEITED ASSETS	-300.00	129,549.22
100210	SPAT PROGRAM INCOME	4,913.27	49,667.07
100212	CDA JAG 22	433.22	106,479.46
100213	CDA JAG 20	-25,381.30	5,491.79
100214	CDA JAG 21	263.43	64,748.85
100235	JP1 CREDIT CARD	12,174.50	25,035.50
100236	JP1 E FILE ACCOUNT	2,519.00	6,239.00
100238	JP2 CREDIT CARD	9,619.25	20,204.25
100239	JP2 E FILE ACCOUNT	2,665.00	6,493.00
100241	JP3 CREDIT CARD	15,253.10	30,350.30
100242	JP3 E FILE ACCOUNT	4,187.00	8,750.00
100244	JP4 CREDIT CARD	16,987.50	34,240.50
100245	JP4 E FILE ACCOUNT	5,204.00	6,201.00
100263	DRC REVENUE ACCOUNT	.00	10,407.34
100290	Public Works Credit Card	13,530.00	21,120.00
100291	PRE-TRIAL - CREDIT CARD	-284.00	101.50
100400	CHANGE FUNDS	.00	2,250.00
100403	CDA DEA INVESTIGATION	.00	10,000.00
100802	INVESTMENTS	.00	347,206.80
101901	DEA CASH LNB	.00	214,625.24
105000	CLAIM ON CASH	-22,859,799.80	211,927,643.09
117000	DELINQUENT TAXES	.00	3,112,809.92
117001	PRE 1972 DELINQUENT TAXES	.00	216,478.27
119900	EST UNCOLL DLNQNT TAXES	.00	-3,097,408.50
122100	ACCOUNTS RECEIVABLE	-367,220.52	1,448,698.07
122200	ACCOUNTS RECEIVABLE-GRANTS	.00	185,672.25
122700	A/R-CHAPTER 19 ELECTION FUNDS	-3,537.86	.00
126300	WOODROW VFD	.00	40,000.00
127200	SHALLOWATER VFD	.00	215,767.00
127400	BUFFALO SPRINGS VFD	.00	13,800.00
129000	RETURNED CHECKS RECEIVABLE	50.00	3,105.32
131100	ANDREWS COUNTY	325.00	7,250.00
131103	259TH JUDICIAL DISTRICT	375.00	1,970.00
131500	GAINES COUNTY	-250.00	125.00
131600	GARZA COUNTY	.00	2,875.00
131700	HALE COUNTY	2,060.00	9,120.00
131701	HILL COUNTY	-1,375.00	1,250.00
131703	HENDERSON COUNTY	-2,250.00	1,500.00
131800	HOCKLEY COUNTY	-4,625.00	4,750.00
131850	HUNT COUNTY	-3,855.00	4,495.00
132101	GRAY COUNTY	1,125.00	8,750.00

CONSOLIDATED BALANCE SHEET FOR 2023 10

OBJ	OBJ DESCRIPTION	NET CHANGE FOR PERIOD	ACCOUNT BALANCE
ASSETS			
132200	TERRY COUNTY	2,500.00	2,500.00
132300	YOAKUM COUNTY	-1,500.00	.00
132600	DAWSON COUNTY	-2,375.00	1,375.00
132700	LAMB COUNTY	-3,000.00	.00
132800	BAILEY/PARMER COUNTIES	1,375.00	1,375.00
132900	MOORE COUNTY	-1,765.00	.00
133000	WICHITA COUNTY	145.00	8,845.00
133100	DEAF SMITH COUNTY	1,520.00	7,620.00
133200	DALLAM COUNTY	3,975.00	4,495.00
133300	TAYLOR COUNTY	145.00	5,510.00
133400	HUTCHINSON COUNTY	-4,750.00	750.00
133500	REEVES COUNTY	-500.00	750.00
133601	EASTLAND COUNTY	1,595.00	1,595.00
134200	RANDALL/POTTER COUNTY	-919.36	.00
134300	BOWIE COUNTY	-10,875.00	3,250.00
135300	SWISHER/CASTRO COUNTY	-625.00	3,875.00
135401	NOLAN COUNTY	-5,271.11	3,335.00
135801	100th JUDICIAL DISTRICT	-320.00	3,000.00
136002	WARD COUNTY	-3,250.00	3,125.00
136202	TITUS COUNTY	500.00	3,875.00
139800	FINES, FEES, COURT COST REC	.00	1,430,270.45
139900	FINES, FEES ALLOW FOR UNCOLL	.00	-286,054.09
147001	UNAMORTIZED PREM/DISC	.00	-1,447,931.65
147500	ADVANCE TO DISP RES FUND	.00	50.00
150200	DUE FROM COUNTY CLERK	.00	950.00
150300	DUE FROM DISTRICT CLERK	.00	550.00
150400	DUE FROM JP PRECINCT 1 FUND	.00	10,200.00
150500	DUE FROM JP PRECINCT 2 FUND	.00	10,300.00
150600	DUE FROM JP PRECINCT 3 FUND	.00	15,140.00
150700	DUE FROM JP PRECINCT 4 FUND	.00	10,000.00
151000	DUE FROM TAX AGENCY	.00	8,750.00
154000	DUE FROM INSURANCE CLEARING	.00	15,000.00
154600	DUE FROM SHERIFF AGENCY	.00	8,000.00
158100	DUE FROM LAW LIBRARY	.00	50.00
162100	PREPAID INSURANCE	.00	89,149.07
162600	PREPAID EXPENSES/CONTRACTS	2,500.00	12,350.16
	TOTAL ASSETS	-22,943,707.70	228,372,545.90
LIABILITIES			
200000	FICA TAXES PAYABLE	-3,307.44	-314,639.87
200100	MEDICARE	-773.82	-73,585.55
200200	WITHHOLDING PAYABLE	-3,448.13	-216,812.61
200300	RETIREMENT PAYABLE	-5,378.70	-478,426.04
200400	HEALTH INSURANCE PAYABLE	-10,940.55	-427,970.76
200500	UNEMPLOYMENT PAYABLE	-6,603.60	-9,991.64
200700	WORKERS COMP PAYABLE	-660.01	-80,785.99

CONSOLIDATED BALANCE SHEET FOR 2023 10

OBJ	OBJ DESCRIPTION	NET CHANGE FOR PERIOD	ACCOUNT BALANCE
LIABILITIES			
200900	PAYABLE TO UNITED WAY	.00	-925.05
201000	DEFERRED COMP PAYABLE	.00	-16,149.29
201100	PARKING WITHHELD	-90.00	-2,844.00
201200	DENTAL INSURANCE PAYABLE	-575.98	-25,392.05
201401	SUPPLEMENTAL LIFE & AD&D	-178.86	-17,214.49
201600	CHILD SUPPORT PAYABLE	-392.12	-10,498.34
201700	GARNISHMENTS PAYABLE	.00	-138.46
201800	CHILD SUPPORT PAYABLE	.00	-121.47
202500	FSA-MEDICAL PAYABLE	-553.34	-43,820.88
202600	FSA-CHILD CARE PAYABLE	.00	-1,780.70
202900	VISION PAYABLE	-108.56	-4,570.33
204100	LEOSE-CONSTABLE 1	.00	-7,741.13
204200	LEOSE-CONSTABLE 2	.00	-2,814.56
204300	LEOSE-CONSTABLE 3	.00	-3,451.52
204400	LEOSE-CONSTABLE 4	.00	-8,873.42
210000	ACCOUNTS PAYABLE	-66,454.89	-84,627.78
210010	ACCRUED WAGES	-19,438.61	-1,894,618.19
210100	ACCOUNTS PAYABLE PENDING	57,679.54	-2,080,156.50
220110	JP PREC 1 DUE TO OTHERS	-1,100.00	-30,009.34
220210	JP PREC 2 DUE TO OTHERS	-3,781.49	-68,825.33
220300	JP PREC 3 DUE TO OTHERS	-1,592.00	-47,853.59
220430	JP PREC 4 DUE TO OTHERS	920.00	-106,667.81
221110	DUE TO COLLECTION AGENCY	-33.94	-2,920.35
221200	DUE TO CHILD PASS SAFETY SEAT	-.04	-.04
221300	DUE TO JUROR DONATIONS	.00	-142.00
223700	DUE TO WARRANT EXEC-STATE	-14.70	-28.87
223800	DUE TO ARREST FEE-STATE	-182.32	-565.24
224900	TRUANT CONDUCT FEE	.00	-300.00
225100	DUE TO FLSI (INDIGENTS)	43.04	-54.33
225200	DUE TO FA (FUGIIVE APPR)	9.83	-4.01
225300	DUE TO CCC (CONS CRT COST	-1.59	-13.79
225500	DUE TO TP (TIME PAYMENT)	274.35	-244.31
225700	CMIT FINE	.00	-100.96
225800	STF	-5,298.71	-5,702.36
225810	STF 2	24,830.19	.00
225900	NONDISCLOSURE FEE	56.00	.00
226000	SEXUAL ASSAULT	330.00	-226.00
226100	NEW CCC	3,350.02	-1,563.08
226200	EMS TRAUMA FUND	3,144.36	-1,077.53
226300	FAILURE TO APPEAR- FTA-STATE	914.71	-509.36
226400	OMNIBASE PROGRAM	552.86	-306.78
226500	BAIL BOND FEE STATE	-798.00	.00
226600	DUE TO COMP (BIRTH CERT FEE)	36.00	.00
226700	DUE TO COMP (MARRIAGE LICENSE)	12,312.50	.00
226800	DUE TO COMP (JSAL FUND)	31.63	-22.05
226900	DIST CLERK JUDICIAL FEE	276.92	-261.90
227000	JURY REIMBURSEMENT FEE	209.10	-131.86
227100	JUDICIAL SUPPORT PMT-CIVIL	210.78	-224.28

CONSOLIDATED BALANCE SHEET FOR 2023 10

OBJ	OBJ DESCRIPTION	NET CHANGE FOR PERIOD	ACCOUNT BALANCE
LIABILITIES			
227200	JUDICIAL SUPPORT PMT-CRIMINAL	311.38	-199.26
227300	E-FILING FEE-CRIMINAL	28.00	-4.13
227400	E-FILING FEE-CIVIL	135.07	-191.10
227500	UNCLAIMED FUNDS-ESCHEAT	-53.34	-357,251.75
227700	UNCLAIMED FUNDS	.00	-73,785.47
227800	BAIL BOND BOARD	.00	-14,923.00
228000	INMATE BENEFITS-REFUSED CKS	.00	-395.58
228100	DUE TO DRUG COURT FEE	4.13	-108.10
228110	INDIGENT DEFENSE FEE	108.08	-63.38
228200	DNA TESTING FEE	37.64	.00
228400	CIVIL JUSTICE FEE	.59	-1.20
228500	JUD/CRT PERSONNEL TRAINING FEE	1.81	-10.12
228600	7TH COA JUDICIAL SUPPORT FEE	-1,898.68	-3,413.56
228700	DNA TESTING (CS) FEE	9.17	-5.40
228900	TX HOME VISITING FEE	185.00	.00
229000	TRUANCY PREVENTION & DIVERSION	102.96	-55.03
229200	CSCD COURT COST	-119.43	-153.73
229300	CSCD FINES	-285.20	-300.20
229400	CSCD-DPS FEES	-928.95	-1,910.42
229600	DUE TO CCC STATE	56,820.57	-21,420.01
229800	State CCC - Civil	69,014.00	-26,047.00
229850	State CCC Civil - Subsequent F	135.00	-45.00
229900	FAMILY VIOLENCE FINE	-237.00	-7,265.16
230000	Due To Intoxicated Driver	1,718.90	-57.05
241100	DUE TO GENERAL FUND	.00	-50.00
241110	ADVANCE FROM GENERAL FUND	.00	-50.00
260100	OTHER LIABILITIES	.00	-100.00
260510	EXTRADITION BONDS	371.00	-136,180.36
271400	NET DELINQUENCY TAX RECV	.00	-231,879.72
271520	PAVING ESCROW	.00	-29,650.91
271600	SUB DIVISION PAVING ESCRO	.00	-75,340.48
279900	FINES, FEES, COURT COST PAY	.00	-1,144,216.36
	TOTAL LIABILITIES	98,935.13	-8,200,779.27
FUND BALANCE			
360000	UNRESERVED UNDESIGNATED	.00	-152,961,941.05
360001	EXPENDITURES	30,842,423.55	193,776,871.68
360002	REVENUES	-7,997,650.98	-260,111,697.26
360100	RESERVE-INS DEDUCTIBLE	.00	-875,000.00
360202	ENCUMBRANCES	-18,710,595.07	29,075,732.48
360203	FB CURRENT ENCUMBRANCES	18,710,595.07	-29,075,732.48
360300	BUDGET FUND BAL UNRESERVED	23,530.00	813,805.00
360301	APPROPRIATIONS	-546,308.00	-362,507,735.00
360302	BUDGETED REVENUES	522,778.00	361,693,930.00
	TOTAL FUND BALANCE	22,844,772.57	-220,171,766.63
	TOTAL LIABILITIES + FUND BALANCE	22,943,707.70	-228,372,545.90

Lubbock County, Texas
City Bank - Bank Balance Report
July 2023

Account Name	Beginning Balance	Increase/ (Decrease)	Ending Balance
A INSURANCE CLEARING	$13,526.16	($1,934.54)	$11,591.62
A JURY	$25,000.00	$0.00	$25,000.00
A LC FSA Account	$56,177.55	$2,777.19	$58,954.74
A PAYROLL	$156.69	$2,033,599.20	$2,033,755.89
A POOLED CASH	$31,378,649.76	($25,728,217.24)	$5,650,432.52
A TREASURER FED TAX	$5,000.00	$0.00	$5,000.00
A WORKERS COMP	$11,864.05	($4,213.76)	$7,650.29
BAIL BOND	$709,456.47	$2,495.54	$711,952.01
BB SPECIAL ACCOUNT	$24,435.00	($15,240.00)	$9,195.00
CASH BOND	$454,150.00	($39,800.00)	$414,350.00
CC CREDIT CARD ACCOUNT	$0.00	$0.00	$0.00
CC E FILE ACCOUNT	$0.00	$0.00	$0.00
CC GENERAL	$118,402.83	$7,566.08	$125,968.91
CC REGISTRY FUND	$9,553,175.59	($2,974,487.07)	$6,578,688.52
CDA BUSINESS CRIMES	$110,293.98	$3,495.78	$113,789.76
CDA COMPTROLLER	$11,073.98	($2,080.75)	$8,993.23
CDA DPS FORFEITURE	$21,464.88	$873.86	$22,338.74
CDA FORFEITED	$141,112.24	($12,461.84)	$128,650.40
CDA JAG14	$106,046.24	$433.22	$106,479.46
CDA JAG15	$64,485.42	$263.43	$64,748.85
CDA JAG19	$0.00	$0.00	$0.00
CDA JAG20	$30,873.09	($25,381.30)	$5,491.79
CDA RESTITUTION	$17,405.77	($6,114.02)	$11,291.75
CDA SEIZURE	$211,376.04	($3,853.00)	$207,523.04
CDA TRUST FUND	$160,127.59	($2,197.30)	$157,930.29
CRTC COMMISSARY	$5,548.44	$338.38	$5,886.82
CRTC REVENUE FUND	$12.81	($4.05)	$8.76
CRTC TRUST FUND	$24,494.37	($5,962.54)	$18,531.83
CSCD CREDIT CARD	$186,407.12	($6,698.83)	$179,708.29
CSCD Health	$10.00	$0.00	$10.00
CSCD OPERATING	$57,739.61	($908.62)	$56,830.99
DC CREDIT CARD ACCT-Sara Smith	$0.00	$0.00	$0.00
DC CUSTODIAL-Sara Smith	$2,668,356.67	$1,513,003.42	$4,181,360.09
DC E FILE ACCOUNT-Sara Smith	$0.00	$0.00	$0.00
DC GENERAL-Sara Smith	$413,297.20	($44,911.74)	$368,385.46
DIST CT ONLINE ACCESS	$0.00	$0.00	$0.00
DIST CT PRE-TRIAL CCARD	$385.50	($284.00)	$101.50
DRC CHECKING	$10,407.34	$9,027.00	$19,434.34
HOST COURT	$3,783.75	$0.00	$3,783.75
JP 1	$9,870.00	$300.00	$10,170.00
JP 1 CREDIT CARD	$12,471.00	$12,564.50	$25,035.50
JP 1 E File Account	$3,525.00	$2,600.00	$6,125.00
JP 2	$10,863.00	($1,093.66)	$9,769.34
JP 2 CREDIT CARD	$10,475.00	$9,557.00	$20,032.00
JP 2 E File Account	$3,520.00	$2,897.00	$6,417.00
JP 3	$15,085.00	($4,892.00)	$10,193.00
JP 3 CREDIT CARD	$14,892.20	$14,664.10	$29,556.30
JP 3 E File Account	$4,115.00	$4,635.00	$8,750.00
JP 4	$9,984.18	($280.00)	$9,704.18
JP 4 CREDIT CARD	$15,937.00	$17,487.50	$33,424.50
JP 4 E File Account	$959.00	$4,399.00	$5,358.00
JPO FEE ACCOUNT	$1,044.36	($97.36)	$947.00
JUVENILE PROBATION CCARD	$0.00	$0.00	$0.00
LC VENUE PROJECT FUND	$8,338,225.73	$254,694.25	$8,592,919.98
MEDICAL EXAMINER	$0.00	$0.00	$0.00
PARKS PCT. 1 REVENUE ACCOUNT	$0.00	$0.00	$0.00
PARKS PCT. 2 REVENUE ACCOUNT	$0.00	$0.00	$0.00
PUBLIC WORKS CREDIT CARD	$7,590.00	$13,530.00	$21,120.00
RK TAC	$749.48	($417.53)	$331.95
RK TAC BEER AND LIQU	$9,295.00	$3,855.00	$13,150.00
RK TAC CERT OF TITLE	$94,406.22	$6,981.61	$101,387.83
RK TAC CHARGE CARD	$45,267.39	$27,323.43	$72,590.82
RK TAC CHECK CLEARIN	$275,047.74	$73,003.81	$348,051.55
RK TAC DPS DL RENEWAL	$565.00	($35.00)	$530.00
RK TAC EFT ACCOUNT	$435,956.49	($212,971.09)	$222,985.40
RK TAC MOTOR VEHICLE	$1,975,293.71	$254,556.71	$2,229,850.42
RK TAC OMNIBUS	$766,423.54	$436,120.95	$1,202,544.49
SHERIFF'S RECOVERED FUNDS	$12,058.00	$0.00	$12,058.00
SO FORFEITED	$288,145.49	($88,524.74)	$199,620.75
SO INMATE	$188,443.80	$52,116.13	$240,559.93
SO SEIZED FUNDS	$194,360.60	($14,640.00)	$179,720.60
SO SHERIFF	$737,930.26	($711,406.26)	$26,524.00
SPATTF FEDERAL ACCT	$0.00	$0.00	$0.00
SPATTF PROGRAM INCOM	$44,753.80	$4,913.27	$49,667.07
	$60,121,949.13	($25,139,035.88)	$34,982,913.25

Revenue Summaries Report

For Fiscal: 2022-2023 Period Ending 07/31/23

Account Summary

Lubbock County

REVENUE SUMMARIES REPORT
ACCOUNT SUMMARY JULY 2023

FOR 2023 10

		ORIGINAL ESTIM REV	REVISED EST REV	ACTUAL YTD REVENUE	ACTUAL MTD REVENUE	REMAINING REVENUE	PCT COLL
011 GENERAL FUND							
40 Tax Collections							
011 400100	CURRENT AD VALOREM TAXE	84,581,753.00	84,581,753.00	79,934,398.33	35,153.60	4,647,354.67	94.5
011 400400	PEN & INT - CURRENT LEV	346,785.00	346,785.00	332,786.75	33,041.01	13,998.25	96.0
011 400500	DELIQ TAXES - PRIOR YEA	515,949.00	515,949.00	227,431.67	14,826.12	288,517.33	44.1
011 400600	PEN & INT - PRIOR YEARS	262,203.00	262,203.00	217,285.05	6,777.41	44,917.95	82.9
011 401000	COUNTY SALES & USE TAX	35,692,533.00	35,692,533.00	23,658,389.21	2,912,864.97	12,034,143.79	66.3
TOTAL Tax Collections		121,399,223.00	121,399,223.00	104,370,291.01	3,002,663.11	17,028,931.99	86.0%
41 Licenses/Permits							
011 410100	COUNTY CLERK	63,599.00	63,599.00	51,503.20	4,859.50	12,095.80	81.0
011 410200	BEER & LIQUOR PERMITS	130,820.00	130,820.00	68,567.50	9,295.00	62,252.50	52.4
TOTAL Licenses/Permits		194,419.00	194,419.00	120,070.70	14,154.50	74,348.30	61.8%
42 Intergovernmental							
011 420100	GRANT REVENUE	.00	18,930.00	18,929.54	.00	.46	100.0
011 420210	STATE MIXED DRINK TAX	1,752,468.00	1,752,468.00	1,308,383.42	167,649.18	444,084.58	74.7
011 420500	BINGO TAX PROCEEDS	243,273.00	243,273.00	169,132.45	55,950.54	74,140.55	69.5
011 420900	STATE - COUNTY COURTS	284,045.00	284,045.00	209,150.00	.00	74,895.00	73.6
011 421210	STRADUS A/G CHILD SUPPO	1,300.00	1,300.00	971.02	181.30	328.98	74.7
011 422020	INTER LOCAL AGREEMENT-C	582,265.00	582,265.00	438,453.96	.00	143,811.04	75.3
011 424800	GRANT ADMINISTRATION RE	2,500.00	2,500.00	1,052.90	112.44	1,447.10	42.1
011 425000	INDIGENT DEFENSE GRANT	255,056.00	255,056.00	185,672.25	.00	69,383.75	72.8
TOTAL Intergovernmental		3,120,907.00	3,139,837.00	2,331,745.54	223,893.46	808,091.46	74.3%
43 Fees							
011 430200	COUNTY JUDGE	8,664.00	8,664.00	6,206.00	534.00	2,458.00	71.6

REVENUE SUMMARIES REPORT

ACCOUNT SUMMARY JULY 2023

FOR 2023 10

		ORIGINAL ESTIM REV	REVISED EST REV	ACTUAL YTD REVENUE	ACTUAL MTD REVENUE	REMAINING REVENUE	PCT COLL
011 430300	COUNTY CLERK	1,731,871.00	1,731,871.00	1,056,539.03	110,430.62	675,331.97	61.0
011 430520	J.E.P.J. FEES	4,712.00	4,712.00	.00	.00	4,712.00	.0
011 430600	VRED - TAPE	150.00	150.00	47.46	15.00	102.54	31.6
011 430700	TRAFFIC	5,880.00	5,880.00	4,175.13	348.16	1,704.87	71.0
011 430800	CHILD SAFETY - CS	1,039.00	1,039.00	1,168.13	22.68	-129.13	112.4
011 431000	TAX ASSESSOR/COLLECTOR	41,404.00	41,404.00	25,250.00	9,265.00	16,154.00	61.0
011 431100	TAX OFFICE DPS DL RENEW	5,000.00	5,000.00	4,980.00	615.00	20.00	99.6
011 431500	INDIGENT DEFENSE FEE	150.00	150.00	66.19	.00	83.81	44.1
011 431600	JURY FEE COUNTY	1,109.00	1,109.00	1,028.26	97.16	80.74	92.7
011 432200	PASSPORT FEE - DIST CLE	30,000.00	30,000.00	24,675.00	3,360.00	5,325.00	82.3
011 432300	DISTRICT CLERK FEES	398,271.00	398,271.00	273,665.70	39,844.49	124,621.30	68.7
011 432500	PROSECUTOR'S FEES	6,787.00	6,787.00	8,734.85	822.23	-1,947.85	128.7
011 433100	JP PRECINCT 1	42,450.00	42,450.00	38,248.06	3,126.40	4,201.94	90.1
011 433200	JP PRECINCT 2	42,570.00	42,570.00	46,013.35	4,022.15	-3,443.35	108.1
011 433300	JP PRECINCT 3	55,750.00	55,750.00	64,092.59	6,337.42	-8,342.59	115.0
011 433400	JP PRECINCT 4	26,000.00	26,000.00	32,273.09	3,919.76	-6,273.09	124.1
011 434000	DISTRICT ATTORNEY	850.00	850.00	715.78	72.12	134.22	84.2
011 434500	MEDICAL EXAMINER	.00	.00	265.00	.00	-265.00	100.0
011 434600	SHERIFF	300,000.00	300,000.00	273,329.42	54,109.17	26,870.58	91.0
011 434800	CONSTABLES	397,671.00	397,671.00	523,060.00	63,240.00	-125,389.00	131.5
011 435000	DEFENSIVE DRIVING FEE	4,700.00	4,700.00	7,180.76	290.00	-2,480.76	152.8
011 435100	SS FEE-INMATE	10,000.00	10,000.00	6,600.00	200.00	3,400.00	66.0
011 435200	ISSUED WARRANT EXECUTIO	30,000.00	30,000.00	23,100.41	2,195.75	6,899.59	77.0
011 435300	ARREST FEES - COUNTY	8,000.00	8,000.00	6,700.29	548.93	1,299.71	83.8
011 435410	FAMILY PROTECTION FEE	2,000.00	2,000.00	8.24	.00	1,991.76	.4
011 435600	COURT INITIATED GUARDIA	35,000.00	35,000.00	26,340.00	1,650.00	8,660.00	75.3
011 436000	CMIT FINE COMMISSION	200.00	200.00	.00	.00	200.00	.0
011 436100	CMI FINE COMMISSION	1.00	1.00	.03	.00	.97	3.0
011 436200	BAT COMMISSIONS	5.00	5.00	.00	.00	5.00	.0
011 437400	VITAL STATISTICS PRESER	5,221.00	5,221.00	4,246.00	458.00	975.00	81.3
TOTAL Fees		3,195,455.00	3,195,455.00	2,458,708.77	305,524.04	736,962.23	76.9%

44 Commissions

011 440100	MOTOR VEHICLE SALES TAX	3,311,337.00	3,311,337.00	4,191,989.35	.00	-880,652.35	126.6
011 440200	CERTIFICATE OF TITLE CO	408,110.00	408,110.00	309,985.00	35,375.00	98,125.00	76.0
011 440300	MOTOR VEHICLE COMMISSIO	617,613.00	617,613.00	581,366.85	58,508.65	36,246.15	94.1
011 440500	(CVC) COMP TO VICTIMS O	111.00	111.00	20.96	.00	90.04	18.9
011 440600	LEOA COMMISSION	1.00	1.00	.30	.00	.70	30.0
011 440800	BEER & LIQUOR COMMISSIO	800.00	800.00	430.00	.00	370.00	53.8
011 441100	CJC COMMISSION	10.00	10.00	6.00	.00	4.00	60.0

REVENUE SUMMARIES REPORT
ACCOUNT SUMMARY JULY 2023

FOR 2023 10

		ORIGINAL ESTIM REV	REVISED EST REV	ACTUAL YTD REVENUE	ACTUAL MTD REVENUE	REMAINING REVENUE	PCT COLL
011 441200	JCPT COMMISSION	5.00	5.00	.82	.00	4.18	16.4
011 441400	JPD COMM	100.00	100.00	211.37	.00	-111.37	211.4
011 441600	ARREST FEES - COMM	8,834.00	8,834.00	4,779.64	.00	4,054.36	54.1
011 441700	LEMI COMMISSION	1.00	1.00	.15	.00	.85	15.0
011 441800	CRIMESTOPPERS-COMM	1.00	1.00	.60	.00	.40	60.0
011 442000	GENERAL REVENUE COMM GR	1.00	1.00	.00	.00	1.00	.0
011 442200	DNA TESTING FEE	75.00	75.00	17.22	.00	57.78	23.0
011 442400	SEPTIC INSPECTION	129,200.00	129,200.00	111,630.00	13,950.00	17,570.00	86.4
011 442500	FLSI COMM	2,000.00	2,000.00	34.15	.00	1,965.85	1.7
011 442600	FA COMM	25.00	25.00	8.35	.00	16.65	33.4
011 442700	CCC COMM	150.00	150.00	13.97	.00	136.03	9.3
011 442800	JCD COMM	1.00	1.00	.08	.00	.92	8.0
011 442900	TP COMM (40%)	1,800.00	1,800.00	696.81	.00	1,103.19	38.7
011 443000	JE COMM (10%)	2,700.00	2,700.00	1,045.21	.00	1,654.79	38.7
011 443500	NEW CCC COMM	6,134.00	6,134.00	1,970.04	.00	4,163.96	32.1
011 443600	EMS TRAUMA FUND COMM	1,920.00	1,920.00	1,650.24	.00	269.76	86.0
011 444000	STF COMM	147.00	147.00	85.32	.00	61.68	58.0
011 444100	STF_COMM	3,500.00	3,500.00	2,465.63	.00	1,034.37	70.4
011 444200	DNA (CS)	50.00	50.00	3.08	.00	46.92	6.2
011 444300	CIVIL DATA JUSTICE FEE	5.00	5.00	1.12	.00	3.88	22.4
011 444500	BAIL BOND FEE COMM	5,756.00	5,756.00	3,163.50	.00	2,592.50	55.0
011 444600	COMM DC JUDICIAL FUND	518.00	518.00	204.92	.00	313.08	39.6
011 444700	JURY REIMBURSEMENT FEE	252.00	252.00	137.09	.00	114.91	54.4
011 445000	TIME PAYMENT - COUNTY	14,000.00	14,000.00	15,241.93	1,614.52	-1,241.93	108.9
011 445400	CCC STATE COMM	35,484.00	35,484.00	25,431.84	.00	10,052.16	71.7
011 445500	Intoxicated Driver Comm	.00	.00	146.70	.00	-146.70	100.0
	TOTAL Commissions	4,550,641.00	4,550,641.00	5,252,738.24	109,448.17	-702,097.24	115.4%
	45 Charges for Services						
011 450200	JURY FEES	31,771.00	31,771.00	39,676.67	3,832.71	-7,905.67	124.9
011 450400	BOARD BILLS - INMATE	2,055,155.00	2,055,155.00	660,225.00	61,125.00	1,394,930.00	32.1
011 452100	COURT REPORTER FEES	87,629.00	87,629.00	99,964.96	9,606.98	-12,335.96	114.1
011 455000	SCAAP- JAIL	.00	.00	61,886.00	.00	-61,886.00	100.0
	TOTAL Charges for Services	2,174,555.00	2,174,555.00	861,752.63	74,564.69	1,312,802.37	39.6%
	46 Fines/Forfeitures						
011 460100	JP PRECINCT 1	156,306.00	156,306.00	110,242.05	8,824.96	46,063.95	70.5

REVENUE SUMMARIES REPORT
ACCOUNT SUMMARY JULY 2023

FOR 2023 10

		ORIGINAL ESTIM REV	REVISED EST REV	ACTUAL YTD REVENUE	ACTUAL MTD REVENUE	REMAINING REVENUE	PCT COLL
011 460200	JP PRECINCT 2	40,596.00	40,596.00	36,725.98	2,832.26	3,870.02	90.5
011 460300	JP PRECINCT 3	62,434.00	62,434.00	30,664.70	2,912.63	31,769.30	49.1
011 460400	JP PRECINCT 4	161,939.00	161,939.00	84,683.67	6,888.27	77,255.33	52.3
011 460800	COUNTY COURT AT LAW 1	2,130.00	2,130.00	388.10	.00	1,741.90	18.2
011 460900	COUNTY COURT AT LAW 2	2,000.00	2,000.00	760.10	34.29	1,239.90	38.0
011 461100	DISTRICT CLERK FINES	11,768.00	11,768.00	8,211.21	617.49	3,556.79	69.8
011 461210	FORFEITURES	67,519.00	67,519.00	170,432.21	15,408.07	-102,913.21	252.4
TOTAL Fines/Forfeitures		504,692.00	504,692.00	442,108.02	37,517.97	62,583.98	87.6%
47 Interest							
011 470000	INTEREST INCOME	197,197.00	197,197.00	1,851,662.93	93,853.36	-1,654,465.93	939.0
TOTAL Interest		197,197.00	197,197.00	1,851,662.93	93,853.36	-1,654,465.93	939.0%
48 Other Revenue							
011 480200	RENTALS-BUILDINGS	452,970.00	452,970.00	377,527.49	43,709.28	75,442.51	83.3
011 480300	PARKING LOTS	54,643.00	54,643.00	47,726.00	5,272.00	6,917.00	87.3
011 480510	DISPOSAL OF PROPERTY	50,000.00	50,000.00	7,182.82	1,288.80	42,817.18	14.4
011 480600	INSURANCE REIMBURSEMENT	50,000.00	50,000.00	26,118.29	26,118.29	23,881.71	52.2
011 480700	JURY REIMBURSEMENTS FRO	73,707.00	73,707.00	39,338.00	.00	34,369.00	53.4
011 481100	REIMBURSEMENTS-TELETYPE	1,000.00	1,000.00	858.00	104.00	142.00	85.8
011 481300	REFUND - ATTORNEY FEES	50,000.00	50,000.00	24,456.04	1,716.73	25,543.96	48.9
011 481500	OTHER REFUNDS/REIMBURSE	50,000.00	50,000.00	.00	.00	50,000.00	.0
011 481710	PAY PHONE COMMISSION	835,000.00	835,000.00	604,474.09	62,246.84	230,525.91	72.4
011 482600	ELECTION REVENUES	100.00	100.00	6.00	.00	94.00	6.0
011 483000	INTEREST-LCAD	19,216.00	19,216.00	8,051.35	181.28	11,164.65	41.9
011 484200	REIMB-INMATE TRANSPORTA	40,992.00	40,992.00	13,703.25	686.00	27,288.75	33.4
011 485000	GAIN/LOSS SALE OF INVES	.00	.00	3,025,598.04	.00	-3,025,598.04	100.0
011 489900	OTHER REVENUE	500,000.00	500,000.00	524,916.60	13,573.89	-24,916.60	105.0
TOTAL Other Revenue		2,177,628.00	2,177,628.00	4,699,955.97	154,897.11	-2,522,327.97	215.8%
73 Draws							
011 736100	DRAW FROM RESERVES	2,141,660.00	2,141,660.00	.00	.00	2,141,660.00	.0

REVENUE SUMMARIES REPORT
ACCOUNT SUMMARY JULY 2023

FOR 2023 10

	ORIGINAL ESTIM REV	REVISED EST REV	ACTUAL YTD REVENUE	ACTUAL MTD REVENUE	REMAINING REVENUE	PCT COLL
TOTAL Draws	2,141,660.00	2,141,660.00	.00	.00	2,141,660.00	.0%
80 Transfers						
011 804100 XFER FROM PERMIMPROVE	.00	520,000.00	.00	.00	520,000.00	.0
011 840300 XFER FROM WORKERS COMP	2,900,000.00	2,900,000.00	.00	.00	2,900,000.00	.0
TOTAL Transfers	2,900,000.00	3,420,000.00	.00	.00	3,420,000.00	.0%
TOTAL GENERAL FUND	142,556,377.00	143,095,307.00	122,389,033.81	4,016,516.41	20,706,489.19	85.5%
TOTAL REVENUES	142,556,377.00	143,095,307.00	122,389,033.81	4,016,516.41	20,706,489.19	
020 CONSOLIDATED ROAD AND BRIDGE						
42 Intergovernmental						
020 420408 STATE-LATERAL ROADS	52,500.00	52,500.00	51,963.50	.00	536.50	99.0
020 420700 AUTOMOBILE REGISTRATION	360,000.00	360,000.00	360,000.00	.00	.00	100.0
TOTAL Intergovernmental	412,500.00	412,500.00	411,963.50	.00	536.50	99.9%
45 Charges for Services						
020 451800 SUBDIVISION PLAT FEE	10,000.00	10,000.00	15,900.00	.00	-5,900.00	159.0
020 452000 VEHICLE REG.- SPECIAL F	2,600,000.00	2,600,000.00	2,214,520.00	224,250.00	385,480.00	85.2
020 452200 GROSS WEIGHT FEE	147,000.00	147,000.00	60,420.98	.00	86,579.02	41.1
TOTAL Charges for Services	2,757,000.00	2,757,000.00	2,290,840.98	224,250.00	466,159.02	83.1%
47 Interest						
020 470000 INTEREST INCOME	10,000.00	10,000.00	205,207.21	8,470.83	-195,207.21	2052.1
TOTAL Interest	10,000.00	10,000.00	205,207.21	8,470.83	-195,207.21	2052.1%
48 Other Revenue						

REVENUE SUMMARIES REPORT
ACCOUNT SUMMARY JULY 2023

FOR 2023 10

		ORIGINAL ESTIM REV	REVISED EST REV	ACTUAL YTD REVENUE	ACTUAL MTD REVENUE	REMAINING REVENUE	PCT COLL
020 480510	DISPOSAL OF PROPERTY	362,500.00	362,500.00	230,359.10	61,988.45	132,140.90	63.5
020 489900	OTHER REVENUE	10,000.00	10,000.00	3,140.35	.00	6,859.65	31.4
TOTAL Other Revenue		372,500.00	372,500.00	233,499.45	61,988.45	139,000.55	62.7%
73 Draws							
020 736100	DRAW FROM RESERVES	800,000.00	800,000.00	.00	.00	800,000.00	.0
TOTAL Draws		800,000.00	800,000.00	.00	.00	800,000.00	.0%
80 Transfers							
020 801100	XFER FROM GENERAL FUND	8,200,104.00	8,341,204.00	8,341,204.00	.00	.00	100.0
020 803100	XFER FROM PREC. NO.1 PA	58,484.00	58,484.00	58,484.00	.00	.00	100.0
020 803300	XFER FROM PCT 3 PARK	58,484.00	58,484.00	58,484.00	.00	.00	100.0
020 803400	XFER FROM PCT 4 PARK	58,484.00	58,484.00	58,484.00	.00	.00	100.0
020 810600	XFER FROM ARPA	4,000,000.00	4,000,000.00	4,000,000.00	.00	.00	100.0
TOTAL Transfers		12,375,556.00	12,516,656.00	12,516,656.00	.00	.00	100.0%
TOTAL CONSOLIDATED ROAD AND BR		16,727,556.00	16,868,656.00	15,658,167.14	294,709.28	1,210,488.86	92.8%
TOTAL REVENUES		16,727,556.00	16,868,656.00	15,658,167.14	294,709.28	1,210,488.86	
031 PRECINCT 1 PARK							
40 Tax Collections							
031 400100	CURRENT AD VALOREM TAXE	134,643.00	134,643.00	132,157.18	58.12	2,485.82	98.2
031 400400	PEN & INT - CURRENT LEV	552.00	552.00	550.19	54.62	1.81	99.7
031 400500	DELIQ TAXES - PRIOR YEA	821.00	821.00	358.01	23.34	462.99	43.6
031 400600	PEN & INT - PRIOR YEARS	417.00	417.00	341.99	10.67	75.01	82.0
TOTAL Tax Collections		136,433.00	136,433.00	133,407.37	146.75	3,025.63	97.8%
47 Interest							
031 470000	INTEREST INCOME	2,500.00	2,500.00	16,972.67	666.69	-14,472.67	678.9

REVENUE SUMMARIES REPORT
ACCOUNT SUMMARY JULY 2023

FOR 2023 10

	ORIGINAL ESTIM REV	REVISED EST REV	ACTUAL YTD REVENUE	ACTUAL MTD REVENUE	REMAINING REVENUE	PCT COLL
TOTAL Interest	2,500.00	2,500.00	16,972.67	666.69	-14,472.67	678.9%
48 Other Revenue						
031 481600 CONTRIBUTIONS	16,000.00	16,000.00	8,100.00	900.00	7,900.00	50.6
TOTAL Other Revenue	16,000.00	16,000.00	8,100.00	900.00	7,900.00	50.6%
73 Draws						
031 736100 DRAW FROM RESERVES	47,811.00	47,811.00	.00	.00	47,811.00	.0
TOTAL Draws	47,811.00	47,811.00	.00	.00	47,811.00	.0%
TOTAL PRECINCT 1 PARK	202,744.00	202,744.00	158,480.04	1,713.44	44,263.96	78.2%
TOTAL REVENUES	202,744.00	202,744.00	158,480.04	1,713.44	44,263.96	
032 SLATON/ROOSEVELT PARK						
40 Tax Collections						
032 400100 CURRENT AD VALOREM TAXE	134,643.00	134,643.00	132,157.18	58.12	2,485.82	98.2
032 400400 PEN & INT - CURRENT LEV	552.00	552.00	550.19	54.62	1.81	99.7
032 400500 DELIQ TAXES - PRIOR YEA	821.00	821.00	358.01	23.34	462.99	43.6
032 400600 PEN & INT - PRIOR YEARS	417.00	417.00	341.99	10.67	75.01	82.0
TOTAL Tax Collections	136,433.00	136,433.00	133,407.37	146.75	3,025.63	97.8%
47 Interest						
032 470000 INTEREST INCOME	750.00	750.00	3,501.10	142.22	-2,751.10	466.8
TOTAL Interest	750.00	750.00	3,501.10	142.22	-2,751.10	466.8%
48 Other Revenue						
032 481600 CONTRIBUTIONS	8,000.00	8,000.00	7,125.00	1,150.00	875.00	89.1

REVENUE SUMMARIES REPORT
ACCOUNT SUMMARY JULY 2023

FOR 2023 10

	ORIGINAL ESTIM REV	REVISED EST REV	ACTUAL YTD REVENUE	ACTUAL MTD REVENUE	REMAINING REVENUE	PCT COLL
TOTAL Other Revenue	8,000.00	8,000.00	7,125.00	1,150.00	875.00	89.1%
TOTAL SLATON/ROOSEVELT PARK	145,183.00	145,183.00	144,033.47	1,438.97	1,149.53	99.2%
TOTAL REVENUES	145,183.00	145,183.00	144,033.47	1,438.97	1,149.53	
033 IDALOU/NEW DEAL PARK						
40 Tax Collections						
033 400100 CURRENT AD VALOREM TAXE	134,643.00	134,643.00	132,157.18	58.12	2,485.82	98.2
033 400400 PEN & INT - CURRENT LEV	552.00	552.00	550.19	54.62	1.81	99.7
033 400500 DELIQ TAXES - PRIOR YEA	821.00	821.00	358.01	23.34	462.99	43.6
033 400600 PEN & INT - PRIOR YEARS	417.00	417.00	341.99	10.67	75.01	82.0
TOTAL Tax Collections	136,433.00	136,433.00	133,407.37	146.75	3,025.63	97.8%
47 Interest						
033 470000 INTEREST INCOME	1,000.00	1,000.00	9,157.46	336.66	-8,157.46	915.7
TOTAL Interest	1,000.00	1,000.00	9,157.46	336.66	-8,157.46	915.7%
48 Other Revenue						
033 481600 CONTRIBUTIONS	6,200.00	6,200.00	7,500.00	1,300.00	-1,300.00	121.0
TOTAL Other Revenue	6,200.00	6,200.00	7,500.00	1,300.00	-1,300.00	121.0%
73 Draws						
033 736100 DRAW FROM RESERVES	20,399.00	20,399.00	.00	.00	20,399.00	.0
TOTAL Draws	20,399.00	20,399.00	.00	.00	20,399.00	.0%
TOTAL IDALOU/NEW DEAL PARK	164,032.00	164,032.00	150,064.83	1,783.41	13,967.17	91.5%
TOTAL REVENUES	164,032.00	164,032.00	150,064.83	1,783.41	13,967.17	

REVENUE SUMMARIES REPORT
ACCOUNT SUMMARY JULY 2023

FOR 2023 10

	ORIGINAL ESTIM REV	REVISED EST REV	ACTUAL YTD REVENUE	ACTUAL MTD REVENUE	REMAINING REVENUE	PCT COLL
034 SHALLOWATER PARK						
40 Tax Collections						
034 400100 CURRENT AD VALOREM TAXE	134,643.00	134,643.00	132,157.18	58.12	2,485.82	98.2
034 400400 PEN & INT - CURRENT LEV	552.00	552.00	550.19	54.62	1.81	99.7
034 400500 DELIQ TAXES - PRIOR YEA	821.00	821.00	358.01	23.34	462.99	43.6
034 400600 PEN & INT - PRIOR YEARS	417.00	417.00	341.99	10.67	75.01	82.0
TOTAL Tax Collections	136,433.00	136,433.00	133,407.37	146.75	3,025.63	97.8%
47 Interest						
034 470000 INTEREST INCOME	1,000.00	1,000.00	10,666.64	432.72	-9,666.64	1066.7
TOTAL Interest	1,000.00	1,000.00	10,666.64	432.72	-9,666.64	1066.7%
48 Other Revenue						
034 481600 CONTRIBUTIONS	2,250.00	2,250.00	6,351.00	1,475.00	-4,101.00	282.3
TOTAL Other Revenue	2,250.00	2,250.00	6,351.00	1,475.00	-4,101.00	282.3%
73 Draws						
034 736100 DRAW FROM RESERVES	59,948.00	59,948.00	.00	.00	59,948.00	.0
TOTAL Draws	59,948.00	59,948.00	.00	.00	59,948.00	.0%
TOTAL SHALLOWATER PARK	199,631.00	199,631.00	150,425.01	2,054.47	49,205.99	75.4%
TOTAL REVENUES	199,631.00	199,631.00	150,425.01	2,054.47	49,205.99	
041 PERMANENT IMPROVEMENT						
041 485800 OTHER SOURCE FND LEASE	.00	.00	-9,710,452.00	.00	9,710,452.00	100.0

REVENUE SUMMARIES REPORT
ACCOUNT SUMMARY JULY 2023

FOR 2023 10

		ORIGINAL ESTIM REV	REVISED EST REV	ACTUAL YTD REVENUE	ACTUAL MTD REVENUE	REMAINING REVENUE	PCT COLL
TOTAL UNDEFINED CHAR		.00	.00	-9,710,452.00	.00	9,710,452.00	100.0%
40 Tax Collections							
041 400100	CURRENT AD VALOREM TAXE	2,691,734.00	2,691,734.00	2,643,140.86	1,162.40	48,593.14	98.2
041 400400	PEN & INT - CURRENT LEV	11,036.00	11,036.00	11,004.04	1,092.55	31.96	99.7
041 400500	DELIQ TAXES - PRIOR YEA	16,420.00	16,420.00	7,159.70	466.73	9,260.30	43.6
041 400600	PEN & INT - PRIOR YEARS	8,344.00	8,344.00	6,840.25	213.36	1,503.75	82.0
TOTAL Tax Collections		2,727,534.00	2,727,534.00	2,668,144.85	2,935.04	59,389.15	97.8%
47 Interest							
041 470000	INTEREST INCOME	35,000.00	35,000.00	207,313.56	7,792.45	-172,313.56	592.3
TOTAL Interest		35,000.00	35,000.00	207,313.56	7,792.45	-172,313.56	592.3%
48 Other Revenue							
041 483500	CRTC LEASE	483,732.00	483,732.00	403,110.00	40,311.00	80,622.00	83.3
TOTAL Other Revenue		483,732.00	483,732.00	403,110.00	40,311.00	80,622.00	83.3%
73 Draws							
041 736100	DRAW FROM RESERVES	2,762,883.00	2,762,883.00	.00	.00	2,762,883.00	.0
TOTAL Draws		2,762,883.00	2,762,883.00	.00	.00	2,762,883.00	.0%
80 Transfers							
041 801100	XFER FROM GENERAL FUND	.00	718,009.00	318,562.00	.00	399,447.00	44.4
041 805100	XFER FROM LCJJC	3,610,000.00	3,858,074.00	3,858,074.00	.00	.00	100.0

REVENUE SUMMARIES REPORT
ACCOUNT SUMMARY JULY 2023

FOR 2023 10

	ORIGINAL ESTIM REV	REVISED EST REV	ACTUAL YTD REVENUE	ACTUAL MTD REVENUE	REMAINING REVENUE	PCT COLL
041 810600 XFER FROM ARPA	.00	2,200,000.00	.00	.00	2,200,000.00	.0
TOTAL Transfers	3,610,000.00	6,776,083.00	4,176,636.00	.00	2,599,447.00	61.6%
TOTAL PERMANENT IMPROVEMENT	9,619,149.00	12,785,232.00	-2,255,247.59	51,038.49	15,040,479.59	-17.6%
TOTAL REVENUES	9,619,149.00	12,785,232.00	-2,255,247.59	51,038.49	15,040,479.59	
043 LCETRZ NO1 TAX INCREMENT FUND						
47 Interest						
043 470000 INTEREST INCOME	1,000.00	1,000.00	6,212.73	240.94	-5,212.73	621.3
TOTAL Interest	1,000.00	1,000.00	6,212.73	240.94	-5,212.73	621.3%
80 Transfers						
043 801100 XFER FROM GENERAL FUND	190,000.00	190,000.00	.00	.00	190,000.00	.0
TOTAL Transfers	190,000.00	190,000.00	.00	.00	190,000.00	.0%
TOTAL LCETRZ NO1 TAX INCREMENT	191,000.00	191,000.00	6,212.73	240.94	184,787.27	3.3%
TOTAL REVENUES	191,000.00	191,000.00	6,212.73	240.94	184,787.27	
046 TJJD (P) JJAEP GRANT						
42 Intergovernmental						
046 420390 TJJD-P JJAEP GRANT REVE	80,000.00	80,000.00	18,234.50	.00	61,765.50	22.8
TOTAL Intergovernmental	80,000.00	80,000.00	18,234.50	.00	61,765.50	22.8%
TOTAL TJJD (P) JJAEP GRANT	80,000.00	80,000.00	18,234.50	.00	61,765.50	22.8%
TOTAL REVENUES	80,000.00	80,000.00	18,234.50	.00	61,765.50	
047 TJJD TJJD DSA RISK & NEEDS ASS						
42 Intergovernmental						

REVENUE SUMMARIES REPORT
ACCOUNT SUMMARY JULY 2023

FOR 2023 10

	ORIGINAL ESTIM REV	REVISED EST REV	ACTUAL YTD REVENUE	ACTUAL MTD REVENUE	REMAINING REVENUE	PCT COLL
047 420170 TJJD (R) GRANT REVENUE	15,628.00	15,628.00	13,433.68	.00	2,194.32	86.0
TOTAL Intergovernmental	15,628.00	15,628.00	13,433.68	.00	2,194.32	86.0%
TOTAL TJJD TJJD DSA RISK & NEE	15,628.00	15,628.00	13,433.68	.00	2,194.32	86.0%
TOTAL REVENUES	15,628.00	15,628.00	13,433.68	.00	2,194.32	
048 TJJD DSA RESIDENTIAL PROJECTS						
42 Intergovernmental						
048 427030 TJJD GRANT REVENUE	.00	127,520.00	116,897.00	10,627.00	10,623.00	91.7
TOTAL Intergovernmental	.00	127,520.00	116,897.00	10,627.00	10,623.00	91.7%
TOTAL TJJD DSA RESIDENTIAL PRO	.00	127,520.00	116,897.00	10,627.00	10,623.00	91.7%
TOTAL REVENUES	.00	127,520.00	116,897.00	10,627.00	10,623.00	
049 TJJD DSA PREVENT/INTERVENTION						
42 Intergovernmental						
049 424900 TJPC-S GRANT REVENUE	.00	66,000.00	66,000.00	5,500.00	.00	100.0
TOTAL Intergovernmental	.00	66,000.00	66,000.00	5,500.00	.00	100.0%
TOTAL TJJD DSA PREVENT/INTERVE	.00	66,000.00	66,000.00	5,500.00	.00	100.0%
TOTAL REVENUES	.00	66,000.00	66,000.00	5,500.00	.00	
050 JUVENILE STAR PROGRAM						
42 Intergovernmental						
050 424000 STAR PROGRAM-JUVENILE	425,000.00	425,000.00	425,000.00	.00	.00	100.0

REVENUE SUMMARIES REPORT
ACCOUNT SUMMARY JULY 2023

FOR 2023 10

	ORIGINAL ESTIM REV	REVISED EST REV	ACTUAL YTD REVENUE	ACTUAL MTD REVENUE	REMAINING REVENUE	PCT COLL
TOTAL Intergovernmental	425,000.00	425,000.00	425,000.00	.00	.00	100.0%
48 Other Revenue						
050 489900 OTHER REVENUE	1,895.00	1,895.00	.00	.00	1,895.00	.0
TOTAL Other Revenue	1,895.00	1,895.00	.00	.00	1,895.00	.0%
80 Transfers						
050 805100 XFER FROM LCJJC	198,595.00	198,595.00	175,000.00	.00	23,595.00	88.1
050 805400 XFER FRM TJPC JUV COMM	36,005.00	.00	.00	.00	.00	.0
TOTAL Transfers	234,600.00	198,595.00	175,000.00	.00	23,595.00	88.1%
TOTAL JUVENILE STAR PROGRAM	661,495.00	625,490.00	600,000.00	.00	25,490.00	95.9%
TOTAL REVENUES	661,495.00	625,490.00	600,000.00	.00	25,490.00	
051 JUVENILE PROBATION						
45 Charges for Services						
051 451900 JUVENILE PROBATION FEES	5,000.00	5,000.00	5,741.00	1,111.00	-741.00	114.8
TOTAL Charges for Services	5,000.00	5,000.00	5,741.00	1,111.00	-741.00	114.8%
47 Interest						
051 470000 INTEREST INCOME	10,000.00	10,000.00	198,694.11	8,109.13	-188,694.11	1986.9
TOTAL Interest	10,000.00	10,000.00	198,694.11	8,109.13	-188,694.11	1986.9%
48 Other Revenue						
051 489900 OTHER REVENUE	2,000.00	2,000.00	947.30	115.18	1,052.70	47.4

REVENUE SUMMARIES REPORT
ACCOUNT SUMMARY JULY 2023

FOR 2023 10

	ORIGINAL ESTIM REV	REVISED EST REV	ACTUAL YTD REVENUE	ACTUAL MTD REVENUE	REMAINING REVENUE	PCT COLL
TOTAL Other Revenue	2,000.00	2,000.00	947.30	115.18	1,052.70	47.4%
73 Draws						
051 736100 DRAW FROM RESERVES	3,610,000.00	3,610,000.00	.00	.00	3,610,000.00	.0
TOTAL Draws	3,610,000.00	3,610,000.00	.00	.00	3,610,000.00	.0%
80 Transfers						
051 801100 XFER FROM GENERAL FUND	8,458,221.00	8,458,221.00	7,048,517.50	704,851.75	1,409,703.50	83.3
TOTAL Transfers	8,458,221.00	8,458,221.00	7,048,517.50	704,851.75	1,409,703.50	83.3%
TOTAL JUVENILE PROBATION	12,085,221.00	12,085,221.00	7,253,899.91	714,187.06	4,831,321.09	60.0%
TOTAL REVENUES	12,085,221.00	12,085,221.00	7,253,899.91	714,187.06	4,831,321.09	
054 TJJD (A) JUV PROB COMM GRANT						
42 Intergovernmental						
054 421500 TJPC-A STATE AID	1,665,568.00	1,665,568.00	1,795,384.16	680,183.00	-129,816.16	107.8
TOTAL Intergovernmental	1,665,568.00	1,665,568.00	1,795,384.16	680,183.00	-129,816.16	107.8%
80 Transfers						
054 805100 XFER FROM LCJJC	536,010.00	536,010.00	.00	.00	536,010.00	.0
TOTAL Transfers	536,010.00	536,010.00	.00	.00	536,010.00	.0%
TOTAL TJJD (A) JUV PROB COMM G	2,201,578.00	2,201,578.00	1,795,384.16	680,183.00	406,193.84	81.5%
TOTAL REVENUES	2,201,578.00	2,201,578.00	1,795,384.16	680,183.00	406,193.84	
055 JUVENILE DETENTION						
42 Intergovernmental						

REVENUE SUMMARIES REPORT
ACCOUNT SUMMARY JULY 2023

FOR 2023 10

	ORIGINAL ESTIM REV	REVISED EST REV	ACTUAL YTD REVENUE	ACTUAL MTD REVENUE	REMAINING REVENUE	PCT COLL
055 420100 GRANT REVENUE	.00	.00	179,278.00	179,278.00	-179,278.00	100.0
TOTAL Intergovernmental	.00	.00	179,278.00	179,278.00	-179,278.00	100.0%
45 Charges for Services						
055 451300 CONTRACTSERV-OTHER COUN	550,000.00	550,000.00	911,930.00	71,440.00	-361,930.00	165.8
TOTAL Charges for Services	550,000.00	550,000.00	911,930.00	71,440.00	-361,930.00	165.8%
80 Transfers						
055 805100 XFER FROM LCJJC	4,882,696.00	4,882,696.00	1,008,964.34	.00	3,873,731.66	20.7
TOTAL Transfers	4,882,696.00	4,882,696.00	1,008,964.34	.00	3,873,731.66	20.7%
TOTAL JUVENILE DETENTION	5,432,696.00	5,432,696.00	2,100,172.34	250,718.00	3,332,523.66	38.7%
TOTAL REVENUES	5,432,696.00	5,432,696.00	2,100,172.34	250,718.00	3,332,523.66	
057 JUVENILE FOOD SERVICE						
42 Intergovernmental						
057 420100 GRANT REVENUE	.00	6,591.00	6,591.47	.00	-.47	100.0
057 426600 DHS SCHOOL MEAL PROGRAM	150,000.00	150,000.00	146,543.44	14,360.88	3,456.56	97.7
057 426700 DHS COMMODITIES PROGRAM	7,449.00	7,449.00	13,398.51	.00	-5,949.51	179.9
TOTAL Intergovernmental	157,449.00	164,040.00	166,533.42	14,360.88	-2,493.42	101.5%
48 Other Revenue						
057 489900 OTHER REVENUE	6,405.00	6,405.00	.00	.00	6,405.00	.0
TOTAL Other Revenue	6,405.00	6,405.00	.00	.00	6,405.00	.0%

REVENUE SUMMARIES REPORT
ACCOUNT SUMMARY JULY 2023

FOR 2023 10

	ORIGINAL ESTIM REV	REVISED EST REV	ACTUAL YTD REVENUE	ACTUAL MTD REVENUE	REMAINING REVENUE	PCT COLL
80 Transfers						
057 805100 XFER FROM LCJJC	255,242.00	255,242.00	73,859.23	.00	181,382.77	28.9
TOTAL Transfers	255,242.00	255,242.00	73,859.23	.00	181,382.77	28.9%
TOTAL JUVENILE FOOD SERVICE	419,096.00	425,687.00	240,392.65	14,360.88	185,294.35	56.5%
TOTAL REVENUES	419,096.00	425,687.00	240,392.65	14,360.88	185,294.35	
064 TJJD (E) TITLE IV E GRANT						
42 Intergovernmental						
064 420380 TITLE IV-E TJPC (E)	98,000.00	.00	3,118.91	.00	-3,118.91	100.0
TOTAL Intergovernmental	98,000.00	.00	3,118.91	.00	-3,118.91	100.0%
80 Transfers						
064 805100 XFER FROM LCJJC	106,400.00	.00	.00	.00	.00	.0
TOTAL Transfers	106,400.00	.00	.00	.00	.00	.0%
TOTAL TJJD (E) TITLE IV E GRAN	204,400.00	.00	3,118.91	.00	-3,118.91	100.0%
TOTAL REVENUES	204,400.00	.00	3,118.91	.00	-3,118.91	
067 CJD DWI COURT GRANT						
42 Intergovernmental						
067 420100 GRANT REVENUE	32,951.00	39,495.00	23,991.42	.00	15,503.58	60.7
TOTAL Intergovernmental	32,951.00	39,495.00	23,991.42	.00	15,503.58	60.7%
TOTAL CJD DWI COURT GRANT	32,951.00	39,495.00	23,991.42	.00	15,503.58	60.7%
TOTAL REVENUES	32,951.00	39,495.00	23,991.42	.00	15,503.58	

REVENUE SUMMARIES REPORT
ACCOUNT SUMMARY JULY 2023

FOR 2023 10

	ORIGINAL ESTIM REV	REVISED EST REV	ACTUAL YTD REVENUE	ACTUAL MTD REVENUE	REMAINING REVENUE	PCT COLL
070 ON LINE ACCESS						
43 Fees						
070 436910 ONLINE ACCESS FEE	35,000.00	35,000.00	.00	.00	35,000.00	.0
TOTAL Fees	35,000.00	35,000.00	.00	.00	35,000.00	.0%
47 Interest						
070 470000 INTEREST INCOME	1,000.00	1,000.00	9,737.38	374.31	-8,737.38	973.7
TOTAL Interest	1,000.00	1,000.00	9,737.38	374.31	-8,737.38	973.7%
73 Draws						
070 736100 DRAW FROM RESERVES	149,000.00	149,000.00	.00	.00	149,000.00	.0
TOTAL Draws	149,000.00	149,000.00	.00	.00	149,000.00	.0%
TOTAL ON LINE ACCESS	185,000.00	185,000.00	9,737.38	374.31	175,262.62	5.3%
TOTAL REVENUES	185,000.00	185,000.00	9,737.38	374.31	175,262.62	
072 CJD DRUG COURT GRANT						
42 Intergovernmental						
072 420100 GRANT REVENUE	44,092.00	44,092.00	29,706.68	5,734.62	14,385.32	67.4
TOTAL Intergovernmental	44,092.00	44,092.00	29,706.68	5,734.62	14,385.32	67.4%
TOTAL CJD DRUG COURT GRANT	44,092.00	44,092.00	29,706.68	5,734.62	14,385.32	67.4%
TOTAL REVENUES	44,092.00	44,092.00	29,706.68	5,734.62	14,385.32	
074 COUNTY DRUG COURT COURT COST						
43 Fees						

REVENUE SUMMARIES REPORT
ACCOUNT SUMMARY JULY 2023

FOR 2023 10

	ORIGINAL ESTIM REV	REVISED EST REV	ACTUAL YTD REVENUE	ACTUAL MTD REVENUE	REMAINING REVENUE	PCT COLL
074 437000 DRUG COURT FEE	20,000.00	20,000.00	18,447.48	1,725.28	1,552.52	92.2
TOTAL Fees	20,000.00	20,000.00	18,447.48	1,725.28	1,552.52	92.2%
47 Interest						
074 470000 INTEREST INCOME	700.00	700.00	8,450.98	336.98	-7,750.98	1207.3
TOTAL Interest	700.00	700.00	8,450.98	336.98	-7,750.98	1207.3%
73 Draws						
074 736100 DRAW FROM RESERVES	12,540.00	12,540.00	.00	.00	12,540.00	.0
TOTAL Draws	12,540.00	12,540.00	.00	.00	12,540.00	.0%
TOTAL COUNTY DRUG COURT COURT	33,240.00	33,240.00	26,898.46	2,062.26	6,341.54	80.9%
TOTAL REVENUES	33,240.00	33,240.00	26,898.46	2,062.26	6,341.54	
075 DISPUTE RESOLUTION						
43 Fees						
075 438000 ADR FEES	246,000.00	246,000.00	217,541.95	20,586.91	28,458.05	88.4
075 438100 ADMIN FEES	24,000.00	41,000.00	32,512.20	100.00	8,487.80	79.3
075 438210 MEDIATION FEES	56,400.00	56,400.00	42,439.17	738.75	13,960.83	75.2
075 438400 TRAINING FEES	23,125.00	23,125.00	18,755.01	800.00	4,369.99	81.1
075 438500 ADR FEE OTH COUNTY	540.00	540.00	724.70	99.90	-184.70	134.2
075 438600 CLIENT SERVICES	4,500.00	4,500.00	.00	.00	4,500.00	.0
TOTAL Fees	354,565.00	371,565.00	311,973.03	22,325.56	59,591.97	84.0%
47 Interest						
075 470000 INTEREST INCOME	.00	.00	981.42	5.37	-981.42	100.0

REVENUE SUMMARIES REPORT
ACCOUNT SUMMARY JULY 2023

FOR 2023 10

	ORIGINAL ESTIM REV	REVISED EST REV	ACTUAL YTD REVENUE	ACTUAL MTD REVENUE	REMAINING REVENUE	PCT COLL
TOTAL Interest	.00	.00	981.42	5.37	-981.42	100.0%
73 Draws						
075 736100 DRAW FROM RESERVES	24,461.00	24,461.00	.00	.00	24,461.00	.0
TOTAL Draws	24,461.00	24,461.00	.00	.00	24,461.00	.0%
TOTAL DISPUTE RESOLUTION	379,026.00	396,026.00	312,954.45	22,330.93	83,071.55	79.0%
TOTAL REVENUES	379,026.00	396,026.00	312,954.45	22,330.93	83,071.55	
076 USDA AG MEDIATION GRANT						
42 Intergovernmental						
076 422010 FSA-USDA GRANT REVENUE	300,000.00	300,000.00	116,946.19	.00	183,053.81	39.0
TOTAL Intergovernmental	300,000.00	300,000.00	116,946.19	.00	183,053.81	39.0%
43 Fees						
076 438220 PROGRAM INCOME	1,500.00	1,500.00	81.25	.00	1,418.75	5.4
TOTAL Fees	1,500.00	1,500.00	81.25	.00	1,418.75	5.4%
48 Other Revenue						
076 480000 IN-KIND REVENUE	118,500.00	118,500.00	4,781.25	.00	113,718.75	4.0
TOTAL Other Revenue	118,500.00	118,500.00	4,781.25	.00	113,718.75	4.0%
80 Transfers						
076 807500 XFER FROM DISPUTE RESOL	.00	.00	45,338.55	.00	-45,338.55	100.0

REVENUE SUMMARIES REPORT
ACCOUNT SUMMARY JULY 2023

FOR 2023 10

	ORIGINAL ESTIM REV	REVISED EST REV	ACTUAL YTD REVENUE	ACTUAL MTD REVENUE	REMAINING REVENUE	PCT COLL
TOTAL Transfers	.00	.00	45,338.55	.00	-45,338.55	100.0%
TOTAL USDA AG MEDIATION GRANT	420,000.00	420,000.00	167,147.24	.00	252,852.76	39.8%
TOTAL REVENUES	420,000.00	420,000.00	167,147.24	.00	252,852.76	
077 DOMESTIC RELATIONS OFFICE						
42 Intergovernmental						
077 420100 GRANT REVENUE	.00	15,000.00	15,000.00	.00	.00	100.0
TOTAL Intergovernmental	.00	15,000.00	15,000.00	.00	.00	100.0%
43 Fees						
077 438010 DRO FEES LUBBOCK COUNTY	19,200.00	19,200.00	14,098.28	1,487.17	5,101.72	73.4
077 438200 SERVICE FEES	32,400.00	53,400.00	35,861.01	423.50	17,538.99	67.2
077 438510 SUPERVISED VISITATION	20,000.00	20,000.00	15,172.50	90.00	4,827.50	75.9
077 438700 COMMUNITY SUPERVISION	108,000.00	108,000.00	75,899.16	6,995.45	32,100.84	70.3
TOTAL Fees	179,600.00	200,600.00	141,030.95	8,996.12	59,569.05	70.3%
47 Interest						
077 470000 INTEREST INCOME	.00	.00	1,054.37	38.58	-1,054.37	100.0
TOTAL Interest	.00	.00	1,054.37	38.58	-1,054.37	100.0%
73 Draws						
077 736100 DRAW FROM RESERVES	32,744.00	32,744.00	.00	.00	32,744.00	.0
TOTAL Draws	32,744.00	32,744.00	.00	.00	32,744.00	.0%
TOTAL DOMESTIC RELATIONS OFFIC	212,344.00	248,344.00	157,085.32	9,034.70	91,258.68	63.3%
TOTAL REVENUES	212,344.00	248,344.00	157,085.32	9,034.70	91,258.68	

REVENUE SUMMARIES REPORT
ACCOUNT SUMMARY JULY 2023

FOR 2023 10

	ORIGINAL ESTIM REV	REVISED EST REV	ACTUAL YTD REVENUE	ACTUAL MTD REVENUE	REMAINING REVENUE	PCT COLL
078 MEDIATION & MENTAL HEALTH GRAN						
42 Intergovernmental						
078 420100 GRANT REVENUE	.00	1,437.00	1,437.23	.00	-.23	100.0
TOTAL Intergovernmental	.00	1,437.00	1,437.23	.00	-.23	100.0%
48 Other Revenue						
078 480000 IN-KIND REVENUE	.00	809.00	361.10	.00	447.90	44.6
TOTAL Other Revenue	.00	809.00	361.10	.00	447.90	44.6%
80 Transfers						
078 807500 XFER FROM DISPUTE RESOL	.00	151.00	90.77	.00	60.23	60.1
TOTAL Transfers	.00	151.00	90.77	.00	60.23	60.1%
TOTAL MEDIATION & MENTAL HEALT	.00	2,397.00	1,889.10	.00	507.90	78.8%
TOTAL REVENUES	.00	2,397.00	1,889.10	.00	507.90	
079 VENUE HOT & STVR TAX						
40 Tax Collections						
079 401200 HOT TAX	2,000,000.00	2,000,000.00	1,833,910.19	209,835.91	166,089.81	91.7
079 401400 HOT TAX PENALTY & INTER	4,000.00	4,000.00	4,544.19	.00	-544.19	113.6
079 401600 SHORT TERM VEHICLE RENT	700,000.00	700,000.00	633,508.12	81,319.30	66,491.88	90.5
079 401700 STVR PENALTY AND INTERE	1,000.00	1,000.00	34.72	.00	965.28	3.5
TOTAL Tax Collections	2,705,000.00	2,705,000.00	2,471,997.22	291,155.21	233,002.78	91.4%
47 Interest						
079 470000 INTEREST INCOME	30,000.00	30,000.00	269,405.77	34,425.70	-239,405.77	898.0

REVENUE SUMMARIES REPORT
ACCOUNT SUMMARY JULY 2023

FOR 2023 10

	ORIGINAL ESTIM REV	REVISED EST REV	ACTUAL YTD REVENUE	ACTUAL MTD REVENUE	REMAINING REVENUE	PCT COLL
TOTAL Interest	30,000.00	30,000.00	269,405.77	34,425.70	-239,405.77	898.0%
48 Other Revenue						
079 489900 OTHER REVENUE	.00	.00	16,152.67	.00	-16,152.67	100.0
TOTAL Other Revenue	.00	.00	16,152.67	.00	-16,152.67	100.0%
TOTAL VENUE HOT & STVR TAX	2,735,000.00	2,735,000.00	2,757,555.66	325,580.91	-22,555.66	100.8%
TOTAL REVENUES	2,735,000.00	2,735,000.00	2,757,555.66	325,580.91	-22,555.66	
081 LAW LIBRARY						
45 Charges for Services						
081 450900 COUNTY CLERK	67,500.00	67,500.00	55,806.63	4,706.64	11,693.37	82.7
081 451000 DISTRICT CLERK	104,700.00	104,700.00	82,467.96	8,584.88	22,232.04	78.8
TOTAL Charges for Services	172,200.00	172,200.00	138,274.59	13,291.52	33,925.41	80.3%
47 Interest						
081 470000 INTEREST INCOME	.00	.00	151.60	13.67	-151.60	100.0
TOTAL Interest	.00	.00	151.60	13.67	-151.60	100.0%
48 Other Revenue						
081 484601 COPIES-NETWORK PRINTER	200.00	200.00	190.00	49.10	10.00	95.0
TOTAL Other Revenue	200.00	200.00	190.00	49.10	10.00	95.0%
80 Transfers						
081 801100 XFER FROM GENERAL FUND	28,710.00	28,710.00	28,710.00	.00	.00	100.0

REVENUE SUMMARIES REPORT
ACCOUNT SUMMARY JULY 2023

FOR 2023 10

	ORIGINAL ESTIM REV	REVISED EST REV	ACTUAL YTD REVENUE	ACTUAL MTD REVENUE	REMAINING REVENUE	PCT COLL
TOTAL Transfers	28,710.00	28,710.00	28,710.00	.00	.00	100.0%
TOTAL LAW LIBRARY	201,110.00	201,110.00	167,326.19	13,354.29	33,783.81	83.2%
TOTAL REVENUES	201,110.00	201,110.00	167,326.19	13,354.29	33,783.81	
083 ELECTION SERVICES						
45 Charges for Services						
083 453000 ELECTION SERVICES CONTR	769,775.00	769,775.00	371,875.97	-342,680.83	397,899.03	48.3
TOTAL Charges for Services	769,775.00	769,775.00	371,875.97	-342,680.83	397,899.03	48.3%
TOTAL ELECTION SERVICES	769,775.00	769,775.00	371,875.97	-342,680.83	397,899.03	48.3%
TOTAL REVENUES	769,775.00	769,775.00	371,875.97	-342,680.83	397,899.03	
084 HELP AMERICA VOTE ACT						
42 Intergovernmental						
084 420100 GRANT REVENUE	4,024,697.00	4,024,697.00	325.64	.00	4,024,371.36	.0
TOTAL Intergovernmental	4,024,697.00	4,024,697.00	325.64	.00	4,024,371.36	.0%
TOTAL HELP AMERICA VOTE ACT	4,024,697.00	4,024,697.00	325.64	.00	4,024,371.36	.0%
TOTAL REVENUES	4,024,697.00	4,024,697.00	325.64	.00	4,024,371.36	
085 ELECTION ADMINISTRATION						
45 Charges for Services						
085 453000 ELECTION SERVICES CONTR	64,000.00	64,000.00	63,309.29	63,309.29	690.71	98.9
TOTAL Charges for Services	64,000.00	64,000.00	63,309.29	63,309.29	690.71	98.9%
47 Interest						

REVENUE SUMMARIES REPORT
ACCOUNT SUMMARY JULY 2023

FOR 2023 10

	ORIGINAL ESTIM REV	REVISED EST REV	ACTUAL YTD REVENUE	ACTUAL MTD REVENUE	REMAINING REVENUE	PCT COLL
085 470000 INTEREST INCOME	.00	.00	7,214.57	342.55	-7,214.57	100.0
TOTAL Interest	.00	.00	7,214.57	342.55	-7,214.57	100.0%
TOTAL ELECTION ADMINISTRATION	64,000.00	64,000.00	70,523.86	63,651.84	-6,523.86	110.2%
TOTAL REVENUES	64,000.00	64,000.00	70,523.86	63,651.84	-6,523.86	
086 ELECTION EQUIPMENT						
45 Charges for Services						
086 453000 ELECTION SERVICES CONTR	75,000.00	75,000.00	279,371.54	279,371.54	-204,371.54	372.5
TOTAL Charges for Services	75,000.00	75,000.00	279,371.54	279,371.54	-204,371.54	372.5%
47 Interest						
086 470000 INTEREST INCOME	.00	.00	9,450.71	658.76	-9,450.71	100.0
TOTAL Interest	.00	.00	9,450.71	658.76	-9,450.71	100.0%
73 Draws						
086 736100 DRAW FROM RESERVES	100.00	100.00	.00	.00	100.00	.0
TOTAL Draws	100.00	100.00	.00	.00	100.00	.0%
TOTAL ELECTION EQUIPMENT	75,100.00	75,100.00	288,822.25	280,030.30	-213,722.25	384.6%
TOTAL REVENUES	75,100.00	75,100.00	288,822.25	280,030.30	-213,722.25	
090 DIST CLK RECORDS MGT. AND PRES						
43 Fees						
090 431200 DISTRICT CLERK RECORDS	18,800.00	18,800.00	415.45	38.47	18,384.55	2.2

REVENUE SUMMARIES REPORT
ACCOUNT SUMMARY JULY 2023

FOR 2023 10

	ORIGINAL ESTIM REV	REVISED EST REV	ACTUAL YTD REVENUE	ACTUAL MTD REVENUE	REMAINING REVENUE	PCT COLL
TOTAL Fees	18,800.00	18,800.00	415.45	38.47	18,384.55	2.2%
47 Interest						
090 470000 INTEREST INCOME	600.00	600.00	1,444.61	47.77	-844.61	240.8
TOTAL Interest	600.00	600.00	1,444.61	47.77	-844.61	240.8%
73 Draws						
090 736100 DRAW FROM RESERVES	23,902.00	23,902.00	.00	.00	23,902.00	.0
TOTAL Draws	23,902.00	23,902.00	.00	.00	23,902.00	.0%
TOTAL DIST CLK RECORDS MGT. AN	43,302.00	43,302.00	1,860.06	86.24	41,441.94	4.3%
TOTAL REVENUES	43,302.00	43,302.00	1,860.06	86.24	41,441.94	
091 CTY CLK RECORDS MGT. AND PRES						
43 Fees						
091 431200 COUNTY CLERK RECORDS MG	545,725.00	545,725.00	412,043.46	43,083.69	133,681.54	75.5
TOTAL Fees	545,725.00	545,725.00	412,043.46	43,083.69	133,681.54	75.5%
47 Interest						
091 470000 INTEREST INCOME	10,000.00	10,000.00	157,456.28	6,326.30	-147,456.28	1574.6
TOTAL Interest	10,000.00	10,000.00	157,456.28	6,326.30	-147,456.28	1574.6%
73 Draws						
091 736100 DRAW FROM RESERVES	92,733.00	92,733.00	.00	.00	92,733.00	.0

REVENUE SUMMARIES REPORT
ACCOUNT SUMMARY JULY 2023

FOR 2023 10

	ORIGINAL ESTIM REV	REVISED EST REV	ACTUAL YTD REVENUE	ACTUAL MTD REVENUE	REMAINING REVENUE	PCT COLL
TOTAL Draws	92,733.00	92,733.00	.00	.00	92,733.00	.0%
TOTAL CTY CLK RECORDS MGT. AND	648,458.00	648,458.00	569,499.74	49,409.99	78,958.26	87.8%
TOTAL REVENUES	648,458.00	648,458.00	569,499.74	49,409.99	78,958.26	
092 CTY RECORDS MGT. AND PRES						
43 Fees						
092 431400 COUNTY RECORDS MGT. & P	58,000.00	58,000.00	138,190.29	14,098.38	-80,190.29	238.3
TOTAL Fees	58,000.00	58,000.00	138,190.29	14,098.38	-80,190.29	238.3%
47 Interest						
092 470000 INTEREST INCOME	6,000.00	6,000.00	14,016.04	584.34	-8,016.04	233.6
TOTAL Interest	6,000.00	6,000.00	14,016.04	584.34	-8,016.04	233.6%
73 Draws						
092 736100 DRAW FROM RESERVES	22,201.00	22,201.00	.00	.00	22,201.00	.0
TOTAL Draws	22,201.00	22,201.00	.00	.00	22,201.00	.0%
TOTAL CTY RECORDS MGT. AND PRE	86,201.00	86,201.00	152,206.33	14,682.72	-66,005.33	176.6%
TOTAL REVENUES	86,201.00	86,201.00	152,206.33	14,682.72	-66,005.33	
093 COURTHOUSE SECURITY						
43 Fees						
093 431510 COURTHOUSE SECURITY FEE	115,111.00	115,111.00	141,655.56	13,847.83	-26,544.56	123.1

REVENUE SUMMARIES REPORT
ACCOUNT SUMMARY JULY 2023

FOR 2023 10

	ORIGINAL ESTIM REV	REVISED EST REV	ACTUAL YTD REVENUE	ACTUAL MTD REVENUE	REMAINING REVENUE	PCT COLL
TOTAL Fees	115,111.00	115,111.00	141,655.56	13,847.83	-26,544.56	123.1%
47 Interest						
093 470000 INTEREST INCOME	60.00	60.00	3,012.62	134.04	-2,952.62	5021.0
TOTAL Interest	60.00	60.00	3,012.62	134.04	-2,952.62	5021.0%
TOTAL COURTHOUSE SECURITY	115,171.00	115,171.00	144,668.18	13,981.87	-29,497.18	125.6%
TOTAL REVENUES	115,171.00	115,171.00	144,668.18	13,981.87	-29,497.18	
094 COURT RECORD PRESERVATION						
43 Fees						
094 430500 COUNTY CLERK COURT RECO	20,000.00	20,000.00	.00	.00	20,000.00	.0
094 432600 DISTRICT CLERK COURT RE	28,000.00	28,000.00	138.44	10.09	27,861.56	.5
TOTAL Fees	48,000.00	48,000.00	138.44	10.09	47,861.56	.3%
47 Interest						
094 470000 INTEREST INCOME	600.00	600.00	8,503.26	309.91	-7,903.26	1417.2
TOTAL Interest	600.00	600.00	8,503.26	309.91	-7,903.26	1417.2%
TOTAL COURT RECORD PRESERVATIO	48,600.00	48,600.00	8,641.70	320.00	39,958.30	17.8%
TOTAL REVENUES	48,600.00	48,600.00	8,641.70	320.00	39,958.30	
095 LOCAL TRUANCY PREVENT & DIVERS						
43 Fees						
095 435500 TRUANCY PREVENTION	20,000.00	20,000.00	11,981.43	995.96	8,018.57	59.9

REVENUE SUMMARIES REPORT
ACCOUNT SUMMARY JULY 2023

FOR 2023 10

	ORIGINAL ESTIM REV	REVISED EST REV	ACTUAL YTD REVENUE	ACTUAL MTD REVENUE	REMAINING REVENUE	PCT COLL
TOTAL Fees	20,000.00	20,000.00	11,981.43	995.96	8,018.57	59.9%
47 Interest						
095 470000 INTEREST INCOME	15.00	15.00	1,316.68	57.39	-1,301.68	8777.9
TOTAL Interest	15.00	15.00	1,316.68	57.39	-1,301.68	8777.9%
TOTAL LOCAL TRUANCY PREVENT &	20,015.00	20,015.00	13,298.11	1,053.35	6,716.89	66.4%
TOTAL REVENUES	20,015.00	20,015.00	13,298.11	1,053.35	6,716.89	
096 HISTORICAL COMMISSION						
47 Interest						
096 470000 INTEREST INCOME	100.00	100.00	448.03	15.72	-348.03	448.0
096 472000 ROYALTIES & DONATIONS	500.00	500.00	.00	.00	500.00	.0
TOTAL Interest	600.00	600.00	448.03	15.72	151.97	74.7%
73 Draws						
096 736100 DRAW FROM RESERVES	12,150.00	12,150.00	.00	.00	12,150.00	.0
TOTAL Draws	12,150.00	12,150.00	.00	.00	12,150.00	.0%
80 Transfers						
096 801100 XFER FROM GENERAL FUND	5,550.00	5,550.00	5,550.00	.00	.00	100.0
TOTAL Transfers	5,550.00	5,550.00	5,550.00	.00	.00	100.0%
TOTAL HISTORICAL COMMISSION	18,300.00	18,300.00	5,998.03	15.72	12,301.97	32.8%
TOTAL REVENUES	18,300.00	18,300.00	5,998.03	15.72	12,301.97	
097 CHILD ABUSE PREVENTION						

REVENUE SUMMARIES REPORT
ACCOUNT SUMMARY JULY 2023

FOR 2023 10

	ORIGINAL ESTIM REV	REVISED EST REV	ACTUAL YTD REVENUE	ACTUAL MTD REVENUE	REMAINING REVENUE	PCT COLL
43 Fees						
097 430100 CO CHILD ABUSE PREVENTI	1,500.00	1,500.00	157.18	23.60	1,342.82	10.5
TOTAL Fees	1,500.00	1,500.00	157.18	23.60	1,342.82	10.5%
47 Interest						
097 470000 INTEREST INCOME	25.00	25.00	132.90	4.07	-107.90	531.6
TOTAL Interest	25.00	25.00	132.90	4.07	-107.90	531.6%
TOTAL CHILD ABUSE PREVENTION	1,525.00	1,525.00	290.08	27.67	1,234.92	19.0%
TOTAL REVENUES	1,525.00	1,525.00	290.08	27.67	1,234.92	
099 CTY/DIST COURT TECHNOLOGY						
43 Fees						
099 430510 COUNTY COURT TECHNOLOGY	500.00	500.00	1,589.27	152.65	-1,089.27	317.9
099 432610 DISTRICT COURT TECHNOLO	2,800.00	2,800.00	1,686.53	166.63	1,113.47	60.2
TOTAL Fees	3,300.00	3,300.00	3,275.80	319.28	24.20	99.3%
47 Interest						
099 470000 INTEREST INCOME	300.00	300.00	2,433.35	96.04	-2,133.35	811.1
TOTAL Interest	300.00	300.00	2,433.35	96.04	-2,133.35	811.1%
73 Draws						
099 736100 DRAW FROM RESERVES	900.00	900.00	.00	.00	900.00	.0
TOTAL Draws	900.00	900.00	.00	.00	900.00	.0%

REVENUE SUMMARIES REPORT
ACCOUNT SUMMARY JULY 2023

FOR 2023 10

	ORIGINAL ESTIM REV	REVISED EST REV	ACTUAL YTD REVENUE	ACTUAL MTD REVENUE	REMAINING REVENUE	PCT COLL
TOTAL CTY/DIST COURT TECHNOLOG	4,500.00	4,500.00	5,709.15	415.32	-1,209.15	126.9%
TOTAL REVENUES	4,500.00	4,500.00	5,709.15	415.32	-1,209.15	
102 DIST COURT RECORDS TECHNOLOGY						
43 Fees						
102 437310 DISTRICT COURT RECORDS	20,000.00	20,000.00	499.97	66.83	19,500.03	2.5
TOTAL Fees	20,000.00	20,000.00	499.97	66.83	19,500.03	2.5%
47 Interest						
102 470000 INTEREST INCOME	500.00	500.00	3,284.25	67.83	-2,784.25	656.9
TOTAL Interest	500.00	500.00	3,284.25	67.83	-2,784.25	656.9%
73 Draws						
102 736100 DRAW FROM RESERVES	39,500.00	39,500.00	.00	.00	39,500.00	.0
TOTAL Draws	39,500.00	39,500.00	.00	.00	39,500.00	.0%
TOTAL DIST COURT RECORDS TECHN	60,000.00	60,000.00	3,784.22	134.66	56,215.78	6.3%
TOTAL REVENUES	60,000.00	60,000.00	3,784.22	134.66	56,215.78	
103 COUNTY CLERK RECORDS ARCHIVES						
43 Fees						
103 437300 COUNTY CLERK RECORDS AR	550,000.00	550,000.00	408,240.00	42,700.00	141,760.00	74.2
TOTAL Fees	550,000.00	550,000.00	408,240.00	42,700.00	141,760.00	74.2%
47 Interest						
103 470000 INTEREST INCOME	10,000.00	10,000.00	114,146.65	4,629.06	-104,146.65	1141.5

REVENUE SUMMARIES REPORT
ACCOUNT SUMMARY JULY 2023

FOR 2023 10

	ORIGINAL ESTIM REV	REVISED EST REV	ACTUAL YTD REVENUE	ACTUAL MTD REVENUE	REMAINING REVENUE	PCT COLL
TOTAL Interest	10,000.00	10,000.00	114,146.65	4,629.06	-104,146.65	1141.5%
73 Draws						
103 736100 DRAW FROM RESERVES	920,000.00	920,000.00	.00	.00	920,000.00	.0
TOTAL Draws	920,000.00	920,000.00	.00	.00	920,000.00	.0%
TOTAL COUNTY CLERK RECORDS ARC	1,480,000.00	1,480,000.00	522,386.65	47,329.06	957,613.35	35.3%
TOTAL REVENUES	1,480,000.00	1,480,000.00	522,386.65	47,329.06	957,613.35	
105 COMMUNITY/ECONOMIC DEV PRG						
42 Intergovernmental						
105 420300 STATE GRANT REVENUE	16,000.00	16,000.00	.00	.00	16,000.00	.0
TOTAL Intergovernmental	16,000.00	16,000.00	.00	.00	16,000.00	.0%
47 Interest						
105 470000 INTEREST INCOME	700.00	700.00	15,852.22	556.15	-15,152.22	2264.6
TOTAL Interest	700.00	700.00	15,852.22	556.15	-15,152.22	2264.6%
73 Draws						
105 736100 DRAW FROM RESERVES	8,010.00	8,010.00	.00	.00	8,010.00	.0
TOTAL Draws	8,010.00	8,010.00	.00	.00	8,010.00	.0%
TOTAL COMMUNITY/ECONOMIC DEV P	24,710.00	24,710.00	15,852.22	556.15	8,857.78	64.2%
TOTAL REVENUES	24,710.00	24,710.00	15,852.22	556.15	8,857.78	
106 AMERICAN RESCUE PLAN ACT						
42 Intergovernmental						

REVENUE SUMMARIES REPORT
ACCOUNT SUMMARY JULY 2023

FOR 2023 10

	ORIGINAL ESTIM REV	REVISED EST REV	ACTUAL YTD REVENUE	ACTUAL MTD REVENUE	REMAINING REVENUE	PCT COLL
106 420100 GRANT REVENUE	34,372,468.00	29,698,352.00	29,636,114.77	.00	62,237.23	99.8
TOTAL Intergovernmental	34,372,468.00	29,698,352.00	29,636,114.77	.00	62,237.23	99.8%
47 Interest						
106 470000 INTEREST INCOME	.00	.00	1,122,155.56	26,344.54	-1,122,155.56	100.0
TOTAL Interest	.00	.00	1,122,155.56	26,344.54	-1,122,155.56	100.0%
TOTAL AMERICAN RESCUE PLAN ACT	34,372,468.00	29,698,352.00	30,758,270.33	26,344.54	-1,059,918.33	103.6%
TOTAL REVENUES	34,372,468.00	29,698,352.00	30,758,270.33	26,344.54	-1,059,918.33	
108 JP1 JUSTICE COURT TECHNOLOGY						
43 Fees						
108 430120 JUDICIAL TECH FUND FEE-	6,500.00	6,500.00	4,233.75	342.31	2,266.25	65.1
TOTAL Fees	6,500.00	6,500.00	4,233.75	342.31	2,266.25	65.1%
47 Interest						
108 470000 INTEREST INCOME	300.00	300.00	1,836.99	72.85	-1,536.99	612.3
TOTAL Interest	300.00	300.00	1,836.99	72.85	-1,536.99	612.3%
73 Draws						
108 736100 DRAW FROM RESERVES	22,001.00	22,001.00	.00	.00	22,001.00	.0
TOTAL Draws	22,001.00	22,001.00	.00	.00	22,001.00	.0%
TOTAL JP1 JUSTICE COURT TECHNO	28,801.00	28,801.00	6,070.74	415.16	22,730.26	21.1%
TOTAL REVENUES	28,801.00	28,801.00	6,070.74	415.16	22,730.26	

REVENUE SUMMARIES REPORT
ACCOUNT SUMMARY JULY 2023

FOR 2023 10

	ORIGINAL ESTIM REV	REVISED EST REV	ACTUAL YTD REVENUE	ACTUAL MTD REVENUE	REMAINING REVENUE	PCT COLL
109 JP2 JUSTICE COURT TECHNOLOGY						
43 Fees						
109 430210 JUDICIAL TECH FUND FEE-	2,000.00	2,000.00	1,765.74	186.05	234.26	88.3
TOTAL Fees	2,000.00	2,000.00	1,765.74	186.05	234.26	88.3%
47 Interest						
109 470000 INTEREST INCOME	333.00	333.00	2,862.52	112.04	-2,529.52	859.6
TOTAL Interest	333.00	333.00	2,862.52	112.04	-2,529.52	859.6%
73 Draws						
109 736100 DRAW FROM RESERVES	17,667.00	17,667.00	.00	.00	17,667.00	.0
TOTAL Draws	17,667.00	17,667.00	.00	.00	17,667.00	.0%
TOTAL JP2 JUSTICE COURT TECHNO	20,000.00	20,000.00	4,628.26	298.09	15,371.74	23.1%
TOTAL REVENUES	20,000.00	20,000.00	4,628.26	298.09	15,371.74	
110 JP3 JUSTICE COURT TECHNOLOGY						
43 Fees						
110 430310 JUDICIAL TECH FUND FEE-	2,000.00	2,000.00	1,133.78	99.40	866.22	56.7
TOTAL Fees	2,000.00	2,000.00	1,133.78	99.40	866.22	56.7%
47 Interest						
110 470000 INTEREST INCOME	101.00	101.00	844.80	30.01	-743.80	836.4

REVENUE SUMMARIES REPORT
ACCOUNT SUMMARY JULY 2023

FOR 2023 10

	ORIGINAL ESTIM REV	REVISED EST REV	ACTUAL YTD REVENUE	ACTUAL MTD REVENUE	REMAINING REVENUE	PCT COLL
TOTAL Interest	101.00	101.00	844.80	30.01	-743.80	836.4%
73 Draws						
110 736100 DRAW FROM RESERVES	18,417.00	18,417.00	.00	.00	18,417.00	.0
TOTAL Draws	18,417.00	18,417.00	.00	.00	18,417.00	.0%
TOTAL JP3 JUSTICE COURT TECHNO	20,518.00	20,518.00	1,978.58	129.41	18,539.42	9.6%
TOTAL REVENUES	20,518.00	20,518.00	1,978.58	129.41	18,539.42	
111 JP4 JUSTICE COURT TECHNOLOGY						
43 Fees						
111 430400 JUDICIAL TECH FUND FEE-	7,330.00	7,330.00	3,699.49	283.08	3,630.51	50.5
TOTAL Fees	7,330.00	7,330.00	3,699.49	283.08	3,630.51	50.5%
47 Interest						
111 470000 INTEREST INCOME	300.00	300.00	2,993.49	118.08	-2,693.49	997.8
TOTAL Interest	300.00	300.00	2,993.49	118.08	-2,693.49	997.8%
73 Draws						
111 736100 DRAW FROM RESERVES	920.00	920.00	.00	.00	920.00	.0
TOTAL Draws	920.00	920.00	.00	.00	920.00	.0%
TOTAL JP4 JUSTICE COURT TECHNO	8,550.00	8,550.00	6,692.98	401.16	1,857.02	78.3%
TOTAL REVENUES	8,550.00	8,550.00	6,692.98	401.16	1,857.02	
112 COURT FACILITY FEE						
43 Fees						

REVENUE SUMMARIES REPORT
ACCOUNT SUMMARY JULY 2023

FOR 2023 10

	ORIGINAL ESTIM REV	REVISED EST REV	ACTUAL YTD REVENUE	ACTUAL MTD REVENUE	REMAINING REVENUE	PCT COLL
112 430300 COUNTY CLERK	40,000.00	40,000.00	31,889.51	2,689.51	8,110.49	79.7
112 432300 DISTRICT CLERK FEES	55,000.00	55,000.00	46,837.32	4,885.04	8,162.68	85.2
TOTAL Fees	95,000.00	95,000.00	78,726.83	7,574.55	16,273.17	82.9%
47 Interest						
112 470000 INTEREST INCOME	.00	.00	3,213.17	165.90	-3,213.17	100.0
TOTAL Interest	.00	.00	3,213.17	165.90	-3,213.17	100.0%
TOTAL COURT FACILITY FEE	95,000.00	95,000.00	81,940.00	7,740.45	13,060.00	86.3%
TOTAL REVENUES	95,000.00	95,000.00	81,940.00	7,740.45	13,060.00	
114 JUDICIAL EDUCATION & SUPPORT						
43 Fees						
114 430300 COUNTY CLERK	5,568.00	5,568.00	4,010.00	255.00	1,558.00	72.0
TOTAL Fees	5,568.00	5,568.00	4,010.00	255.00	1,558.00	72.0%
47 Interest						
114 470000 INTEREST INCOME	.00	.00	177.29	8.94	-177.29	100.0
TOTAL Interest	.00	.00	177.29	8.94	-177.29	100.0%
TOTAL JUDICIAL EDUCATION & SUP	5,568.00	5,568.00	4,187.29	263.94	1,380.71	75.2%
TOTAL REVENUES	5,568.00	5,568.00	4,187.29	263.94	1,380.71	
115 LANGUAGE ACCESS						
43 Fees						
115 430300 COUNTY CLERK	5,565.00	5,565.00	4,783.43	403.43	781.57	86.0

REVENUE SUMMARIES REPORT
ACCOUNT SUMMARY JULY 2023

FOR 2023 10

	ORIGINAL ESTIM REV	REVISED EST REV	ACTUAL YTD REVENUE	ACTUAL MTD REVENUE	REMAINING REVENUE	PCT COLL
115 432300 DISTRICT CLERK FEES	8,222.00	8,222.00	7,025.86	732.78	1,196.14	85.5
115 433100 JP PRECINCT 1	3,785.00	3,785.00	3,687.00	294.00	98.00	97.4
115 433200 JP PRECINCT 2	5,025.00	5,025.00	4,797.00	420.00	228.00	95.5
115 433300 JP PRECINCT 3	7,478.00	7,478.00	7,041.00	690.00	437.00	94.2
115 433400 JP PRECINCT 4	3,339.00	3,339.00	3,363.00	420.00	-24.00	100.7
TOTAL Fees	33,414.00	33,414.00	30,697.29	2,960.21	2,716.71	91.9%
47 Interest						
115 470000 INTEREST INCOME	.00	.00	1,202.64	62.36	-1,202.64	100.0
TOTAL Interest	.00	.00	1,202.64	62.36	-1,202.64	100.0%
TOTAL LANGUAGE ACCESS	33,414.00	33,414.00	31,899.93	3,022.57	1,514.07	95.5%
TOTAL REVENUES	33,414.00	33,414.00	31,899.93	3,022.57	1,514.07	
122 SHERIFF CONTRABAND						
46 Fines/Forfeitures						
122 461200 FORFEIT ASSETS - DEA	100,000.00	100,000.00	-1,929.09	.00	101,929.09	-1.9
122 461400 FORFEITED FUNDS-CRIMINA	150,000.00	150,000.00	93,836.25	.00	56,163.75	62.6
TOTAL Fines/Forfeitures	250,000.00	250,000.00	91,907.16	.00	158,092.84	36.8%
47 Interest						
122 470000 INTEREST INCOME	3,500.00	3,500.00	10,476.18	.00	-6,976.18	299.3
TOTAL Interest	3,500.00	3,500.00	10,476.18	.00	-6,976.18	299.3%
48 Other Revenue						
122 489900 OTHER REVENUE	10,000.00	10,000.00	.00	.00	10,000.00	.0

REVENUE SUMMARIES REPORT
ACCOUNT SUMMARY JULY 2023

FOR 2023 10

	ORIGINAL ESTIM REV	REVISED EST REV	ACTUAL YTD REVENUE	ACTUAL MTD REVENUE	REMAINING REVENUE	PCT COLL
TOTAL Other Revenue	10,000.00	10,000.00	.00	.00	10,000.00	.0%
73 Draws						
122 736100 DRAW FROM RESERVES	126,500.00	126,500.00	.00	.00	126,500.00	.0
TOTAL Draws	126,500.00	126,500.00	.00	.00	126,500.00	.0%
TOTAL SHERIFF CONTRABAND	390,000.00	390,000.00	102,383.34	.00	287,616.66	26.3%
TOTAL REVENUES	390,000.00	390,000.00	102,383.34	.00	287,616.66	
124 INMATE SUPPLY						
47 Interest						
124 470000 INTEREST INCOME	14,000.00	14,000.00	40,217.35	.00	-26,217.35	287.3
TOTAL Interest	14,000.00	14,000.00	40,217.35	.00	-26,217.35	287.3%
48 Other Revenue						
124 484300 CONCESSION COMMISSIONS	1,090,000.00	1,090,000.00	410,396.28	.00	679,603.72	37.7
124 489900 OTHER REVENUE	10,000.00	10,000.00	3,814.86	.00	6,185.14	38.1
TOTAL Other Revenue	1,100,000.00	1,100,000.00	414,211.14	.00	685,788.86	37.7%
TOTAL INMATE SUPPLY	1,114,000.00	1,114,000.00	454,428.49	.00	659,571.51	40.8%
TOTAL REVENUES	1,114,000.00	1,114,000.00	454,428.49	.00	659,571.51	
126 VINE GRANT						
42 Intergovernmental						
126 420370 STATE REVENUE	30,171.00	30,171.00	22,052.37	.00	8,118.63	73.1

REVENUE SUMMARIES REPORT
ACCOUNT SUMMARY JULY 2023

FOR 2023 10

	ORIGINAL ESTIM REV	REVISED EST REV	ACTUAL YTD REVENUE	ACTUAL MTD REVENUE	REMAINING REVENUE	PCT COLL
TOTAL Intergovernmental	30,171.00	30,171.00	22,052.37	.00	8,118.63	73.1%
TOTAL VINE GRANT	30,171.00	30,171.00	22,052.37	.00	8,118.63	73.1%
TOTAL REVENUES	30,171.00	30,171.00	22,052.37	.00	8,118.63	
128 HOMELAND SECURITY GRANT						
42 Intergovernmental						
128 423000 2014 HSGP HOMELAND SECU	150,700.00	160,705.00	103,911.68	14,701.00	56,793.32	64.7
TOTAL Intergovernmental	150,700.00	160,705.00	103,911.68	14,701.00	56,793.32	64.7%
TOTAL HOMELAND SECURITY GRANT	150,700.00	160,705.00	103,911.68	14,701.00	56,793.32	64.7%
TOTAL REVENUES	150,700.00	160,705.00	103,911.68	14,701.00	56,793.32	
129 HAZARD MITIGATION GRANT-EM						
42 Intergovernmental						
129 423300 HAZARD MITIGATION GRANT	185,600.00	185,600.00	.00	.00	185,600.00	.0
129 423400 HAZARD MITIGATION INKIN	58,000.00	58,000.00	.00	.00	58,000.00	.0
TOTAL Intergovernmental	243,600.00	243,600.00	.00	.00	243,600.00	.0%
TOTAL HAZARD MITIGATION GRANT-	243,600.00	243,600.00	.00	.00	243,600.00	.0%
TOTAL REVENUES	243,600.00	243,600.00	.00	.00	243,600.00	
130 PROJECT SAFE NEIGHBORHOOD						
42 Intergovernmental						
130 420100 GRANT REVENUE	81,753.00	81,753.00	.00	.00	81,753.00	.0
TOTAL Intergovernmental	81,753.00	81,753.00	.00	.00	81,753.00	.0%

REVENUE SUMMARIES REPORT
ACCOUNT SUMMARY JULY 2023

FOR 2023 10

	ORIGINAL ESTIM REV	REVISED EST REV	ACTUAL YTD REVENUE	ACTUAL MTD REVENUE	REMAINING REVENUE	PCT COLL
TOTAL PROJECT SAFE NEIGHBORHOO	81,753.00	81,753.00	.00	.00	81,753.00	.0%
TOTAL REVENUES	81,753.00	81,753.00	.00	.00	81,753.00	
142 LEOSE SHERIFF						
42 Intergovernmental						
142 424700 LEOSE REVENUE	50,000.00	50,000.00	20,933.92	.00	29,066.08	41.9
TOTAL Intergovernmental	50,000.00	50,000.00	20,933.92	.00	29,066.08	41.9%
47 Interest						
142 470000 INTEREST INCOME	500.00	500.00	4,757.64	186.14	-4,257.64	951.5
TOTAL Interest	500.00	500.00	4,757.64	186.14	-4,257.64	951.5%
73 Draws						
142 736100 DRAW FROM RESERVES	74,500.00	74,500.00	.00	.00	74,500.00	.0
TOTAL Draws	74,500.00	74,500.00	.00	.00	74,500.00	.0%
TOTAL LEOSE SHERIFF	125,000.00	125,000.00	25,691.56	186.14	99,308.44	20.6%
TOTAL REVENUES	125,000.00	125,000.00	25,691.56	186.14	99,308.44	
145 SHERIFF COMMISSARY SALARY						
42 Intergovernmental						
145 424500 COMMISSARY SALARY REIMB	771,814.00	771,814.00	671,003.79	63,821.73	100,810.21	86.9
TOTAL Intergovernmental	771,814.00	771,814.00	671,003.79	63,821.73	100,810.21	86.9%
TOTAL SHERIFF COMMISSARY SALAR	771,814.00	771,814.00	671,003.79	63,821.73	100,810.21	86.9%
TOTAL REVENUES	771,814.00	771,814.00	671,003.79	63,821.73	100,810.21	

REVENUE SUMMARIES REPORT
ACCOUNT SUMMARY JULY 2023

FOR 2023 10

	ORIGINAL ESTIM REV	REVISED EST REV	ACTUAL YTD REVENUE	ACTUAL MTD REVENUE	REMAINING REVENUE	PCT COLL
146 LECD EMER COMMUNICATION GRANT						
42 Intergovernmental						
146 420410 GRANT REVENUE LECD	.00	11,799.00	.00	.00	11,799.00	.0
TOTAL Intergovernmental	.00	11,799.00	.00	.00	11,799.00	.0%
TOTAL LECD EMER COMMUNICATION	.00	11,799.00	.00	.00	11,799.00	.0%
TOTAL REVENUES	.00	11,799.00	.00	.00	11,799.00	
150 TAG GRANT						
42 Intergovernmental						
150 420100 GRANT REVENUE	1,859,810.00	1,859,810.00	705,393.09	58,437.56	1,154,416.91	37.9
TOTAL Intergovernmental	1,859,810.00	1,859,810.00	705,393.09	58,437.56	1,154,416.91	37.9%
TOTAL TAG GRANT	1,859,810.00	1,859,810.00	705,393.09	58,437.56	1,154,416.91	37.9%
TOTAL REVENUES	1,859,810.00	1,859,810.00	705,393.09	58,437.56	1,154,416.91	
161 CDA BUSINESS CRIMES						
43 Fees						
161 434200 BAD CHECK COLLECTION FE	60,000.00	60,000.00	21,371.38	.00	38,628.62	35.6
TOTAL Fees	60,000.00	60,000.00	21,371.38	.00	38,628.62	35.6%
47 Interest						
161 470000 INTEREST INCOME	380.00	380.00	3,254.47	.00	-2,874.47	856.4

REVENUE SUMMARIES REPORT
ACCOUNT SUMMARY JULY 2023

FOR 2023 10

	ORIGINAL ESTIM REV	REVISED EST REV	ACTUAL YTD REVENUE	ACTUAL MTD REVENUE	REMAINING REVENUE	PCT COLL
TOTAL Interest	380.00	380.00	3,254.47	.00	-2,874.47	856.4%
48 Other Revenue						
161 481500 OTHER REFUNDS/REIMBURSE	38,005.00	38,005.00	27,176.39	.00	10,828.61	71.5
161 489900 OTHER REVENUE	10,115.00	10,115.00	.00	.00	10,115.00	.0
TOTAL Other Revenue	48,120.00	48,120.00	27,176.39	.00	20,943.61	56.5%
TOTAL CDA BUSINESS CRIMES	108,500.00	108,500.00	51,802.24	.00	56,697.76	47.7%
TOTAL REVENUES	108,500.00	108,500.00	51,802.24	.00	56,697.76	
163 CDA CONTRABAND						
47 Interest						
163 470000 INTEREST INCOME	500.00	500.00	4,491.83	.00	-3,991.83	898.4
TOTAL Interest	500.00	500.00	4,491.83	.00	-3,991.83	898.4%
48 Other Revenue						
163 489900 OTHER REVENUE	76,000.00	76,000.00	75,588.55	.00	411.45	99.5
TOTAL Other Revenue	76,000.00	76,000.00	75,588.55	.00	411.45	99.5%
TOTAL CDA CONTRABAND	76,500.00	76,500.00	80,080.38	.00	-3,580.38	104.7%
TOTAL REVENUES	76,500.00	76,500.00	80,080.38	.00	-3,580.38	
164 CDA SPATTF GRANT						
42 Intergovernmental						
164 420300 STATE GRANT REVENUE	446,785.00	449,563.00	310,874.22	.00	138,688.78	69.2

REVENUE SUMMARIES REPORT
ACCOUNT SUMMARY JULY 2023

FOR 2023 10

	ORIGINAL ESTIM REV	REVISED EST REV	ACTUAL YTD REVENUE	ACTUAL MTD REVENUE	REMAINING REVENUE	PCT COLL
164 420400 SPATTF REVENUE-FEDERAL	.00	.00	-2,138.90	.00	2,138.90	100.0
TOTAL Intergovernmental	446,785.00	449,563.00	308,735.32	.00	140,827.68	68.7%
47 Interest						
164 470010 INTEREST INCOME-PROGRAM	.00	.00	9,853.58	193.27	-9,853.58	100.0
164 470100 INTEREST INCOME-FEDERAL	.00	.00	1,839.74	.00	-1,839.74	100.0
TOTAL Interest	.00	.00	11,693.32	193.27	-11,693.32	100.0%
48 Other Revenue						
164 480000 IN-KIND REVENUE	185,098.00	185,098.00	208,807.55	15,424.84	-23,709.55	112.8
164 480520 SPATTF PROGRAM INCOME	42,060.00	54,560.00	39,247.73	4,720.00	15,312.27	71.9
TOTAL Other Revenue	227,158.00	239,658.00	248,055.28	20,144.84	-8,397.28	103.5%
80 Transfers						
164 801100 XFER FROM GENERAL FUND	221,273.00	248,759.00	118,350.01	.00	130,408.99	47.6
TOTAL Transfers	221,273.00	248,759.00	118,350.01	.00	130,408.99	47.6%
TOTAL CDA SPATTF GRANT	895,216.00	937,980.00	686,833.93	20,338.11	251,146.07	73.2%
TOTAL REVENUES	895,216.00	937,980.00	686,833.93	20,338.11	251,146.07	
166 CDA JAG GRANT						
42 Intergovernmental						
166 422510 FEDERAL GRANT REVENUE-J	.00	104,947.00	104,946.50	.00	.50	100.0
166 422600 FEDERAL GRANT REVENUE-J	51,277.00	51,277.00	53,305.66	.00	-2,028.66	104.0
166 422700 FEDERAL GRANT REVENUE-J	101,979.00	101,979.00	101,978.50	.00	.50	100.0
TOTAL Intergovernmental	153,256.00	258,203.00	260,230.66	.00	-2,027.66	100.8%

REVENUE SUMMARIES REPORT
ACCOUNT SUMMARY JULY 2023

FOR 2023 10

	ORIGINAL ESTIM REV	REVISED EST REV	ACTUAL YTD REVENUE	ACTUAL MTD REVENUE	REMAINING REVENUE	PCT COLL
47 Interest						
166 470120 INTEREST REVENUE JAG20	.00	.00	1,894.11	82.96	-1,894.11	100.0
166 470300 INTEREST REVENUE-JAG22	.00	.00	1,532.96	433.22	-1,532.96	100.0
166 470900 INTEREST REVENUE JAG21	.00	.00	4,041.51	263.43	-4,041.51	100.0
TOTAL Interest	.00	.00	7,468.58	779.61	-7,468.58	100.0%
TOTAL CDA JAG GRANT	153,256.00	258,203.00	267,699.24	779.61	-9,496.24	103.7%
TOTAL REVENUES	153,256.00	258,203.00	267,699.24	779.61	-9,496.24	
168 CDA Border Prosecution Unit						
42 Intergovernmental						
168 420100 GRANT REVENUE	149,762.00	149,762.00	52,893.09	.00	96,868.91	35.3
TOTAL Intergovernmental	149,762.00	149,762.00	52,893.09	.00	96,868.91	35.3%
TOTAL CDA Border Prosecution U	149,762.00	149,762.00	52,893.09	.00	96,868.91	35.3%
TOTAL REVENUES	149,762.00	149,762.00	52,893.09	.00	96,868.91	
171 CDA VOCA VICTIM ADV PROJECT						
42 Intergovernmental						
171 420300 STATE GRANT REVENUE	124,086.00	124,086.00	92,078.60	8,758.15	32,007.40	74.2
TOTAL Intergovernmental	124,086.00	124,086.00	92,078.60	8,758.15	32,007.40	74.2%
80 Transfers						
171 801100 XFER FROM GENERAL FUND	31,022.00	31,022.00	23,019.64	2,189.54	8,002.36	74.2
TOTAL Transfers	31,022.00	31,022.00	23,019.64	2,189.54	8,002.36	74.2%

REVENUE SUMMARIES REPORT
ACCOUNT SUMMARY JULY 2023

FOR 2023 10

	ORIGINAL ESTIM REV	REVISED EST REV	ACTUAL YTD REVENUE	ACTUAL MTD REVENUE	REMAINING REVENUE	PCT COLL
TOTAL CDA VOCA VICTIM ADV PROJ	155,108.00	155,108.00	115,098.24	10,947.69	40,009.76	74.2%
TOTAL REVENUES	155,108.00	155,108.00	115,098.24	10,947.69	40,009.76	
201 GEN OB REFUNDING BOND SRS 2016						
40 Tax Collections						
201 400100 CURRENT AD VALOREM TAXE	5,648,885.00	5,648,885.00	6,031,217.75	.00	-382,332.75	106.8
201 400400 PEN & INT - CURRENT LEV	23,580.00	23,580.00	22,626.41	.00	953.59	96.0
201 400500 DELIQ TAXES - PRIOR YEA	35,082.00	35,082.00	15,666.52	.00	19,415.48	44.7
201 400600 PEN & INT - PRIOR YEARS	17,828.00	17,828.00	15,511.89	.00	2,316.11	87.0
TOTAL Tax Collections	5,725,375.00	5,725,375.00	6,085,022.57	.00	-359,647.57	106.3%
47 Interest						
201 470000 INTEREST INCOME	10,000.00	10,000.00	64,707.77	.00	-54,707.77	647.1
TOTAL Interest	10,000.00	10,000.00	64,707.77	.00	-54,707.77	647.1%
TOTAL GEN OB REFUNDING BOND SR	5,735,375.00	5,735,375.00	6,149,730.34	.00	-414,355.34	107.2%
TOTAL REVENUES	5,735,375.00	5,735,375.00	6,149,730.34	.00	-414,355.34	
202 UNLIMITED TAX ROAD BONDS						
40 Tax Collections						
202 400100 CURRENT AD VALOREM TAXE	1,861,683.00	1,861,683.00	1,986,327.18	873.55	-124,644.18	106.7
202 400400 PEN & INT - CURRENT LEV	7,762.00	7,762.00	8,269.59	821.04	-507.59	106.5
202 400500 DELIQ TAXES - PRIOR YEA	11,549.00	11,549.00	4,580.79	298.62	6,968.21	39.7
202 400600 PEN & INT - PRIOR YEARS	5,869.00	5,869.00	4,376.45	136.51	1,492.55	74.6
TOTAL Tax Collections	1,886,863.00	1,886,863.00	2,003,554.01	2,129.72	-116,691.01	106.2%
47 Interest						
202 470000 INTEREST INCOME	1,200.00	1,200.00	21,315.78	857.34	-20,115.78	1776.3

REVENUE SUMMARIES REPORT
ACCOUNT SUMMARY JULY 2023

FOR 2023 10

	ORIGINAL ESTIM REV	REVISED EST REV	ACTUAL YTD REVENUE	ACTUAL MTD REVENUE	REMAINING REVENUE	PCT COLL
TOTAL Interest	1,200.00	1,200.00	21,315.78	857.34	-20,115.78	1776.3%
TOTAL UNLIMITED TAX ROAD BONDS	1,888,063.00	1,888,063.00	2,024,869.79	2,987.06	-136,806.79	107.2%
TOTAL REVENUES	1,888,063.00	1,888,063.00	2,024,869.79	2,987.06	-136,806.79	
203 GEN OB REFUNDING BOND SRS 2021						
40 Tax Collections						
203 400100 CURRENT AD VALOREM TAXE	732,357.00	732,357.00	783,586.22	2,997.02	-51,229.22	107.0
203 400400 PEN & INT - CURRENT LEV	3,050.00	3,050.00	5,745.31	2,816.91	-2,695.31	188.4
203 400500 DELIQ TAXES - PRIOR YEA	4,537.00	4,537.00	1,471.65	1,117.22	3,065.35	32.4
203 400600 PEN & INT - PRIOR YEARS	2,306.00	2,306.00	861.66	510.71	1,444.34	37.4
TOTAL Tax Collections	742,250.00	742,250.00	791,664.84	7,441.86	-49,414.84	106.7%
47 Interest						
203 470000 INTEREST INCOME	50.00	50.00	23,607.24	2,662.39	-23,557.24	*******
TOTAL Interest	50.00	50.00	23,607.24	2,662.39	-23,557.24	*******%
TOTAL GEN OB REFUNDING BOND SR	742,300.00	742,300.00	815,272.08	10,104.25	-72,972.08	109.8%
TOTAL REVENUES	742,300.00	742,300.00	815,272.08	10,104.25	-72,972.08	
206 GEN OB REFUNDING BOND SRS 2013						
40 Tax Collections						
206 400100 CURRENT AD VALOREM TAXE	710,797.00	710,797.00	.00	.00	710,797.00	.0
206 400400 PEN & INT - CURRENT LEV	2,914.00	2,914.00	.00	.00	2,914.00	.0
206 400500 DELIQ TAXES - PRIOR YEA	4,336.00	4,336.00	.00	.00	4,336.00	.0
206 400600 PEN & INT - PRIOR YEARS	2,203.00	2,203.00	.00	.00	2,203.00	.0
TOTAL Tax Collections	720,250.00	720,250.00	.00	.00	720,250.00	.0%
47 Interest						

REVENUE SUMMARIES REPORT
ACCOUNT SUMMARY JULY 2023

FOR 2023 10

	ORIGINAL ESTIM REV	REVISED EST REV	ACTUAL YTD REVENUE	ACTUAL MTD REVENUE	REMAINING REVENUE	PCT COLL
206 470000 INTEREST INCOME	1,000.00	1,000.00	.00	.00	1,000.00	.0
TOTAL Interest	1,000.00	1,000.00	.00	.00	1,000.00	.0%
73 Draws						
206 736100 DRAW FROM RESERVES	74,800.00	74,800.00	.00	.00	74,800.00	.0
TOTAL Draws	74,800.00	74,800.00	.00	.00	74,800.00	.0%
TOTAL GEN OB REFUNDING BOND SR	796,050.00	796,050.00	.00	.00	796,050.00	.0%
TOTAL REVENUES	796,050.00	796,050.00	.00	.00	796,050.00	
208 SPECIAL TAX REVENUE BONDS 2020						
47 Interest						
208 470000 INTEREST INCOME	.00	.00	31,321.43	1,284.13	-31,321.43	100.0
TOTAL Interest	.00	.00	31,321.43	1,284.13	-31,321.43	100.0%
73 Draws						
208 736100 DRAW FROM RESERVES	610,816.00	610,816.00	.00	.00	610,816.00	.0
TOTAL Draws	610,816.00	610,816.00	.00	.00	610,816.00	.0%
80 Transfers						
208 807900 XFER FROM VENUE HOT STV	599,740.00	599,740.00	599,740.00	.00	.00	100.0
TOTAL Transfers	599,740.00	599,740.00	599,740.00	.00	.00	100.0%
TOTAL SPECIAL TAX REVENUE BOND	1,210,556.00	1,210,556.00	631,061.43	1,284.13	579,494.57	52.1%
TOTAL REVENUES	1,210,556.00	1,210,556.00	631,061.43	1,284.13	579,494.57	

REVENUE SUMMARIES REPORT
ACCOUNT SUMMARY JULY 2023

FOR 2023 10

	ORIGINAL ESTIM REV	REVISED EST REV	ACTUAL YTD REVENUE	ACTUAL MTD REVENUE	REMAINING REVENUE	PCT COLL
301 MPO ROAD CONSTRUCTION						
47 Interest						
301 470000 INTEREST INCOME	100.00	100.00	34,814.33	742.15	-34,714.33	*******
TOTAL Interest	100.00	100.00	34,814.33	742.15	-34,714.33	*******%
80 Transfers						
301 801100 XFER FROM GENERAL FUND	1,410,100.00	1,410,100.00	1,410,100.00	.00	.00	100.0
TOTAL Transfers	1,410,100.00	1,410,100.00	1,410,100.00	.00	.00	100.0%
TOTAL MPO ROAD CONSTRUCTION	1,410,200.00	1,410,200.00	1,444,914.33	742.15	-34,714.33	102.5%
TOTAL REVENUES	1,410,200.00	1,410,200.00	1,444,914.33	742.15	-34,714.33	
302 TAX ROAD BOND CONTRUCTION						
47 Interest						
302 470000 INTEREST INCOME	60,000.00	60,000.00	1,590,387.33	59,426.90	-1,530,387.33	2650.6
TOTAL Interest	60,000.00	60,000.00	1,590,387.33	59,426.90	-1,530,387.33	2650.6%
48 Other Revenue						
302 485500 BOND PROCEEDS	53,525,000.00	53,525,000.00	46,427,856.18	.00	7,097,143.82	86.7
TOTAL Other Revenue	53,525,000.00	53,525,000.00	46,427,856.18	.00	7,097,143.82	86.7%
73 Draws						
302 736100 DRAW FROM RESERVES	33,056,624.00	33,056,624.00	.00	.00	33,056,624.00	.0

REVENUE SUMMARIES REPORT
ACCOUNT SUMMARY JULY 2023

FOR 2023 10

	ORIGINAL ESTIM REV	REVISED EST REV	ACTUAL YTD REVENUE	ACTUAL MTD REVENUE	REMAINING REVENUE	PCT COLL
TOTAL Draws	33,056,624.00	33,056,624.00	.00	.00	33,056,624.00	.0%
TOTAL TAX ROAD BOND CONTRUCTIO	86,641,624.00	86,641,624.00	48,018,243.51	59,426.90	38,623,380.49	55.4%
TOTAL REVENUES	86,641,624.00	86,641,624.00	48,018,243.51	59,426.90	38,623,380.49	
307 CRTC RENOVATIONS #2						
47 Interest						
307 470000 INTEREST INCOME	4,000.00	4,000.00	57,274.05	2,140.23	-53,274.05	1431.9
TOTAL Interest	4,000.00	4,000.00	57,274.05	2,140.23	-53,274.05	1431.9%
73 Draws						
307 736100 DRAW FROM RESERVES	1,900,000.00	1,900,000.00	.00	.00	1,900,000.00	.0
TOTAL Draws	1,900,000.00	1,900,000.00	.00	.00	1,900,000.00	.0%
80 Transfers						
307 801100 XFER FROM GENERAL FUND	1,010,000.00	1,010,000.00	.00	.00	1,010,000.00	.0
TOTAL Transfers	1,010,000.00	1,010,000.00	.00	.00	1,010,000.00	.0%
TOTAL CRTC RENOVATIONS #2	2,914,000.00	2,914,000.00	57,274.05	2,140.23	2,856,725.95	2.0%
TOTAL REVENUES	2,914,000.00	2,914,000.00	57,274.05	2,140.23	2,856,725.95	
308 VENUE CAPITAL PROJECT						
47 Interest						
308 470000 INTEREST INCOME	.00	.00	18,509.50	478.08	-18,509.50	100.0

REVENUE SUMMARIES REPORT
ACCOUNT SUMMARY JULY 2023

FOR 2023 10

	ORIGINAL ESTIM REV	REVISED EST REV	ACTUAL YTD REVENUE	ACTUAL MTD REVENUE	REMAINING REVENUE	PCT COLL
TOTAL Interest	.00	.00	18,509.50	478.08	-18,509.50	100.0%
73 Draws						
308 736100 DRAW FROM RESERVES	169,160.00	169,160.00	.00	.00	169,160.00	.0
TOTAL Draws	169,160.00	169,160.00	.00	.00	169,160.00	.0%
80 Transfers						
308 807900 XFER FROM VENUE HOT STV	.00	745,531.00	745,530.17	.00	.83	100.0
TOTAL Transfers	.00	745,531.00	745,530.17	.00	.83	100.0%
TOTAL VENUE CAPITAL PROJECT	169,160.00	914,691.00	764,039.67	478.08	150,651.33	83.5%
TOTAL REVENUES	169,160.00	914,691.00	764,039.67	478.08	150,651.33	
401 EMPLOYEE HEALTH BENEFIT						
47 Interest						
401 470000 INTEREST INCOME	20,000.00	20,000.00	158,658.69	3,942.21	-138,658.69	793.3
TOTAL Interest	20,000.00	20,000.00	158,658.69	3,942.21	-138,658.69	793.3%
48 Other Revenue						
401 480600 INSURANCE REIMBURSEMENT	50,000.00	50,000.00	.00	.00	50,000.00	.0
401 483010 SURVIVOR SB872 INSURANC	8,000.00	8,000.00	.00	.00	8,000.00	.0
401 483100 COBRA INSURANCE PREMIUM	10,000.00	10,000.00	5,423.70	1,082.26	4,576.30	54.2
401 483200 RETIREE INSURANCE PREMI	160,000.00	160,000.00	108,025.00	12,635.00	51,975.00	67.5
401 484400 STOP LOSS REIMBURSEMENT	250,000.00	250,000.00	205,314.78	80,386.76	44,685.22	82.1
401 485100 EMPLOYEE MEDICAL SHARE	1,700,000.00	1,700,000.00	1,352,578.14	133,828.52	347,421.86	79.6
401 485200 COUNTY MEDICAL SHARE	10,614,000.00	10,614,000.00	7,777,532.17	758,538.49	2,836,467.83	73.3

REVENUE SUMMARIES REPORT
ACCOUNT SUMMARY JULY 2023

FOR 2023 10

	ORIGINAL ESTIM REV	REVISED EST REV	ACTUAL YTD REVENUE	ACTUAL MTD REVENUE	REMAINING REVENUE	PCT COLL
401 489900 OTHER REVENUE	25,000.00	25,000.00	4,742.04	.00	20,257.96	19.0
TOTAL Other Revenue	12,817,000.00	12,817,000.00	9,453,615.83	986,471.03	3,363,384.17	73.8%
73 Draws						
401 736100 DRAW FROM RESERVES	1,888,000.00	1,888,000.00	.00	.00	1,888,000.00	.0
TOTAL Draws	1,888,000.00	1,888,000.00	.00	.00	1,888,000.00	.0%
TOTAL EMPLOYEE HEALTH BENEFIT	14,725,000.00	14,725,000.00	9,612,274.52	990,413.24	5,112,725.48	65.3%
TOTAL REVENUES	14,725,000.00	14,725,000.00	9,612,274.52	990,413.24	5,112,725.48	
403 WORKERS COMPENSATION						
47 Interest						
403 470000 INTEREST INCOME	20,000.00	20,000.00	289,245.56	11,807.03	-269,245.56	1446.2
TOTAL Interest	20,000.00	20,000.00	289,245.56	11,807.03	-269,245.56	1446.2%
48 Other Revenue						
403 480600 INSURANCE REIMBURSEMENT	10,000.00	10,000.00	.00	.00	10,000.00	.0
403 485210 COUNTY W/C SHARE	1,800,000.00	1,800,000.00	1,631,095.75	157,883.32	168,904.25	90.6
403 489900 OTHER REVENUE	500.00	500.00	.00	.00	500.00	.0
TOTAL Other Revenue	1,810,500.00	1,810,500.00	1,631,095.75	157,883.32	179,404.25	90.1%
TOTAL WORKERS COMPENSATION	1,830,500.00	1,830,500.00	1,920,341.31	169,690.35	-89,841.31	104.9%
TOTAL REVENUES	1,830,500.00	1,830,500.00	1,920,341.31	169,690.35	-89,841.31	
GRAND TOTAL	361,585,240.00	361,693,930.00	260,111,697.26	7,997,650.98	101,582,448.74	71.9%

** END OF REPORT - Generated by Scott, Rhonda **

Revenue Summaries Report

For Fiscal: 2022-2023 Period Ending 07/31/23

Group/Fund Summary

REVENUE SUMMARIES REPORT

GROUP SUMMARY JULY 2023

FOR 2023 10

	ORIGINAL ESTIM REV	REVISED EST REV	ACTUAL YTD REVENUE	ACTUAL MTD REVENUE	REMAINING REVENUE	PCT COLL
011 GENERAL FUND						
40 Tax Collections	121,399,223.00	121,399,223.00	104,370,291.01	3,002,663.11	17,028,931.99	86.0%
41 Licenses/Permits	194,419.00	194,419.00	120,070.70	14,154.50	74,348.30	61.8%
42 Intergovernmental	3,120,907.00	3,139,837.00	2,331,745.54	223,893.46	808,091.46	74.3%
43 Fees	3,195,455.00	3,195,455.00	2,458,708.77	305,524.04	736,962.23	76.9%
44 Commissions	4,550,641.00	4,550,641.00	5,252,738.24	109,448.17	-702,097.24	115.4%
45 Charges for Services	2,174,555.00	2,174,555.00	861,752.63	74,564.69	1,312,802.37	39.6%
46 Fines/Forfeitures	504,692.00	504,692.00	442,108.02	37,517.97	62,583.98	87.6%
47 Interest	197,197.00	197,197.00	1,851,662.93	93,853.36	-1,654,465.93	939.0%
48 Other Revenue	2,177,628.00	2,177,628.00	4,699,955.97	154,897.11	-2,522,327.97	215.8%
73 Draws	2,141,660.00	2,141,660.00	.00	.00	2,141,660.00	.0%
80 Transfers	2,900,000.00	3,420,000.00	.00	.00	3,420,000.00	.0%
TOTAL REVENUES	142,556,377.00	143,095,307.00	122,389,033.81	4,016,516.41	20,706,489.19	
020 CONSOLIDATED ROAD AND BRIDGE						
42 Intergovernmental	412,500.00	412,500.00	411,963.50	.00	536.50	99.9%
45 Charges for Services	2,757,000.00	2,757,000.00	2,290,840.98	224,250.00	466,159.02	83.1%
47 Interest	10,000.00	10,000.00	205,207.21	8,470.83	-195,207.21	2052.1%
48 Other Revenue	372,500.00	372,500.00	233,499.45	61,988.45	139,000.55	62.7%
73 Draws	800,000.00	800,000.00	.00	.00	800,000.00	.0%
80 Transfers	12,375,556.00	12,516,656.00	12,516,656.00	.00	.00	100.0%
TOTAL REVENUES	16,727,556.00	16,868,656.00	15,658,167.14	294,709.28	1,210,488.86	
031 PRECINCT 1 PARK						
40 Tax Collections	136,433.00	136,433.00	133,407.37	146.75	3,025.63	97.8%
47 Interest	2,500.00	2,500.00	16,972.67	666.69	-14,472.67	678.9%
48 Other Revenue	16,000.00	16,000.00	8,100.00	900.00	7,900.00	50.6%
73 Draws	47,811.00	47,811.00	.00	.00	47,811.00	.0%
TOTAL REVENUES	202,744.00	202,744.00	158,480.04	1,713.44	44,263.96	
032 SLATON/ROOSEVELT PARK						
40 Tax Collections	136,433.00	136,433.00	133,407.37	146.75	3,025.63	97.8%

REVENUE SUMMARIES REPORT
GROUP SUMMARY JULY 2023

FOR 2023 10

	ORIGINAL ESTIM REV	REVISED EST REV	ACTUAL YTD REVENUE	ACTUAL MTD REVENUE	REMAINING REVENUE	PCT COLL
47 Interest	750.00	750.00	3,501.10	142.22	-2,751.10	466.8%
48 Other Revenue	8,000.00	8,000.00	7,125.00	1,150.00	875.00	89.1%
TOTAL REVENUES	145,183.00	145,183.00	144,033.47	1,438.97	1,149.53	
033 IDALOU/NEW DEAL PARK						
40 Tax Collections	136,433.00	136,433.00	133,407.37	146.75	3,025.63	97.8%
47 Interest	1,000.00	1,000.00	9,157.46	336.66	-8,157.46	915.7%
48 Other Revenue	6,200.00	6,200.00	7,500.00	1,300.00	-1,300.00	121.0%
73 Draws	20,399.00	20,399.00	.00	.00	20,399.00	.0%
TOTAL REVENUES	164,032.00	164,032.00	150,064.83	1,783.41	13,967.17	
034 SHALLOWATER PARK						
40 Tax Collections	136,433.00	136,433.00	133,407.37	146.75	3,025.63	97.8%
47 Interest	1,000.00	1,000.00	10,666.64	432.72	-9,666.64	1066.7%
48 Other Revenue	2,250.00	2,250.00	6,351.00	1,475.00	-4,101.00	282.3%
73 Draws	59,948.00	59,948.00	.00	.00	59,948.00	.0%
TOTAL REVENUES	199,631.00	199,631.00	150,425.01	2,054.47	49,205.99	
041 PERMANENT IMPROVEMENT						
UNDEFINED CHAR	.00	.00	-9,710,452.00	.00	9,710,452.00	100.0%
40 Tax Collections	2,727,534.00	2,727,534.00	2,668,144.85	2,935.04	59,389.15	97.8%
47 Interest	35,000.00	35,000.00	207,313.56	7,792.45	-172,313.56	592.3%
48 Other Revenue	483,732.00	483,732.00	403,110.00	40,311.00	80,622.00	83.3%
73 Draws	2,762,883.00	2,762,883.00	.00	.00	2,762,883.00	.0%
80 Transfers	3,610,000.00	6,776,083.00	4,176,636.00	.00	2,599,447.00	61.6%
TOTAL REVENUES	9,619,149.00	12,785,232.00	-2,255,247.59	51,038.49	15,040,479.59	
043 LCETRZ NO1 TAX INCREMENT FUND						
47 Interest	1,000.00	1,000.00	6,212.73	240.94	-5,212.73	621.3%
80 Transfers	190,000.00	190,000.00	.00	.00	190,000.00	.0%
TOTAL REVENUES	191,000.00	191,000.00	6,212.73	240.94	184,787.27	
046 TJJD (P) JJAEP GRANT						

REVENUE SUMMARIES REPORT
GROUP SUMMARY JULY 2023

FOR 2023 10

	ORIGINAL ESTIM REV	REVISED EST REV	ACTUAL YTD REVENUE	ACTUAL MTD REVENUE	REMAINING REVENUE	PCT COLL
42 Intergovernmental	80,000.00	80,000.00	18,234.50	.00	61,765.50	22.8%
TOTAL REVENUES	80,000.00	80,000.00	18,234.50	.00	61,765.50	
047 TJJD TJJD DSA RISK & NEEDS ASS						
42 Intergovernmental	15,628.00	15,628.00	13,433.68	.00	2,194.32	86.0%
TOTAL REVENUES	15,628.00	15,628.00	13,433.68	.00	2,194.32	
048 TJJD DSA RESIDENTIAL PROJECTS						
42 Intergovernmental	.00	127,520.00	116,897.00	10,627.00	10,623.00	91.7%
TOTAL REVENUES	.00	127,520.00	116,897.00	10,627.00	10,623.00	
049 TJJD DSA PREVENT/INTERVENTION						
42 Intergovernmental	.00	66,000.00	66,000.00	5,500.00	.00	100.0%
TOTAL REVENUES	.00	66,000.00	66,000.00	5,500.00	.00	
050 JUVENILE STAR PROGRAM						
42 Intergovernmental	425,000.00	425,000.00	425,000.00	.00	.00	100.0%
48 Other Revenue	1,895.00	1,895.00	.00	.00	1,895.00	.0%
80 Transfers	234,600.00	198,595.00	175,000.00	.00	23,595.00	88.1%
TOTAL REVENUES	661,495.00	625,490.00	600,000.00	.00	25,490.00	
051 JUVENILE PROBATION						
45 Charges for Services	5,000.00	5,000.00	5,741.00	1,111.00	-741.00	114.8%
47 Interest	10,000.00	10,000.00	198,694.11	8,109.13	-188,694.11	1986.9%
48 Other Revenue	2,000.00	2,000.00	947.30	115.18	1,052.70	47.4%
73 Draws	3,610,000.00	3,610,000.00	.00	.00	3,610,000.00	.0%
80 Transfers	8,458,221.00	8,458,221.00	7,048,517.50	704,851.75	1,409,703.50	83.3%
TOTAL REVENUES	12,085,221.00	12,085,221.00	7,253,899.91	714,187.06	4,831,321.09	
054 TJJD (A) JUV PROB COMM GRANT						

REVENUE SUMMARIES REPORT
GROUP SUMMARY JULY 2023

FOR 2023 10

	ORIGINAL ESTIM REV	REVISED EST REV	ACTUAL YTD REVENUE	ACTUAL MTD REVENUE	REMAINING REVENUE	PCT COLL
42 Intergovernmental	1,665,568.00	1,665,568.00	1,795,384.16	680,183.00	-129,816.16	107.8%
80 Transfers	536,010.00	536,010.00	.00	.00	536,010.00	.0%
TOTAL REVENUES	2,201,578.00	2,201,578.00	1,795,384.16	680,183.00	406,193.84	
055 JUVENILE DETENTION						
42 Intergovernmental	.00	.00	179,278.00	179,278.00	-179,278.00	100.0%
45 Charges for Services	550,000.00	550,000.00	911,930.00	71,440.00	-361,930.00	165.8%
80 Transfers	4,882,696.00	4,882,696.00	1,008,964.34	.00	3,873,731.66	20.7%
TOTAL REVENUES	5,432,696.00	5,432,696.00	2,100,172.34	250,718.00	3,332,523.66	
057 JUVENILE FOOD SERVICE						
42 Intergovernmental	157,449.00	164,040.00	166,533.42	14,360.88	-2,493.42	101.5%
48 Other Revenue	6,405.00	6,405.00	.00	.00	6,405.00	.0%
80 Transfers	255,242.00	255,242.00	73,859.23	.00	181,382.77	28.9%
TOTAL REVENUES	419,096.00	425,687.00	240,392.65	14,360.88	185,294.35	
064 TJJD (E) TITLE IV E GRANT						
42 Intergovernmental	98,000.00	.00	3,118.91	.00	-3,118.91	100.0%
80 Transfers	106,400.00	.00	.00	.00	.00	.0%
TOTAL REVENUES	204,400.00	.00	3,118.91	.00	-3,118.91	
067 CJD DWI COURT GRANT						
42 Intergovernmental	32,951.00	39,495.00	23,991.42	.00	15,503.58	60.7%
TOTAL REVENUES	32,951.00	39,495.00	23,991.42	.00	15,503.58	
070 ON LINE ACCESS						
43 Fees	35,000.00	35,000.00	.00	.00	35,000.00	.0%
47 Interest	1,000.00	1,000.00	9,737.38	374.31	-8,737.38	973.7%
73 Draws	149,000.00	149,000.00	.00	.00	149,000.00	.0%
TOTAL REVENUES	185,000.00	185,000.00	9,737.38	374.31	175,262.62	

REVENUE SUMMARIES REPORT
GROUP SUMMARY JULY 2023

FOR 2023 10

	ORIGINAL ESTIM REV	REVISED EST REV	ACTUAL YTD REVENUE	ACTUAL MTD REVENUE	REMAINING REVENUE	PCT COLL
072 CJD DRUG COURT GRANT						
42 Intergovernmental	44,092.00	44,092.00	29,706.68	5,734.62	14,385.32	67.4%
TOTAL REVENUES	44,092.00	44,092.00	29,706.68	5,734.62	14,385.32	
074 COUNTY DRUG COURT COURT COST						
43 Fees	20,000.00	20,000.00	18,447.48	1,725.28	1,552.52	92.2%
47 Interest	700.00	700.00	8,450.98	336.98	-7,750.98	1207.3%
73 Draws	12,540.00	12,540.00	.00	.00	12,540.00	.0%
TOTAL REVENUES	33,240.00	33,240.00	26,898.46	2,062.26	6,341.54	
075 DISPUTE RESOLUTION						
43 Fees	354,565.00	371,565.00	311,973.03	22,325.56	59,591.97	84.0%
47 Interest	.00	.00	981.42	5.37	-981.42	100.0%
73 Draws	24,461.00	24,461.00	.00	.00	24,461.00	.0%
TOTAL REVENUES	379,026.00	396,026.00	312,954.45	22,330.93	83,071.55	
076 USDA AG MEDIATION GRANT						
42 Intergovernmental	300,000.00	300,000.00	116,946.19	.00	183,053.81	39.0%
43 Fees	1,500.00	1,500.00	81.25	.00	1,418.75	5.4%
48 Other Revenue	118,500.00	118,500.00	4,781.25	.00	113,718.75	4.0%
80 Transfers	.00	.00	45,338.55	.00	-45,338.55	100.0%
TOTAL REVENUES	420,000.00	420,000.00	167,147.24	.00	252,852.76	
077 DOMESTIC RELATIONS OFFICE						
42 Intergovernmental	.00	15,000.00	15,000.00	.00	.00	100.0%
43 Fees	179,600.00	200,600.00	141,030.95	8,996.12	59,569.05	70.3%
47 Interest	.00	.00	1,054.37	38.58	-1,054.37	100.0%
73 Draws	32,744.00	32,744.00	.00	.00	32,744.00	.0%
TOTAL REVENUES	212,344.00	248,344.00	157,085.32	9,034.70	91,258.68	
078 MEDIATION & MENTAL HEALTH GRAN						

REVENUE SUMMARIES REPORT
GROUP SUMMARY JULY 2023

FOR 2023 10

	ORIGINAL ESTIM REV	REVISED EST REV	ACTUAL YTD REVENUE	ACTUAL MTD REVENUE	REMAINING REVENUE	PCT COLL
42 Intergovernmental	.00	1,437.00	1,437.23	.00	-.23	100.0%
48 Other Revenue	.00	809.00	361.10	.00	447.90	44.6%
80 Transfers	.00	151.00	90.77	.00	60.23	60.1%
TOTAL REVENUES	.00	2,397.00	1,889.10	.00	507.90	
079 VENUE HOT & STVR TAX						
40 Tax Collections	2,705,000.00	2,705,000.00	2,471,997.22	291,155.21	233,002.78	91.4%
47 Interest	30,000.00	30,000.00	269,405.77	34,425.70	-239,405.77	898.0%
48 Other Revenue	.00	.00	16,152.67	.00	-16,152.67	100.0%
TOTAL REVENUES	2,735,000.00	2,735,000.00	2,757,555.66	325,580.91	-22,555.66	
081 LAW LIBRARY						
45 Charges for Services	172,200.00	172,200.00	138,274.59	13,291.52	33,925.41	80.3%
47 Interest	.00	.00	151.60	13.67	-151.60	100.0%
48 Other Revenue	200.00	200.00	190.00	49.10	10.00	95.0%
80 Transfers	28,710.00	28,710.00	28,710.00	.00	.00	100.0%
TOTAL REVENUES	201,110.00	201,110.00	167,326.19	13,354.29	33,783.81	
083 ELECTION SERVICES						
45 Charges for Services	769,775.00	769,775.00	371,875.97	-342,680.83	397,899.03	48.3%
TOTAL REVENUES	769,775.00	769,775.00	371,875.97	-342,680.83	397,899.03	
084 HELP AMERICA VOTE ACT						
42 Intergovernmental	4,024,697.00	4,024,697.00	325.64	.00	4,024,371.36	.0%
TOTAL REVENUES	4,024,697.00	4,024,697.00	325.64	.00	4,024,371.36	
085 ELECTION ADMINISTRATION						
45 Charges for Services	64,000.00	64,000.00	63,309.29	63,309.29	690.71	98.9%

REVENUE SUMMARIES REPORT
GROUP SUMMARY JULY 2023

FOR 2023 10

	ORIGINAL ESTIM REV	REVISED EST REV	ACTUAL YTD REVENUE	ACTUAL MTD REVENUE	REMAINING REVENUE	PCT COLL
47 Interest	.00	.00	7,214.57	342.55	-7,214.57	100.0%
TOTAL REVENUES	64,000.00	64,000.00	70,523.86	63,651.84	-6,523.86	
086 ELECTION EQUIPMENT						
45 Charges for Services	75,000.00	75,000.00	279,371.54	279,371.54	-204,371.54	372.5%
47 Interest	.00	.00	9,450.71	658.76	-9,450.71	100.0%
73 Draws	100.00	100.00	.00	.00	100.00	.0%
TOTAL REVENUES	75,100.00	75,100.00	288,822.25	280,030.30	-213,722.25	
090 DIST CLK RECORDS MGT. AND PRES						
43 Fees	18,800.00	18,800.00	415.45	38.47	18,384.55	2.2%
47 Interest	600.00	600.00	1,444.61	47.77	-844.61	240.8%
73 Draws	23,902.00	23,902.00	.00	.00	23,902.00	.0%
TOTAL REVENUES	43,302.00	43,302.00	1,860.06	86.24	41,441.94	
091 CTY CLK RECORDS MGT. AND PRES						
43 Fees	545,725.00	545,725.00	412,043.46	43,083.69	133,681.54	75.5%
47 Interest	10,000.00	10,000.00	157,456.28	6,326.30	-147,456.28	1574.6%
73 Draws	92,733.00	92,733.00	.00	.00	92,733.00	.0%
TOTAL REVENUES	648,458.00	648,458.00	569,499.74	49,409.99	78,958.26	
092 CTY RECORDS MGT. AND PRES						
43 Fees	58,000.00	58,000.00	138,190.29	14,098.38	-80,190.29	238.3%
47 Interest	6,000.00	6,000.00	14,016.04	584.34	-8,016.04	233.6%
73 Draws	22,201.00	22,201.00	.00	.00	22,201.00	.0%
TOTAL REVENUES	86,201.00	86,201.00	152,206.33	14,682.72	-66,005.33	
093 COURTHOUSE SECURITY						
43 Fees	115,111.00	115,111.00	141,655.56	13,847.83	-26,544.56	123.1%

REVENUE SUMMARIES REPORT
GROUP SUMMARY JULY 2023

FOR 2023 10

	ORIGINAL ESTIM REV	REVISED EST REV	ACTUAL YTD REVENUE	ACTUAL MTD REVENUE	REMAINING REVENUE	PCT COLL
47 Interest	60.00	60.00	3,012.62	134.04	-2,952.62	5021.0%
TOTAL REVENUES	115,171.00	115,171.00	144,668.18	13,981.87	-29,497.18	
094 COURT RECORD PRESERVATION						
43 Fees	48,000.00	48,000.00	138.44	10.09	47,861.56	.3%
47 Interest	600.00	600.00	8,503.26	309.91	-7,903.26	1417.2%
TOTAL REVENUES	48,600.00	48,600.00	8,641.70	320.00	39,958.30	
095 LOCAL TRUANCY PREVENT & DIVERS						
43 Fees	20,000.00	20,000.00	11,981.43	995.96	8,018.57	59.9%
47 Interest	15.00	15.00	1,316.68	57.39	-1,301.68	8777.9%
TOTAL REVENUES	20,015.00	20,015.00	13,298.11	1,053.35	6,716.89	
096 HISTORICAL COMMISSION						
47 Interest	600.00	600.00	448.03	15.72	151.97	74.7%
73 Draws	12,150.00	12,150.00	.00	.00	12,150.00	.0%
80 Transfers	5,550.00	5,550.00	5,550.00	.00	.00	100.0%
TOTAL REVENUES	18,300.00	18,300.00	5,998.03	15.72	12,301.97	
097 CHILD ABUSE PREVENTION						
43 Fees	1,500.00	1,500.00	157.18	23.60	1,342.82	10.5%
47 Interest	25.00	25.00	132.90	4.07	-107.90	531.6%
TOTAL REVENUES	1,525.00	1,525.00	290.08	27.67	1,234.92	
099 CTY/DIST COURT TECHNOLOGY						
43 Fees	3,300.00	3,300.00	3,275.80	319.28	24.20	99.3%
47 Interest	300.00	300.00	2,433.35	96.04	-2,133.35	811.1%
73 Draws	900.00	900.00	.00	.00	900.00	.0%
TOTAL REVENUES	4,500.00	4,500.00	5,709.15	415.32	-1,209.15	
102 DIST COURT RECORDS TECHNOLOGY						

REVENUE SUMMARIES REPORT
GROUP SUMMARY JULY 2023

FOR 2023 10

	ORIGINAL ESTIM REV	REVISED EST REV	ACTUAL YTD REVENUE	ACTUAL MTD REVENUE	REMAINING REVENUE	PCT COLL
43 Fees	20,000.00	20,000.00	499.97	66.83	19,500.03	2.5%
47 Interest	500.00	500.00	3,284.25	67.83	-2,784.25	656.9%
73 Draws	39,500.00	39,500.00	.00	.00	39,500.00	.0%
TOTAL REVENUES	60,000.00	60,000.00	3,784.22	134.66	56,215.78	
103 COUNTY CLERK RECORDS ARCHIVES						
43 Fees	550,000.00	550,000.00	408,240.00	42,700.00	141,760.00	74.2%
47 Interest	10,000.00	10,000.00	114,146.65	4,629.06	-104,146.65	1141.5%
73 Draws	920,000.00	920,000.00	.00	.00	920,000.00	.0%
TOTAL REVENUES	1,480,000.00	1,480,000.00	522,386.65	47,329.06	957,613.35	
105 COMMUNITY/ECONOMIC DEV PRG						
42 Intergovernmental	16,000.00	16,000.00	.00	.00	16,000.00	.0%
47 Interest	700.00	700.00	15,852.22	556.15	-15,152.22	2264.6%
73 Draws	8,010.00	8,010.00	.00	.00	8,010.00	.0%
TOTAL REVENUES	24,710.00	24,710.00	15,852.22	556.15	8,857.78	
106 AMERICAN RESCUE PLAN ACT						
42 Intergovernmental	34,372,468.00	29,698,352.00	29,636,114.77	.00	62,237.23	99.8%
47 Interest	.00	.00	1,122,155.56	26,344.54	-1,122,155.56	100.0%
TOTAL REVENUES	34,372,468.00	29,698,352.00	30,758,270.33	26,344.54	-1,059,918.33	
108 JP1 JUSTICE COURT TECHNOLOGY						
43 Fees	6,500.00	6,500.00	4,233.75	342.31	2,266.25	65.1%
47 Interest	300.00	300.00	1,836.99	72.85	-1,536.99	612.3%
73 Draws	22,001.00	22,001.00	.00	.00	22,001.00	.0%
TOTAL REVENUES	28,801.00	28,801.00	6,070.74	415.16	22,730.26	
109 JP2 JUSTICE COURT TECHNOLOGY						

REVENUE SUMMARIES REPORT
GROUP SUMMARY JULY 2023

FOR 2023 10

	ORIGINAL ESTIM REV	REVISED EST REV	ACTUAL YTD REVENUE	ACTUAL MTD REVENUE	REMAINING REVENUE	PCT COLL
43 Fees	2,000.00	2,000.00	1,765.74	186.05	234.26	88.3%
47 Interest	333.00	333.00	2,862.52	112.04	-2,529.52	859.6%
73 Draws	17,667.00	17,667.00	.00	.00	17,667.00	.0%
TOTAL REVENUES	20,000.00	20,000.00	4,628.26	298.09	15,371.74	
110 JP3 JUSTICE COURT TECHNOLOGY						
43 Fees	2,000.00	2,000.00	1,133.78	99.40	866.22	56.7%
47 Interest	101.00	101.00	844.80	30.01	-743.80	836.4%
73 Draws	18,417.00	18,417.00	.00	.00	18,417.00	.0%
TOTAL REVENUES	20,518.00	20,518.00	1,978.58	129.41	18,539.42	
111 JP4 JUSTICE COURT TECHNOLOGY						
43 Fees	7,330.00	7,330.00	3,699.49	283.08	3,630.51	50.5%
47 Interest	300.00	300.00	2,993.49	118.08	-2,693.49	997.8%
73 Draws	920.00	920.00	.00	.00	920.00	.0%
TOTAL REVENUES	8,550.00	8,550.00	6,692.98	401.16	1,857.02	
112 COURT FACILITY FEE						
43 Fees	95,000.00	95,000.00	78,726.83	7,574.55	16,273.17	82.9%
47 Interest	.00	.00	3,213.17	165.90	-3,213.17	100.0%
TOTAL REVENUES	95,000.00	95,000.00	81,940.00	7,740.45	13,060.00	
114 JUDICIAL EDUCATION & SUPPORT						
43 Fees	5,568.00	5,568.00	4,010.00	255.00	1,558.00	72.0%
47 Interest	.00	.00	177.29	8.94	-177.29	100.0%
TOTAL REVENUES	5,568.00	5,568.00	4,187.29	263.94	1,380.71	
115 LANGUAGE ACCESS						
43 Fees	33,414.00	33,414.00	30,697.29	2,960.21	2,716.71	91.9%

REVENUE SUMMARIES REPORT
GROUP SUMMARY JULY 2023

FOR 2023 10

	ORIGINAL ESTIM REV	REVISED EST REV	ACTUAL YTD REVENUE	ACTUAL MTD REVENUE	REMAINING REVENUE	PCT COLL
47 Interest	.00	.00	1,202.64	62.36	-1,202.64	100.0%
TOTAL REVENUES	33,414.00	33,414.00	31,899.93	3,022.57	1,514.07	
122 SHERIFF CONTRABAND						
46 Fines/Forfeitures	250,000.00	250,000.00	91,907.16	.00	158,092.84	36.8%
47 Interest	3,500.00	3,500.00	10,476.18	.00	-6,976.18	299.3%
48 Other Revenue	10,000.00	10,000.00	.00	.00	10,000.00	.0%
73 Draws	126,500.00	126,500.00	.00	.00	126,500.00	.0%
TOTAL REVENUES	390,000.00	390,000.00	102,383.34	.00	287,616.66	
124 INMATE SUPPLY						
47 Interest	14,000.00	14,000.00	40,217.35	.00	-26,217.35	287.3%
48 Other Revenue	1,100,000.00	1,100,000.00	414,211.14	.00	685,788.86	37.7%
TOTAL REVENUES	1,114,000.00	1,114,000.00	454,428.49	.00	659,571.51	
126 VINE GRANT						
42 Intergovernmental	30,171.00	30,171.00	22,052.37	.00	8,118.63	73.1%
TOTAL REVENUES	30,171.00	30,171.00	22,052.37	.00	8,118.63	
128 HOMELAND SECURITY GRANT						
42 Intergovernmental	150,700.00	160,705.00	103,911.68	14,701.00	56,793.32	64.7%
TOTAL REVENUES	150,700.00	160,705.00	103,911.68	14,701.00	56,793.32	
129 HAZARD MITIGATION GRANT-EM						
42 Intergovernmental	243,600.00	243,600.00	.00	.00	243,600.00	.0%
TOTAL REVENUES	243,600.00	243,600.00	.00	.00	243,600.00	
130 PROJECT SAFE NEIGHBORHOOD						

REVENUE SUMMARIES REPORT
GROUP SUMMARY JULY 2023

FOR 2023 10

	ORIGINAL ESTIM REV	REVISED EST REV	ACTUAL YTD REVENUE	ACTUAL MTD REVENUE	REMAINING REVENUE	PCT COLL
42 Intergovernmental	81,753.00	81,753.00	.00	.00	81,753.00	.0%
TOTAL REVENUES	81,753.00	81,753.00	.00	.00	81,753.00	
142 LEOSE SHERIFF						
42 Intergovernmental	50,000.00	50,000.00	20,933.92	.00	29,066.08	41.9%
47 Interest	500.00	500.00	4,757.64	186.14	-4,257.64	951.5%
73 Draws	74,500.00	74,500.00	.00	.00	74,500.00	.0%
TOTAL REVENUES	125,000.00	125,000.00	25,691.56	186.14	99,308.44	
145 SHERIFF COMMISSARY SALARY						
42 Intergovernmental	771,814.00	771,814.00	671,003.79	63,821.73	100,810.21	86.9%
TOTAL REVENUES	771,814.00	771,814.00	671,003.79	63,821.73	100,810.21	
146 LECD EMER COMMUNICATION GRANT						
42 Intergovernmental	.00	11,799.00	.00	.00	11,799.00	.0%
TOTAL REVENUES	.00	11,799.00	.00	.00	11,799.00	
150 TAG GRANT						
42 Intergovernmental	1,859,810.00	1,859,810.00	705,393.09	58,437.56	1,154,416.91	37.9%
TOTAL REVENUES	1,859,810.00	1,859,810.00	705,393.09	58,437.56	1,154,416.91	
161 CDA BUSINESS CRIMES						
43 Fees	60,000.00	60,000.00	21,371.38	.00	38,628.62	35.6%
47 Interest	380.00	380.00	3,254.47	.00	-2,874.47	856.4%
48 Other Revenue	48,120.00	48,120.00	27,176.39	.00	20,943.61	56.5%
TOTAL REVENUES	108,500.00	108,500.00	51,802.24	.00	56,697.76	
163 CDA CONTRABAND						

REVENUE SUMMARIES REPORT
GROUP SUMMARY JULY 2023

FOR 2023 10

	ORIGINAL ESTIM REV	REVISED EST REV	ACTUAL YTD REVENUE	ACTUAL MTD REVENUE	REMAINING REVENUE	PCT COLL
47 Interest	500.00	500.00	4,491.83	.00	-3,991.83	898.4%
48 Other Revenue	76,000.00	76,000.00	75,588.55	.00	411.45	99.5%
TOTAL REVENUES	76,500.00	76,500.00	80,080.38	.00	-3,580.38	
164 CDA SPATTF GRANT						
42 Intergovernmental	446,785.00	449,563.00	308,735.32	.00	140,827.68	68.7%
47 Interest	.00	.00	11,693.32	193.27	-11,693.32	100.0%
48 Other Revenue	227,158.00	239,658.00	248,055.28	20,144.84	-8,397.28	103.5%
80 Transfers	221,273.00	248,759.00	118,350.01	.00	130,408.99	47.6%
TOTAL REVENUES	895,216.00	937,980.00	686,833.93	20,338.11	251,146.07	
166 CDA JAG GRANT						
42 Intergovernmental	153,256.00	258,203.00	260,230.66	.00	-2,027.66	100.8%
47 Interest	.00	.00	7,468.58	779.61	-7,468.58	100.0%
TOTAL REVENUES	153,256.00	258,203.00	267,699.24	779.61	-9,496.24	
168 CDA Border Prosecution Unit						
42 Intergovernmental	149,762.00	149,762.00	52,893.09	.00	96,868.91	35.3%
TOTAL REVENUES	149,762.00	149,762.00	52,893.09	.00	96,868.91	
171 CDA VOCA VICTIM ADV PROJECT						
42 Intergovernmental	124,086.00	124,086.00	92,078.60	8,758.15	32,007.40	74.2%
80 Transfers	31,022.00	31,022.00	23,019.64	2,189.54	8,002.36	74.2%
TOTAL REVENUES	155,108.00	155,108.00	115,098.24	10,947.69	40,009.76	
201 GEN OB REFUNDING BOND SRS 2016						
40 Tax Collections	5,725,375.00	5,725,375.00	6,085,022.57	.00	-359,647.57	106.3%
47 Interest	10,000.00	10,000.00	64,707.77	.00	-54,707.77	647.1%
TOTAL REVENUES	5,735,375.00	5,735,375.00	6,149,730.34	.00	-414,355.34	
202 UNLIMITED TAX ROAD BONDS						

REVENUE SUMMARIES REPORT
GROUP SUMMARY JULY 2023

FOR 2023 10

	ORIGINAL ESTIM REV	REVISED EST REV	ACTUAL YTD REVENUE	ACTUAL MTD REVENUE	REMAINING REVENUE	PCT COLL
40 Tax Collections	1,886,863.00	1,886,863.00	2,003,554.01	2,129.72	-116,691.01	106.2%
47 Interest	1,200.00	1,200.00	21,315.78	857.34	-20,115.78	1776.3%
TOTAL REVENUES	1,888,063.00	1,888,063.00	2,024,869.79	2,987.06	-136,806.79	
203 GEN OB REFUNDING BOND SRS 2021						
40 Tax Collections	742,250.00	742,250.00	791,664.84	7,441.86	-49,414.84	106.7%
47 Interest	50.00	50.00	23,607.24	2,662.39	-23,557.24	*******%
TOTAL REVENUES	742,300.00	742,300.00	815,272.08	10,104.25	-72,972.08	
206 GEN OB REFUNDING BOND SRS 2013						
40 Tax Collections	720,250.00	720,250.00	.00	.00	720,250.00	.0%
47 Interest	1,000.00	1,000.00	.00	.00	1,000.00	.0%
73 Draws	74,800.00	74,800.00	.00	.00	74,800.00	.0%
TOTAL REVENUES	796,050.00	796,050.00	.00	.00	796,050.00	
208 SPECIAL TAX REVENUE BONDS 2020						
47 Interest	.00	.00	31,321.43	1,284.13	-31,321.43	100.0%
73 Draws	610,816.00	610,816.00	.00	.00	610,816.00	.0%
80 Transfers	599,740.00	599,740.00	599,740.00	.00	.00	100.0%
TOTAL REVENUES	1,210,556.00	1,210,556.00	631,061.43	1,284.13	579,494.57	
301 MPO ROAD CONSTRUCTION						
47 Interest	100.00	100.00	34,814.33	742.15	-34,714.33	*******%
80 Transfers	1,410,100.00	1,410,100.00	1,410,100.00	.00	.00	100.0%
TOTAL REVENUES	1,410,200.00	1,410,200.00	1,444,914.33	742.15	-34,714.33	
302 TAX ROAD BOND CONTRUCTION						
47 Interest	60,000.00	60,000.00	1,590,387.33	59,426.90	-1,530,387.33	2650.6%

REVENUE SUMMARIES REPORT
GROUP SUMMARY JULY 2023

FOR 2023 10

	ORIGINAL ESTIM REV	REVISED EST REV	ACTUAL YTD REVENUE	ACTUAL MTD REVENUE	REMAINING REVENUE	PCT COLL
48 Other Revenue	53,525,000.00	53,525,000.00	46,427,856.18	.00	7,097,143.82	86.7%
73 Draws	33,056,624.00	33,056,624.00	.00	.00	33,056,624.00	.0%
TOTAL REVENUES	86,641,624.00	86,641,624.00	48,018,243.51	59,426.90	38,623,380.49	
307 CRTC RENOVATIONS #2						
47 Interest	4,000.00	4,000.00	57,274.05	2,140.23	-53,274.05	1431.9%
73 Draws	1,900,000.00	1,900,000.00	.00	.00	1,900,000.00	.0%
80 Transfers	1,010,000.00	1,010,000.00	.00	.00	1,010,000.00	.0%
TOTAL REVENUES	2,914,000.00	2,914,000.00	57,274.05	2,140.23	2,856,725.95	
308 VENUE CAPITAL PROJECT						
47 Interest	.00	.00	18,509.50	478.08	-18,509.50	100.0%
73 Draws	169,160.00	169,160.00	.00	.00	169,160.00	.0%
80 Transfers	.00	745,531.00	745,530.17	.00	.83	100.0%
TOTAL REVENUES	169,160.00	914,691.00	764,039.67	478.08	150,651.33	
401 EMPLOYEE HEALTH BENEFIT						
47 Interest	20,000.00	20,000.00	158,658.69	3,942.21	-138,658.69	793.3%
48 Other Revenue	12,817,000.00	12,817,000.00	9,453,615.83	986,471.03	3,363,384.17	73.8%
73 Draws	1,888,000.00	1,888,000.00	.00	.00	1,888,000.00	.0%
TOTAL REVENUES	14,725,000.00	14,725,000.00	9,612,274.52	990,413.24	5,112,725.48	
403 WORKERS COMPENSATION						
47 Interest	20,000.00	20,000.00	289,245.56	11,807.03	-269,245.56	1446.2%
48 Other Revenue	1,810,500.00	1,810,500.00	1,631,095.75	157,883.32	179,404.25	90.1%
TOTAL REVENUES	1,830,500.00	1,830,500.00	1,920,341.31	169,690.35	-89,841.31	
GRAND TOTAL	361,585,240.00	361,693,930.00	260,111,697.26	7,997,650.98	101,582,448.74	71.9%

** END OF REPORT - Generated by Scott, Rhonda **

REVENUE SUMMARIES REPORT

FUND SUMMARY JULY 2023

FOR 2023 10

	ORIGINAL ESTIM REV	REVISED EST REV	ACTUAL YTD REVENUE	ACTUAL MTD REVENUE	REMAINING REVENUE	PCT COLL
011 GENERAL FUND						
TOTAL REVENUES	142,556,377.00	143,095,307.00	122,389,033.81	4,016,516.41	20,706,489.19	
020 CONSOLIDATED ROAD AND BRIDGE						
TOTAL REVENUES	16,727,556.00	16,868,656.00	15,658,167.14	294,709.28	1,210,488.86	
031 PRECINCT 1 PARK						
TOTAL REVENUES	202,744.00	202,744.00	158,480.04	1,713.44	44,263.96	
032 SLATON/ROOSEVELT PARK						
TOTAL REVENUES	145,183.00	145,183.00	144,033.47	1,438.97	1,149.53	
033 IDALOU/NEW DEAL PARK						
TOTAL REVENUES	164,032.00	164,032.00	150,064.83	1,783.41	13,967.17	
034 SHALLOWATER PARK						
TOTAL REVENUES	199,631.00	199,631.00	150,425.01	2,054.47	49,205.99	
041 PERMANENT IMPROVEMENT						
TOTAL REVENUES	9,619,149.00	12,785,232.00	-2,255,247.59	51,038.49	15,040,479.59	
043 LCETRZ NO1 TAX INCREMENT FUND						
TOTAL REVENUES	191,000.00	191,000.00	6,212.73	240.94	184,787.27	
046 TJJD (P) JJAEP GRANT						
TOTAL REVENUES	80,000.00	80,000.00	18,234.50	.00	61,765.50	
047 TJJD TJJD DSA RISK & NEEDS ASS						
TOTAL REVENUES	15,628.00	15,628.00	13,433.68	.00	2,194.32	
048 TJJD DSA RESIDENTIAL PROJECTS						
TOTAL REVENUES	.00	127,520.00	116,897.00	10,627.00	10,623.00	
049 TJJD DSA PREVENT/INTERVENTION						

REVENUE SUMMARIES REPORT
FUND SUMMARY JULY 2023

FOR 2023 10

	ORIGINAL ESTIM REV	REVISED EST REV	ACTUAL YTD REVENUE	ACTUAL MTD REVENUE	REMAINING REVENUE	PCT COLL
TOTAL REVENUES	.00	66,000.00	66,000.00	5,500.00	.00	
050 JUVENILE STAR PROGRAM						
TOTAL REVENUES	661,495.00	625,490.00	600,000.00	.00	25,490.00	
051 JUVENILE PROBATION						
TOTAL REVENUES	12,085,221.00	12,085,221.00	7,253,899.91	714,187.06	4,831,321.09	
054 TJJD (A) JUV PROB COMM GRANT						
TOTAL REVENUES	2,201,578.00	2,201,578.00	1,795,384.16	680,183.00	406,193.84	
055 JUVENILE DETENTION						
TOTAL REVENUES	5,432,696.00	5,432,696.00	2,100,172.34	250,718.00	3,332,523.66	
057 JUVENILE FOOD SERVICE						
TOTAL REVENUES	419,096.00	425,687.00	240,392.65	14,360.88	185,294.35	
064 TJJD (E) TITLE IV E GRANT						
TOTAL REVENUES	204,400.00	.00	3,118.91	.00	-3,118.91	
067 CJD DWI COURT GRANT						
TOTAL REVENUES	32,951.00	39,495.00	23,991.42	.00	15,503.58	
070 ON LINE ACCESS						
TOTAL REVENUES	185,000.00	185,000.00	9,737.38	374.31	175,262.62	
072 CJD DRUG COURT GRANT						
TOTAL REVENUES	44,092.00	44,092.00	29,706.68	5,734.62	14,385.32	
074 COUNTY DRUG COURT COURT COST						
TOTAL REVENUES	33,240.00	33,240.00	26,898.46	2,062.26	6,341.54	
075 DISPUTE RESOLUTION						

REVENUE SUMMARIES REPORT
FUND SUMMARY JULY 2023

FOR 2023 10

	ORIGINAL ESTIM REV	REVISED EST REV	ACTUAL YTD REVENUE	ACTUAL MTD REVENUE	REMAINING REVENUE	PCT COLL
TOTAL REVENUES	379,026.00	396,026.00	312,954.45	22,330.93	83,071.55	
076 USDA AG MEDIATION GRANT						
TOTAL REVENUES	420,000.00	420,000.00	167,147.24	.00	252,852.76	
077 DOMESTIC RELATIONS OFFICE						
TOTAL REVENUES	212,344.00	248,344.00	157,085.32	9,034.70	91,258.68	
078 MEDIATION & MENTAL HEALTH GRAN						
TOTAL REVENUES	.00	2,397.00	1,889.10	.00	507.90	
079 VENUE HOT & STVR TAX						
TOTAL REVENUES	2,735,000.00	2,735,000.00	2,757,555.66	325,580.91	-22,555.66	
081 LAW LIBRARY						
TOTAL REVENUES	201,110.00	201,110.00	167,326.19	13,354.29	33,783.81	
083 ELECTION SERVICES						
TOTAL REVENUES	769,775.00	769,775.00	371,875.97	-342,680.83	397,899.03	
084 HELP AMERICA VOTE ACT						
TOTAL REVENUES	4,024,697.00	4,024,697.00	325.64	.00	4,024,371.36	
085 ELECTION ADMINISTRATION						
TOTAL REVENUES	64,000.00	64,000.00	70,523.86	63,651.84	-6,523.86	
086 ELECTION EQUIPMENT						
TOTAL REVENUES	75,100.00	75,100.00	288,822.25	280,030.30	-213,722.25	
090 DIST CLK RECORDS MGT. AND PRES						
TOTAL REVENUES	43,302.00	43,302.00	1,860.06	86.24	41,441.94	
091 CTY CLK RECORDS MGT. AND PRES						

REVENUE SUMMARIES REPORT

FUND SUMMARY JULY 2023

FOR 2023 10

	ORIGINAL ESTIM REV	REVISED EST REV	ACTUAL YTD REVENUE	ACTUAL MTD REVENUE	REMAINING REVENUE	PCT COLL
TOTAL REVENUES	648,458.00	648,458.00	569,499.74	49,409.99	78,958.26	
092 CTY RECORDS MGT. AND PRES						
TOTAL REVENUES	86,201.00	86,201.00	152,206.33	14,682.72	-66,005.33	
093 COURTHOUSE SECURITY						
TOTAL REVENUES	115,171.00	115,171.00	144,668.18	13,981.87	-29,497.18	
094 COURT RECORD PRESERVATION						
TOTAL REVENUES	48,600.00	48,600.00	8,641.70	320.00	39,958.30	
095 LOCAL TRUANCY PREVENT & DIVERS						
TOTAL REVENUES	20,015.00	20,015.00	13,298.11	1,053.35	6,716.89	
096 HISTORICAL COMMISSION						
TOTAL REVENUES	18,300.00	18,300.00	5,998.03	15.72	12,301.97	
097 CHILD ABUSE PREVENTION						
TOTAL REVENUES	1,525.00	1,525.00	290.08	27.67	1,234.92	
099 CTY/DIST COURT TECHNOLOGY						
TOTAL REVENUES	4,500.00	4,500.00	5,709.15	415.32	-1,209.15	
102 DIST COURT RECORDS TECHNOLOGY						
TOTAL REVENUES	60,000.00	60,000.00	3,784.22	134.66	56,215.78	
103 COUNTY CLERK RECORDS ARCHIVES						
TOTAL REVENUES	1,480,000.00	1,480,000.00	522,386.65	47,329.06	957,613.35	
105 COMMUNITY/ECONOMIC DEV PRG						
TOTAL REVENUES	24,710.00	24,710.00	15,852.22	556.15	8,857.78	
106 AMERICAN RESCUE PLAN ACT						

REVENUE SUMMARIES REPORT
FUND SUMMARY JULY 2023

FOR 2023 10

	ORIGINAL ESTIM REV	REVISED EST REV	ACTUAL YTD REVENUE	ACTUAL MTD REVENUE	REMAINING REVENUE	PCT COLL
TOTAL REVENUES	34,372,468.00	29,698,352.00	30,758,270.33	26,344.54	-1,059,918.33	
108 JP1 JUSTICE COURT TECHNOLOGY						
TOTAL REVENUES	28,801.00	28,801.00	6,070.74	415.16	22,730.26	
109 JP2 JUSTICE COURT TECHNOLOGY						
TOTAL REVENUES	20,000.00	20,000.00	4,628.26	298.09	15,371.74	
110 JP3 JUSTICE COURT TECHNOLOGY						
TOTAL REVENUES	20,518.00	20,518.00	1,978.58	129.41	18,539.42	
111 JP4 JUSTICE COURT TECHNOLOGY						
TOTAL REVENUES	8,550.00	8,550.00	6,692.98	401.16	1,857.02	
112 COURT FACILITY FEE						
TOTAL REVENUES	95,000.00	95,000.00	81,940.00	7,740.45	13,060.00	
114 JUDICIAL EDUCATION & SUPPORT						
TOTAL REVENUES	5,568.00	5,568.00	4,187.29	263.94	1,380.71	
115 LANGUAGE ACCESS						
TOTAL REVENUES	33,414.00	33,414.00	31,899.93	3,022.57	1,514.07	
122 SHERIFF CONTRABAND						
TOTAL REVENUES	390,000.00	390,000.00	102,383.34	.00	287,616.66	
124 INMATE SUPPLY						
TOTAL REVENUES	1,114,000.00	1,114,000.00	454,428.49	.00	659,571.51	
126 VINE GRANT						
TOTAL REVENUES	30,171.00	30,171.00	22,052.37	.00	8,118.63	
128 HOMELAND SECURITY GRANT						

REVENUE SUMMARIES REPORT
FUND SUMMARY JULY 2023

FOR 2023 10

	ORIGINAL ESTIM REV	REVISED EST REV	ACTUAL YTD REVENUE	ACTUAL MTD REVENUE	REMAINING REVENUE	PCT COLL
TOTAL REVENUES	150,700.00	160,705.00	103,911.68	14,701.00	56,793.32	
129 HAZARD MITIGATION GRANT-EM						
TOTAL REVENUES	243,600.00	243,600.00	.00	.00	243,600.00	
130 PROJECT SAFE NEIGHBORHOOD						
TOTAL REVENUES	81,753.00	81,753.00	.00	.00	81,753.00	
142 LEOSE SHERIFF						
TOTAL REVENUES	125,000.00	125,000.00	25,691.56	186.14	99,308.44	
145 SHERIFF COMMISSARY SALARY						
TOTAL REVENUES	771,814.00	771,814.00	671,003.79	63,821.73	100,810.21	
146 LECD EMER COMMUNICATION GRANT						
TOTAL REVENUES	.00	11,799.00	.00	.00	11,799.00	
150 TAG GRANT						
TOTAL REVENUES	1,859,810.00	1,859,810.00	705,393.09	58,437.56	1,154,416.91	
161 CDA BUSINESS CRIMES						
TOTAL REVENUES	108,500.00	108,500.00	51,802.24	.00	56,697.76	
163 CDA CONTRABAND						
TOTAL REVENUES	76,500.00	76,500.00	80,080.38	.00	-3,580.38	
164 CDA SPATTF GRANT						
TOTAL REVENUES	895,216.00	937,980.00	686,833.93	20,338.11	251,146.07	
166 CDA JAG GRANT						
TOTAL REVENUES	153,256.00	258,203.00	267,699.24	779.61	-9,496.24	
168 CDA Border Prosecution Unit						

REVENUE SUMMARIES REPORT
FUND SUMMARY JULY 2023

FOR 2023 10

	ORIGINAL ESTIM REV	REVISED EST REV	ACTUAL YTD REVENUE	ACTUAL MTD REVENUE	REMAINING REVENUE	PCT COLL
TOTAL REVENUES	149,762.00	149,762.00	52,893.09	.00	96,868.91	
171 CDA VOCA VICTIM ADV PROJECT						
TOTAL REVENUES	155,108.00	155,108.00	115,098.24	10,947.69	40,009.76	
201 GEN OB REFUNDING BOND SRS 2016						
TOTAL REVENUES	5,735,375.00	5,735,375.00	6,149,730.34	.00	-414,355.34	
202 UNLIMITED TAX ROAD BONDS						
TOTAL REVENUES	1,888,063.00	1,888,063.00	2,024,869.79	2,987.06	-136,806.79	
203 GEN OB REFUNDING BOND SRS 2021						
TOTAL REVENUES	742,300.00	742,300.00	815,272.08	10,104.25	-72,972.08	
206 GEN OB REFUNDING BOND SRS 2013						
TOTAL REVENUES	796,050.00	796,050.00	.00	.00	796,050.00	
208 SPECIAL TAX REVENUE BONDS 2020						
TOTAL REVENUES	1,210,556.00	1,210,556.00	631,061.43	1,284.13	579,494.57	
301 MPO ROAD CONSTRUCTION						
TOTAL REVENUES	1,410,200.00	1,410,200.00	1,444,914.33	742.15	-34,714.33	
302 TAX ROAD BOND CONTRUCTION						
TOTAL REVENUES	86,641,624.00	86,641,624.00	48,018,243.51	59,426.90	38,623,380.49	
307 CRTC RENOVATIONS #2						
TOTAL REVENUES	2,914,000.00	2,914,000.00	57,274.05	2,140.23	2,856,725.95	
308 VENUE CAPITAL PROJECT						
TOTAL REVENUES	169,160.00	914,691.00	764,039.67	478.08	150,651.33	
401 EMPLOYEE HEALTH BENEFIT						

REVENUE SUMMARIES REPORT
FUND SUMMARY JULY 2023

FOR 2023 10

	ORIGINAL ESTIM REV	REVISED EST REV	ACTUAL YTD REVENUE	ACTUAL MTD REVENUE	REMAINING REVENUE	PCT COLL
TOTAL REVENUES	14,725,000.00	14,725,000.00	9,612,274.52	990,413.24	5,112,725.48	
403 WORKERS COMPENSATION						
TOTAL REVENUES	1,830,500.00	1,830,500.00	1,920,341.31	169,690.35	-89,841.31	
GRAND TOTAL	361,585,240.00	361,693,930.00	260,111,697.26	7,997,650.98	101,582,448.74	71.9%

** END OF REPORT - Generated by Scott, Rhonda **

Issued December 7, 2016
201

LUBBOCK COUNTY, TEXAS

Debt Service Maturity Schedule - Refunding Bonds, Series 2016

	Debt Service Funds		
Fiscal Year	Principal	Interest	Total
2023	$ 5,595,000.00	$ 139,875.00	$ 5,734,875.00
TOTAL	$ 5,595,000.00	$ 139,875.00	$ 5,734,875.00

Issued September 26, 2019
202

LUBBOCK COUNTY, TEXAS

Debt Service Maturity Schedule - Unlimited Tax Road Bonds, Series 2019

	Debt Service Funds		
Fiscal Year	Principal	Interest	Total
2023		$ 108,375.00	$ 108,375.00
2024	$ 165,000.00	$ 105,075.00	$ 270,075.00
2025	$ 170,000.00	$ 98,375.00	$ 268,375.00
2026	$ 180,000.00	$ 91,375.00	$ 271,375.00
2027	$ 185,000.00	$ 84,075.00	$ 269,075.00
2028	$ 190,000.00	$ 76,575.00	$ 266,575.00
2029	$ 200,000.00	$ 68,775.00	$ 268,775.00
2030	$ 210,000.00	$ 60,575.00	$ 270,575.00
2031	$ 215,000.00	$ 54,225.00	$ 269,225.00
2032	$ 220,000.00	$ 49,875.00	$ 269,875.00
2033	$ 225,000.00	$ 45,143.75	$ 270,143.75
2034	$ 230,000.00	$ 40,025.00	$ 270,025.00
2035	$ 235,000.00	$ 34,646.88	$ 269,646.88
2036	$ 240,000.00	$ 29,006.26	$ 269,006.26
2037	$ 245,000.00	$ 23,093.76	$ 268,093.76
2038	$ 250,000.00	$ 16,906.26	$ 266,906.26
2039	$ 260,000.00	$ 10,368.76	$ 270,368.76
2040	$ 265,000.00	$ 3,478.13	$ 268,478.13
TOTAL	$ 3,685,000.00	$ 999,968.80	$ 4,684,968.80

Issued November 19, 2020
202

LUBBOCK COUNTY, TEXAS

Debt Service Maturity Schedule - Unlimited Tax Road Bonds, Series 2020

	Debt Service Funds		
Fiscal Year	Principal	Interest	Total
2023	$ 695,000.00	$ 1,083,687.50	$ 1,778,687.50
2024	$ 1,580,000.00	$ 1,041,662.50	$ 2,621,662.50
2025	$ 1,640,000.00	$ 977,262.50	$ 2,617,262.50
2026	$ 1,925,000.00	$ 905,962.50	$ 2,830,962.50
2027	$ 2,005,000.00	$ 827,362.50	$ 2,832,362.50
2028	$ 2,090,000.00	$ 745,462.50	$ 2,835,462.50
2029	$ 2,170,000.00	$ 660,262.50	$ 2,830,262.50
2030	$ 2,260,000.00	$ 571,662.50	$ 2,831,662.50
2031	$ 2,340,000.00	$ 491,362.50	$ 2,831,362.50
2032	$ 2,165,000.00	$ 423,787.50	$ 2,588,787.50
2033	$ 2,220,000.00	$ 369,112.50	$ 2,589,112.50
2034	$ 2,265,000.00	$ 324,262.50	$ 2,589,262.50
2035	$ 2,310,000.00	$ 278,512.50	$ 2,588,512.50
2036	$ 2,360,000.00	$ 231,812.50	$ 2,591,812.50
2037	$ 2,410,000.00	$ 184,112.50	$ 2,594,112.50
2038	$ 2,460,000.00	$ 133,875.00	$ 2,593,875.00
2039	$ 2,505,000.00	$ 81,121.88	$ 2,586,121.88
2040	$ 2,565,000.00	$ 27,253.13	$ 2,592,253.13
TOTAL	$ 37,965,000.00	$ 9,358,537.51	$ 47,323,537.51

Issued March 14, 2023
202

LUBBOCK COUNTY, TEXAS

Debt Service Maturity Schedule - Unlimited Tax Road Bonds, Series 2023A

	Debt Service Funds		
Fiscal Year	Principal	Interest	Total
2023	$ -	$ -	$ -
2024	$ 1,285,000.00	$ 2,828,978.19	$ 4,113,978.19
2025	$ 2,325,000.00	$ 1,893,275.00	$ 4,218,275.00
2026	$ 2,690,000.00	$ 1,767,900.00	$ 4,457,900.00
2027	$ 1,790,000.00	$ 1,655,900.00	$ 3,445,900.00
2028	$ 1,880,000.00	$ 1,564,150.00	$ 3,444,150.00
2029	$ 1,980,000.00	$ 1,467,650.00	$ 3,447,650.00
2030	$ 2,080,000.00	$ 1,366,150.00	$ 3,446,150.00
2031	$ 2,185,000.00	$ 1,259,525.00	$ 3,444,525.00
2032	$ 2,300,000.00	$ 1,147,400.00	$ 3,447,400.00
2033	$ 2,415,000.00	$ 1,029,525.00	$ 3,444,525.00
2034	$ 2,540,000.00	$ 905,650.00	$ 3,445,650.00
2035	$ 2,670,000.00	$ 775,400.00	$ 3,445,400.00
2036	$ 2,810,000.00	$ 638,400.00	$ 3,448,400.00
2037	$ 2,950,000.00	$ 494,400.00	$ 3,444,400.00
2038	$ 3,105,000.00	$ 343,025.00	$ 3,448,025.00
2039	$ 3,250,000.00	$ 200,400.00	$ 3,450,400.00
2040	$ 3,385,000.00	$ 67,700.00	$ 3,452,700.00
TOTAL	$ 41,640,000.00	$ 19,405,428.19	$ 61,045,428.19

Issued December 16, 2021
203

LUBBOCK COUNTY, TEXAS

Debt Service Maturity Schedule - Refunding Bonds, Series 2021

	Debt Service Funds		
Fiscal Year	Principal	Interest	Total
2023	$ 670,000.00	$ 71,800.00	$ 741,800.00
2024	$ 865,000.00	$ 48,775.00	$ 913,775.00
2025	$ 885,000.00	$ 26,950.00	$ 911,950.00
2026	$ 905,000.00	$ 9,050.00	$ 914,050.00
TOTAL	$ 3,325,000.00	$ 156,575.00	$ 3,481,575.00

Issued June 11, 2020
208

LUBBOCK COUNTY, TEXAS

Debt Service Maturity Schedule - Special Tax Revenue, Series 2020

	Debt Service Funds		
Fiscal Year	Principal	Interest	Total
2023	$ 470,000.00	$ 134,777.50	$ 604,777.50
2024	$ 485,000.00	$ 119,784.50	$ 604,784.50
2025	$ 505,000.00	$ 104,313.00	$ 609,313.00
2026	$ 520,000.00	$ 88,203.50	$ 608,203.50
2027	$ 535,000.00	$ 71,615.50	$ 606,615.50
2028	$ 550,000.00	$ 54,549.00	$ 604,549.00
2029	$ 570,000.00	$ 37,004.00	$ 607,004.00
2030	$ 590,000.00	$ 18,821.00	$ 608,821.00
TOTAL	$ 4,225,000.00	$ 629,068.00	$ 4,854,068.00

Combined
201,202,203,208

LUBBOCK COUNTY, TEXAS

Debt Service Maturity Schedule - Combined

	Debt Service Funds		
Fiscal Year	Principal	Interest	Total
2023	$ 7,430,000.00	$ 1,538,515.00	$ 8,968,515.00
2024	$ 4,380,000.00	$ 4,144,275.19	$ 8,524,275.19
2025	$ 5,525,000.00	$ 3,100,175.50	$ 8,625,175.50
2026	$ 6,220,000.00	$ 2,862,491.00	$ 9,082,491.00
2027	$ 4,515,000.00	$ 2,638,953.00	$ 7,153,953.00
2028	$ 4,710,000.00	$ 2,440,736.50	$ 7,150,736.50
2029	$ 4,920,000.00	$ 2,233,691.50	$ 7,153,691.50
2030	$ 5,140,000.00	$ 2,017,208.50	$ 7,157,208.50
2031	$ 4,740,000.00	$ 1,805,112.50	$ 6,545,112.50
2032	$ 4,685,000.00	$ 1,621,062.50	$ 6,306,062.50
2033	$ 4,860,000.00	$ 1,443,781.25	$ 6,303,781.25
2034	$ 5,035,000.00	$ 1,269,937.50	$ 6,304,937.50
2035	$ 5,215,000.00	$ 1,088,559.38	$ 6,303,559.38
2036	$ 5,410,000.00	$ 899,218.76	$ 6,309,218.76
2037	$ 5,605,000.00	$ 701,606.26	$ 6,306,606.26
2038	$ 5,815,000.00	$ 493,806.26	$ 6,308,806.26
2039	$ 6,015,000.00	$ 291,890.64	$ 6,306,890.64
2040	$ 6,215,000.00	$ 98,431.26	$ 6,313,431.26
TOTAL	$ 96,435,000.00	$ 30,689,452.50	$ 127,124,452.50

Report Sequence: Intent, sgrp, styp, CUSIP, Ticket

Intent	SGrp	STyp	CUSIP	Ticket-P#	Status	Par Value	Int Accrual	Accret/-Amort	Book G/L	Net Income	Principal Paid	Interest Paid
AFS	AGEN	FHLB	3130APDM4	177056725-1	Active	10,000,000.00	9,541.66	21,124.91	0.00	30,666.57	0.00	0.00
AFS	AGEN	FHLB	3130AQHZ9	177056726-1	Active	5,000,000.00	6,416.66	9,188.90	0.00	15,605.56	0.00	38,500.00
AFS	AGEN	FHLB	3130AUVE1	177054680-1	Active	7,880,000.00	30,863.33	486.79	0.00	31,350.12	0.00	0.00
AFS	AGEN	FHLB	3130AV4C3	177054852-1	Active	5,500,000.00	24,291.67	0.00	0.00	24,291.67	0.00	0.00
AFS	AGEN	FHLB	3130AVPE6	177056072-1	Active	5,000,000.00	22,000.00	0.00	0.00	22,000.00	0.00	0.00
	FHLB Total					**33,380,000.00**	**93,113.32**	**30,800.60**	**0.00**	**123,913.92**	**0.00**	**38,500.00**
	AGEN Total					**33,380,000.00**	**93,113.32**	**30,800.60**	**0.00**	**123,913.92**	**0.00**	**38,500.00**
AFS	TRSY	NOTE	91282CEW7	177051081-1	Active	2,500,000.00	6,844.43	1,054.14	0.00	7,898.57	0.00	0.00
AFS	TRSY	NOTE	91282CFB2	177049711-1	Active	8,615,000.00	20,277.41	1,322.04	0.00	21,599.45	0.00	118,456.25
AFS	TRSY	NOTE	91282CFE6	177051082-1	Active	1,500,000.00	4,014.15	1,138.92	0.00	5,153.07	0.00	0.00
	NOTE Total					**12,615,000.00**	**31,135.99**	**3,515.10**	**0.00**	**34,651.09**	**0.00**	**118,456.25**
AFS	TRSY	TBIL	912796Z28	177054681-1	Active	10,000,000.00	0.00	40,545.41	0.00	40,545.41	0.00	0.00
AFS	TRSY	TBIL	912796Z44	177054682-1	Active	10,000,000.00	0.00	41,505.56	0.00	41,505.56	0.00	0.00
AFS	TRSY	TBIL	912797FL6	177056809-1	Active	10,000,000.00	0.00	43,055.55	0.00	43,055.55	0.00	0.00
	TBIL Total					**30,000,000.00**	**0.00**	**125,106.52**	**0.00**	**125,106.52**	**0.00**	**0.00**
	TRSY Total					**42,615,000.00**	**31,135.99**	**128,621.62**	**0.00**	**159,757.61**	**0.00**	**118,456.25**
	AFS Total					**75,995,000.00**	**124,249.31**	**159,422.22**	**0.00**	**283,671.53**	**0.00**	**156,956.25**
	Grand Total					**75,995,000.00**	**124,249.31**	**159,422.22**	**0.00**	**283,671.53**	**0.00**	**156,956.25**

Report Sequence: Intent, sgrp, styp, CUSIP, Ticket

Intent	SGrp	STyp	CUSIP	Ticket-P#	Status	Par Value	Int Accrual	Accret/-Amort	Book G/L	Net Income	Principal Paid	Interest Paid
AFS	AGEN	FHLB	3130AL5A8	177049703-1	Sold	0.00	26,401.37	59,061.60	-367,602.64	-282,139.67	0.00	0.00
AFS	AGEN	FHLB	3130ALED2	177049704-1	Sold	0.00	32,413.33	60,642.70	-405,869.67	-312,813.64	0.00	40,800.00
AFS	AGEN	FHLB	3130APDM4	177056725-1	Active	10,000,000.00	20,991.66	46,563.67	0.00	67,555.33	0.00	0.00
AFS	AGEN	FHLB	3130AQHZ9	177056726-1	Active	5,000,000.00	14,116.66	20,177.18	0.00	34,293.84	0.00	38,500.00
AFS	AGEN	FHLB	3130AUVE1	177054680-1	Active	7,880,000.00	161,518.11	1,198.64	0.00	162,716.75	0.00	0.00
AFS	AGEN	FHLB	3130AV4C3	177054852-1	Active	5,500,000.00	114,980.56	0.00	0.00	114,980.56	0.00	0.00
AFS	AGEN	FHLB	3130AVPE6	177056072-1	Active	5,000,000.00	69,666.67	0.00	0.00	69,666.67	0.00	0.00
	FHLB Total					**33,380,000.00**	**440,088.36**	**187,643.79**	**-773,472.31**	**-145,740.16**	**0.00**	**79,300.00**
	AGEN Total					**33,380,000.00**	**440,088.36**	**187,643.79**	**-773,472.31**	**-145,740.16**	**0.00**	**79,300.00**
AFS	MBS	FGLM	3132D56A5	177009072-1	Sold	0.00	11,513.14	-2,673.01	-196,084.28	-187,244.15	89,289.14	11,842.23
AFS	MBS	FGLM	3132D57G1	177021574-1	Sold	0.00	4,565.86	-407.28	-130,419.78	-126,261.20	39,063.51	4,685.15
	FGLM Total					**0.00**	**16,079.00**	**-3,080.29**	**-326,504.06**	**-313,505.35**	**128,352.65**	**16,527.38**
AFS	MBS	FNMA	3140QD5A8	177009073-1	Sold	0.00	11,517.05	-2,624.08	-194,869.99	-185,977.02	88,760.66	11,844.36
AFS	MBS	FNMA	3140X64B4	177009074-1	Sold	0.00	21,571.12	-11,191.39	-188,517.02	-178,137.29	166,137.81	22,315.54
	FNMA Total					**0.00**	**33,088.17**	**-13,815.47**	**-383,387.01**	**-364,114.31**	**254,898.47**	**34,159.90**
	MBS Total					**0.00**	**49,167.17**	**-16,895.76**	**-709,891.07**	**-677,619.66**	**383,251.12**	**50,687.28**
AFS	TRSY	NOTE	91282CEW7	177051081-1	Active	2,500,000.00	67,781.93	10,856.58	0.00	78,638.51	0.00	81,250.00
AFS	TRSY	NOTE	91282CFB2	177049711-1	Active	8,615,000.00	197,641.67	11,826.81	0.00	209,468.48	0.00	236,912.50
AFS	TRSY	NOTE	91282CFE6	177051082-1	Active	1,500,000.00	39,075.40	10,687.16	0.00	49,762.56	0.00	23,437.50
	NOTE Total					**12,615,000.00**	**304,499.00**	**33,370.55**	**0.00**	**337,869.55**	**0.00**	**341,600.00**
AFS	TRSY	TBIL	912796Z28	177054681-1	Active	10,000,000.00	0.00	206,650.83	0.00	206,650.83	0.00	0.00
AFS	TRSY	TBIL	912796Z44	177054682-1	Active	10,000,000.00	0.00	211,544.45	0.00	211,544.45	0.00	0.00
AFS	TRSY	TBIL	912796ZF9	177054683-1	Matured	0.00	0.00	115,750.00	0.00	115,750.00	10,000,000.00	0.00
AFS	TRSY	TBIL	912797FL6	177056809-1	Active	10,000,000.00	0.00	87,499.99	0.00	87,499.99	0.00	0.00
	TBIL Total					**30,000,000.00**	**0.00**	**621,445.27**	**0.00**	**621,445.27**	**10,000,000.00**	**0.00**
	TRSY Total					**42,615,000.00**	**304,499.00**	**654,815.82**	**0.00**	**959,314.82**	**10,000,000.00**	**341,600.00**
	AFS Total					**75,995,000.00**	**793,754.53**	**825,563.85**	**-1,483,363.38**	**135,955.00**	**10,383,251.12**	**471,587.28**
	Grand Total					**75,995,000.00**	**793,754.53**	**825,563.85**	**-1,483,363.38**	**135,955.00**	**10,383,251.12**	**471,587.28**

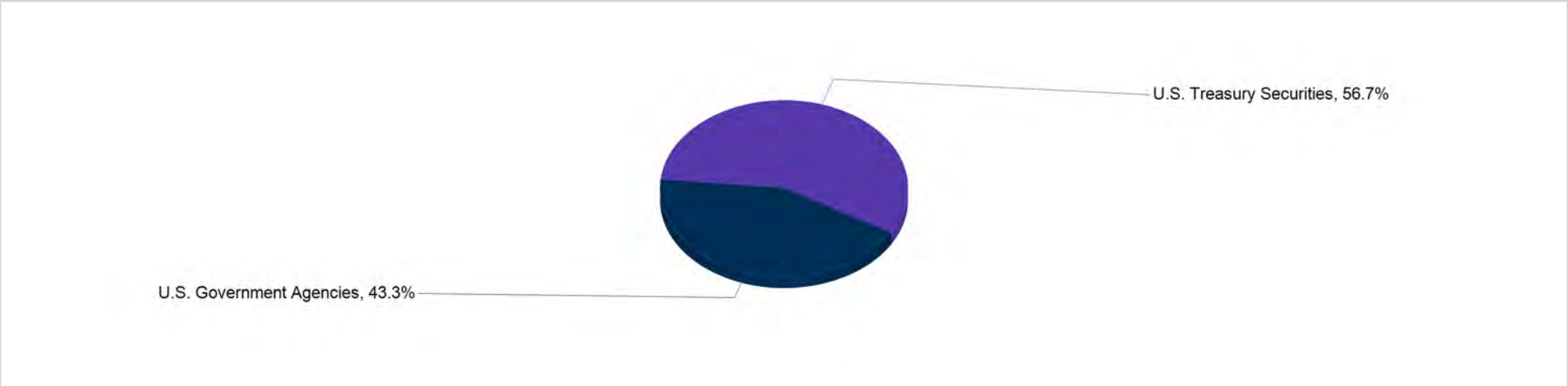

Security Group	Yield Book	Yield TEY	Book Value AFS	Book Value HTM	Book Value Total	Book Value %	Market Value	Gain / (Loss)
U.S. Government Agencies	4.65	4.65	32,020,179	0	32,020,179	43.3 %	31,389,387	(630,793)
U.S. Treasury Securities	4.52	4.52	42,013,178	0	42,013,178	56.7 %	41,455,583	(557,594)
Total	**4.58**	**4.58**	**74,033,357**	**0**	**74,033,357**		**72,844,970**	**(1,188,387)**
			100.0 %	**0.0 %**	**100.0%**			
Market Value			**72,844,970**	**0**	**72,844,970**			
Gain/(Loss)			**-1,188,387**	**0**	**-1,188,387**			

Market price date as of 7/24/2023.

Lubbock County, Texas
Transfer From/To
Year to Date
July 2023

Xfer From Account	Xfer From Budget	Xfer From Amount	Xfer To Account	Xfer To Budget	Xfer To Amount	Difference Xfer to/from
011-902000	8,341,204.00	8,341,204.00	020-801100	8,341,204.00	8,341,204.00	0.00
011-904100	718,009.00	318,562.00	041-801100	718,009.00	318,562.00	0.00
011-904300	190,000.00		043-801100	190,000.00		0.00
011-905100	8,458,221.00	7,048,517.50	051-801100	8,458,221.00	7,048,517.50	0.00
011-908100	28,710.00	28,710.00	081-801100	28,710.00	28,710.00	0.00
011-909600	5,550.00	5,550.00	096-801100	5,550.00	5,550.00	0.00
011-916400	248,759.00	118,350.01	164-801100	248,759.00	118,350.01	0.00
011-917100	31,022.00	23,019.64	171-801100	31,022.00	23,019.64	0.00
011-930100	1,410,100.00	1,410,100.00	301-801100	1,410,100.00	1,410,100.00	0.00
011-930700	1,010,000.00		307-801100	1,010,000.00		0.00
031-902000	58,484.00	58,484.00	020-803100	58,484.00	58,484.00	0.00
033-902000	58,484.00	58,484.00	020-803300	58,484.00	58,484.00	0.00
034-902000	58,484.00	58,484.00	020-803400	58,484.00	58,484.00	0.00
041-901100	520,000.00		011-804100	520,000.00		0.00
051-904100	3,858,074.00	3,858,074.00	041-805100	3,858,074.00	3,858,074.00	0.00
051-905000	198,595.00	175,000.00	050-805100	198,595.00	175,000.00	0.00
051-905400	536,010.00		054-805100	536,010.00		0.00
051-905500	4,882,696.00	1,008,964.34	055-805100	4,882,696.00	1,008,964.34	0.00
051-905700	255,242.00	73,859.23	057-805100	255,242.00	73,859.23	0.00
075-907600		45,338.55	076-807500		45,338.55	0.00
075-907800	151.00	90.77	078-807500	151.00	90.77	0.00
079-920800	599,740.00	599,740.00	208-807900	599,740.00	599,740.00	0.00
079-930800	745,531.00	745,530.17	308-807900	745,531.00	745,530.17	0.00
106-902000	4,000,000.00	4,000,000.00	020-810600	4,000,000.00	4,000,000.00	0.00
106-904100			041-810600	2,200,000.00		0.00
403-901100			011-840300	2,900,000.00		0.00
606-960100		5,432.24	601-860600		5,432.24	0.00
606-960200	8,508.00	11,313.06	602-860600	8,508.00	11,313.06	0.00
606-960400		270.32	604-860600		270.32	0.00
606-960800	975.00		608-860600	975.00		0.00
606-961500	1,368.00		615-860600	1,368.00		0.00
606-961700	32,046.00	26,479.03	617-860600	32,046.00	26,479.03	0.00
606-962500	103,911.00	105,920.34	625-860600	103,911.00	105,920.34	0.00
606-965000	210,334.00		650-860600	210,334.00		0.00
608-960200	5,744.00		602-860800	5,744.00		0.00
608-962500	92,537.00		625-860800	92,537.00		0.00
	36,668,489.00	28,125,477.20		41,768,489.00	28,125,477.20	0.00

Lubbock County, Texas
Sales Tax Revenue
As of July 2023

Account Number: 011-4010 Title: COUNTY SALES & USE TAX

Source of Revenue: Texas Comptroller Tax Assessor Collector

Description of Revenue: Imposed tax on the receipts from the sale at retail of taxable items within the county and an excise tax on the use, storage, or other consumption within the county of taxable items purchased, leased, or rented from a retailer during the period that the tax is effective within the county.

Month	FY 2022	FY 2023
October	$2,665,883.89	$0.00
November	$3,160,315.68	$0.00
December	$2,621,120.52	$2,785,279.54
January	$2,818,361.56	$2,926,837.98
February	$3,329,175.28	$3,634,740.06
March	$2,465,573.98	$2,647,925.51
April	$2,391,694.80	$2,673,896.70
May	$3,360,491.03	$3,303,864.94
June	$2,733,568.97	$2,772,979.51
July	$2,735,250.18	$2,912,864.97
August	$3,229,132.89	
September	$2,814,043.42	
Total	$34,324,612.20	$23,658,389.21

2022 amounts have been adjusted to actual.

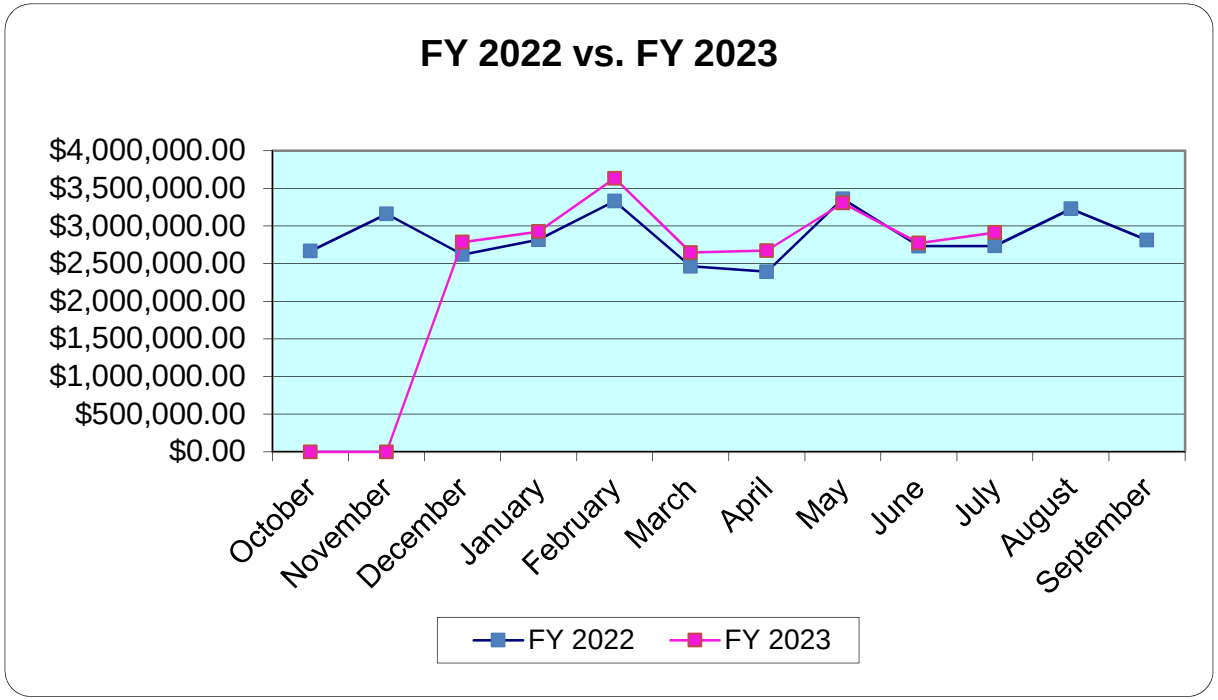

Lubbock County, Texas
Ad Valorem Tax Revenue
As of July 2023

Account Number:		Title:
	011-4001	CURRENT AD VALOREM TAXES
	031-4001	CURRENT AD VALOREM TAXES
	032-4001	CURRENT AD VALOREM TAXES
	033-4001	CURRENT AD VALOREM TAXES
	034-4001	CURRENT AD VALOREM TAXES
	041-4001	CURRENT AD VALOREM TAXES
	201-4001	CURRENT AD VALOREM TAXES
	202-4001	CURRENT AD VALOREM TAXES
	203-4001	CURRENT AD VALOREM TAXES
	206-4001	CURRENT AD VALOREM TAXES

Source of Revenue: Lubbock Central Appraisal District

Description of Revenue: Property Taxes are levied by October 1 on the assessed value listed as of the prior January 1 for all real and business personal property in conformity with Texas Property Code. Taxes are due on receipt of the tax bill and are delinquent if not paid by February 1 of the year following the year in which imposed.

Month	FY 2022	FY 2023
October	$14,436.67	$600,533.07
November	$1,330,808.37	$5,684,983.51
December	$27,912,276.43	$31,894,646.17
January	$19,094,704.16	$22,778,416.34
February	$21,184,439.24	$27,673,509.35
March	$12,729,057.65	$1,769,510.60
April	$604,037.29	$513,230.44
May	$542,437.19	$400,010.79
June	$328,533.57	$552,039.74
July	-$61,828.15	$40,419.05
August	$227,437.41	
September	$146,631.88	
Total	$84,052,971.71	$91,907,299.06

2022 amounts have been adjusted to actual.

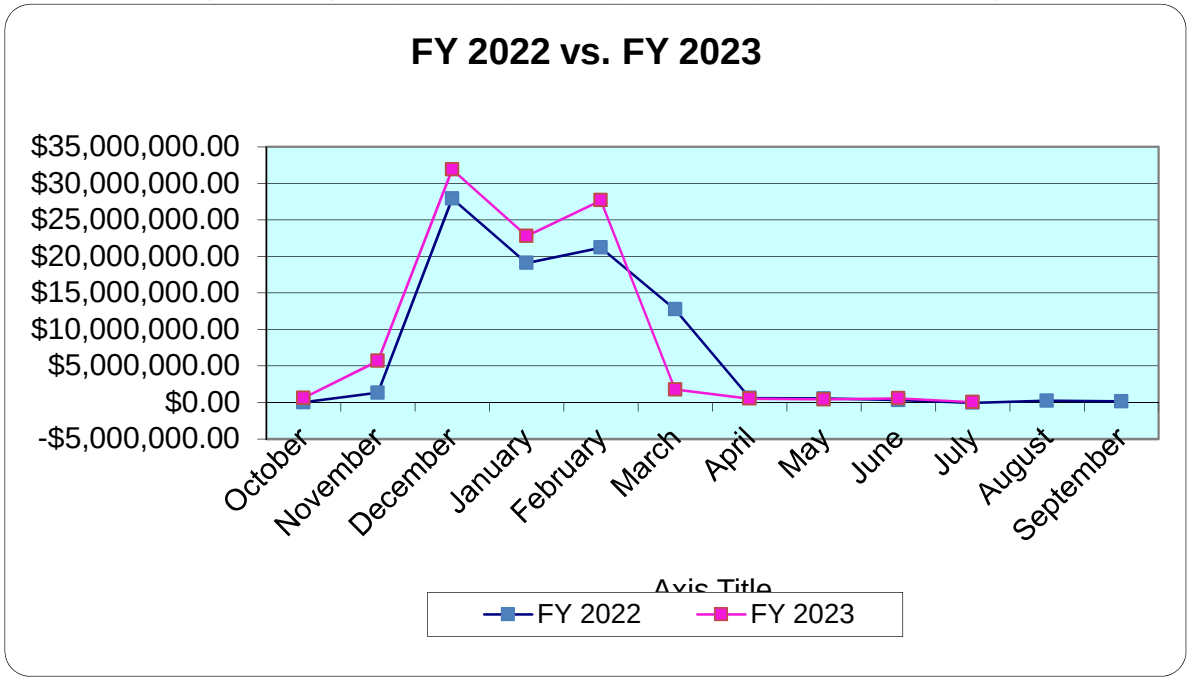

Lubbock County, Texas
Ad Valorem Tax Collections
July 2023

DATE WIRED	CURRENT		DELINQUENT		SPECIAL	BANK	UNCLAIMED	TAX	Less: TAX INCREMENT FINANCING	TOTAL
	BASE TAX	P&I	BASE TAX	P&I	INVENTORY	INTEREST	REFUNDS	CERTIFICATE	(TIF)	WIRED
JL 21-25	(6,988.62)	6,941.62	(1,830.95)	1,830.95		181.28		33.00		167.28
JL 26-31	75,848.06	15,742.45	(7,948.36)	5,551.32			2,397.04	1,303.00		92,893.51
										-
										-
										-
										-
										-
										-
										-
										-
										-
										-
										-
										-
										-
										-
										-
										-
Transmittal	68,859.44	22,684.07	(9,779.31)	7,382.27	-	181.28	2,397.04	1,336.00	-	93,060.79
Totals	(9,779.31)			22,684.07						
Rendition Penalty										
TOTAL RECEIPTS - BASE TAX (NORMAL RECEIPTS)	**$ 59,080.13**			**30,066.34**			**TOTAL NET DISTRIBUTION**			**$ 93,060.79**

NOTE: Due to timing differences, amounts received in one month may not show on unadjusted Financial Statements until the following month.

Budget Report

For Fiscal: 2022-2023 Period Ending 07/31/23

Account Summary

Lubbock County

BUDGET SUMMARIES REPORT
ACCOUNT SUMMARY JULY 2023

FOR 2023 10

		ORIGINAL APPROP	REVISED BUDGET	YTD ACTUAL	MTD ACTUAL	ENCUMBRANCES	AVAILABLE BUDGET	PCT USE/COL
011 GENERAL FUND								
000 UNDEFINED								
011 400100	CURRENT AD VALOREM TAXE	-84,581,753.00	-84,581,753.00	-79,934,398.33	-35,153.60	.00	-4,647,354.67	94.5
011 400400	PEN & INT - CURRENT LEV	-346,785.00	-346,785.00	-332,786.75	-33,041.01	.00	-13,998.25	96.0
011 400500	DELIQ TAXES - PRIOR YEA	-515,949.00	-515,949.00	-227,431.67	-14,826.12	.00	-288,517.33	44.1
011 400600	PEN & INT - PRIOR YEARS	-262,203.00	-262,203.00	-217,285.05	-6,777.41	.00	-44,917.95	82.9
011 401000	COUNTY SALES & USE TAX	-35,692,533.00	-35,692,533.00	-23,658,389.21	-2,912,864.97	.00	-12,034,143.79	66.3
011 410100	COUNTY CLERK	-63,599.00	-63,599.00	-51,503.20	-4,859.50	.00	-12,095.80	81.0
011 410200	BEER & LIQUOR PERMITS	-130,820.00	-130,820.00	-68,567.50	-9,295.00	.00	-62,252.50	52.4
011 420100	GRANT REVENUE	.00	-18,930.00	-18,929.54	.00	.00	-.46	100.0
011 420210	STATE MIXED DRINK TAX	-1,752,468.00	-1,752,468.00	-1,308,383.42	-167,649.18	.00	-444,084.58	74.7
011 420500	BINGO TAX PROCEEDS	-243,273.00	-243,273.00	-169,132.45	-55,950.54	.00	-74,140.55	69.5
011 420900	STATE - COUNTY COURTS	-284,045.00	-284,045.00	-209,150.00	.00	.00	-74,895.00	73.6
011 421210	STRADUS A/G CHILD SUPPO	-1,300.00	-1,300.00	-971.02	-181.30	.00	-328.98	74.7
011 422020	INTER LOCAL AGREEMENT-C	-582,265.00	-582,265.00	-438,453.96	.00	.00	-143,811.04	75.3
011 424800	GRANT ADMINISTRATION RE	-2,500.00	-2,500.00	-1,052.90	-112.44	.00	-1,447.10	42.1
011 425000	INDIGENT DEFENSE GRANT	-255,056.00	-255,056.00	-185,672.25	.00	.00	-69,383.75	72.8
011 430200	COUNTY JUDGE	-8,664.00	-8,664.00	-6,206.00	-534.00	.00	-2,458.00	71.6
011 430300	COUNTY CLERK	-1,731,871.00	-1,731,871.00	-1,056,539.03	-110,430.62	.00	-675,331.97	61.0
011 430520	J.E.P.J. FEES	-4,712.00	-4,712.00	.00	.00	.00	-4,712.00	.0
011 430600	VRED - TAPE	-150.00	-150.00	-47.46	-15.00	.00	-102.54	31.6
011 430700	TRAFFIC	-5,880.00	-5,880.00	-4,175.13	-348.16	.00	-1,704.87	71.0
011 430800	CHILD SAFETY - CS	-1,039.00	-1,039.00	-1,168.13	-22.68	.00	129.13	112.4
011 431000	TAX ASSESSOR/COLLECTOR	-41,404.00	-41,404.00	-25,250.00	-9,265.00	.00	-16,154.00	61.0
011 431100	TAX OFFICE DPS DL RENEW	-5,000.00	-5,000.00	-4,980.00	-615.00	.00	-20.00	99.6
011 431500	INDIGENT DEFENSE FEE	-150.00	-150.00	-66.19	.00	.00	-83.81	44.1
011 431600	JURY FEE COUNTY	-1,109.00	-1,109.00	-1,028.26	-97.16	.00	-80.74	92.7
011 432200	PASSPORT FEE - DIST CLE	-30,000.00	-30,000.00	-24,675.00	-3,360.00	.00	-5,325.00	82.3
011 432300	DISTRICT CLERK FEES	-398,271.00	-398,271.00	-273,665.70	-39,844.49	16.00	-124,621.30	68.7
011 432500	PROSECUTOR'S FEES	-6,787.00	-6,787.00	-8,734.85	-822.23	.00	1,947.85	128.7
011 433100	JP PRECINCT 1	-42,450.00	-42,450.00	-38,248.06	-3,126.40	.00	-4,201.94	90.1
011 433200	JP PRECINCT 2	-42,570.00	-42,570.00	-46,013.35	-4,022.15	.00	3,443.35	108.1
011 433300	JP PRECINCT 3	-55,750.00	-55,750.00	-64,092.59	-6,337.42	.00	8,342.59	115.0
011 433400	JP PRECINCT 4	-26,000.00	-26,000.00	-32,273.09	-3,919.76	.00	6,273.09	124.1
011 434000	DISTRICT ATTORNEY	-850.00	-850.00	-715.78	-72.12	.00	-134.22	84.2
011 434500	MEDICAL EXAMINER	.00	.00	-265.00	.00	.00	265.00	100.0
011 434600	SHERIFF	-300,000.00	-300,000.00	-273,329.42	-54,109.17	200.00	-26,870.58	91.0
011 434800	CONSTABLES	-397,671.00	-397,671.00	-523,060.00	-63,240.00	.00	125,389.00	131.5
011 435000	DEFENSIVE DRIVING FEE	-4,700.00	-4,700.00	-7,180.76	-290.00	.00	2,480.76	152.8

BUDGET SUMMARIES REPORT
ACCOUNT SUMMARY JULY 2023

FOR 2023 10

		ORIGINAL APPROP	REVISED BUDGET	YTD ACTUAL	MTD ACTUAL	ENCUMBRANCES	AVAILABLE BUDGET	PCT USE/COL
011 435100	SS FEE-INMATE	-10,000.00	-10,000.00	-6,600.00	-200.00	.00	-3,400.00	66.0
011 435200	ISSUED WARRANT EXECUTIO	-30,000.00	-30,000.00	-23,100.41	-2,195.75	.00	-6,899.59	77.0
011 435300	ARREST FEES - COUNTY	-8,000.00	-8,000.00	-6,700.29	-548.93	.00	-1,299.71	83.8
011 435410	FAMILY PROTECTION FEE	-2,000.00	-2,000.00	-8.24	.00	.00	-1,991.76	.4
011 435600	COURT INITIATED GUARDIA	-35,000.00	-35,000.00	-26,340.00	-1,650.00	.00	-8,660.00	75.3
011 436000	CMIT FINE COMMISSION	-200.00	-200.00	.00	.00	.00	-200.00	.0
011 436100	CMI FINE COMMISSION	-1.00	-1.00	-.03	.00	.00	-.97	3.0
011 436200	BAT COMMISSIONS	-5.00	-5.00	.00	.00	.00	-5.00	.0
011 437400	VITAL STATISTICS PRESER	-5,221.00	-5,221.00	-4,246.00	-458.00	.00	-975.00	81.3
011 440100	MOTOR VEHICLE SALES TAX	-3,311,337.00	-3,311,337.00	-4,191,989.35	.00	.00	880,652.35	126.6
011 440200	CERTIFICATE OF TITLE CO	-408,110.00	-408,110.00	-309,985.00	-35,375.00	.00	-98,125.00	76.0
011 440300	MOTOR VEHICLE COMMISSIO	-617,613.00	-617,613.00	-581,366.85	-58,508.65	.00	-36,246.15	94.1
011 440500	(CVC) COMP TO VICTIMS O	-111.00	-111.00	-20.96	.00	.00	-90.04	18.9
011 440600	LEOA COMMISSION	-1.00	-1.00	-.30	.00	.00	-.70	30.0
011 440800	BEER & LIQUOR COMMISSIO	-800.00	-800.00	-430.00	.00	.00	-370.00	53.8
011 441100	CJC COMMISSION	-10.00	-10.00	-6.00	.00	.00	-4.00	60.0
011 441200	JCPT COMMISSION	-5.00	-5.00	-.82	.00	.00	-4.18	16.4
011 441400	JPD COMM	-100.00	-100.00	-211.37	.00	.00	111.37	211.4
011 441600	ARREST FEES - COMM	-8,834.00	-8,834.00	-4,779.64	.00	.00	-4,054.36	54.1
011 441700	LEMI COMMISSION	-1.00	-1.00	-.15	.00	.00	-.85	15.0
011 441800	CRIMESTOPPERS-COMM	-1.00	-1.00	-.60	.00	.00	-.40	60.0
011 442000	GENERAL REVENUE COMM GR	-1.00	-1.00	.00	.00	.00	-1.00	.0
011 442200	DNA TESTING FEE	-75.00	-75.00	-17.22	.00	.00	-57.78	23.0
011 442400	SEPTIC INSPECTION	-129,200.00	-129,200.00	-111,630.00	-13,950.00	.00	-17,570.00	86.4
011 442500	FLSI COMM	-2,000.00	-2,000.00	-34.15	.00	.00	-1,965.85	1.7
011 442600	FA COMM	-25.00	-25.00	-8.35	.00	.00	-16.65	33.4
011 442700	CCC COMM	-150.00	-150.00	-13.97	.00	.00	-136.03	9.3
011 442800	JCD COMM	-1.00	-1.00	-.08	.00	.00	-.92	8.0
011 442900	TP COMM (40%)	-1,800.00	-1,800.00	-696.81	.00	.00	-1,103.19	38.7
011 443000	JE COMM (10%)	-2,700.00	-2,700.00	-1,045.21	.00	.00	-1,654.79	38.7
011 443500	NEW CCC COMM	-6,134.00	-6,134.00	-1,970.04	.00	.00	-4,163.96	32.1
011 443600	EMS TRAUMA FUND COMM	-1,920.00	-1,920.00	-1,650.24	.00	.00	-269.76	86.0
011 444000	STF COMM	-147.00	-147.00	-85.32	.00	.00	-61.68	58.0
011 444100	STF_COMM	-3,500.00	-3,500.00	-2,465.63	.00	.00	-1,034.37	70.4
011 444200	DNA (CS)	-50.00	-50.00	-3.08	.00	.00	-46.92	6.2
011 444300	CIVIL DATA JUSTICE FEE	-5.00	-5.00	-1.12	.00	.00	-3.88	22.4
011 444500	BAIL BOND FEE COMM	-5,756.00	-5,756.00	-3,163.50	.00	.00	-2,592.50	55.0
011 444600	COMM DC JUDICIAL FUND	-518.00	-518.00	-204.92	.00	.00	-313.08	39.6
011 444700	JURY REIMBURSEMENT FEE	-252.00	-252.00	-137.09	.00	.00	-114.91	54.4
011 445000	TIME PAYMENT - COUNTY	-14,000.00	-14,000.00	-15,241.93	-1,614.52	.00	1,241.93	108.9
011 445400	CCC STATE COMM	-35,484.00	-35,484.00	-25,431.84	.00	.00	-10,052.16	71.7
011 445500	Intoxicated Driver Comm	.00	.00	-146.70	.00	.00	146.70	100.0
011 450200	JURY FEES	-31,771.00	-31,771.00	-39,676.67	-3,832.71	.00	7,905.67	124.9
011 450400	BOARD BILLS - INMATE	-2,055,155.00	-2,055,155.00	-660,225.00	-61,125.00	.00	-1,394,930.00	32.1

BUDGET SUMMARIES REPORT
ACCOUNT SUMMARY JULY 2023

FOR 2023 10

		ORIGINAL APPROP	REVISED BUDGET	YTD ACTUAL	MTD ACTUAL	ENCUMBRANCES	AVAILABLE BUDGET	PCT USE/COL
011 452100	COURT REPORTER FEES	-87,629.00	-87,629.00	-99,964.96	-9,606.98	.00	12,335.96	114.1
011 455000	SCAAP- JAIL	.00	.00	-61,886.00	.00	.00	61,886.00	100.0
011 460100	JP PRECINCT 1	-156,306.00	-156,306.00	-110,242.05	-8,824.96	.00	-46,063.95	70.5
011 460200	JP PRECINCT 2	-40,596.00	-40,596.00	-36,725.98	-2,832.26	.00	-3,870.02	90.5
011 460300	JP PRECINCT 3	-62,434.00	-62,434.00	-30,664.70	-2,912.63	.00	-31,769.30	49.1
011 460400	JP PRECINCT 4	-161,939.00	-161,939.00	-84,683.67	-6,888.27	.00	-77,255.33	52.3
011 460800	COUNTY COURT AT LAW 1	-2,130.00	-2,130.00	-388.10	.00	.00	-1,741.90	18.2
011 460900	COUNTY COURT AT LAW 2	-2,000.00	-2,000.00	-760.10	-34.29	.00	-1,239.90	38.0
011 461100	DISTRICT CLERK FINES	-11,768.00	-11,768.00	-8,211.21	-617.49	.00	-3,556.79	69.8
011 461210	FORFEITURES	-67,519.00	-67,519.00	-170,432.21	-15,408.07	.00	102,913.21	252.4
011 470000	INTEREST INCOME	-197,197.00	-197,197.00	-1,851,662.93	-93,853.36	.00	1,654,465.93	939.0
011 480200	RENTALS-BUILDINGS	-452,970.00	-452,970.00	-377,527.49	-43,709.28	.00	-75,442.51	83.3
011 480300	PARKING LOTS	-54,643.00	-54,643.00	-47,726.00	-5,272.00	.00	-6,917.00	87.3
011 480510	DISPOSAL OF PROPERTY	-50,000.00	-50,000.00	-7,182.82	-1,288.80	.00	-42,817.18	14.4
011 480600	INSURANCE REIMBURSEMENT	-50,000.00	-50,000.00	-26,118.29	-26,118.29	.00	-23,881.71	52.2
011 480700	JURY REIMBURSEMENTS FRO	-73,707.00	-73,707.00	-39,338.00	.00	.00	-34,369.00	53.4
011 481100	REIMBURSEMENTS-TELETYPE	-1,000.00	-1,000.00	-858.00	-104.00	.00	-142.00	85.8
011 481300	REFUND - ATTORNEY FEES	-50,000.00	-50,000.00	-24,456.04	-1,716.73	.00	-25,543.96	48.9
011 481500	OTHER REFUNDS/REIMBURSE	-50,000.00	-50,000.00	.00	.00	.00	-50,000.00	.0
011 481710	PAY PHONE COMMISSION	-835,000.00	-835,000.00	-604,474.09	-62,246.84	.00	-230,525.91	72.4
011 482600	ELECTION REVENUES	-100.00	-100.00	-6.00	.00	.00	-94.00	6.0
011 483000	INTEREST-LCAD	-19,216.00	-19,216.00	-8,051.35	-181.28	.00	-11,164.65	41.9
011 484200	REIMB-INMATE TRANSPORTA	-40,992.00	-40,992.00	-13,703.25	-686.00	.00	-27,288.75	33.4
011 485000	GAIN/LOSS SALE OF INVES	.00	.00	-3,025,598.04	.00	.00	3,025,598.04	100.0
011 489900	OTHER REVENUE	-500,000.00	-500,000.00	-524,916.60	-13,573.89	.00	24,916.60	105.0
011 736100	DRAW FROM RESERVES	-2,141,660.00	-2,141,660.00	.00	.00	.00	-2,141,660.00	.0
011 804100	XFER FROM PERMIMPROVE	.00	-520,000.00	.00	.00	.00	-520,000.00	.0
011 840300	XFER FROM WORKERS COMP	-2,900,000.00	-2,900,000.00	.00	.00	.00	-2,900,000.00	.0
011 902000	XFER TO CONSOLIDATED RO	8,200,104.00	8,341,204.00	8,341,204.00	.00	.00	.00	100.0
011 904100	XFER TO PERMANENT IMPRO	.00	718,009.00	318,562.00	.00	.00	399,447.00	44.4
011 904300	XFER TO LCETRZ NO1 TAX	190,000.00	190,000.00	.00	.00	.00	190,000.00	.0
011 905100	XFER TO JUVENILE PROBAT	8,458,221.00	8,458,221.00	7,048,517.50	704,851.75	.00	1,409,703.50	83.3
011 908100	XFER TO LAW LIBRARY	28,710.00	28,710.00	28,710.00	.00	.00	.00	100.0
011 909600	XFER TO HISTORIC PRESER	5,550.00	5,550.00	5,550.00	.00	.00	.00	100.0
011 916400	XFER TO SPATF GRANT	221,273.00	248,759.00	118,350.01	.00	.00	130,408.99	47.6
011 917100	XFER TO CDA VOCA	31,220.00	31,022.00	23,019.64	2,189.54	.00	8,002.36	74.2
011 930100	XFER TO ROAD CONSTRUCTI	1,410,100.00	1,410,100.00	1,410,100.00	.00	.00	.00	100.0
011 930700	XFER TO CRTC RENO #2	1,010,000.00	1,010,000.00	.00	.00	.00	1,010,000.00	.0
TOTAL UNDEFINED		-123,001,199.00	-122,653,732.00	-105,095,020.66	-3,309,475.12	216.00	-17,558,927.34	85.7%

001 COMMISSIONERS' COURT

01100110 500100	ELECTED OFFICIALS	341,822.00	341,822.00	274,735.00	26,165.24	.00	67,087.00	80.4

BUDGET SUMMARIES REPORT
ACCOUNT SUMMARY JULY 2023

FOR 2023 10

		ORIGINAL APPROP	REVISED BUDGET	YTD ACTUAL	MTD ACTUAL	ENCUMBRANCES	AVAILABLE BUDGET	PCT USE/COL
01100110 500400	VEHICLE ALLOWANCE	19,200.00	19,200.00	15,691.85	1,476.88	.00	3,508.15	81.7
01100110 500600	STAFF EMPLOYEES	160,405.00	160,405.00	120,293.06	12,023.12	.00	40,111.94	75.0
01100110 510100	FICA	32,329.00	32,329.00	24,507.63	2,391.01	.00	7,821.37	75.8
01100110 510200	MEDICARE	7,561.00	7,561.00	5,732.05	559.24	.00	1,828.95	75.8
01100110 510300	RETIREMENT	57,931.00	57,931.00	46,297.92	4,406.80	.00	11,633.08	79.9
01100110 510400	GROUP HEALTH INSUR	60,710.00	60,710.00	46,864.52	3,666.68	.00	13,845.48	77.2
01100110 510500	GROUP DENTAL INSUR	3,510.00	3,510.00	2,854.85	260.78	.00	655.15	81.3
01100110 510600	LIFE INSURANCE	420.00	420.00	306.88	26.88	.00	113.12	73.1
01100110 510700	UNEMPLOYMENT INSUR	209.00	209.00	145.90	15.62	.00	63.10	69.8
01100110 510900	WORKER'S COMPENSAT	1,389.00	1,389.00	322.03	32.46	.00	1,066.97	23.2
01100110 520100	SUPPLIES/OTH OPER	4,000.00	3,376.00	1,351.15	35.68	854.19	1,170.66	65.3
01100110 540100	COMMUNICATIONS - M	2,995.00	2,995.00	1,855.84	282.30	879.33	259.83	91.3
01100110 550300	TRAVEL AND TRAININ	21,800.00	28,300.00	19,455.61	2,067.81	125.00	8,719.39	69.2
01100110 550500	ASSOCIATION DUES	3,320.00	3,944.00	3,944.00	.00	.00	.00	100.0
01100110 580100	INSURANCE AND BOND	700.00	700.00	356.00	.00	.00	344.00	50.9
TOTAL COMMISSIONERS' COURT		718,301.00	724,801.00	564,714.29	53,410.50	1,858.52	158,228.19	78.2%

002 COUNTY JUDGE

01100210 500100	ELECTED OFFICIALS	150,138.00	150,138.00	121,265.34	11,549.08	.00	28,872.66	80.8
01100210 500200	Appointed Official	55,125.00	55,125.00	46,411.09	4,617.80	.00	8,713.91	84.2
01100210 500600	STAFF EMPLOYEES	.00	.00	2,817.02	2,817.02	.00	-2,817.02	100.0
01100210 510100	FICA	12,727.00	12,727.00	10,252.37	1,138.94	.00	2,474.63	80.6
01100210 510200	MEDICARE	2,976.00	2,976.00	2,397.76	266.37	.00	578.24	80.6
01100210 510300	RETIREMENT	22,805.00	22,805.00	19,253.62	2,109.11	.00	3,551.38	84.4
01100210 510400	GROUP HEALTH INSUR	15,062.00	15,062.00	9,952.62	1,433.97	.00	5,109.38	66.1
01100210 510500	GROUP DENTAL INSUR	830.00	830.00	803.05	94.16	.00	26.95	96.8
01100210 510600	LIFE INSURANCE	416.00	416.00	96.32	11.20	.00	319.68	23.2
01100210 510700	UNEMPLOYMENT INSUR	72.00	72.00	60.82	9.66	.00	11.18	84.5
01100210 510900	WORKER'S COMPENSAT	548.00	548.00	132.83	20.07	.00	415.17	24.2
01100210 520100	SUPPLIES/OTH OPER	1,950.00	1,810.00	367.90	145.00	277.10	1,165.00	35.6
01100210 522800	LAW BOOKS	300.00	300.00	.00	.00	.00	300.00	.0
01100210 540100	COMMUNICATIONS - M	300.00	440.00	282.37	39.37	157.63	.00	100.0
01100210 550300	TRAVEL AND TRAININ	9,395.00	11,395.00	2,264.61	661.53	.00	9,130.39	19.9
01100210 550500	ASSOCIATION DUES	395.00	395.00	.00	.00	25.00	370.00	6.3
01100210 580100	INSURANCE AND BOND	3,850.00	3,850.00	3,103.53	.00	.00	746.47	80.6
TOTAL COUNTY JUDGE		276,889.00	278,889.00	219,461.25	24,913.28	459.73	58,968.02	78.9%

003 COUNTY CLERK

01100310 500100	ELECTED OFFICIALS	85,456.00	85,456.00	69,022.17	6,573.54	.00	16,433.83	80.8

BUDGET SUMMARIES REPORT
ACCOUNT SUMMARY JULY 2023

FOR 2023 10

		ORIGINAL APPROP	REVISED BUDGET	YTD ACTUAL	MTD ACTUAL	ENCUMBRANCES	AVAILABLE BUDGET	PCT USE/COL
01100310 500600	STAFF EMPLOYEES	913,269.00	913,269.00	612,081.61	63,955.49	.00	301,187.39	67.0
01100310 500700	OVERTIME COMPENSAT	1,000.00	1,000.00	.00	.00	.00	1,000.00	.0
01100310 500800	TEMPORARY	7,500.00	7,500.00	.00	.00	.00	7,500.00	.0
01100310 510100	FICA	62,467.00	62,467.00	39,838.62	4,146.93	.00	22,628.38	63.8
01100310 510200	MEDICARE	14,609.00	14,609.00	9,317.21	969.85	.00	5,291.79	63.8
01100310 510300	RETIREMENT	111,069.00	111,069.00	76,924.11	7,835.75	.00	34,144.89	69.3
01100310 510400	GROUP HEALTH INSUR	169,984.00	169,984.00	103,330.02	9,702.22	.00	66,653.98	60.8
01100310 510500	GROUP DENTAL INSUR	10,698.00	10,698.00	5,916.35	542.92	.00	4,781.65	55.3
01100310 510600	LIFE INSURANCE	1,470.00	1,470.00	810.88	80.64	.00	659.12	55.2
01100310 510700	UNEMPLOYMENT INSUR	1,199.00	1,199.00	753.01	83.15	.00	445.99	62.8
01100310 510900	WORKER'S COMPENSAT	2,884.00	2,884.00	1,652.95	172.71	.00	1,231.05	57.3
01100310 520100	SUPPLIES/OTH OPER	25,000.00	24,637.00	7,653.48	2,557.96	10,960.50	6,023.02	75.6
01100310 522800	LAW BOOKS	1,000.00	1,000.00	.00	.00	.00	1,000.00	.0
01100310 530100	EQUIPMENT OPER/MAI	2,000.00	2,000.00	.00	.00	.00	2,000.00	.0
01100310 540100	COMMUNICATIONS - M	712.00	712.00	326.40	.00	373.60	12.00	98.3
01100310 550300	TRAVEL AND TRAININ	8,075.00	8,075.00	6,493.03	2,456.04	100.68	1,481.29	81.7
01100310 550500	ASSOCIATION DUES	325.00	325.00	325.00	.00	.00	.00	100.0
01100310 580100	INSURANCE AND BOND	10,800.00	11,163.00	11,162.50	.00	.00	.50	100.0
01100310 660300	CAPITAL OUTLAY-COU	5,500.00	5,500.00	.00	.00	.00	5,500.00	.0
TOTAL COUNTY CLERK		1,435,017.00	1,435,017.00	945,607.34	99,077.20	11,434.78	477,974.88	66.7%

005 INFORMATION TECHNOLOGY SERVICE

01100510 500600	STAFF EMPLOYEES	2,808,689.00	2,808,689.00	1,952,664.36	196,047.32	.00	856,024.64	69.5
01100510 500700	OVERTIME COMPENSAT	10,000.00	10,000.00	755.74	62.38	.00	9,244.26	7.6
01100510 510100	FICA	174,759.00	174,759.00	115,627.64	11,533.32	.00	59,131.36	66.2
01100510 510200	MEDICARE	40,871.00	40,871.00	27,041.83	2,697.31	.00	13,829.17	66.2
01100510 510300	RETIREMENT	313,156.00	313,156.00	220,516.88	21,787.76	.00	92,639.12	70.4
01100510 510400	GROUP HEALTH INSUR	372,491.00	372,491.00	297,038.97	31,882.18	.00	75,452.03	79.7
01100510 510500	GROUP DENTAL INSUR	18,632.00	18,632.00	14,486.76	1,543.28	.00	4,145.24	77.8
01100510 510600	LIFE INSURANCE	2,559.00	2,559.00	1,855.63	197.12	.00	703.37	72.5
01100510 510700	UNEMPLOYMENT INSUR	3,664.00	3,664.00	2,404.70	254.98	.00	1,259.30	65.6
01100510 510900	WORKER'S COMPENSAT	7,310.00	7,310.00	5,273.96	529.45	.00	2,036.04	72.1
01100510 520100	SUPPLIES/OTH OPER	505,880.00	505,880.00	412,065.23	14,713.96	34,086.04	59,728.73	88.2
01100510 523000	NON-CAPITAL SOFTWA	60,000.00	60,000.00	55,238.60	855.00	.00	4,761.40	92.1
01100510 523100	NON-CAPITAL EQUIPM	59,600.00	239,600.00	52,411.40	17,610.86	164,850.00	22,338.60	90.7
01100510 530100	EQUIPMENT OPER/MAI	1,244,700.00	1,064,700.00	393,609.80	1,704.94	12,980.65	658,109.55	38.2
01100510 530200	VEHICLE OPERATION/	3,000.00	3,000.00	889.20	174.78	772.36	1,338.44	55.4
01100510 530800	SOFTWARE MAINTENAN	3,302,421.00	3,302,421.00	2,455,466.41	17,733.99	209,510.32	637,444.27	80.7
01100510 540100	COMMUNICATIONS - M	89,500.00	89,500.00	53,437.12	3,513.74	32,422.76	3,640.12	95.9
01100510 550300	TRAVEL AND TRAININ	102,900.00	102,900.00	38,276.19	3,396.00	10,295.00	54,328.81	47.2

BUDGET SUMMARIES REPORT
ACCOUNT SUMMARY JULY 2023

FOR 2023 10

		ORIGINAL APPROP	REVISED BUDGET	YTD ACTUAL	MTD ACTUAL	ENCUMBRANCES	AVAILABLE BUDGET	PCT USE/COL
01100510 550500	ASSOCIATION DUES	2,825.00	2,825.00	95.00	.00	.00	2,730.00	3.4
01100510 561400	PROFESSIONAL SERVI	93,000.00	93,000.00	.00	.00	.00	93,000.00	.0
01100510 562200	CONTRACT SERVICES	405,000.00	405,000.00	67,733.76	5,900.00	12,298.74	324,967.50	19.8
01100510 660500	CAPITAL OUTLAY TEC	2,435,000.00	2,435,000.00	319,083.55	43,763.03	35,667.97	2,080,248.48	14.6
TOTAL INFORMATION TECHNOLOGY S		12,055,957.00	12,055,957.00	6,485,972.73	375,901.40	512,883.84	5,057,100.43	58.1%
007 NON DEPARTMENTAL								
01100710 520100	SUPPLIES/OTH OPER	2,500.00	2,500.00	2,257.78	1,201.93	.00	242.22	90.3
01100710 522500	POSTAGE	310,000.00	310,000.00	151,542.27	457.28	29,579.13	128,878.60	58.4
01100710 522900	PUBLICATIONS LEGAL	30,500.00	30,500.00	6,902.15	1,530.00	17,097.85	6,500.00	78.7
01100710 540100	COMMUNICATIONS - M	193,200.00	193,200.00	43,402.31	3,212.02	45,397.69	104,400.00	46.0
01100710 540200	TELEPHONE - LONG D	12,000.00	12,000.00	5,231.22	4,310.29	3,976.45	2,792.33	76.7
01100710 550500	ASSOCIATION DUES	70,632.00	70,632.00	70,626.86	.00	.00	5.14	100.0
01100710 561400	PROFESSIONAL SERVI	375,000.00	375,000.00	101,414.92	.00	20,250.00	253,335.08	32.4
01100710 562200	CONTRACT SERVICES	35,479.00	35,479.00	55,478.45	20,000.00	.00	-19,999.45	156.4
01100710 562300	INTER LOCAL AGREEM	1,302,280.00	1,302,280.00	927,962.25	.00	372,037.75	2,280.00	99.8
01100710 580100	INSURANCE AND BOND	600,000.00	600,000.00	540,323.39	125.00	62,401.61	-2,725.00	100.5
01100710 580200	PUBLIC OFFICIALS L	400,000.00	400,000.00	272,931.00	.00	.00	127,069.00	68.2
01100710 583000	CIVIL JUDGEMENTS	50,000.00	50,000.00	.00	.00	.00	50,000.00	.0
01100710 599300	LEGISLATIVE & ADMI	1.00	6,001.00	4,131.48	.00	.00	1,869.52	68.8
01100710 599310	PAST YR LEGISLATIV	1.00	1.00	.00	.00	.00	1.00	.0
01100710 599800	CONTINGENCY	3,000,000.00	180,446.00	.00	.00	.00	180,446.00	.0
01100710 599900	OTHER CHARGES	76,125.00	76,125.00	.32	.00	.00	76,124.68	.0
TOTAL NON DEPARTMENTAL		6,457,718.00	3,644,164.00	2,182,204.40	30,836.52	550,740.48	911,219.12	75.0%
009 TREASURER								
01100915 500100	ELECTED OFFICIALS	85,456.00	85,456.00	69,022.17	6,573.54	.00	16,433.83	80.8
01100915 500600	STAFF EMPLOYEES	188,768.00	188,768.00	152,466.11	14,520.58	.00	36,301.89	80.8
01100915 500800	TEMPORARY	10,000.00	10,000.00	16,772.25	1,595.00	.00	-6,772.25	167.7
01100915 500900	PART TIME POSITION	28,000.00	28,000.00	19,863.94	1,894.73	.00	8,136.06	70.9
01100915 510100	FICA	19,358.00	19,358.00	14,583.47	1,388.98	.00	4,774.53	75.3
01100915 510200	MEDICARE	4,527.00	4,527.00	3,410.47	324.82	.00	1,116.53	75.3
01100915 510300	RETIREMENT	33,577.00	33,577.00	27,270.57	2,554.06	.00	6,306.43	81.2
01100915 510400	GROUP HEALTH INSUR	42,978.00	42,978.00	34,703.97	3,305.14	.00	8,274.03	80.7
01100915 510500	GROUP DENTAL INSUR	1,973.00	1,973.00	1,771.68	175.24	.00	201.32	89.8
01100915 510600	LIFE INSURANCE	240.00	240.00	188.16	17.92	.00	51.84	78.4

BUDGET SUMMARIES REPORT
ACCOUNT SUMMARY JULY 2023

FOR 2023 10

		ORIGINAL APPROP	REVISED BUDGET	YTD ACTUAL	MTD ACTUAL	ENCUMBRANCES	AVAILABLE BUDGET	PCT USE/COL
01100915 510700	UNEMPLOYMENT INSUR	265.00	265.00	232.08	23.40	.00	32.92	87.6
01100915 510900	WORKER'S COMPENSAT	612.00	612.00	510.50	48.62	.00	101.50	83.4
01100915 520100	SUPPLIES/OTH OPER	8,467.00	8,467.00	5,464.31	117.21	2,460.68	542.01	93.6
01100915 523100	NON-CAPITAL EQUIPM	49,092.00	49,092.00	48,807.74	.00	.00	284.26	99.4
01100915 530100	EQUIPMENT OPER/MAI	800.00	800.00	.00	.00	.00	800.00	.0
01100915 550300	TRAVEL AND TRAININ	6,500.00	9,500.00	7,540.01	1,280.50	.00	1,959.99	79.4
01100915 550500	ASSOCIATION DUES	175.00	175.00	175.00	.00	.00	.00	100.0
01100915 570100	RENTALS AND LEASES	4,072.00	2,072.00	.00	.00	876.33	1,195.67	42.3
01100915 580100	INSURANCE AND BOND	5,000.00	4,000.00	2,500.00	.00	.00	1,500.00	62.5
TOTAL TREASURER		489,860.00	489,860.00	405,282.43	33,819.74	3,337.01	81,240.56	83.4%
010 TAX ASSESSOR/COLLECTOR								
01101015 500100	ELECTED OFFICIALS	85,456.00	85,456.00	69,022.17	6,573.54	.00	16,433.83	80.8
01101015 500600	STAFF EMPLOYEES	1,459,310.00	1,459,310.00	1,073,303.22	103,602.58	.00	386,006.78	73.5
01101015 500700	OVERTIME COMPENSAT	.00	.00	31.73	.00	.00	-31.73	100.0
01101015 500800	TEMPORARY	40,000.00	40,000.00	3,390.00	105.00	.00	36,610.00	8.5
01101015 500900	PART TIME POSITION	17,400.00	17,400.00	.00	.00	.00	17,400.00	.0
01101015 510100	FICA	99,491.00	99,491.00	67,596.57	6,512.72	.00	31,894.43	67.9
01101015 510200	MEDICARE	23,487.00	23,487.00	15,808.09	1,523.07	.00	7,678.91	67.3
01101015 510300	RETIREMENT	173,623.00	173,623.00	129,001.41	12,240.58	.00	44,621.59	74.3
01101015 510400	GROUP HEALTH INSUR	306,253.00	306,253.00	210,012.09	19,188.30	.00	96,240.91	68.6
01101015 510500	GROUP DENTAL INSUR	14,525.00	14,525.00	9,546.76	885.20	.00	4,978.24	65.7
01101015 510600	LIFE INSURANCE	2,100.00	2,100.00	1,431.36	138.88	.00	668.64	68.2
01101015 510700	UNEMPLOYMENT INSUR	1,973.00	1,973.00	1,325.81	134.93	.00	647.19	67.2
01101015 510900	WORKER'S COMPENSAT	4,328.00	4,328.00	2,912.58	280.01	.00	1,415.42	67.3
01101015 520100	SUPPLIES/OTH OPER	33,674.00	33,674.00	17,053.17	2,347.31	5,233.59	11,387.24	66.2
01101015 530200	VEHICLE OPERATION/	2,435.00	2,435.00	1,409.50	131.19	930.92	94.58	96.1
01101015 540100	COMMUNICATIONS - M	3,900.00	3,900.00	1,761.52	176.15	463.36	1,675.12	57.0
01101015 550300	TRAVEL AND TRAININ	16,000.00	16,000.00	11,363.15	3,785.71	576.52	4,060.33	74.6
01101015 550500	ASSOCIATION DUES	375.00	375.00	375.00	.00	.00	.00	100.0
01101015 562200	CONTRACT SERVICES	16,230.00	16,230.00	12,600.00	.00	.00	3,630.00	77.6
01101015 570200	BUILDING RENTAL	9,276.00	9,276.00	9,275.04	.00	.00	.96	100.0
TOTAL TAX ASSESSOR/COLLECTOR		2,309,836.00	2,309,836.00	1,637,219.17	157,625.17	7,204.39	665,412.44	71.2%
011 PURCHASING								
01101115 500600	STAFF EMPLOYEES	414,466.00	414,466.00	306,258.53	28,258.78	.00	108,207.47	73.9

BUDGET SUMMARIES REPORT
ACCOUNT SUMMARY JULY 2023

FOR 2023 10

		ORIGINAL APPROP	REVISED BUDGET	YTD ACTUAL	MTD ACTUAL	ENCUMBRANCES	AVAILABLE BUDGET	PCT USE/COL
01101115 510100	FICA	25,697.00	25,697.00	18,235.01	1,683.93	.00	7,461.99	71.0
01101115 510200	MEDICARE	6,010.00	6,010.00	4,264.47	393.81	.00	1,745.53	71.0
01101115 510300	RETIREMENT	46,047.00	46,047.00	34,555.88	3,139.54	.00	11,491.12	75.0
01101115 510400	GROUP HEALTH INSUR	51,029.00	51,029.00	37,396.07	3,414.57	.00	13,632.93	73.3
01101115 510500	GROUP DENTAL INSUR	2,905.00	2,905.00	1,940.36	188.92	.00	964.64	66.8
01101115 510600	LIFE INSURANCE	420.00	420.00	297.92	29.12	.00	122.08	70.9
01101115 510700	UNEMPLOYMENT INSUR	539.00	539.00	377.97	36.72	.00	161.03	70.1
01101115 510900	WORKER'S COMPENSAT	1,119.00	1,119.00	826.96	76.31	.00	292.04	73.9
01101115 520100	SUPPLIES/OTH OPER	3,000.00	2,910.00	2,083.73	115.88	642.29	183.98	93.7
01101115 530100	EQUIPMENT OPER/MAI	200.00	200.00	.00	.00	.00	200.00	.0
01101115 530200	VEHICLE OPERATION/	650.00	650.00	294.27	39.77	338.39	17.34	97.3
01101115 550300	TRAVEL AND TRAININ	4,000.00	4,000.00	2,364.90	.00	.00	1,635.10	59.1
01101115 550500	ASSOCIATION DUES	1,860.00	1,950.00	480.00	.00	1,470.00	.00	100.0
01101115 562200	CONTRACT SERVICES	14,355.00	14,355.00	.00	.00	.00	14,355.00	.0
01101115 570100	RENTALS AND LEASES	23,143.00	23,143.00	17,357.04	.00	5,785.68	.28	100.0
TOTAL PURCHASING		595,440.00	595,440.00	426,733.11	37,377.35	8,236.36	160,470.53	73.1%
012 AUDITOR								
01101215 500200	APPOINTED OFFICIAL	126,788.00	126,788.00	102,405.24	9,752.88	.00	24,382.76	80.8
01101215 500600	STAFF EMPLOYEES	963,886.00	963,886.00	573,677.68	58,272.98	.00	390,208.32	59.5
01101215 500700	OVERTIME COMPENSAT	500.00	500.00	231.23	.00	.00	268.77	46.2
01101215 500800	TEMPORARY	9,300.00	9,300.00	934.88	843.75	.00	8,365.12	10.1
01101215 500900	PART TIME POSITION	26,229.00	26,229.00	18,868.50	.00	.00	7,360.50	71.9
01101215 510100	FICA	69,825.00	69,825.00	41,045.91	4,071.77	.00	28,779.09	58.8
01101215 510200	MEDICARE	16,330.00	16,330.00	9,599.44	952.28	.00	6,730.56	58.8
01101215 510300	RETIREMENT	124,088.00	124,088.00	78,618.24	7,557.68	.00	45,469.76	63.4
01101215 510400	GROUP HEALTH INSUR	128,030.00	128,030.00	87,746.04	8,438.84	.00	40,283.96	68.5
01101215 510500	GROUP DENTAL INSUR	6,784.00	6,784.00	4,603.55	453.22	.00	2,180.45	67.9
01101215 510600	LIFE INSURANCE	960.00	960.00	607.04	58.24	.00	352.96	63.2
01101215 510700	UNEMPLOYMENT INSUR	1,464.00	1,464.00	852.15	89.49	.00	611.85	58.2
01101215 510900	WORKER'S COMPENSAT	3,041.00	3,041.00	1,879.83	185.97	.00	1,161.17	61.8
01101215 520100	SUPPLIES/OTH OPER	13,571.00	13,571.00	11,420.85	487.82	1,356.93	793.22	94.2
01101215 523100	NON-CAPITAL EQUIPM	3,000.00	4,000.00	3,782.09	.00	.00	217.91	94.6
01101215 530100	EQUIPMENT OPER/MAI	1,000.00	.00	.00	.00	.00	.00	.0
01101215 540100	COMMUNICATIONS - M	1,540.00	1,540.00	256.78	.00	283.22	1,000.00	35.1
01101215 550300	TRAVEL AND TRAININ	24,517.00	24,517.00	12,155.17	.00	.00	12,361.83	49.6
01101215 550500	ASSOCIATION DUES	4,957.00	4,957.00	4,356.71	298.00	.00	600.29	87.9
01101215 580100	INSURANCE AND BOND	200.00	200.00	84.00	.00	.00	116.00	42.0
TOTAL AUDITOR		1,526,010.00	1,526,010.00	953,125.33	91,462.92	1,640.15	571,244.52	62.6%
013 HUMAN RESOURCES								

BUDGET SUMMARIES REPORT
ACCOUNT SUMMARY JULY 2023

FOR 2023 10

		ORIGINAL APPROP	REVISED BUDGET	YTD ACTUAL	MTD ACTUAL	ENCUMBRANCES	AVAILABLE BUDGET	PCT USE/COL
01101315 500600	STAFF EMPLOYEES	562,575.00	562,575.00	419,733.35	39,135.73	.00	142,841.65	74.6
01101315 500800	TEMPORARY	18,000.00	18,000.00	1,951.00	.00	.00	16,049.00	10.8
01101315 510100	FICA	35,996.00	35,996.00	24,657.93	2,274.42	.00	11,338.07	68.5
01101315 510200	MEDICARE	8,418.00	8,418.00	5,766.88	531.94	.00	2,651.12	68.5
01101315 510300	RETIREMENT	62,502.00	62,502.00	47,393.68	4,347.96	.00	15,108.32	75.8
01101315 510400	GROUP HEALTH INSUR	68,271.00	68,271.00	50,748.27	5,062.46	.00	17,522.73	74.3
01101315 510500	GROUP DENTAL INSUR	3,617.00	3,617.00	2,485.71	245.70	.00	1,131.29	68.7
01101315 510600	LIFE INSURANCE	480.00	480.00	311.36	26.88	.00	168.64	64.9
01101315 510700	UNEMPLOYMENT INSUR	755.00	755.00	518.81	50.87	.00	236.19	68.7
01101315 510900	WORKER'S COMPENSAT	1,568.00	1,568.00	1,138.64	105.67	.00	429.36	72.6
01101315 520100	SUPPLIES/OTH OPER	81,100.00	83,900.00	44,577.60	8,069.15	10,499.71	28,822.69	65.6
01101315 522800	LAW BOOKS	2,500.00	2,500.00	1,931.99	536.99	.00	568.01	77.3
01101315 523100	NON-CAPITAL EQUIPM	4,000.00	1,200.00	1,180.91	.00	.00	19.09	98.4
01101315 540100	COMMUNICATIONS - M	5,712.00	5,712.00	2,469.95	303.92	930.05	2,312.00	59.5
01101315 550300	TRAVEL AND TRAININ	20,000.00	20,000.00	13,733.53	140.00	67.68	6,198.79	69.0
01101315 550500	ASSOCIATION DUES	2,665.00	2,665.00	1,830.00	.00	.00	835.00	68.7
01101315 561400	PROFESSIONAL SERVI	75,500.00	75,500.00	42,129.28	2,881.75	5,437.50	27,933.22	63.0
01101315 561500	PROFESSIONAL DEVEL	15,000.00	15,000.00	8,300.00	.00	.00	6,700.00	55.3
TOTAL HUMAN RESOURCES		968,659.00	968,659.00	670,858.89	63,713.44	16,934.94	280,865.17	71.0%

014 COURTS

01101420 500100	ELECTED OFFICIALS	634,838.00	634,838.00	507,945.95	47,461.52	.00	126,892.05	80.0
01101420 500200	APPOINTED OFFICIAL	2,086,288.00	2,086,288.00	1,654,506.31	158,714.14	.00	431,781.69	79.3
01101420 500600	STAFF EMPLOYEES	1,060,949.00	1,060,949.00	677,742.84	64,717.04	.00	383,206.16	63.9
01101420 500800	TEMPORARY	101,000.00	101,000.00	39,906.25	4,720.00	.00	61,093.75	39.5
01101420 500900	PART TIME POSITION	14,149.00	14,149.00	19,060.71	1,748.25	.00	-4,911.71	134.7
01101420 501000	SUPPLEMENTAL SALAR	31,200.00	31,200.00	19,400.00	1,600.00	.00	11,800.00	62.2
01101420 510100	FICA	241,628.00	241,628.00	173,286.41	16,791.00	.00	68,341.59	71.7
01101420 510200	MEDICARE	56,510.00	56,510.00	41,413.84	3,926.94	.00	15,096.16	73.3
01101420 510300	RETIREMENT	421,760.00	421,760.00	325,595.55	30,468.14	.00	96,164.45	77.2
01101420 510400	GROUP HEALTH INSUR	483,278.00	483,278.00	344,777.13	33,487.73	.00	138,500.87	71.3
01101420 510500	GROUP DENTAL INSUR	23,005.00	23,005.00	16,194.00	1,585.13	.00	6,811.00	70.4
01101420 510600	LIFE INSURANCE	3,120.00	3,120.00	1,946.06	193.54	.00	1,173.94	62.4
01101420 510700	UNEMPLOYMENT INSUR	4,241.00	4,241.00	3,155.76	322.53	.00	1,085.24	74.4
01101420 510900	WORKER'S COMPENSAT	8,808.00	8,808.00	6,637.52	637.17	.00	2,170.48	75.4
01101420 520100	SUPPLIES/OTH OPER	43,000.00	60,000.00	42,875.91	3,077.79	7,104.03	10,020.06	83.3
01101420 522800	LAW BOOKS	10,000.00	10,000.00	981.93	.00	.00	9,018.07	9.8
01101420 523100	NON-CAPITAL EQUIPM	10,000.00	10,000.00	2,335.94	.00	.00	7,664.06	23.4
01101420 540100	COMMUNICATIONS - M	5,500.00	5,500.00	3,779.36	484.90	1,720.64	.00	100.0

BUDGET SUMMARIES REPORT
ACCOUNT SUMMARY JULY 2023

FOR 2023 10

		ORIGINAL APPROP	REVISED BUDGET	YTD ACTUAL	MTD ACTUAL	ENCUMBRANCES	AVAILABLE BUDGET	PCT USE/COL
01101420 550300	TRAVEL AND TRAININ	60,000.00	43,000.00	20,090.67	1,859.12	2,600.00	20,309.33	52.8
01101420 550500	ASSOCIATION DUES	11,870.00	11,870.00	5,656.06	1,350.00	.00	6,213.94	47.7
01101420 580100	INSURANCE AND BOND	10,000.00	10,000.00	9,673.25	.00	.00	326.75	96.7
TOTAL COURTS		5,321,144.00	5,321,144.00	3,916,961.45	373,144.94	11,424.67	1,392,757.88	73.8%
015 APPELLATE COURTS								
01101520 501000	SUPPLEMENTAL SALAR	19,280.00	19,280.00	15,961.22	1,483.04	.00	3,318.78	82.8
01101520 510100	FICA	1,195.00	1,195.00	989.61	91.96	.00	205.39	82.8
01101520 510200	MEDICARE	280.00	280.00	231.60	21.52	.00	48.40	82.7
01101520 510300	RETIREMENT	2,142.00	2,142.00	1,805.93	164.80	.00	336.07	84.3
01101520 510500	GROUP DENTAL INSUR	415.00	415.00	.00	.00	.00	415.00	.0
01101520 510600	LIFE INSURANCE	240.00	240.00	.00	.00	.00	240.00	.0
01101520 510900	WORKER'S COMPENSAT	52.00	52.00	.00	.00	.00	52.00	.0
TOTAL APPELLATE COURTS		23,604.00	23,604.00	18,988.36	1,761.32	.00	4,615.64	80.4%
023 DISTRICT CLERK								
01102320 500100	ELECTED OFFICIALS	85,456.00	85,456.00	69,022.17	6,573.54	.00	16,433.83	80.8
01102320 500600	STAFF EMPLOYEES	1,249,063.00	1,249,063.00	919,662.11	87,721.93	.00	329,400.89	73.6
01102320 500700	OVERTIME COMPENSAT	12,000.00	12,000.00	.00	.00	.00	12,000.00	.0
01102320 500800	TEMPORARY	35,000.00	35,000.00	11,385.07	1,002.76	.00	23,614.93	32.5
01102320 510100	FICA	85,654.00	85,654.00	58,753.21	5,581.50	.00	26,900.79	68.6
01102320 510200	MEDICARE	20,164.00	20,164.00	13,741.20	1,305.40	.00	6,422.80	68.1
01102320 510300	RETIREMENT	149,598.00	149,598.00	111,728.74	10,476.22	.00	37,869.26	74.7
01102320 510400	GROUP HEALTH INSUR	229,537.00	229,537.00	198,089.00	20,108.74	.00	31,448.00	86.3
01102320 510500	GROUP DENTAL INSUR	12,450.00	12,450.00	9,040.74	907.36	.00	3,409.26	72.6
01102320 510600	LIFE INSURANCE	1,800.00	1,800.00	1,282.90	125.44	.00	517.10	71.3
01102320 510700	UNEMPLOYMENT INSUR	1,685.00	1,685.00	1,227.75	123.93	.00	457.25	72.9
01102320 510900	WORKER'S COMPENSAT	3,710.00	3,710.00	2,514.12	239.54	.00	1,195.88	67.8
01102320 520100	SUPPLIES/OTH OPER	95,940.00	91,940.00	56,333.70	22,544.89	21,602.50	14,003.80	84.8
01102320 522800	LAW BOOKS	200.00	200.00	.00	.00	.00	200.00	.0
01102320 530100	EQUIPMENT OPER/MAI	500.00	500.00	.00	.00	.00	500.00	.0
01102320 550300	TRAVEL AND TRAININ	16,000.00	16,000.00	12,754.20	2,401.88	.00	3,245.80	79.7
01102320 550500	ASSOCIATION DUES	175.00	175.00	125.00	.00	.00	50.00	71.4
01102320 561400	PROFESSIONAL SERVI	500.00	500.00	.00	.00	.00	500.00	.0
01102320 580100	INSURANCE AND BOND	450.00	4,450.00	4,419.50	.00	.00	30.50	99.3
TOTAL DISTRICT CLERK		1,999,882.00	1,999,882.00	1,470,079.41	159,113.13	21,602.50	508,200.09	74.6%

BUDGET SUMMARIES REPORT
ACCOUNT SUMMARY JULY 2023

FOR 2023 10

	ORIGINAL APPROP	REVISED BUDGET	YTD ACTUAL	MTD ACTUAL	ENCUMBRANCES	AVAILABLE BUDGET	PCT USE/COL
030 JUDICIAL COMPLIANCE							
01103010 500600 STAFF EMPLOYEES	291,843.00	291,843.00	217,147.60	20,911.65	.00	74,695.40	74.4
01103010 510100 FICA	18,094.00	18,094.00	13,024.94	1,253.27	.00	5,069.06	72.0
01103010 510200 MEDICARE	4,232.00	4,232.00	3,046.28	293.12	.00	1,185.72	72.0
01103010 510300 RETIREMENT	32,424.00	32,424.00	24,532.54	2,323.27	.00	7,891.46	75.7
01103010 510400 GROUP HEALTH INSUR	45,186.00	45,186.00	36,253.98	3,452.76	.00	8,932.02	80.2
01103010 510500 GROUP DENTAL INSUR	2,548.00	2,548.00	2,057.79	195.98	.00	490.21	80.8
01103010 510600 LIFE INSURANCE	360.00	360.00	282.24	26.88	.00	77.76	78.4
01103010 510700 UNEMPLOYMENT INSUR	379.00	379.00	266.80	27.18	.00	112.20	70.4
01103010 510900 WORKER'S COMPENSAT	788.00	788.00	586.33	56.46	.00	201.67	74.4
01103010 520100 SUPPLIES/OTH OPER	2,850.00	2,850.00	240.25	.00	711.49	1,898.26	33.4
01103010 550300 TRAVEL AND TRAININ	3,500.00	3,500.00	.00	.00	.00	3,500.00	.0
01103010 550500 ASSOCIATION DUES	300.00	300.00	300.00	.00	.00	.00	100.0
TOTAL JUDICIAL COMPLIANCE	402,504.00	402,504.00	297,738.75	28,540.57	711.49	104,053.76	74.1%
031 JUSTICE OF THE PEACE PCT 1							
01103120 500100 ELECTED OFFICIALS	85,456.00	85,456.00	69,022.17	6,573.54	.00	16,433.83	80.8
01103120 500600 STAFF EMPLOYEES	180,951.00	180,951.00	142,660.66	13,623.64	.00	38,290.34	78.8
01103120 510100 FICA	16,518.00	16,518.00	12,392.28	1,182.00	.00	4,125.72	75.0
01103120 510200 MEDICARE	4,081.00	4,081.00	2,898.27	276.46	.00	1,182.73	71.0
01103120 510300 RETIREMENT	29,598.00	29,598.00	23,912.08	2,243.91	.00	5,685.92	80.8
01103120 510400 GROUP HEALTH INSUR	58,331.00	58,331.00	43,085.28	3,911.54	.00	15,245.72	73.9
01103120 510500 GROUP DENTAL INSUR	2,756.00	2,756.00	2,213.19	210.78	.00	542.81	80.3
01103120 510600 LIFE INSURANCE	312.00	312.00	235.20	22.40	.00	76.80	75.4
01103120 510700 UNEMPLOYMENT INSUR	235.00	235.00	175.36	17.70	.00	59.64	74.6
01103120 510900 WORKER'S COMPENSAT	715.00	715.00	385.32	36.80	.00	329.68	53.9
01103120 520100 SUPPLIES/OTH OPER	4,700.00	4,700.00	2,637.96	98.52	579.87	1,482.17	68.5
01103120 550300 TRAVEL AND TRAININ	200.00	200.00	150.00	150.00	.00	50.00	75.0
01103120 580100 INSURANCE AND BOND	150.00	150.00	127.50	.00	.00	22.50	85.0
TOTAL JUSTICE OF THE PEACE PCT	384,003.00	384,003.00	299,895.27	28,347.29	579.87	83,527.86	78.2%
032 JUSTICE OF THE PEACE PCT 2							
01103220 500100 ELECTED OFFICIALS	85,456.00	85,456.00	69,022.17	6,573.54	.00	16,433.83	80.8

BUDGET SUMMARIES REPORT
ACCOUNT SUMMARY JULY 2023

FOR 2023 10

		ORIGINAL APPROP	REVISED BUDGET	YTD ACTUAL	MTD ACTUAL	ENCUMBRANCES	AVAILABLE BUDGET	PCT USE/COL
01103220 500600	STAFF EMPLOYEES	161,512.00	161,512.00	127,190.13	12,074.36	.00	34,321.87	78.7
01103220 500900	PART TIME POSITION	7,917.00	7,917.00	63.00	.00	.00	7,854.00	.8
01103220 510100	FICA	15,803.00	15,803.00	11,625.30	1,103.80	.00	4,177.70	73.6
01103220 510200	MEDICARE	3,837.00	3,837.00	2,718.91	258.16	.00	1,118.09	70.9
01103220 510300	RETIREMENT	28,318.00	28,318.00	22,173.68	2,071.80	.00	6,144.32	78.3
01103220 510400	GROUP HEALTH INSUR	34,476.00	34,476.00	33,885.81	3,227.22	.00	590.19	98.3
01103220 510500	GROUP DENTAL INSUR	2,490.00	2,490.00	1,479.66	140.92	.00	1,010.34	59.4
01103220 510600	LIFE INSURANCE	360.00	360.00	235.20	22.40	.00	124.80	65.3
01103220 510700	UNEMPLOYMENT INSUR	220.00	220.00	156.46	15.71	.00	63.54	71.1
01103220 510900	WORKER'S COMPENSAT	457.00	457.00	343.52	32.59	.00	113.48	75.2
01103220 520100	SUPPLIES/OTH OPER	6,000.00	6,000.00	1,943.73	644.38	1,735.31	2,320.96	61.3
01103220 550300	TRAVEL AND TRAININ	5,700.00	5,632.00	350.00	.00	.00	5,282.00	6.2
01103220 550500	ASSOCIATION DUES	705.00	705.00	115.00	.00	.00	590.00	16.3
01103220 580100	INSURANCE AND BOND	110.00	178.00	178.00	.00	.00	.00	100.0
TOTAL JUSTICE OF THE PEACE PCT		353,361.00	353,361.00	271,480.57	26,164.88	1,735.31	80,145.12	77.3%

033 JUSTICE OF THE PEACE PCT 3

01103320 500100	ELECTED OFFICIALS	85,456.00	85,456.00	69,022.16	6,573.54	.00	16,433.84	80.8
01103320 500600	STAFF EMPLOYEES	176,628.00	176,628.00	134,842.09	12,821.61	.00	41,785.91	76.3
01103320 500800	TEMPORARY	10,000.00	10,000.00	6,430.00	900.00	.00	3,570.00	64.3
01103320 510100	FICA	16,869.00	16,869.00	12,131.67	1,180.88	.00	4,737.33	71.9
01103320 510200	MEDICARE	4,164.00	4,164.00	2,837.25	276.17	.00	1,326.75	68.1
01103320 510300	RETIREMENT	29,118.00	29,118.00	23,031.90	2,154.80	.00	6,086.10	79.1
01103320 510400	GROUP HEALTH INSUR	60,658.00	60,658.00	44,358.79	4,196.70	.00	16,299.21	73.1
01103320 510500	GROUP DENTAL INSUR	3,146.00	3,146.00	2,172.22	199.24	.00	973.78	69.0
01103320 510600	LIFE INSURANCE	312.00	312.00	228.48	22.40	.00	83.52	73.2
01103320 510700	UNEMPLOYMENT INSUR	243.00	243.00	174.06	17.85	.00	68.94	71.6
01103320 510900	WORKER'S COMPENSAT	729.00	729.00	381.46	37.05	.00	347.54	52.3
01103320 520100	SUPPLIES/OTH OPER	7,500.00	7,500.00	5,513.11	40.38	132.40	1,854.49	75.3
01103320 522800	LAW BOOKS	1,000.00	1,000.00	.00	.00	.00	1,000.00	.0
01103320 550300	TRAVEL AND TRAININ	10,000.00	10,000.00	6,572.63	3,020.99	.00	3,427.37	65.7
01103320 550500	ASSOCIATION DUES	715.00	715.00	70.00	.00	250.00	395.00	44.8
01103320 561400	PROFESSIONAL SERVI	2,000.00	2,000.00	.00	.00	.00	2,000.00	.0
01103320 580100	INSURANCE AND BOND	200.00	200.00	183.71	183.71	.00	16.29	91.9
01103320 599900	OTHER CHARGES	1,000.00	1,000.00	.00	.00	1,000.00	.00	100.0
TOTAL JUSTICE OF THE PEACE PCT		409,738.00	409,738.00	307,949.53	31,625.32	1,382.40	100,406.07	75.5%

034 JUSTICE OF THE PEACE PCT 4

01103420 500100	ELECTED OFFICIALS	85,456.00	85,456.00	69,022.17	6,573.54	.00	16,433.83	80.8

BUDGET SUMMARIES REPORT
ACCOUNT SUMMARY JULY 2023

FOR 2023 10

		ORIGINAL APPROP	REVISED BUDGET	YTD ACTUAL	MTD ACTUAL	ENCUMBRANCES	AVAILABLE BUDGET	PCT USE/COL
01103420 500600	STAFF EMPLOYEES	182,034.00	182,034.00	144,150.59	13,287.31	.00	37,883.41	79.2
01103420 500700	OVERTIME COMPENSAT	2,000.00	2,000.00	1,867.24	.00	.00	132.76	93.4
01103420 510100	FICA	16,708.00	16,708.00	12,170.02	1,139.87	.00	4,537.98	72.8
01103420 510200	MEDICARE	3,908.00	3,908.00	2,846.42	266.59	.00	1,061.58	72.8
01103420 510300	RETIREMENT	29,940.00	29,940.00	24,295.00	2,206.54	.00	5,645.00	81.1
01103420 510400	GROUP HEALTH INSUR	69,966.00	69,966.00	55,258.67	4,235.58	.00	14,707.33	79.0
01103420 510500	GROUP DENTAL INSUR	2,834.00	2,834.00	2,203.75	173.16	.00	630.25	77.8
01103420 510600	LIFE INSURANCE	312.00	312.00	225.74	17.42	.00	86.26	72.4
01103420 510700	UNEMPLOYMENT INSUR	239.00	239.00	179.34	17.28	.00	59.66	75.0
01103420 510900	WORKER'S COMPENSAT	497.00	497.00	394.28	35.88	.00	102.72	79.3
01103420 520100	SUPPLIES/OTH OPER	5,000.00	5,000.00	1,595.36	160.18	1,658.34	1,746.30	65.1
01103420 522800	LAW BOOKS	200.00	200.00	.00	.00	.00	200.00	.0
01103420 550300	TRAVEL AND TRAININ	3,000.00	2,400.00	285.00	150.00	.00	2,115.00	11.9
01103420 550500	ASSOCIATION DUES	.00	422.00	130.00	.00	.00	292.00	30.8
01103420 580100	INSURANCE AND BOND	.00	178.00	178.00	.00	.00	.00	100.0
TOTAL JUSTICE OF THE PEACE PCT		402,094.00	402,094.00	314,801.58	28,263.35	1,658.34	85,634.08	78.7%
038 CENTRAL JURY								
01103820 520100	SUPPLIES/OTH OPER	77,260.00	77,260.00	3,997.49	591.03	1,356.52	71,905.99	6.9
01103820 590100	JURY PAY	300,000.00	300,000.00	179,784.09	4,431.35	5,960.00	114,255.91	61.9
TOTAL CENTRAL JURY		377,260.00	377,260.00	183,781.58	5,022.38	7,316.52	186,161.90	50.7%
039 JUDICIAL								
01103920 522800	LAW BOOKS	11,000.00	11,000.00	6,858.00	762.00	2,286.00	1,856.00	83.1
01103920 560100	APPOINTED ATTYS-CI	1,052,000.00	1,052,000.00	621,483.60	59,088.57	.00	430,516.40	59.1
01103920 560200	APPOINTED ATTYS-CR	60,000.00	69,000.00	62,962.00	4,080.00	.00	6,038.00	91.2
01103920 560300	APPOINTED ATTYS-JU	100,000.00	100,000.00	66,915.00	9,500.00	.00	33,085.00	66.9
01103920 560400	APPOINTED ATTYS-ME	25,000.00	21,000.00	10,345.00	225.00	.00	10,655.00	49.3
01103920 560500	COURT REPORTER TRA	140,000.00	145,000.00	132,220.90	17,017.00	.00	12,779.10	91.2
01103920 560700	APPTED JUDGE/REPTE	70,000.00	70,000.00	51,592.51	1,364.00	.00	18,407.49	73.7
01103920 560800	WITNESS/INTERPRETE	45,000.00	45,000.00	35,059.54	133.42	883.67	9,056.79	79.9
01103920 561100	INMATE MEDICAL	10,000.00	13,000.00	4,888.00	3,040.00	.00	8,112.00	37.6
01103920 561400	PROFESSIONAL SERVI	145,500.00	180,500.00	160,300.00	14,850.00	.00	20,200.00	88.8
01103920 562200	CONTRACT SERVICES	4,239,000.00	4,332,000.00	4,280,221.54	832,869.32	49,081.42	2,697.04	99.9
01103920 562320	EXPERT WITNESS-JUV	560.00	560.00	.00	.00	.00	560.00	.0
01103920 562700	EXPERT WITNESS-CRI	150,000.00	135,000.00	122,391.00	2,800.00	.00	12,609.00	90.7

BUDGET SUMMARIES REPORT
ACCOUNT SUMMARY JULY 2023

FOR 2023 10

		ORIGINAL APPROP	REVISED BUDGET	YTD ACTUAL	MTD ACTUAL	ENCUMBRANCES	AVAILABLE BUDGET	PCT USE/COL
01103920 564100	INVESTIGATOR EXP-C	1,000.00	1,000.00	.00	.00	.00	1,000.00	.0
01103920 564210	INVESTIGATOR EXP-C	150,000.00	130,000.00	99,000.00	.00	.00	31,000.00	76.2
01103920 564300	INVESTIGATOR EXP-J	300.00	300.00	.00	.00	.00	300.00	.0
01103920 590200	JURY EXPENSE	2,000.00	4,000.00	1,160.93	.00	2,839.07	.00	100.0
01103920 599960	JUDICIAL SUPPORT	66,538.00	66,538.00	60,488.61	.00	.00	6,049.39	90.9
TOTAL JUDICIAL		6,267,898.00	6,375,898.00	5,715,886.63	945,729.31	55,090.16	604,921.21	90.5%
040 DISTRICT ATTORNEY								
01104025 500100	ELECTED OFFICIALS	30,000.00	30,000.00	24,230.85	2,307.70	.00	5,769.15	80.8
01104025 500200	APPOINTED OFFICIAL	312,629.00	312,629.00	226,012.50	21,525.00	.00	86,616.50	72.3
01104025 500600	STAFF EMPLOYEES	5,692,631.00	5,515,145.00	4,036,778.61	386,433.82	.00	1,478,366.39	73.2
01104025 500700	OVERTIME COMPENSAT	5,720.00	155,720.00	10,050.00	3,850.00	.00	145,670.00	6.5
01104025 500800	TEMPORARY	54,065.00	54,065.00	14,539.50	1,820.25	.00	39,525.50	26.9
01104025 500900	PART TIME POSITION	52,366.00	52,366.00	42,237.75	4,182.96	.00	10,128.25	80.7
01104025 501301	LONGEVITY CDA	.00	.00	-16,580.00	-16,580.00	.00	16,580.00	100.0
01104025 510100	FICA	381,139.00	381,139.00	262,989.74	25,076.73	.00	118,149.26	69.0
01104025 510200	MEDICARE	89,137.00	89,137.00	61,506.10	5,864.76	.00	27,630.90	69.0
01104025 510300	RETIREMENT	676,971.00	676,971.00	495,902.72	46,473.08	.00	181,068.28	73.3
01104025 510400	GROUP HEALTH INSUR	656,659.00	656,659.00	495,291.28	47,263.11	.00	161,367.72	75.4
01104025 510500	GROUP DENTAL INSUR	32,785.00	32,785.00	24,236.58	2,342.65	.00	8,548.42	73.9
01104025 510600	LIFE INSURANCE	4,740.00	4,740.00	3,374.30	328.38	.00	1,365.70	71.2
01104025 510700	UNEMPLOYMENT INSUR	7,953.00	7,953.00	5,384.19	543.21	.00	2,568.81	67.7
01104025 510900	WORKER'S COMPENSAT	16,517.00	16,517.00	11,808.58	1,128.02	.00	4,708.42	71.5
01104025 520100	SUPPLIES/OTH OPER	54,245.00	54,245.00	29,048.19	2,813.09	6,528.67	18,668.14	65.6
01104025 522800	LAW BOOKS	20,000.00	20,000.00	16,668.43	1,657.27	3,331.57	.00	100.0
01104025 530100	EQUIPMENT OPER/MAI	5,100.00	5,100.00	.00	.00	.00	5,100.00	.0
01104025 530200	VEHICLE OPERATION/	35,000.00	35,000.00	21,353.65	2,972.34	12,138.12	1,508.23	95.7
01104025 550300	TRAVEL AND TRAININ	14,250.00	14,250.00	4,829.84	2,892.84	.00	9,420.16	33.9
01104025 550500	ASSOCIATION DUES	9,000.00	9,000.00	7,308.00	.00	.00	1,692.00	81.2
01104025 560600	TRANSCRIPTIONS & A	40,000.00	35,000.00	8,472.69	.00	4.61	26,522.70	24.2
01104025 561400	PROFESSIONAL SERVI	4,000.00	9,000.00	4,583.51	-3.00	.00	4,416.49	50.9
01104025 562200	CONTRACT SERVICES	182,171.00	232,171.00	171,367.43	19,937.71	60,803.57	.00	100.0
01104025 562700	EXPERT WITNESS-CRI	144,000.00	94,000.00	6,000.00	.00	66,000.00	22,000.00	76.6
01104025 580100	INSURANCE AND BOND	100.00	100.00	.00	.00	.00	100.00	.0
01104025 604000	CAPITAL OUTLAY-DIS	.00	38,000.00	34,184.88	.00	.00	3,815.12	90.0
TOTAL DISTRICT ATTORNEY		8,521,178.00	8,531,692.00	6,001,579.32	562,829.92	148,806.54	2,381,306.14	72.1%
041 CONSTABLE PCT 1								
01104130 500100	ELECTED OFFICIALS	65,270.00	65,270.00	52,718.40	5,020.80	.00	12,551.60	80.8

BUDGET SUMMARIES REPORT
ACCOUNT SUMMARY JULY 2023

FOR 2023 10

		ORIGINAL APPROP	REVISED BUDGET	YTD ACTUAL	MTD ACTUAL	ENCUMBRANCES	AVAILABLE BUDGET	PCT USE/COL
01104130 510100	FICA	4,047.00	4,047.00	3,231.53	307.76	.00	815.47	79.9
01104130 510200	MEDICARE	946.00	946.00	755.79	71.98	.00	190.21	79.9
01104130 510300	RETIREMENT	7,252.00	7,252.00	5,956.26	557.82	.00	1,295.74	82.1
01104130 510400	GROUP HEALTH INSUR	7,531.00	7,531.00	6,042.33	575.46	.00	1,488.67	80.2
01104130 510500	GROUP DENTAL INSUR	415.00	415.00	329.49	31.38	.00	85.51	79.4
01104130 510600	LIFE INSURANCE	78.00	78.00	47.04	4.48	.00	30.96	60.3
01104130 510900	WORKER'S COMPENSAT	2,292.00	2,292.00	.00	.00	.00	2,292.00	.0
01104130 520100	SUPPLIES/OTH OPER	1,000.00	1,000.00	.00	.00	138.00	862.00	13.8
01104130 522400	UNIFORMS	800.00	800.00	.00	.00	.00	800.00	.0
01104130 530100	EQUIPMENT OPER/MAI	300.00	300.00	.00	.00	.00	300.00	.0
01104130 530200	VEHICLE OPERATION/	9,000.00	17,200.00	7,905.31	482.82	2,922.34	6,372.35	63.0
01104130 540100	COMMUNICATIONS - M	1,210.00	2,650.00	959.60	.00	480.40	1,210.00	54.3
01104130 550300	TRAVEL AND TRAININ	1,000.00	1,000.00	869.98	.00	.00	130.02	87.0
01104130 550500	ASSOCIATION DUES	180.00	180.00	.00	.00	130.00	50.00	72.2
TOTAL CONSTABLE PCT 1		101,321.00	110,961.00	78,815.73	7,052.50	3,670.74	28,474.53	74.3%
042 CONSTABLE PCT 2								
01104230 500100	ELECTED OFFICIALS	54,201.00	54,201.00	43,777.65	4,169.30	.00	10,423.35	80.8
01104230 510100	FICA	3,361.00	3,361.00	2,507.74	238.83	.00	853.26	74.6
01104230 510200	MEDICARE	786.00	786.00	586.53	55.86	.00	199.47	74.6
01104230 510300	RETIREMENT	6,022.00	6,022.00	4,945.95	463.20	.00	1,076.05	82.1
01104230 510400	GROUP HEALTH INSUR	13,988.00	13,988.00	11,282.67	1,074.54	.00	2,705.33	80.7
01104230 510500	GROUP DENTAL INSUR	520.00	520.00	410.34	39.08	.00	109.66	78.9
01104230 510600	LIFE INSURANCE	78.00	78.00	47.04	4.48	.00	30.96	60.3
01104230 510900	WORKER'S COMPENSAT	2,287.00	2,287.00	.00	.00	.00	2,287.00	.0
01104230 520100	SUPPLIES/OTH OPER	2,500.00	4,350.00	361.73	.00	.00	3,988.27	8.3
01104230 522400	UNIFORMS	800.00	800.00	725.83	.00	.00	74.17	90.7
01104230 522800	LAW BOOKS	200.00	.00	.00	.00	.00	.00	.0
01104230 530100	EQUIPMENT OPER/MAI	300.00	.00	.00	.00	.00	.00	.0
01104230 530200	VEHICLE OPERATION/	9,000.00	9,000.00	4,294.85	312.23	1,107.63	3,597.52	60.0
01104230 540100	COMMUNICATIONS - M	4,000.00	4,000.00	1,091.03	270.70	408.97	2,500.00	37.5
01104230 550300	TRAVEL AND TRAININ	1,425.00	135.00	135.00	.00	.00	.00	100.0
01104230 550500	ASSOCIATION DUES	120.00	60.00	.00	.00	.00	60.00	.0
TOTAL CONSTABLE PCT 2		99,588.00	99,588.00	70,166.36	6,628.22	1,516.60	27,905.04	72.0%
043 CONSTABLE PCT 3								
01104330 500100	ELECTED OFFICIALS	54,201.00	54,201.00	43,777.65	4,169.30	.00	10,423.35	80.8

BUDGET SUMMARIES REPORT
ACCOUNT SUMMARY JULY 2023

FOR 2023 10

		ORIGINAL APPROP	REVISED BUDGET	YTD ACTUAL	MTD ACTUAL	ENCUMBRANCES	AVAILABLE BUDGET	PCT USE/COL
01104330 510100	FICA	3,361.00	3,361.00	2,587.40	245.92	.00	773.60	77.0
01104330 510200	MEDICARE	786.00	786.00	605.16	57.52	.00	180.84	77.0
01104330 510300	RETIREMENT	6,022.00	6,022.00	4,945.95	463.20	.00	1,076.05	82.1
01104330 510400	GROUP HEALTH INSUR	7,531.00	7,531.00	5,717.67	544.54	.00	1,813.33	75.9
01104330 510500	GROUP DENTAL INSUR	416.00	416.00	329.49	31.38	.00	86.51	79.2
01104330 510600	LIFE INSURANCE	78.00	78.00	47.04	4.48	.00	30.96	60.3
01104330 510900	WORKER'S COMPENSAT	2,287.00	2,287.00	.00	.00	.00	2,287.00	.0
01104330 520100	SUPPLIES/OTH OPER	1,500.00	1,500.00	.00	.00	.00	1,500.00	.0
01104330 522400	UNIFORMS	1,500.00	1,500.00	.00	.00	.00	1,500.00	.0
01104330 522800	LAW BOOKS	100.00	100.00	.00	.00	.00	100.00	.0
01104330 530100	EQUIPMENT OPER/MAI	12,000.00	6,000.00	.00	.00	.00	6,000.00	.0
01104330 530200	VEHICLE OPERATION/	8,000.00	14,000.00	3,048.64	398.09	1,951.36	9,000.00	35.7
01104330 540100	COMMUNICATIONS - M	3,000.00	3,000.00	.00	.00	.00	3,000.00	.0
01104330 550300	TRAVEL AND TRAININ	1,500.00	1,500.00	165.00	.00	.00	1,335.00	11.0
TOTAL CONSTABLE PCT 3		102,282.00	102,282.00	61,224.00	5,914.43	1,951.36	39,106.64	61.8%
044 CONSTABLE PCT 4								
01104430 500100	ELECTED OFFICIALS	54,201.00	54,201.00	43,777.65	4,169.30	.00	10,423.35	80.8
01104430 510100	FICA	3,361.00	3,361.00	2,435.37	231.73	.00	925.63	72.5
01104430 510200	MEDICARE	786.00	786.00	569.58	54.20	.00	216.42	72.5
01104430 510300	RETIREMENT	6,022.00	6,022.00	4,945.95	463.20	.00	1,076.05	82.1
01104430 510400	GROUP HEALTH INSUR	13,988.00	13,988.00	11,282.67	1,074.54	.00	2,705.33	80.7
01104430 510500	GROUP DENTAL INSUR	728.00	728.00	568.68	54.16	.00	159.32	78.1
01104430 510600	LIFE INSURANCE	78.00	78.00	47.04	4.48	.00	30.96	60.3
01104430 510900	WORKER'S COMPENSAT	2,287.00	2,287.00	.00	.00	.00	2,287.00	.0
01104430 520100	SUPPLIES/OTH OPER	2,570.00	2,570.00	1,748.56	338.18	564.55	256.89	90.0
01104430 522400	UNIFORMS	1,000.00	1,000.00	720.50	18.95	.00	279.50	72.1
01104430 523100	NON-CAPITAL EQUIPM	.00	1,850.00	1,561.45	.00	.00	288.55	84.4
01104430 530100	EQUIPMENT OPER/MAI	300.00	300.00	19.99	.00	.00	280.01	6.7
01104430 530200	VEHICLE OPERATION/	12,500.00	12,500.00	3,282.52	390.89	2,130.31	7,087.17	43.3
01104430 540100	COMMUNICATIONS - M	2,050.00	2,050.00	703.77	78.17	316.23	1,030.00	49.8
01104430 550300	TRAVEL AND TRAININ	2,200.00	2,190.00	310.00	125.00	.00	1,880.00	14.2
01104430 550500	ASSOCIATION DUES	120.00	130.00	130.00	.00	.00	.00	100.0
01104430 664400	CAPITAL OUTLAY-CON	50,210.00	48,360.00	42,320.00	.00	.00	6,040.00	87.5
TOTAL CONSTABLE PCT 4		152,401.00	152,401.00	114,423.73	7,002.80	3,011.09	34,966.18	77.1%
045 MEDICAL EXAMINER								
01104530 500200	APPOINTED OFFICIAL	132,300.00	132,300.00	106,857.66	10,176.92	.00	25,442.34	80.8

BUDGET SUMMARIES REPORT
ACCOUNT SUMMARY JULY 2023

FOR 2023 10

		ORIGINAL APPROP	REVISED BUDGET	YTD ACTUAL	MTD ACTUAL	ENCUMBRANCES	AVAILABLE BUDGET	PCT USE/COL
01104530 500600	STAFF EMPLOYEES	576,249.00	576,249.00	387,686.45	37,110.69	.00	188,562.55	67.3
01104530 500700	OVERTIME COMPENSAT	1,000.00	1,000.00	.00	.00	.00	1,000.00	.0
01104530 510100	FICA	43,992.00	43,992.00	29,804.06	2,846.55	.00	14,187.94	67.7
01104530 510200	MEDICARE	10,288.00	10,288.00	6,970.18	665.71	.00	3,317.82	67.8
01104530 510300	RETIREMENT	78,831.00	78,831.00	55,836.42	5,253.67	.00	22,994.58	70.8
01104530 510400	GROUP HEALTH INSUR	102,965.00	102,965.00	57,136.53	5,892.14	.00	45,828.47	55.5
01104530 510500	GROUP DENTAL INSUR	5,120.00	5,120.00	2,734.76	281.52	.00	2,385.24	53.4
01104530 510600	LIFE INSURANCE	780.00	780.00	448.00	44.80	.00	332.00	57.4
01104530 510700	UNEMPLOYMENT INSUR	922.00	922.00	608.77	61.44	.00	313.23	66.0
01104530 510900	WORKER'S COMPENSAT	8,727.00	8,727.00	6,254.11	581.64	.00	2,472.89	71.7
01104530 520100	SUPPLIES/OTH OPER	119,726.00	119,726.00	17,810.25	826.04	31,926.28	69,989.47	41.5
01104530 522400	UNIFORMS	5,000.00	5,000.00	1,306.65	109.94	.00	3,693.35	26.1
01104530 530200	VEHICLE OPERATION/	30,000.00	30,000.00	18,432.19	6,164.55	5,621.01	5,946.80	80.2
01104530 540100	COMMUNICATIONS - M	4,285.00	4,285.00	2,633.51	.00	906.49	745.00	82.6
01104530 550300	TRAVEL AND TRAININ	30,000.00	30,000.00	21,827.94	1,593.79	266.49	7,905.57	73.6
01104530 550500	ASSOCIATION DUES	450.00	450.00	450.00	.00	.00	.00	100.0
01104530 561400	PROFESSIONAL SERVI	1,100,000.00	1,100,000.00	1,039,707.82	59,081.57	60,292.18	.00	100.0
01104530 562200	CONTRACT SERVICES	300,160.00	300,160.00	200,029.00	21,710.00	100,131.00	.00	100.0
01104530 570200	BUILDING RENTAL	209,960.00	209,960.00	173,217.03	.00	69,986.68	-33,243.71	115.8
01104530 580100	INSURANCE AND BOND	100.00	100.00	.00	.00	.00	100.00	.0
TOTAL MEDICAL EXAMINER		2,760,855.00	2,760,855.00	2,129,751.33	152,400.97	269,130.13	361,973.54	86.9%

046 SHERIFF

01104630 500100	ELECTED OFFICIALS	124,938.00	124,938.00	100,911.51	9,610.62	.00	24,026.49	80.8
01104630 500600	STAFF EMPLOYEES	10,429,228.00	10,429,228.00	7,843,918.92	771,207.58	.00	2,585,309.08	75.2
01104630 500700	OVERTIME COMPENSAT	315,000.00	315,000.00	346,438.88	17,722.50	.00	-31,438.88	110.0
01104630 500900	PART TIME POSITION	72,322.00	72,322.00	50,245.88	4,838.84	.00	22,076.12	69.5
01104630 501300	LONGEVITY	65,000.00	65,000.00	45,857.00	4,705.20	.00	19,143.00	70.5
01104630 501400	INCENTIVE PAY	300,000.00	300,000.00	273,755.08	26,892.40	.00	26,244.92	91.3
01104630 510100	FICA	696,352.00	696,352.00	515,383.64	49,379.16	.00	180,968.36	74.0
01104630 510200	MEDICARE	162,857.00	162,857.00	120,533.04	11,548.30	.00	42,323.96	74.0
01104630 510300	RETIREMENT	1,247,819.00	1,247,819.00	986,486.13	93,357.39	.00	261,332.87	79.1
01104630 510400	GROUP HEALTH INSUR	1,503,180.00	1,503,180.00	1,184,260.52	121,267.41	.00	318,919.48	78.8
01104630 510500	GROUP DENTAL INSUR	78,694.00	78,694.00	60,461.59	6,082.21	.00	18,232.41	76.8
01104630 510600	LIFE INSURANCE	10,020.00	10,020.00	7,088.52	714.33	.00	2,931.48	70.7
01104630 510700	UNEMPLOYMENT INSUR	11,439.00	11,439.00	10,637.25	1,079.95	.00	801.75	93.0
01104630 510900	WORKER'S COMPENSAT	468,697.00	468,697.00	364,438.36	35,052.14	.00	104,258.64	77.8
01104630 520100	SUPPLIES/OTH OPER	395,000.00	476,543.00	324,130.48	26,942.88	83,405.83	69,006.69	85.5
01104630 522400	UNIFORMS	161,000.00	161,000.00	88,085.86	11,706.62	47,355.29	25,558.85	84.1
01104630 522800	LAW BOOKS	3,500.00	3,500.00	440.90	440.90	.00	3,059.10	12.6

BUDGET SUMMARIES REPORT
ACCOUNT SUMMARY JULY 2023

FOR 2023 10

		ORIGINAL APPROP	REVISED BUDGET	YTD ACTUAL	MTD ACTUAL	ENCUMBRANCES	AVAILABLE BUDGET	PCT USE/COL
01104630 523000	NON-CAPITAL SOFTWA	11,000.00	6,000.00	94.40	.00	.00	5,905.60	1.6
01104630 523100	NON-CAPITAL EQUIPM	169,300.00	172,944.00	162,952.63	2,475.60	1,562.00	8,429.37	95.1
01104630 530100	EQUIPMENT OPER/MAI	185,600.00	185,600.00	5,258.53	.00	11,887.51	168,453.96	9.2
01104630 530200	VEHICLE OPERATION/	1,195,145.00	1,190,145.00	655,542.53	68,149.36	466,743.14	67,859.33	94.3
01104630 530800	SOFTWARE MAINTENAN	66,675.00	66,675.00	11,908.51	100.00	35,139.61	19,626.88	70.6
01104630 540100	COMMUNICATIONS - M	141,400.00	141,400.00	79,870.85	8,565.20	42,815.33	18,713.82	86.8
01104630 550300	TRAVEL AND TRAININ	102,000.00	102,000.00	74,481.62	12,159.93	.00	27,518.38	73.0
01104630 550500	ASSOCIATION DUES	2,159.00	2,159.00	718.10	.00	.00	1,440.90	33.3
01104630 551100	LICENSE AND FEES	500.00	500.00	.00	.00	.00	500.00	.0
01104630 561300	EMPLOYEE MEDICAL S	3,000.00	4,100.00	1,590.00	.00	2,300.00	210.00	94.9
01104630 561400	PROFESSIONAL SERVI	35,000.00	35,000.00	3,655.51	131.75	24,698.00	6,646.49	81.0
01104630 562200	CONTRACT SERVICES	25,100.00	25,100.00	17,449.28	4,076.28	4,383.72	3,267.00	87.0
01104630 580100	INSURANCE AND BOND	1,200.00	1,200.00	565.00	.00	.00	635.00	47.1
01104630 590600	INVESTIGATIVE EXPE	16,100.00	21,100.00	14,654.59	691.37	2,000.46	4,444.95	78.9
01104630 599400	EMERGENCY MGT OPER	11,000.00	11,000.00	6,661.57	52.12	.00	4,338.43	60.6
01104630 599700	CLEANUP PROGRAM	14,000.00	14,000.00	.00	.00	12,000.00	2,000.00	85.7
01104630 664600	CAPITAL OUTLAY-SHE	1,264,000.00	1,372,465.00	1,003,137.25	20,330.00	367,277.93	2,049.82	99.9
TOTAL SHERIFF		19,288,225.00	19,477,977.00	14,361,613.93	1,309,280.04	1,101,568.82	4,014,794.25	79.4%

047 DETENTION CENTER

01104730 500600	STAFF EMPLOYEES	21,032,879.00	21,032,879.00	15,265,057.46	1,455,828.58	.00	5,767,821.54	72.6
01104730 500700	OVERTIME COMPENSAT	510,000.00	510,000.00	1,584,618.78	187,088.99	.00	-1,074,618.78	310.7
01104730 501300	LONGEVITY	48,000.00	48,000.00	24,240.00	2,275.00	.00	23,760.00	50.5
01104730 501400	INCENTIVE PAY	400,000.00	400,000.00	262,167.23	24,634.80	.00	137,832.77	65.5
01104730 510100	FICA	1,166,507.00	1,166,507.00	1,026,435.53	99,603.48	.00	140,071.47	88.0
01104730 510200	MEDICARE	272,812.00	272,812.00	240,053.69	23,294.35	.00	32,758.31	88.0
01104730 510300	RETIREMENT	2,090,305.00	2,090,305.00	1,947,645.84	186,061.79	.00	142,659.16	93.2
01104730 510400	GROUP HEALTH INSUR	3,151,777.00	3,151,777.00	2,193,492.70	213,684.77	.00	958,284.30	69.6
01104730 510500	GROUP DENTAL INSUR	156,907.00	156,907.00	107,030.93	10,452.66	.00	49,876.07	68.2
01104730 510600	LIFE INSURANCE	21,120.00	21,120.00	13,711.69	1,333.16	.00	7,408.31	64.9
01104730 510700	UNEMPLOYMENT INSUR	24,459.00	24,459.00	21,190.55	2,177.21	.00	3,268.45	86.6
01104730 510900	WORKER'S COMPENSAT	793,977.00	793,977.00	727,666.54	70,673.34	.00	66,310.46	91.6
01104730 520100	SUPPLIES/OTH OPER	369,600.00	364,336.00	247,398.62	17,359.82	90,805.27	26,132.11	92.8
01104730 520600	KITCHEN SUPPLIES	36,000.00	36,000.00	14,493.05	.00	10,887.96	10,618.99	70.5
01104730 521900	FOOD	1,610,000.00	1,610,000.00	1,333,661.78	104,455.10	229,338.22	47,000.00	97.1
01104730 522400	UNIFORMS	154,000.00	154,000.00	74,036.97	9,605.87	46,879.89	33,083.14	78.5
01104730 522600	INMATE SUPPLIES	287,950.00	287,950.00	229,174.19	13,363.85	58,237.15	538.66	99.8
01104730 522800	LAW BOOKS	1,200.00	.00	.00	.00	.00	.00	.0
01104730 523000	NON-CAPITAL SOFTWA	2,000.00	.00	.00	.00	.00	.00	.0
01104730 523100	NON-CAPITAL EQUIPM	17,000.00	28,024.00	26,921.98	.00	.00	1,102.02	96.1

BUDGET SUMMARIES REPORT
ACCOUNT SUMMARY JULY 2023

FOR 2023 10

		ORIGINAL APPROP	REVISED BUDGET	YTD ACTUAL	MTD ACTUAL	ENCUMBRANCES	AVAILABLE BUDGET	PCT USE/COL
01104730 530100	EQUIPMENT OPER/MAI	73,200.00	70,400.00	14,992.55	.00	34,639.75	20,767.70	70.5
01104730 540100	COMMUNICATIONS - M	54,500.00	54,500.00	29,464.96	3,414.86	14,535.04	10,500.00	80.7
01104730 550300	TRAVEL AND TRAININ	82,000.00	82,000.00	55,747.97	7,426.58	.00	26,252.03	68.0
01104730 550500	ASSOCIATION DUES	2,581.00	2,581.00	876.00	.00	.00	1,705.00	33.9
01104730 551100	LICENSE AND FEES	6,640.00	2,640.00	420.00	.00	600.00	1,620.00	38.6
01104730 561100	INMATE MEDICAL	1,000.00	1,000.00	.00	.00	.00	1,000.00	.0
01104730 561300	EMPLOYEE MEDICAL S	25,000.00	30,000.00	19,275.00	1,950.00	5,725.00	5,000.00	83.3
01104730 562200	CONTRACT SERVICES	1,593,819.00	1,593,819.00	911,061.47	260,148.72	682,577.47	180.06	100.0
01104730 580100	INSURANCE AND BOND	3,500.00	3,500.00	781.00	.00	1,619.00	1,100.00	68.6
01104730 664700	CAPITAL OUTLAY-JAI	72,500.00	90,670.00	88,688.63	8,019.33	.00	1,981.37	97.8
TOTAL DETENTION CENTER		34,061,233.00	34,080,163.00	26,460,305.11	2,702,852.26	1,175,844.75	6,444,013.14	81.1%
048 INMATE TRANSPORTATION								
01104830 520100	SUPPLIES/OTH OPER	10,700.00	5,700.00	2,349.87	.00	1,923.90	1,426.23	75.0
01104830 523100	NON-CAPITAL EQUIPM	11,700.00	6,382.00	6,381.54	.00	.00	.46	100.0
01104830 530200	VEHICLE OPERATION/	73,890.00	63,890.00	41,500.40	5,341.83	20,645.82	1,743.78	97.3
01104830 550100	INMATE TRANSPORTAT	53,000.00	68,318.00	52,354.77	10,180.44	204.45	15,758.78	76.9
01104830 561100	INMATE MEDICAL	10,000.00	15,000.00	10,194.66	2,773.68	2,619.27	2,186.07	85.4
01104830 590500	INMATE BOARD BILLS	648,000.00	2,648,000.00	1,023,795.00	27,360.00	1,404,505.00	219,700.00	91.7
01104830 604800	CAPITAL OUTLAY-INM	36,000.00	36,000.00	36,000.00	.00	.00	.00	100.0
TOTAL INMATE TRANSPORTATION		843,290.00	2,843,290.00	1,172,576.24	45,655.95	1,429,898.44	240,815.32	91.5%
049 PUBLIC SAFETY								
01104930 530100	EQUIPMENT OPER/MAI	70,000.00	70,000.00	.00	.00	.00	70,000.00	.0
01104930 562300	INTER LOCAL AGREEM	1,841,412.00	1,841,412.00	1,713,709.90	.00	72,122.89	55,579.21	97.0
01104930 562400	PRISONER REIMB - U	150,000.00	150,000.00	41,937.00	9,350.25	108,063.00	.00	100.0
01104930 563800	CONTRACT SERV-CARE	15,000.00	15,000.00	12,500.00	.00	5,000.00	-2,500.00	116.7
TOTAL PUBLIC SAFETY		2,076,412.00	2,076,412.00	1,768,146.90	9,350.25	185,185.89	123,079.21	94.1%
057 COMM SUPERVISION & CORRECTIONS								
01105735 520100	SUPPLIES/OTH OPER	.00	12,300.00	10,652.35	2,472.00	718.78	928.87	92.4
01105735 523100	NON-CAPITAL EQUIPM	123,000.00	110,700.00	.00	.00	.00	110,700.00	.0

BUDGET SUMMARIES REPORT
ACCOUNT SUMMARY JULY 2023

FOR 2023 10

		ORIGINAL APPROP	REVISED BUDGET	YTD ACTUAL	MTD ACTUAL	ENCUMBRANCES	AVAILABLE BUDGET	PCT USE/COL
TOTAL COMM SUPERVISION & CORRE		123,000.00	123,000.00	10,652.35	2,472.00	718.78	111,628.87	9.2%
061 FACILITY MAINTENANCE								
01106140 500600	STAFF EMPLOYEES	3,206,926.00	3,206,926.00	2,084,240.54	216,679.03	.00	1,122,685.46	65.0
01106140 500700	OVERTIME COMPENSAT	70,500.00	70,500.00	53,883.74	5,465.32	.00	16,616.26	76.4
01106140 500800	TEMPORARY	62,217.00	62,217.00	14,387.78	.00	.00	47,829.22	23.1
01106140 500900	PART TIME POSITION	38,308.00	38,308.00	26,102.36	2,527.71	.00	12,205.64	68.1
01106140 510100	FICA	209,433.00	209,433.00	130,425.69	13,332.54	.00	79,007.31	62.3
01106140 510200	MEDICARE	48,980.00	48,980.00	30,503.04	3,118.13	.00	18,476.96	62.3
01106140 510300	RETIREMENT	368,378.00	368,378.00	245,304.18	24,961.02	.00	123,073.82	66.6
01106140 510400	GROUP HEALTH INSUR	518,741.00	518,741.00	325,047.03	35,344.18	.00	193,693.97	62.7
01106140 510500	GROUP DENTAL INSUR	18,535.00	18,535.00	18,215.98	1,938.24	.00	319.02	98.3
01106140 510600	LIFE INSURANCE	4,020.00	4,020.00	2,397.82	255.36	.00	1,622.18	59.6
01106140 510700	UNEMPLOYMENT INSUR	4,391.00	4,391.00	2,695.05	292.06	.00	1,695.95	61.4
01106140 510900	WORKER'S COMPENSAT	158,764.00	158,764.00	101,054.66	10,401.70	.00	57,709.34	63.7
01106140 520100	SUPPLIES/OTH OPER	248,451.00	244,751.00	115,920.99	9,495.43	33,987.96	94,842.05	61.2
01106140 523100	NON-CAPITAL EQUIPM	8,400.00	17,100.00	13,245.67	.00	3,510.00	344.33	98.0
01106140 530100	EQUIPMENT OPER/MAI	256,820.00	256,820.00	68,796.58	8,076.83	92,718.64	95,304.78	62.9
01106140 530200	VEHICLE OPERATION/	41,395.00	41,395.00	20,885.10	1,762.02	7,550.82	12,959.08	68.7
01106140 530500	BUILDING MAINTENAN	398,986.00	398,986.00	196,090.00	43,981.47	45,262.59	157,633.41	60.5
01106140 530900	GROUNDS MAINTENANC	25,165.00	25,165.00	9,746.78	344.38	.00	15,418.22	38.7
01106140 540100	COMMUNICATIONS - M	24,225.00	24,225.00	15,409.74	1,754.86	5,590.26	3,225.00	86.7
01106140 540600	UTILITIES	2,149,500.00	2,270,053.00	1,675,439.85	166,178.45	594,612.71	.44	100.0
01106140 550300	TRAVEL AND TRAININ	49,945.00	49,945.00	28,224.81	1,496.96	1,800.00	19,920.19	60.1
01106140 551100	LICENSE AND FEES	4,485.00	4,485.00	457.00	40.00	.00	4,028.00	10.2
01106140 562200	CONTRACT SERVICES	178,240.00	178,240.00	120,887.80	19,627.78	43,161.38	14,190.82	92.0
01106140 570100	RENTALS AND LEASES	2,500.00	2,500.00	1,673.95	1,673.95	.00	826.05	67.0
01106140 585000	TAXES	5,200.00	5,200.00	3,264.28	369.23	1,935.72	.00	100.0
01106140 666100	CAPITAL OUTLAY-MAI	35,500.00	30,500.00	.00	.00	22,526.42	7,973.58	73.9
TOTAL FACILITY MAINTENANCE		8,138,005.00	8,258,558.00	5,304,300.42	569,116.65	852,656.50	2,101,601.08	74.6%
064 AUTO THEFT TASK FORCE								
01106425 520100	SUPPLIES/OTH OPER	3,000.00	3,000.00	.00	.00	2,722.10	277.90	90.7
01106425 523100	NON-CAPITAL EQUIPM	6,840.00	6,840.00	.00	.00	6,810.00	30.00	99.6
TOTAL AUTO THEFT TASK FORCE		9,840.00	9,840.00	.00	.00	9,532.10	307.90	96.9%
068 GENERAL ASSISTANCE								

BUDGET SUMMARIES REPORT
ACCOUNT SUMMARY JULY 2023

FOR 2023 10

		ORIGINAL APPROP	REVISED BUDGET	YTD ACTUAL	MTD ACTUAL	ENCUMBRANCES	AVAILABLE BUDGET	PCT USE/COL
01106855 500600	STAFF EMPLOYEES	165,891.00	165,891.00	131,290.97	12,503.90	.00	34,600.03	79.1
01106855 500900	PART TIME POSITION	20,299.00	20,299.00	12,177.67	1,168.26	.00	8,121.33	60.0
01106855 510100	FICA	11,544.00	11,544.00	8,609.35	820.35	.00	2,934.65	74.6
01106855 510200	MEDICARE	2,700.00	2,700.00	2,013.33	191.84	.00	686.67	74.6
01106855 510300	RETIREMENT	20,686.00	20,686.00	16,209.17	1,518.97	.00	4,476.83	78.4
01106855 510400	GROUP HEALTH INSUR	11,700.00	11,700.00	23,367.33	2,225.46	.00	-11,667.33	199.7
01106855 510500	GROUP DENTAL INSUR	468.00	468.00	1,069.32	101.84	.00	-601.32	228.5
01106855 510600	LIFE INSURANCE	180.00	180.00	141.12	13.44	.00	38.88	78.4
01106855 510700	UNEMPLOYMENT INSUR	242.00	242.00	176.29	17.78	.00	65.71	72.8
01106855 510900	WORKER'S COMPENSAT	503.00	503.00	387.37	36.91	.00	115.63	77.0
01106855 520100	SUPPLIES/OTH OPER	3,500.00	3,500.00	1,704.47	300.03	462.07	1,333.46	61.9
01106855 540100	COMMUNICATIONS - M	1,000.00	1,000.00	361.76	40.18	638.24	.00	100.0
01106855 561900	FUNERALS	137,000.00	137,000.00	69,365.35	5,615.00	.00	67,634.65	50.6
01106855 580100	INSURANCE AND BOND	150.00	150.00	.00	.00	71.00	79.00	47.3
01106855 590900	WELFARE - FOOD	1,500.00	1,500.00	200.00	.00	.00	1,300.00	13.3
01106855 591000	WELFARE - SHELTER	71,800.00	71,800.00	38,807.39	5,280.00	.00	32,992.61	54.0
01106855 591800	WELFARE - UTILITIE	66,300.00	66,300.00	39,705.68	4,674.36	.00	26,594.32	59.9
01106855 593900	WELFARE - EMERGENC	4,000.00	4,000.00	350.00	350.00	.00	3,650.00	8.8
TOTAL GENERAL ASSISTANCE		519,463.00	519,463.00	345,936.57	34,858.32	1,171.31	172,355.12	66.8%
070 VETERAN'S AFFAIRS								
01107055 500600	STAFF EMPLOYEES	50,277.00	50,277.00	39,591.31	3,216.27	.00	10,685.69	78.7
01107055 510100	FICA	3,117.00	3,117.00	2,258.28	180.71	.00	858.72	72.5
01107055 510200	MEDICARE	729.00	729.00	528.23	42.26	.00	200.77	72.5
01107055 510300	RETIREMENT	5,586.00	5,586.00	4,474.44	357.32	.00	1,111.56	80.1
01107055 510400	GROUP HEALTH INSUR	11,700.00	11,700.00	9,415.35	896.70	.00	2,284.65	80.5
01107055 510500	GROUP DENTAL INSUR	468.00	468.00	373.17	35.54	.00	94.83	79.7
01107055 510600	LIFE INSURANCE	78.00	78.00	47.04	4.48	.00	30.96	60.3
01107055 510700	UNEMPLOYMENT INSUR	65.00	65.00	48.63	4.18	.00	16.37	74.8
01107055 510900	WORKER'S COMPENSAT	240.00	240.00	106.82	8.69	.00	133.18	44.5
TOTAL VETERAN'S AFFAIRS		72,260.00	72,260.00	56,843.27	4,746.15	.00	15,416.73	78.7%
072 TEXAS AgriLIFE EXT								
01107260 500200	APPOINTED OFFICIAL	140,069.00	140,069.00	97,459.12	9,281.82	.00	42,609.88	69.6
01107260 500600	STAFF EMPLOYEES	93,444.00	93,444.00	61,902.93	6,919.04	.00	31,541.07	66.2

BUDGET SUMMARIES REPORT
ACCOUNT SUMMARY JULY 2023

FOR 2023 10

		ORIGINAL APPROP	REVISED BUDGET	YTD ACTUAL	MTD ACTUAL	ENCUMBRANCES	AVAILABLE BUDGET	PCT USE/COL
01107260 500900	PART TIME POSITION	12,854.00	12,854.00	9,639.00	1,121.40	.00	3,215.00	75.0
01107260 510100	FICA	15,275.00	15,275.00	10,472.56	1,075.04	.00	4,802.44	68.6
01107260 510200	MEDICARE	3,572.00	3,572.00	2,448.94	251.40	.00	1,123.06	68.6
01107260 510300	RETIREMENT	27,371.00	27,371.00	8,052.07	893.28	.00	19,318.93	29.4
01107260 510400	GROUP HEALTH INSUR	52,718.00	52,718.00	6,042.33	575.46	.00	46,675.67	11.5
01107260 510500	GROUP DENTAL INSUR	2,907.00	2,907.00	568.11	62.76	.00	2,338.89	19.5
01107260 510600	LIFE INSURANCE	420.00	420.00	76.16	8.96	.00	343.84	18.1
01107260 510700	UNEMPLOYMENT INSUR	320.00	320.00	209.58	22.62	.00	110.42	65.5
01107260 510900	WORKER'S COMPENSAT	665.00	665.00	193.17	21.70	.00	471.83	29.0
01107260 520100	SUPPLIES/OTH OPER	15,049.00	15,049.00	10,070.35	355.07	188.18	4,790.47	68.2
01107260 522500	POSTAGE	200.00	200.00	.00	.00	.00	200.00	.0
01107260 530200	VEHICLE OPERATION/	12,500.00	12,500.00	4,979.21	820.63	4,879.50	2,641.29	78.9
01107260 540100	COMMUNICATIONS - M	3,703.00	3,703.00	1,650.22	237.24	1,202.40	850.38	77.0
01107260 550300	TRAVEL AND TRAININ	38,435.00	38,435.00	13,159.72	1,775.59	.00	25,275.28	34.2
01107260 550500	ASSOCIATION DUES	1,630.00	1,630.00	1,305.00	.00	.00	325.00	80.1
01107260 551100	LICENSE AND FEES	101.00	101.00	76.94	.00	.00	24.06	76.2
01107260 562300	INTER LOCAL AGREEM	2,500.00	2,500.00	2,500.00	.00	.00	.00	100.0
01107260 580100	INSURANCE AND BOND	180.00	180.00	.00	.00	.00	180.00	.0
01107260 600700	CAPITAL OUTLAY-EXT	49,490.00	49,490.00	49,490.00	.00	.00	.00	100.0
TOTAL TEXAS AgriLIFE EXT		473,403.00	473,403.00	280,295.41	23,422.01	6,270.08	186,837.51	60.5%

077 ELECTIONS

01107770 500200	APPOINTED OFFICIAL	92,813.00	92,813.00	72,574.53	6,911.86	.00	20,238.47	78.2
01107770 500600	STAFF EMPLOYEES	397,139.00	397,139.00	271,760.97	26,848.26	.00	125,378.03	68.4
01107770 500700	OVERTIME COMPENSAT	68,212.00	68,212.00	13,806.70	686.06	.00	54,405.30	20.2
01107770 500800	TEMPORARY	30,000.00	30,000.00	.00	.00	.00	30,000.00	.0
01107770 502000	LBK CO EMP - ELECT	25,000.00	25,000.00	6,974.02	.00	.00	18,025.98	27.9
01107770 502100	LBK CO EMP OT - EL	35,000.00	35,000.00	9,562.01	.00	.00	25,437.99	27.3
01107770 510100	FICA	36,466.00	36,466.00	21,882.02	1,976.92	.00	14,583.98	60.0
01107770 510200	MEDICARE	9,421.00	9,421.00	5,117.53	462.36	.00	4,303.47	54.3
01107770 510300	RETIREMENT	62,012.00	62,012.00	42,442.27	3,767.64	.00	19,569.73	68.4
01107770 510400	GROUP HEALTH INSUR	67,780.00	67,780.00	58,321.47	5,923.08	.00	9,458.53	86.0
01107770 510500	GROUP DENTAL INSUR	3,737.00	3,737.00	2,825.11	285.68	.00	911.89	75.6
01107770 510600	LIFE INSURANCE	541.00	541.00	349.90	35.84	.00	191.10	64.7
01107770 510700	UNEMPLOYMENT INSUR	765.00	765.00	453.40	44.05	.00	311.60	59.3
01107770 510900	WORKER'S COMPENSAT	1,588.00	1,588.00	1,603.38	91.58	.00	-15.38	101.0
01107770 520100	SUPPLIES/OTH OPER	294,342.00	289,342.00	148,744.36	26,994.58	26,912.99	113,684.65	60.7
01107770 522500	POSTAGE	1,800.00	1,800.00	1,100.00	.00	.00	700.00	61.1
01107770 522900	PUBLICATIONS LEGAL	450.00	450.00	252.00	.00	.00	198.00	56.0
01107770 523100	NON-CAPITAL EQUIPM	.00	5,000.00	4,679.97	4,679.97	.00	320.03	93.6

BUDGET SUMMARIES REPORT
ACCOUNT SUMMARY JULY 2023

FOR 2023 10

		ORIGINAL APPROP	REVISED BUDGET	YTD ACTUAL	MTD ACTUAL	ENCUMBRANCES	AVAILABLE BUDGET	PCT USE/COL
01107770 530100	EQUIPMENT OPER/MAI	2,500.00	2,500.00	.00	.00	.00	2,500.00	.0
01107770 530200	VEHICLE OPERATION/	4,000.00	4,000.00	774.57	62.92	2,281.55	943.88	76.4
01107770 540100	COMMUNICATIONS - M	73,800.00	73,800.00	33,824.23	5,472.14	37,567.95	2,407.82	96.7
01107770 550300	TRAVEL AND TRAININ	29,100.00	29,100.00	11,831.46	1,444.90	341.27	16,927.27	41.8
01107770 550500	ASSOCIATION DUES	2,779.00	2,779.00	2,250.00	.00	.00	529.00	81.0
01107770 561400	PROFESSIONAL SERVI	20,500.00	20,500.00	4,407.00	.00	423.00	15,670.00	23.6
01107770 562200	CONTRACT SERVICES	710,500.00	710,500.00	197,739.84	53,719.77	304,887.90	207,872.26	70.7
01107770 570100	RENTALS AND LEASES	44,000.00	44,000.00	4,888.99	.00	20,111.01	19,000.00	56.8
01107770 580100	INSURANCE AND BOND	420.00	420.00	121.00	.00	71.00	228.00	45.7
TOTAL ELECTIONS		2,014,665.00	2,014,665.00	918,286.73	139,407.61	392,596.67	703,781.60	65.1%
089 LIBRARY SERVICES								
01108980 562300	INTER LOCAL AGREEM	291,658.00	291,658.00	239,785.00	.00	.00	51,873.00	82.2
TOTAL LIBRARY SERVICES		291,658.00	291,658.00	239,785.00	.00	.00	51,873.00	82.2%
090 PUBLIC WORKS								
01109090 500600	STAFF EMPLOYEES	420,530.00	420,530.00	308,491.79	30,408.66	.00	112,038.21	73.4
01109090 510100	FICA	24,937.00	24,937.00	18,284.55	1,806.86	.00	6,652.45	73.3
01109090 510200	MEDICARE	5,832.00	5,832.00	4,276.29	422.58	.00	1,555.71	73.3
01109090 510300	RETIREMENT	44,686.00	44,686.00	34,874.03	3,378.41	.00	9,811.97	78.0
01109090 510400	GROUP HEALTH INSUR	40,239.00	40,239.00	30,693.24	2,515.76	.00	9,545.76	76.3
01109090 510500	GROUP DENTAL INSUR	2,287.00	2,287.00	1,620.94	128.78	.00	666.06	70.9
01109090 510600	LIFE INSURANCE	300.00	300.00	172.48	13.44	.00	127.52	57.5
01109090 510700	UNEMPLOYMENT INSUR	523.00	523.00	379.05	39.53	.00	143.95	72.5
01109090 510900	WORKER'S COMPENSAT	1,086.00	1,086.00	833.25	82.10	.00	252.75	76.7
01109090 520100	SUPPLIES/OTH OPER	6,500.00	6,500.00	70.27	.00	3,000.00	3,429.73	47.2
01109090 523000	NON-CAPITAL SOFTWA	500.00	500.00	.00	.00	.00	500.00	.0
01109090 530200	VEHICLE OPERATION/	7,500.00	7,500.00	4,658.74	657.01	2,429.98	411.28	94.5
01109090 540100	COMMUNICATIONS - M	1,460.00	1,460.00	.00	.00	.00	1,460.00	.0
01109090 550300	TRAVEL AND TRAININ	10,000.00	10,000.00	2,662.52	.00	.00	7,337.48	26.6
01109090 550500	ASSOCIATION DUES	1,035.00	1,035.00	444.00	.00	.00	591.00	42.9
01109090 551100	LICENSE AND FEES	430.00	430.00	339.00	.00	.00	91.00	78.8
01109090 561400	PROFESSIONAL SERVI	6,000.00	6,000.00	3,678.29	.00	.00	2,321.71	61.3
01109090 580100	INSURANCE AND BOND	3,100.00	3,100.00	.00	.00	.00	3,100.00	.0
TOTAL PUBLIC WORKS		576,945.00	576,945.00	411,478.44	39,453.13	5,429.98	160,036.58	72.3%

BUDGET SUMMARIES REPORT
ACCOUNT SUMMARY JULY 2023

FOR 2023 10

	ORIGINAL APPROP	REVISED BUDGET	YTD ACTUAL	MTD ACTUAL	ENCUMBRANCES	AVAILABLE BUDGET	PCT USE/COL
TOTAL GENERAL FUND	.00	-198.00	-18,020,097.75	4,908,818.10	6,805,407.24	11,214,492.51	*******%
TOTAL REVENUES	-142,556,377.00	-143,095,307.00	-122,389,033.81	-4,016,516.41	216.00	-20,706,489.19	
TOTAL EXPENSES	142,556,377.00	143,095,109.00	104,368,936.06	8,925,334.51	6,805,191.24	31,920,981.70	

020 CONSOLIDATED ROAD AND BRIDGE

000 UNDEFINED

020 420408	STATE-LATERAL ROADS	-52,500.00	-52,500.00	-51,963.50	.00	.00	-536.50	99.0
020 420700	AUTOMOBILE REGISTRATION	-360,000.00	-360,000.00	-360,000.00	.00	.00	.00	100.0
020 451800	SUBDIVISION PLAT FEE	-10,000.00	-10,000.00	-15,900.00	.00	.00	5,900.00	159.0
020 452000	VEHICLE REG.- SPECIAL F	-2,600,000.00	-2,600,000.00	-2,214,520.00	-224,250.00	.00	-385,480.00	85.2
020 452200	GROSS WEIGHT FEE	-147,000.00	-147,000.00	-60,420.98	.00	.00	-86,579.02	41.1
020 470000	INTEREST INCOME	-10,000.00	-10,000.00	-205,207.21	-8,470.83	.00	195,207.21	2052.1
020 480510	DISPOSAL OF PROPERTY	-362,500.00	-362,500.00	-230,359.10	-61,988.45	.00	-132,140.90	63.5
020 489900	OTHER REVENUE	-10,000.00	-10,000.00	-3,140.35	.00	.00	-6,859.65	31.4
020 736100	DRAW FROM RESERVES	-800,000.00	-800,000.00	.00	.00	.00	-800,000.00	.0
020 801100	XFER FROM GENERAL FUND	-8,200,104.00	-8,341,204.00	-8,341,204.00	.00	.00	.00	100.0
020 803100	XFER FROM PREC. NO.1 PA	-58,484.00	-58,484.00	-58,484.00	.00	.00	.00	100.0
020 803300	XFER FROM PCT 3 PARK	-58,484.00	-58,484.00	-58,484.00	.00	.00	.00	100.0
020 803400	XFER FROM PCT 4 PARK	-58,484.00	-58,484.00	-58,484.00	.00	.00	.00	100.0
020 810600	XFER FROM ARPA	-4,000,000.00	-4,000,000.00	-4,000,000.00	.00	.00	.00	100.0
TOTAL UNDEFINED		-16,727,556.00	-16,868,656.00	-15,658,167.14	-294,709.28	.00	-1,210,488.86	92.8%

190 CONSOLIDATED ROAD AND BRIDGE

02019090 500600	STAFF EMPLOYEES	3,554,336.00	3,514,336.00	2,412,288.60	233,985.50	.00	1,102,047.40	68.6
02019090 500700	OVERTIME COMPENSAT	20,500.00	60,500.00	25,938.51	449.94	.00	34,561.49	42.9
02019090 500800	TEMPORARY	20,000.00	20,000.00	.00	.00	.00	20,000.00	.0
02019090 501400	INCENTIVE PAY	.00	.00	58,670.00	5,160.00	.00	-58,670.00	100.0
02019090 510100	FICA	276,308.00	276,308.00	148,344.41	14,216.76	.00	127,963.59	53.7
02019090 510200	MEDICARE	51,376.00	51,376.00	34,694.14	3,325.00	.00	16,681.86	67.5
02019090 510300	RETIREMENT	391,420.00	391,420.00	282,500.14	26,619.08	.00	108,919.86	72.2
02019090 510400	GROUP HEALTH INSUR	542,232.00	542,232.00	397,996.87	38,588.70	.00	144,235.13	73.4
02019090 510500	GROUP DENTAL INSUR	29,465.00	29,465.00	19,458.06	1,911.62	.00	10,006.94	66.0
02019090 510600	LIFE INSURANCE	4,260.00	4,260.00	2,600.93	259.84	.00	1,659.07	61.1
02019090 510700	UNEMPLOYMENT INSUR	3,452.00	3,452.00	3,080.87	311.49	.00	371.13	89.2
02019090 510900	WORKER'S COMPENSAT	206,427.00	206,427.00	228,189.38	21,851.03	.00	-21,762.38	110.5

BUDGET SUMMARIES REPORT
ACCOUNT SUMMARY JULY 2023

FOR 2023 10

		ORIGINAL APPROP	REVISED BUDGET	YTD ACTUAL	MTD ACTUAL	ENCUMBRANCES	AVAILABLE BUDGET	PCT USE/COL
02019090 520100	SUPPLIES/OTH OPER	2,690,500.00	2,684,500.00	2,103,382.08	115,688.72	388,437.71	192,680.21	92.8
02019090 523100	NON-CAPITAL EQUIPM	31,500.00	35,500.00	1,368.00	.00	.00	34,132.00	3.9
02019090 530100	EQUIPMENT OPER/MAI	470,000.00	550,000.00	418,602.63	37,204.61	109,068.33	22,329.04	95.9
02019090 530200	VEHICLE OPERATION/	687,000.00	747,000.00	637,287.04	78,788.68	95,003.60	14,709.36	98.0
02019090 530500	BUILDING MAINTENAN	180,000.00	27,000.00	10,073.88	604.13	13,945.00	2,981.12	89.0
02019090 530800	SOFTWARE MAINTENAN	39,800.00	39,800.00	8,199.00	.00	.00	31,601.00	20.6
02019090 540100	COMMUNICATIONS - M	30,000.00	31,000.00	17,227.28	1,913.37	8,272.72	5,500.00	82.3
02019090 540600	UTILITIES	30,000.00	38,000.00	25,150.54	862.56	9,355.46	3,494.00	90.8
02019090 550300	TRAVEL AND TRAININ	32,000.00	32,000.00	14,723.43	259.70	13,350.00	3,926.57	87.7
02019090 550500	ASSOCIATION DUES	480.00	480.00	.00	.00	.00	480.00	.0
02019090 561400	PROFESSIONAL SERVI	55,000.00	15,000.00	1,901.90	.00	8,635.85	4,462.25	70.3
02019090 562200	CONTRACT SERVICES	70,000.00	140,200.00	117,864.51	4,718.95	12,635.49	9,700.00	93.1
02019090 570100	RENTALS AND LEASES	30,000.00	10,000.00	.00	.00	.00	10,000.00	.0
02019090 623000	ROAD PROJECTS	4,500,000.00	4,500,000.00	930,478.62	-56,798.50	2,891,278.18	678,243.20	84.9
02019090 640500	HEAVY EQUIPMENT	2,502,000.00	2,502,000.00	1,255,113.84	251,923.00	575,714.00	671,172.16	73.2
02019090 640700	OTHER EQUIPMENT	25,500.00	45,300.00	44,999.00	.00	.00	301.00	99.3
02019090 640800	COMPUTER EQUIPMENT	50,000.00	43,000.00	.00	.00	42,647.00	353.00	99.2
02019090 650200	VEHICLES - LIGHT T	204,000.00	328,100.00	327,336.21	.00	.60	763.19	99.8
TOTAL CONSOLIDATED ROAD AND BR		16,727,556.00	16,868,656.00	9,527,469.87	781,844.18	4,168,343.94	3,172,842.19	81.2%
TOTAL CONSOLIDATED ROAD AND BR		.00	.00	-6,130,697.27	487,134.90	4,168,343.94	1,962,353.33	100.0%
	TOTAL REVENUES	-16,727,556.00	-16,868,656.00	-15,658,167.14	-294,709.28	.00	-1,210,488.86	
	TOTAL EXPENSES	16,727,556.00	16,868,656.00	9,527,469.87	781,844.18	4,168,343.94	3,172,842.19	

031 PRECINCT 1 PARK

000 UNDEFINED

031 400100	CURRENT AD VALOREM TAXE	-134,643.00	-134,643.00	-132,157.18	-58.12	.00	-2,485.82	98.2
031 400400	PEN & INT - CURRENT LEV	-552.00	-552.00	-550.19	-54.62	.00	-1.81	99.7
031 400500	DELIQ TAXES - PRIOR YEA	-821.00	-821.00	-358.01	-23.34	.00	-462.99	43.6
031 400600	PEN & INT - PRIOR YEARS	-417.00	-417.00	-341.99	-10.67	.00	-75.01	82.0
031 470000	INTEREST INCOME	-2,500.00	-2,500.00	-16,972.67	-666.69	.00	14,472.67	678.9
031 481600	CONTRIBUTIONS	-16,000.00	-16,000.00	-8,100.00	-900.00	.00	-7,900.00	50.6
031 736100	DRAW FROM RESERVES	-47,811.00	-47,811.00	.00	.00	.00	-47,811.00	.0
031 902000	XFER TO CONSOLIDATED RO	58,484.00	58,484.00	58,484.00	.00	.00	.00	100.0
TOTAL UNDEFINED		-144,260.00	-144,260.00	-99,996.04	-1,713.44	.00	-44,263.96	69.3%

191 PRECINCT 1 PARK

03119180 500600	STAFF EMPLOYEES	30,956.00	30,956.00	25,048.81	2,385.60	.00	5,907.19	80.9

BUDGET SUMMARIES REPORT
ACCOUNT SUMMARY JULY 2023

FOR 2023 10

		ORIGINAL APPROP	REVISED BUDGET	YTD ACTUAL	MTD ACTUAL	ENCUMBRANCES	AVAILABLE BUDGET	PCT USE/COL
03119180 500800	TEMPORARY	5,000.00	5,000.00	.00	.00	.00	5,000.00	.0
03119180 510100	FICA	2,229.00	2,229.00	1,502.80	143.13	.00	726.20	67.4
03119180 510200	MEDICARE	522.00	522.00	351.54	33.48	.00	170.46	67.3
03119180 510300	RETIREMENT	3,439.00	3,439.00	2,830.02	265.04	.00	608.98	82.3
03119180 510400	GROUP HEALTH INSUR	7,531.00	7,531.00	6,042.33	575.46	.00	1,488.67	80.2
03119180 510500	GROUP DENTAL INSUR	415.00	415.00	568.68	54.16	.00	-153.68	137.0
03119180 510600	LIFE INSURANCE	60.00	60.00	47.04	4.48	.00	12.96	78.4
03119180 510700	UNEMPLOYMENT INSUR	28.00	28.00	30.75	3.10	.00	-2.75	109.8
03119180 510900	WORKER'S COMPENSAT	2,280.00	2,280.00	1,588.02	151.24	.00	691.98	69.7
03119180 520100	SUPPLIES/OTH OPER	2,500.00	5,050.00	28.28	.00	1,471.72	3,550.00	29.7
03119180 523100	NON-CAPITAL EQUIPM	5,400.00	2,850.00	1,164.00	.00	.00	1,686.00	40.8
03119180 530500	BUILDING MAINTENAN	15,600.00	15,600.00	2,207.16	95.00	270.00	13,122.84	15.9
03119180 530900	GROUNDS MAINTENANC	2,000.00	2,000.00	.00	.00	.00	2,000.00	.0
03119180 540100	COMMUNICATIONS - M	3,300.00	3,300.00	1,683.61	220.74	713.70	902.69	72.6
03119180 540600	UTILITIES	12,000.00	12,000.00	4,523.97	506.08	4,476.03	3,000.00	75.0
03119180 561400	PROFESSIONAL SERVI	50,000.00	50,000.00	.00	.00	.00	50,000.00	.0
03119180 562200	CONTRACT SERVICES	500.00	500.00	.00	.00	.00	500.00	.0
03119180 570100	RENTALS AND LEASES	500.00	500.00	.00	.00	.00	500.00	.0
TOTAL PRECINCT 1 PARK		144,260.00	144,260.00	47,617.01	4,437.51	6,931.45	89,711.54	37.8%
TOTAL PRECINCT 1 PARK		.00	.00	-52,379.03	2,724.07	6,931.45	45,447.58	100.0%
	TOTAL REVENUES	-202,744.00	-202,744.00	-158,480.04	-1,713.44	.00	-44,263.96	
	TOTAL EXPENSES	202,744.00	202,744.00	106,101.01	4,437.51	6,931.45	89,711.54	
032 SLATON/ROOSEVELT PARK								
000 UNDEFINED								
032 400100	CURRENT AD VALOREM TAXE	-134,643.00	-134,643.00	-132,157.18	-58.12	.00	-2,485.82	98.2
032 400400	PEN & INT - CURRENT LEV	-552.00	-552.00	-550.19	-54.62	.00	-1.81	99.7
032 400500	DELIQ TAXES - PRIOR YEA	-821.00	-821.00	-358.01	-23.34	.00	-462.99	43.6
032 400600	PEN & INT - PRIOR YEARS	-417.00	-417.00	-341.99	-10.67	.00	-75.01	82.0
032 470000	INTEREST INCOME	-750.00	-750.00	-3,501.10	-142.22	.00	2,751.10	466.8
032 481600	CONTRIBUTIONS	-8,000.00	-8,000.00	-7,125.00	-1,150.00	.00	-875.00	89.1
TOTAL UNDEFINED		-145,183.00	-145,183.00	-144,033.47	-1,438.97	.00	-1,149.53	99.2%
192 PRECINCT 2 PARK								
03219280 500600	STAFF EMPLOYEES	43,227.00	43,227.00	26,156.12	2,400.00	.00	17,070.88	60.5

BUDGET SUMMARIES REPORT
ACCOUNT SUMMARY JULY 2023

FOR 2023 10

		ORIGINAL APPROP	REVISED BUDGET	YTD ACTUAL	MTD ACTUAL	ENCUMBRANCES	AVAILABLE BUDGET	PCT USE/COL
03219280 500900	PART TIME POSITION	13,071.00	13,071.00	3,078.24	.00	.00	9,992.76	23.6
03219280 510100	FICA	3,711.00	3,711.00	1,801.69	148.80	.00	1,909.31	48.5
03219280 510200	MEDICARE	444.00	444.00	421.36	34.80	.00	22.64	94.9
03219280 510300	RETIREMENT	1,455.00	1,455.00	3,313.29	266.64	.00	-1,858.29	227.7
03219280 510400	GROUP HEALTH INSUR	15,062.00	15,062.00	2,014.11	.00	.00	13,047.89	13.4
03219280 510500	GROUP DENTAL INSUR	830.00	830.00	124.39	.00	.00	705.61	15.0
03219280 510600	LIFE INSURANCE	120.00	120.00	53.76	4.48	.00	66.24	44.8
03219280 510700	UNEMPLOYMENT INSUR	67.00	67.00	35.55	3.12	.00	31.45	53.1
03219280 510900	WORKER'S COMPENSAT	3,796.00	3,796.00	1,853.46	152.16	.00	1,942.54	48.8
03219280 520100	SUPPLIES/OTH OPER	3,000.00	2,700.00	948.29	195.52	1,551.71	200.00	92.6
03219280 523100	NON-CAPITAL EQUIPM	1,000.00	.00	.00	.00	.00	.00	.0
03219280 530100	EQUIPMENT OPER/MAI	2,400.00	1,200.00	726.54	.00	.00	473.46	60.5
03219280 530500	BUILDING MAINTENAN	10,000.00	18,280.00	4,463.48	101.28	12,583.00	1,233.52	93.3
03219280 530900	GROUNDS MAINTENANC	10,000.00	4,750.00	4,503.79	307.37	314.60	-68.39	101.4
03219280 540100	COMMUNICATIONS - M	2,000.00	2,000.00	1,274.06	158.21	725.94	.00	100.0
03219280 540600	UTILITIES	15,000.00	30,000.00	13,411.29	1,733.89	11,488.71	5,100.00	83.0
03219280 562200	CONTRACT SERVICES	15,000.00	8,000.00	8,000.00	.00	.00	.00	100.0
03219280 620500	OTHER IMPROVEMENTS	5,000.00	.00	.00	.00	.00	.00	.0
TOTAL PRECINCT 2 PARK		145,183.00	148,713.00	72,179.42	5,506.27	26,663.96	49,869.62	66.5%
TOTAL SLATON/ROOSEVELT PARK		.00	3,530.00	-71,854.05	4,067.30	26,663.96	48,720.09	-1280.2%
	TOTAL REVENUES	-145,183.00	-145,183.00	-144,033.47	-1,438.97	.00	-1,149.53	
	TOTAL EXPENSES	145,183.00	148,713.00	72,179.42	5,506.27	26,663.96	49,869.62	

033 IDALOU/NEW DEAL PARK

000 UNDEFINED

033 400100	CURRENT AD VALOREM TAXE	-134,643.00	-134,643.00	-132,157.18	-58.12	.00	-2,485.82	98.2
033 400400	PEN & INT - CURRENT LEV	-552.00	-552.00	-550.19	-54.62	.00	-1.81	99.7
033 400500	DELIQ TAXES - PRIOR YEA	-821.00	-821.00	-358.01	-23.34	.00	-462.99	43.6
033 400600	PEN & INT - PRIOR YEARS	-417.00	-417.00	-341.99	-10.67	.00	-75.01	82.0
033 470000	INTEREST INCOME	-1,000.00	-1,000.00	-9,157.46	-336.66	.00	8,157.46	915.7
033 481600	CONTRIBUTIONS	-6,200.00	-6,200.00	-7,500.00	-1,300.00	.00	1,300.00	121.0
033 736100	DRAW FROM RESERVES	-20,399.00	-20,399.00	.00	.00	.00	-20,399.00	.0
033 902000	XFER TO CONSOLIDATED R	58,484.00	58,484.00	58,484.00	.00	.00	.00	100.0
TOTAL UNDEFINED		-105,548.00	-105,548.00	-91,580.83	-1,783.41	.00	-13,967.17	86.8%

193 PRECINCT 3 PARK

03319380 500800	TEMPORARY	3,000.00	3,000.00	.00	.00	.00	3,000.00	.0

BUDGET SUMMARIES REPORT
ACCOUNT SUMMARY JULY 2023

FOR 2023 10

		ORIGINAL APPROP	REVISED BUDGET	YTD ACTUAL	MTD ACTUAL	ENCUMBRANCES	AVAILABLE BUDGET	PCT USE/COL
03319380 500900	PART TIME POSITION	25,424.00	25,424.00	17,850.84	1,700.08	.00	7,573.16	70.2
03319380 510100	FICA	1,576.00	1,576.00	848.20	80.78	.00	727.80	53.8
03319380 510200	MEDICARE	369.00	369.00	198.45	18.90	.00	170.55	53.8
03319380 510300	RETIREMENT	2,825.00	2,825.00	2,016.79	188.88	.00	808.21	71.4
03319380 510400	GROUP HEALTH INSUR	17,743.00	17,743.00	14,330.82	1,364.84	.00	3,412.18	80.8
03319380 510500	GROUP DENTAL INSUR	415.00	415.00	568.68	54.16	.00	-153.68	137.0
03319380 510600	LIFE INSURANCE	60.00	60.00	47.04	4.48	.00	12.96	78.4
03319380 510700	UNEMPLOYMENT INSUR	24.00	24.00	22.01	2.22	.00	1.99	91.7
03319380 510900	WORKER'S COMPENSAT	1,612.00	1,612.00	1,131.69	107.78	.00	480.31	70.2
03319380 520100	SUPPLIES/OTH OPER	4,000.00	4,000.00	2,421.67	95.22	150.00	1,428.33	64.3
03319380 530100	EQUIPMENT OPER/MAI	4,000.00	4,000.00	275.58	.00	.00	3,724.42	6.9
03319380 530200	VEHICLE OPERATION/	500.00	500.00	158.54	53.25	149.12	192.34	61.5
03319380 530500	BUILDING MAINTENAN	4,000.00	4,000.00	1,898.12	127.84	510.00	1,591.88	60.2
03319380 530900	GROUNDS MAINTENANC	4,000.00	4,000.00	.00	.00	.00	4,000.00	.0
03319380 540600	UTILITIES	16,000.00	16,000.00	5,877.14	665.26	3,622.86	6,500.00	59.4
03319380 640600	CAPITAL OUTLAY	20,000.00	60,355.00	40,355.00	.00	.00	20,000.00	66.9
TOTAL PRECINCT 3 PARK		105,548.00	145,903.00	88,000.57	4,463.69	4,431.98	53,470.45	63.4%
TOTAL IDALOU/NEW DEAL PARK		.00	40,355.00	-3,580.26	2,680.28	4,431.98	39,503.28	2.1%
	TOTAL REVENUES	-164,032.00	-164,032.00	-150,064.83	-1,783.41	.00	-13,967.17	
	TOTAL EXPENSES	164,032.00	204,387.00	146,484.57	4,463.69	4,431.98	53,470.45	

034 SHALLOWATER PARK

000 UNDEFINED

034 400100	CURRENT AD VALOREM TAXE	-134,643.00	-134,643.00	-132,157.18	-58.12	.00	-2,485.82	98.2
034 400400	PEN & INT - CURRENT LEV	-552.00	-552.00	-550.19	-54.62	.00	-1.81	99.7
034 400500	DELIQ TAXES - PRIOR YEA	-821.00	-821.00	-358.01	-23.34	.00	-462.99	43.6
034 400600	PEN & INT - PRIOR YEARS	-417.00	-417.00	-341.99	-10.67	.00	-75.01	82.0
034 470000	INTEREST INCOME	-1,000.00	-1,000.00	-10,666.64	-432.72	.00	9,666.64	1066.7
034 481600	CONTRIBUTIONS	-2,250.00	-2,250.00	-6,351.00	-1,475.00	.00	4,101.00	282.3
034 736100	DRAW FROM RESERVES	-59,948.00	-59,948.00	.00	.00	.00	-59,948.00	.0
034 902000	XFER TO CONSOLIDATED R	58,484.00	58,484.00	58,484.00	.00	.00	.00	100.0
TOTAL UNDEFINED		-141,147.00	-141,147.00	-91,941.01	-2,054.47	.00	-49,205.99	65.1%

194 PRECINCT 4 PARK

03419480 500700	OVERTIME COMPENSAT	2,500.00	2,500.00	.00	.00	.00	2,500.00	.0

BUDGET SUMMARIES REPORT
ACCOUNT SUMMARY JULY 2023

FOR 2023 10

		ORIGINAL APPROP	REVISED BUDGET	YTD ACTUAL	MTD ACTUAL	ENCUMBRANCES	AVAILABLE BUDGET	PCT USE/COL
03419480 500800	TEMPORARY	1,500.00	1,500.00	.00	.00	.00	1,500.00	.0
03419480 500900	PART TIME POSITION	18,580.00	18,580.00	12,600.00	1,200.00	.00	5,980.00	67.8
03419480 510100	FICA	1,245.00	1,245.00	781.20	74.40	.00	463.80	62.7
03419480 510200	MEDICARE	291.00	291.00	182.70	17.40	.00	108.30	62.8
03419480 510300	RETIREMENT	1,733.00	1,733.00	1,423.56	133.32	.00	309.44	82.1
03419480 510400	GROUP HEALTH INSUR	7,531.00	7,531.00	.00	.00	.00	7,531.00	.0
03419480 510500	GROUP DENTAL INSUR	415.00	415.00	.00	.00	.00	415.00	.0
03419480 510600	LIFE INSURANCE	60.00	60.00	.00	.00	.00	60.00	.0
03419480 510700	UNEMPLOYMENT INSUR	19.00	19.00	15.48	1.56	.00	3.52	81.5
03419480 510900	WORKER'S COMPENSAT	1,273.00	1,273.00	798.84	76.08	.00	474.16	62.8
03419480 520100	SUPPLIES/OTH OPER	6,900.00	6,900.00	1,680.58	339.54	499.01	4,720.41	31.6
03419480 523100	NON-CAPITAL EQUIPM	1,500.00	1,500.00	.00	.00	.00	1,500.00	.0
03419480 530100	EQUIPMENT OPER/MAI	2,000.00	2,000.00	.00	.00	.00	2,000.00	.0
03419480 530500	BUILDING MAINTENAN	10,000.00	10,000.00	797.37	100.00	365.00	8,837.63	11.6
03419480 530900	GROUNDS MAINTENANC	10,000.00	10,000.00	900.00	450.00	5,927.94	3,172.06	68.3
03419480 540100	COMMUNICATIONS - M	600.00	600.00	434.15	48.22	165.85	.00	100.0
03419480 540600	UTILITIES	22,500.00	22,500.00	6,902.11	639.43	4,747.89	10,850.00	51.8
03419480 561400	PROFESSIONAL SERVI	2,500.00	2,500.00	.00	.00	.00	2,500.00	.0
03419480 640600	CAPITAL OUTLAY	50,000.00	50,000.00	.00	.00	.00	50,000.00	.0
TOTAL PRECINCT 4 PARK		141,147.00	141,147.00	26,515.99	3,079.95	11,705.69	102,925.32	27.1%
TOTAL SHALLOWATER PARK		.00	.00	-65,425.02	1,025.48	11,705.69	53,719.33	100.0%
	TOTAL REVENUES	-199,631.00	-199,631.00	-150,425.01	-2,054.47	.00	-49,205.99	
	TOTAL EXPENSES	199,631.00	199,631.00	84,999.99	3,079.95	11,705.69	102,925.32	

041 PERMANENT IMPROVEMENT

000 UNDEFINED

041 400100	CURRENT AD VALOREM TAXE	-2,691,734.00	-2,691,734.00	-2,643,140.86	-1,162.40	.00	-48,593.14	98.2
041 400400	PEN & INT - CURRENT LEV	-11,036.00	-11,036.00	-11,004.04	-1,092.55	.00	-31.96	99.7
041 400500	DELIQ TAXES - PRIOR YEA	-16,420.00	-16,420.00	-7,159.70	-466.73	.00	-9,260.30	43.6
041 400600	PEN & INT - PRIOR YEARS	-8,344.00	-8,344.00	-6,840.25	-213.36	.00	-1,503.75	82.0
041 470000	INTEREST INCOME	-35,000.00	-35,000.00	-207,313.56	-7,792.45	.00	172,313.56	592.3
041 483500	CRTC LEASE	-483,732.00	-483,732.00	-403,110.00	-40,311.00	.00	-80,622.00	83.3
041 485800	OTHER SOURCE FND LEASE	.00	.00	9,710,452.00	.00	.00	-9,710,452.00	100.0
041 736100	DRAW FROM RESERVES	-2,762,883.00	-2,762,883.00	.00	.00	.00	-2,762,883.00	.0
041 801100	XFER FROM GENERAL FUND	.00	-718,009.00	-318,562.00	.00	.00	-399,447.00	44.4
041 805100	XFER FROM LCJJC	-3,610,000.00	-3,858,074.00	-3,858,074.00	.00	.00	.00	100.0
041 810600	XFER FROM ARPA	.00	-2,200,000.00	.00	.00	.00	-2,200,000.00	.0

BUDGET SUMMARIES REPORT
ACCOUNT SUMMARY JULY 2023

FOR 2023 10

041 PERMANENT IMPROVEMENT	ORIGINAL APPROP	REVISED BUDGET	YTD ACTUAL	MTD ACTUAL	ENCUMBRANCES	AVAILABLE BUDGET	PCT USE/COL
041 901100 XFER TO GENERAL FUND	.00	520,000.00	.00	.00	.00	520,000.00	.0
TOTAL UNDEFINED	-9,619,149.00	-12,265,232.00	2,255,247.59	-51,038.49	.00	-14,520,479.59	-18.4%
061 FACILITY MAINTENANCE							
04106140 561400 PROFESSIONAL SERVI	900,000.00	1,058,562.00	527,174.50	88,171.31	383,599.30	147,788.20	86.0
04106140 566110 LEASE PAYMENT PRIN	568,926.00	956,056.00	663,940.64	.00	137,354.83	154,760.53	83.8
04106140 566210 LEASE PAYMENT INTE	273,223.00	702,644.00	577,654.36	.00	62,830.17	62,159.47	91.2
04106140 579900 RENOV/REPAIR NON-C	75,000.00	55,000.00	41,444.21	2,358.35	522.90	13,032.89	76.3
04106140 620800 COURTHOUSE RENOVAT	342,000.00	527,000.00	294,520.98	3,021.93	226,151.28	6,327.74	98.8
04106140 621100 RENOVATION 900 MAI	2,375,000.00	1,682,896.00	454,182.84	.00	1,165,290.54	63,422.62	96.2
04106140 621300 LCDC RENOVATIONS	1,200,000.00	500,000.00	332,421.15	14,328.85	38,687.05	128,891.80	74.2
04106140 621700 LCJJC RENOVATIONS	3,610,000.00	4,408,074.00	2,903,601.41	232,068.00	1,306,608.52	197,864.07	95.5
04106140 622300 OTHER BLDG RENOVAT	275,000.00	175,000.00	-15,859.57	.00	55,067.80	135,791.77	22.4
04106140 622600 ENERGY & CONSERVAT	.00	.00	-5,872,317.00	.00	.00	5,872,317.00	100.0
04106140 622800 PURCHASE OF PROPER	.00	2,200,000.00	.00	.00	.00	2,200,000.00	.0
TOTAL FACILITY MAINTENANCE	9,619,149.00	12,265,232.00	-93,236.48	339,948.44	3,376,112.39	8,982,356.09	26.8%
TOTAL PERMANENT IMPROVEMENT	.00	.00	2,162,011.11	288,909.95	3,376,112.39	-5,538,123.50	100.0%
TOTAL REVENUES	-9,619,149.00	-12,785,232.00	2,255,247.59	-51,038.49	.00	-15,040,479.59	
TOTAL EXPENSES	9,619,149.00	12,785,232.00	-93,236.48	339,948.44	3,376,112.39	9,502,356.09	
043 LCETRZ NO1 TAX INCREMENT FUND							
000 UNDEFINED							
043 470000 INTEREST INCOME	-1,000.00	-1,000.00	-6,212.73	-240.94	.00	5,212.73	621.3
043 801100 XFER FROM GENERAL FUND	-190,000.00	-190,000.00	.00	.00	.00	-190,000.00	.0
TOTAL UNDEFINED	-191,000.00	-191,000.00	-6,212.73	-240.94	.00	-184,787.27	3.3%
090 PUBLIC WORKS							
04309090 623000 ROAD PROJECTS	191,000.00	191,000.00	.00	.00	.00	191,000.00	.0
TOTAL PUBLIC WORKS	191,000.00	191,000.00	.00	.00	.00	191,000.00	.0%

BUDGET SUMMARIES REPORT
ACCOUNT SUMMARY JULY 2023

FOR 2023 10

	ORIGINAL APPROP	REVISED BUDGET	YTD ACTUAL	MTD ACTUAL	ENCUMBRANCES	AVAILABLE BUDGET	PCT USE/COL
TOTAL LCETRZ NO1 TAX INCREMENT	.00	.00	-6,212.73	-240.94	.00	6,212.73	100.0%
TOTAL REVENUES	-191,000.00	-191,000.00	-6,212.73	-240.94	.00	-184,787.27	
TOTAL EXPENSES	191,000.00	191,000.00	.00	.00	.00	191,000.00	
046 TJJD (P) JJAEP GRANT							
000 UNDEFINED							
046 420390 TJJD-P JJAEP GRANT REVE	-80,000.00	-80,000.00	-18,234.50	.00	.00	-61,765.50	22.8
TOTAL UNDEFINED	-80,000.00	-80,000.00	-18,234.50	.00	.00	-61,765.50	22.8%
051 JUVENILE PROBATION							
04605135 562300 INTER LOCAL AGREEM	80,000.00	80,000.00	.00	.00	.00	80,000.00	.0
TOTAL JUVENILE PROBATION	80,000.00	80,000.00	.00	.00	.00	80,000.00	.0%
TOTAL TJJD (P) JJAEP GRANT	.00	.00	-18,234.50	.00	.00	18,234.50	100.0%
TOTAL REVENUES	-80,000.00	-80,000.00	-18,234.50	.00	.00	-61,765.50	
TOTAL EXPENSES	80,000.00	80,000.00	.00	.00	.00	80,000.00	
047 TJJD TJJD DSA RISK & NEEDS ASS							
000 UNDEFINED							
047 420170 TJJD (R) GRANT REVENUE	-15,628.00	-15,628.00	-13,433.68	.00	.00	-2,194.32	86.0
TOTAL UNDEFINED	-15,628.00	-15,628.00	-13,433.68	.00	.00	-2,194.32	86.0%
051 JUVENILE PROBATION							
04705135 520100 SUPPLIES/OTH OPER	15,628.00	15,628.00	13,433.68	.00	.00	2,194.32	86.0
TOTAL JUVENILE PROBATION	15,628.00	15,628.00	13,433.68	.00	.00	2,194.32	86.0%

BUDGET SUMMARIES REPORT
ACCOUNT SUMMARY JULY 2023

FOR 2023 10

	ORIGINAL APPROP	REVISED BUDGET	YTD ACTUAL	MTD ACTUAL	ENCUMBRANCES	AVAILABLE BUDGET	PCT USE/COL
TOTAL TJJD TJJD DSA RISK & NEE	.00	.00	.00	.00	.00	.00	.0%
TOTAL REVENUES	-15,628.00	-15,628.00	-13,433.68	.00	.00	-2,194.32	
TOTAL EXPENSES	15,628.00	15,628.00	13,433.68	.00	.00	2,194.32	
048 TJJD DSA RESIDENTIAL PROJECTS							
000 UNDEFINED							
048 427030 TJJD GRANT REVENUE	.00	-127,520.00	-116,897.00	-10,627.00	.00	-10,623.00	91.7
TOTAL UNDEFINED	.00	-127,520.00	-116,897.00	-10,627.00	.00	-10,623.00	91.7%
051 JUVENILE PROBATION							
04805135 500600 STAFF EMPLOYEES	.00	63,000.00	50,069.75	50,069.75	.00	12,930.25	79.5
04805135 510100 FICA	.00	4,500.00	3,067.11	3,067.11	.00	1,432.89	68.2
04805135 510200 MEDICARE	.00	1,500.00	717.32	717.32	.00	782.68	47.8
04805135 510300 RETIREMENT	.00	8,000.00	5,690.30	5,690.30	.00	2,309.70	71.1
04805135 510400 GROUP HEALTH INSUR	.00	7,485.00	6,042.33	6,042.33	.00	1,442.67	80.7
04805135 510500 GROUP DENTAL INSUR	.00	2,000.00	410.34	410.34	.00	1,589.66	20.5
04805135 510600 LIFE INSURANCE	.00	500.00	47.04	47.04	.00	452.96	9.4
04805135 510700 UNEMPLOYMENT INSUR	.00	365.00	60.24	60.24	.00	304.76	16.5
04805135 510900 WORKER'S COMPENSAT	.00	2,650.00	135.14	135.14	.00	2,514.86	5.1
04805135 562200 CONTRACT SERVICES	.00	37,520.00	.00	.00	.00	37,520.00	.0
TOTAL JUVENILE PROBATION	.00	127,520.00	66,239.57	66,239.57	.00	61,280.43	51.9%
TOTAL TJJD DSA RESIDENTIAL PRO	.00	.00	-50,657.43	55,612.57	.00	50,657.43	100.0%
TOTAL REVENUES	.00	-127,520.00	-116,897.00	-10,627.00	.00	-10,623.00	
TOTAL EXPENSES	.00	127,520.00	66,239.57	66,239.57	.00	61,280.43	
049 TJJD DSA PREVENT/INTERVENTION							
000 UNDEFINED							
049 424900 TJPC-S GRANT REVENUE	.00	-66,000.00	-66,000.00	-5,500.00	.00	.00	100.0

BUDGET SUMMARIES REPORT
ACCOUNT SUMMARY JULY 2023

FOR 2023 10

049 TJJD DSA PREVENT/INTERVENTION	ORIGINAL APPROP	REVISED BUDGET	YTD ACTUAL	MTD ACTUAL	ENCUMBRANCES	AVAILABLE BUDGET	PCT USE/COL
TOTAL UNDEFINED	.00	-66,000.00	-66,000.00	-5,500.00	.00	.00	100.0%
051 JUVENILE PROBATION							
04905135 540100 COMMUNICATIONS - M	.00	4,000.00	.00	.00	.00	4,000.00	.0
04905135 550300 TRAVEL AND TRAININ	.00	20,000.00	.00	.00	.00	20,000.00	.0
04905135 562200 CONTRACT SERVICES	.00	42,000.00	.00	.00	.00	42,000.00	.0
TOTAL JUVENILE PROBATION	.00	66,000.00	.00	.00	.00	66,000.00	.0%
TOTAL TJJD DSA PREVENT/INTERVE	.00	.00	-66,000.00	-5,500.00	.00	66,000.00	100.0%
TOTAL REVENUES	.00	-66,000.00	-66,000.00	-5,500.00	.00	.00	
TOTAL EXPENSES	.00	66,000.00	.00	.00	.00	66,000.00	
050 JUVENILE STAR PROGRAM							
000 UNDEFINED							
050 424000 STAR PROGRAM-JUVENILE	-425,000.00	-425,000.00	-425,000.00	.00	.00	.00	100.0
050 489900 OTHER REVENUE	-1,895.00	-1,895.00	.00	.00	.00	-1,895.00	.0
050 805100 XFER FROM LCJJC	-198,595.00	-198,595.00	-175,000.00	.00	.00	-23,595.00	88.1
050 805400 XFER FRM TJPC JUV COMM	-36,005.00	.00	.00	.00	.00	.00	.0
TOTAL UNDEFINED	-661,495.00	-625,490.00	-600,000.00	.00	.00	-25,490.00	95.9%
051 JUVENILE PROBATION							
05005135 500600 STAFF EMPLOYEES	446,179.00	446,179.00	290,643.34	26,915.59	.00	155,535.66	65.1
05005135 500700 OVERTIME COMPENSAT	.00	.00	137.38	.00	.00	-137.38	100.0
05005135 510100 FICA	28,337.00	28,337.00	17,019.27	1,569.56	.00	11,317.73	60.1
05005135 510200 MEDICARE	6,627.00	6,627.00	3,980.24	367.06	.00	2,646.76	60.1
05005135 510300 RETIREMENT	49,571.00	49,571.00	32,859.60	2,990.32	.00	16,711.40	66.3
05005135 510400 GROUP HEALTH INSUR	71,898.00	71,898.00	41,955.30	4,047.78	.00	29,942.70	58.4
05005135 510500 GROUP DENTAL INSUR	4,024.00	4,024.00	2,824.15	274.96	.00	1,199.85	70.2
05005135 510600 LIFE INSURANCE	538.00	538.00	362.94	35.42	.00	175.06	67.5
05005135 510700 UNEMPLOYMENT INSUR	2,332.00	2,332.00	356.72	34.99	.00	1,975.28	15.3

BUDGET SUMMARIES REPORT
ACCOUNT SUMMARY JULY 2023

FOR 2023 10

		ORIGINAL APPROP	REVISED BUDGET	YTD ACTUAL	MTD ACTUAL	ENCUMBRANCES	AVAILABLE BUDGET	PCT USE/COL
05005135 510900	WORKER'S COMPENSAT	15,398.00	15,398.00	10,511.82	970.49	.00	4,886.18	68.3
05005135 520100	SUPPLIES/OTH OPER	5,895.00	5,895.00	932.93	.00	.00	4,962.07	15.8
05005135 522400	UNIFORMS	1,800.00	1,800.00	.00	.00	.00	1,800.00	.0
05005135 522700	RESIDENT SUPPLIES	1,000.00	1,000.00	.00	.00	.00	1,000.00	.0
05005135 530200	VEHICLE OPERATION/	13,500.00	13,500.00	5,133.14	770.13	4,569.85	3,797.01	71.9
05005135 540100	COMMUNICATIONS - M	546.00	546.00	167.28	.00	.00	378.72	30.6
05005135 550300	TRAVEL AND TRAININ	7,750.00	7,750.00	470.16	60.26	.00	7,279.84	6.1
05005135 550500	ASSOCIATION DUES	100.00	100.00	.00	.00	.00	100.00	.0
05005135 562200	CONTRACT SERVICES	6,000.00	6,000.00	.00	.00	.00	6,000.00	.0
TOTAL JUVENILE PROBATION		661,495.00	661,495.00	407,354.27	38,036.56	4,569.85	249,570.88	62.3%
TOTAL JUVENILE STAR PROGRAM		.00	36,005.00	-192,645.73	38,036.56	4,569.85	224,080.88	-522.4%
	TOTAL REVENUES	-661,495.00	-625,490.00	-600,000.00	.00	.00	-25,490.00	
	TOTAL EXPENSES	661,495.00	661,495.00	407,354.27	38,036.56	4,569.85	249,570.88	

051 JUVENILE PROBATION

000 UNDEFINED

051 451900	JUVENILE PROBATION FEES	-5,000.00	-5,000.00	-5,741.00	-1,111.00	.00	741.00	114.8
051 470000	INTEREST INCOME	-10,000.00	-10,000.00	-198,694.11	-8,109.13	.00	188,694.11	1986.9
051 489900	OTHER REVENUE	-2,000.00	-2,000.00	-947.30	-115.18	.00	-1,052.70	47.4
051 736100	DRAW FROM RESERVES	-3,610,000.00	-3,610,000.00	.00	.00	.00	-3,610,000.00	.0
051 801100	XFER FROM GENERAL FUND	-8,458,221.00	-8,458,221.00	-7,048,517.50	-704,851.75	.00	-1,409,703.50	83.3
051 904100	XFER TO PERMANENT IMPRO	3,610,000.00	3,858,074.00	3,858,074.00	.00	.00	.00	100.0
051 905000	XFER TO STAR PROGRAM	198,595.00	198,595.00	175,000.00	.00	.00	23,595.00	88.1
051 905400	XFER TO JUV PROB COMM F	536,010.00	536,010.00	.00	.00	.00	536,010.00	.0
051 905500	XFER TO JUVENILE DETENT	4,882,696.00	4,882,696.00	1,008,964.34	.00	.00	3,873,731.66	20.7
051 905700	XFER TO FOOD SERVICE	255,242.00	255,242.00	73,859.23	.00	.00	181,382.77	28.9
TOTAL UNDEFINED		-2,602,678.00	-2,354,604.00	-2,138,002.34	-714,187.06	.00	-216,601.66	90.8%

051 JUVENILE PROBATION

05105135 500200	APPOINTED OFFICIAL	117,626.00	117,626.00	101,997.21	9,714.02	.00	15,628.79	86.7
05105135 500600	STAFF EMPLOYEES	1,533,155.00	1,533,155.00	995,240.33	97,181.47	.00	537,914.67	64.9
05105135 510100	FICA	102,379.00	102,379.00	64,285.71	6,245.11	.00	38,093.29	62.8
05105135 510200	MEDICARE	23,944.00	23,944.00	15,034.49	1,460.56	.00	8,909.51	62.8

BUDGET SUMMARIES REPORT
ACCOUNT SUMMARY JULY 2023

FOR 2023 10

		ORIGINAL APPROP	REVISED BUDGET	YTD ACTUAL	MTD ACTUAL	ENCUMBRANCES	AVAILABLE BUDGET	PCT USE/COL
05105135 510300	RETIREMENT	183,457.00	183,457.00	124,008.44	11,876.10	.00	59,448.56	67.6
05105135 510400	GROUP HEALTH INSUR	195,806.00	195,806.00	192,889.26	19,180.40	.00	2,916.74	98.5
05105135 510500	GROUP DENTAL INSUR	10,790.00	10,790.00	9,066.82	932.36	.00	1,723.18	84.0
05105135 510600	LIFE INSURANCE	1,560.00	1,560.00	1,074.52	110.00	.00	485.48	68.9
05105135 510700	UNEMPLOYMENT INSUR	1,531.00	1,531.00	1,346.20	138.90	.00	184.80	87.9
05105135 510900	WORKER'S COMPENSAT	4,459.00	4,459.00	5,311.55	419.54	.00	-852.55	119.1
05105135 520100	SUPPLIES/OTH OPER	51,500.00	50,000.00	39,655.46	3,735.89	7,603.87	2,740.67	94.5
05105135 522400	UNIFORMS	10,000.00	10,000.00	2,765.82	1,797.48	.00	7,234.18	27.7
05105135 522700	RESIDENT SUPPLIES	5,000.00	5,000.00	465.81	316.76	.00	4,534.19	9.3
05105135 522800	LAW BOOKS	1,000.00	2,500.00	2,212.20	.00	.00	287.80	88.5
05105135 523000	NON-CAPITAL SOFTWA	1,350.00	.00	.00	.00	.00	.00	.0
05105135 523100	NON-CAPITAL EQUIPM	3,000.00	.00	.00	.00	.00	.00	.0
05105135 530100	EQUIPMENT OPER/MAI	1,000.00	300.00	291.62	.00	.00	8.38	97.2
05105135 530200	VEHICLE OPERATION/	7,500.00	12,550.00	6,620.52	406.44	5,746.78	182.70	98.5
05105135 530500	BUILDING MAINTENAN	66,000.00	66,000.00	25,789.66	2,339.71	16,152.63	24,057.71	63.5
05105135 530800	SOFTWARE MAINTENAN	10,000.00	.00	.00	.00	.00	.00	.0
05105135 530900	GROUNDS MAINTENANC	5,910.00	5,910.00	1,369.23	814.86	.00	4,540.77	23.2
05105135 540100	COMMUNICATIONS - M	31,000.00	31,000.00	11,842.69	1,301.93	18,990.03	167.28	99.5
05105135 540600	UTILITIES	125,000.00	200,000.00	123,786.94	13,731.13	74,213.06	2,000.00	99.0
05105135 550300	TRAVEL AND TRAININ	78,775.00	43,775.00	33,543.99	6,609.49	500.00	9,731.01	77.8
05105135 550500	ASSOCIATION DUES	936.00	936.00	.00	.00	.00	936.00	.0
05105135 562200	CONTRACT SERVICES	30,000.00	.00	.00	.00	.00	.00	.0
TOTAL JUVENILE PROBATION		2,602,678.00	2,602,678.00	1,758,598.47	178,312.15	123,206.37	720,873.16	72.3%
TOTAL JUVENILE PROBATION		.00	248,074.00	-379,403.87	-535,874.91	123,206.37	504,271.50	-103.3%
	TOTAL REVENUES	-12,085,221.00	-12,085,221.00	-7,253,899.91	-714,187.06	.00	-4,831,321.09	
	TOTAL EXPENSES	12,085,221.00	12,333,295.00	6,874,496.04	178,312.15	123,206.37	5,335,592.59	

054 TJJD (A) JUV PROB COMM GRANT

000 UNDEFINED

054 421500	TJPC-A STATE AID	-1,665,568.00	-1,665,568.00	-1,795,384.16	-680,183.00	.00	129,816.16	107.8
054 805100	XFER FROM LCJJC	-536,010.00	-536,010.00	.00	.00	.00	-536,010.00	.0
TOTAL UNDEFINED		-2,201,578.00	-2,201,578.00	-1,795,384.16	-680,183.00	.00	-406,193.84	81.5%

051 JUVENILE PROBATION

05405135 500600	STAFF EMPLOYEES	944,875.00	944,875.00	584,522.69	12,714.11	.00	360,352.31	61.9

BUDGET SUMMARIES REPORT
ACCOUNT SUMMARY JULY 2023

FOR 2023 10

		ORIGINAL APPROP	REVISED BUDGET	YTD ACTUAL	MTD ACTUAL	ENCUMBRANCES	AVAILABLE BUDGET	PCT USE/COL
05405135 500700	OVERTIME COMPENSAT	2,000.00	2,000.00	2,355.43	934.28	.00	-355.43	117.8
05405135 501010	SUPPLEMENT PROBATI	63,000.00	63,000.00	42,757.60	3,870.30	.00	20,242.40	67.9
05405135 501100	SUPPLEMENT DETENTI	31,000.00	31,000.00	15,690.24	1,382.40	.00	15,309.76	50.6
05405135 510100	FICA	72,137.00	72,137.00	38,249.61	1,044.56	.00	33,887.39	53.0
05405135 510200	MEDICARE	16,706.00	16,706.00	8,945.70	244.31	.00	7,760.30	53.5
05405135 510300	RETIREMENT	129,263.00	129,263.00	72,912.75	1,972.48	.00	56,350.25	56.4
05405135 510400	GROUP HEALTH INSUR	105,434.00	105,434.00	107,303.33	3,905.80	.00	-1,869.33	101.8
05405135 510500	GROUP DENTAL INSUR	5,810.00	5,810.00	4,440.25	6.30	.00	1,369.75	76.4
05405135 510600	LIFE INSURANCE	840.00	840.00	638.62	15.39	.00	201.38	76.0
05405135 510700	UNEMPLOYMENT INSUR	1,108.00	1,108.00	793.08	29.45	.00	314.92	71.6
05405135 510900	WORKER'S COMPENSAT	41,768.00	41,768.00	16,837.07	1,664.95	.00	24,930.93	40.3
05405135 520140	SUPPLIES/OTHER OPE	.00	48,650.00	.00	.00	43,783.64	4,866.36	90.0
05405135 523100	NON-CAPITAL EQUIPM	.00	1,850.00	.00	.00	1,829.71	20.29	98.9
05405135 540100	COMMUNICATIONS - M	3,000.00	3,000.00	780.00	60.00	120.00	2,100.00	30.0
05405135 544100	RESIDENTIAL NON-SE	72,623.00	72,623.00	.00	.00	.00	72,623.00	.0
05405135 544420	RESIDENTIAL NON-SE	99,961.00	71,961.00	.00	.00	.00	71,961.00	.0
05405135 544500	RESIDENTIAL MH CD	84,700.00	84,700.00	3,570.00	3,570.00	11,985.00	69,145.00	18.4
05405135 544600	RESIDENTIAL MH PPA	110,641.00	188,641.00	159,905.45	42,716.40	28,495.82	239.73	99.9
05405135 544700	RESIDENTIAL SECURE	100,000.00	.00	.00	.00	.00	.00	.0
05405135 544810	RESIDENTIAL SECURE	99,962.00	99,462.00	.00	.00	.00	99,462.00	.0
05405135 550303	TRAVEL AND TRAININ	12,000.00	12,000.00	2,172.11	161.13	509.69	9,318.20	22.3
05405135 562200	CONTRACT SERVICES	55,000.00	55,000.00	8,237.59	653.62	1,600.00	45,162.41	17.9
05405135 564500	CONTRACT SERVICES	80,000.00	80,000.00	39,738.10	5,695.25	8,031.75	32,230.15	59.7
05405135 564600	CONTRACT SERVICES	37,750.00	37,750.00	14,775.00	.00	6,300.00	16,675.00	55.8
05405135 564800	ELECTRONIC MONITOR	32,000.00	32,000.00	20,018.35	1,857.20	4,000.00	7,981.65	75.1
TOTAL JUVENILE PROBATION		2,201,578.00	2,201,578.00	1,144,642.97	82,497.93	106,655.61	950,279.42	56.8%
TOTAL TJJD (A) JUV PROB COMM G		.00	.00	-650,741.19	-597,685.07	106,655.61	544,085.58	100.0%
	TOTAL REVENUES	-2,201,578.00	-2,201,578.00	-1,795,384.16	-680,183.00	.00	-406,193.84	
	TOTAL EXPENSES	2,201,578.00	2,201,578.00	1,144,642.97	82,497.93	106,655.61	950,279.42	

055 JUVENILE DETENTION

000 UNDEFINED

055 420100	GRANT REVENUE	.00	.00	-179,278.00	-179,278.00	.00	179,278.00	100.0
055 451300	CONTRACTSERV-OTHER COUN	-550,000.00	-550,000.00	-911,930.00	-71,440.00	.00	361,930.00	165.8
055 805100	XFER FROM LCJJC	-4,882,696.00	-4,882,696.00	-1,008,964.34	.00	.00	-3,873,731.66	20.7
TOTAL UNDEFINED		-5,432,696.00	-5,432,696.00	-2,100,172.34	-250,718.00	.00	-3,332,523.66	38.7%

051 JUVENILE PROBATION

BUDGET SUMMARIES REPORT
ACCOUNT SUMMARY JULY 2023

FOR 2023 10

		ORIGINAL APPROP	REVISED BUDGET	YTD ACTUAL	MTD ACTUAL	ENCUMBRANCES	AVAILABLE BUDGET	PCT USE/COL
05505135 500600	STAFF EMPLOYEES	3,628,423.00	3,558,423.00	2,033,346.71	207,321.57	.00	1,525,076.29	57.1
05505135 500700	OVERTIME COMPENSAT	25,500.00	95,500.00	78,323.39	3,275.84	.00	17,176.61	82.0
05505135 500900	PART TIME POSITION	55,500.00	55,500.00	.00	.00	.00	55,500.00	.0
05505135 510100	FICA	228,231.00	228,231.00	125,504.72	12,495.11	.00	102,726.28	55.0
05505135 510200	MEDICARE	53,377.00	53,377.00	29,351.97	2,922.26	.00	24,025.03	55.0
05505135 510300	RETIREMENT	408,976.00	408,976.00	238,441.85	23,397.27	.00	170,534.15	58.3
05505135 510400	GROUP HEALTH INSUR	527,170.00	527,170.00	360,313.66	36,591.02	.00	166,856.34	68.3
05505135 510500	GROUP DENTAL INSUR	29,050.00	29,050.00	18,825.25	1,915.51	.00	10,224.75	64.8
05505135 510600	LIFE INSURANCE	4,200.00	4,200.00	2,490.80	249.11	.00	1,709.20	59.3
05505135 510700	UNEMPLOYMENT INSUR	3,423.00	3,423.00	2,598.60	273.83	.00	824.40	75.9
05505135 510900	WORKER'S COMPENSAT	137,774.00	137,774.00	82,097.85	7,989.65	.00	55,676.15	59.6
05505135 520100	SUPPLIES/OTH OPER	35,000.00	48,900.00	25,360.54	2,956.27	21,086.29	2,453.17	95.0
05505135 522700	RESIDENT SUPPLIES	33,572.00	33,572.00	14,837.35	1,381.21	5,785.14	12,949.51	61.4
05505135 523000	NON-CAPITAL SOFTWA	6,000.00	1,000.00	.00	.00	.00	1,000.00	.0
05505135 523100	NON-CAPITAL EQUIPM	.00	7,000.00	5,347.92	5,347.92	.00	1,652.08	76.4
05505135 530100	EQUIPMENT OPER/MAI	1,000.00	1,000.00	.00	.00	.00	1,000.00	.0
05505135 530200	VEHICLE OPERATION/	2,500.00	2,500.00	1,980.00	42.50	507.06	12.94	99.5
05505135 550201	RESIDENT TRANSPORT	10,000.00	10,000.00	3,469.75	138.00	.00	6,530.25	34.7
05505135 561100	MEDICAL FOR RESIDE	10,000.00	10,000.00	5,260.30	-1,144.82	.00	4,739.70	52.6
05505135 561400	PROFESSIONAL SERVI	11,000.00	2,100.00	2,100.00	.00	.00	.00	100.0
05505135 562200	CONTRACT SERVICES	115,000.00	115,000.00	39,295.00	3,055.00	29,655.00	46,050.00	60.0
05505135 564200	RESIDENTIAL PLACEM	100,000.00	100,000.00	39,998.80	21,240.58	28,324.43	31,676.77	68.3
05505135 640700	OTHER EQUIPMENT	7,000.00	.00	.00	.00	.00	.00	.0
TOTAL JUVENILE PROBATION		5,432,696.00	5,432,696.00	3,108,944.46	329,447.83	85,357.92	2,238,393.62	58.8%
TOTAL JUVENILE DETENTION		.00	.00	1,008,772.12	78,729.83	85,357.92	-1,094,130.04	100.0%
	TOTAL REVENUES	-5,432,696.00	-5,432,696.00	-2,100,172.34	-250,718.00	.00	-3,332,523.66	
	TOTAL EXPENSES	5,432,696.00	5,432,696.00	3,108,944.46	329,447.83	85,357.92	2,238,393.62	

057 JUVENILE FOOD SERVICE

000 UNDEFINED

057 420100	GRANT REVENUE	.00	-6,591.00	-6,591.47	.00	.00	.47	100.0
057 426600	DHS SCHOOL MEAL PROGRAM	-150,000.00	-150,000.00	-146,543.44	-14,360.88	.00	-3,456.56	97.7
057 426700	DHS COMMODITIES PROGRAM	-7,449.00	-7,449.00	-13,398.51	.00	.00	5,949.51	179.9
057 489900	OTHER REVENUE	-6,405.00	-6,405.00	.00	.00	.00	-6,405.00	.0
057 805100	XFER FROM LCJJC	-255,242.00	-255,242.00	-73,859.23	.00	.00	-181,382.77	28.9
TOTAL UNDEFINED		-419,096.00	-425,687.00	-240,392.65	-14,360.88	.00	-185,294.35	56.5%

BUDGET SUMMARIES REPORT
ACCOUNT SUMMARY JULY 2023

FOR 2023 10

	ORIGINAL APPROP	REVISED BUDGET	YTD ACTUAL	MTD ACTUAL	ENCUMBRANCES	AVAILABLE BUDGET	PCT USE/COL
051 JUVENILE PROBATION							
05705135 500600 STAFF EMPLOYEES	115,295.00	115,295.00	57,561.47	5,311.59	.00	57,733.53	49.9
05705135 500700 OVERTIME COMPENSAT	1,000.00	1,000.00	.00	.00	.00	1,000.00	.0
05705135 500800 TEMPORARY	15,000.00	15,000.00	13,222.57	1,273.34	.00	1,777.43	88.2
05705135 510100 FICA	8,140.00	8,140.00	4,321.41	402.84	.00	3,818.59	53.1
05705135 510200 MEDICARE	1,904.00	1,904.00	1,010.67	94.21	.00	893.33	53.1
05705135 510300 RETIREMENT	14,587.00	14,587.00	6,516.22	590.12	.00	8,070.78	44.7
05705135 510400 GROUP HEALTH INSUR	22,593.00	22,593.00	12,038.28	1,438.65	.00	10,554.72	53.3
05705135 510500 GROUP DENTAL INSUR	1,245.00	1,245.00	658.98	78.45	.00	586.02	52.9
05705135 510600 LIFE INSURANCE	180.00	180.00	94.08	11.20	.00	85.92	52.3
05705135 510700 UNEMPLOYMENT INSUR	121.00	121.00	86.43	8.56	.00	34.57	71.4
05705135 510900 WORKER'S COMPENSAT	5,081.00	5,081.00	2,987.21	277.90	.00	2,093.79	58.8
05705135 520600 KITCHEN SUPPLIES	4,500.00	4,500.00	3,379.25	.00	46.69	1,074.06	76.1
05705135 521900 FOOD	225,000.00	221,591.00	210,785.45	18,607.07	23,701.56	-12,896.01	105.8
05705135 523100 NON-CAPITAL EQUIPM	2,000.00	2,000.00	.00	.00	.00	2,000.00	.0
05705135 530100 EQUIPMENT OPER/MAI	250.00	250.00	.00	.00	.00	250.00	.0
05705135 562200 CONTRACT SERVICES	.00	10,000.00	2,743.89	.00	.00	7,256.11	27.4
05705135 570100 RENTALS AND LEASES	2,200.00	2,200.00	856.70	85.67	171.34	1,171.96	46.7
TOTAL JUVENILE PROBATION	419,096.00	425,687.00	316,262.61	28,179.60	23,919.59	85,504.80	79.9%
TOTAL JUVENILE FOOD SERVICE	.00	.00	75,869.96	13,818.72	23,919.59	-99,789.55	100.0%
TOTAL REVENUES	-419,096.00	-425,687.00	-240,392.65	-14,360.88	.00	-185,294.35	
TOTAL EXPENSES	419,096.00	425,687.00	316,262.61	28,179.60	23,919.59	85,504.80	
064 TJJD (E) TITLE IV E GRANT							
000 UNDEFINED							
064 420380 TITLE IV-E TJPC (E)	-98,000.00	.00	-3,118.91	.00	.00	3,118.91	100.0
064 805100 XFER FROM LCJJC	-106,400.00	.00	.00	.00	.00	.00	.0
TOTAL UNDEFINED	-204,400.00	.00	-3,118.91	.00	.00	3,118.91	100.0%
051 JUVENILE PROBATION							
06405135 544400 RESIDENTIAL PLACEM	204,400.00	.00	.00	.00	.00	.00	.0

BUDGET SUMMARIES REPORT
ACCOUNT SUMMARY JULY 2023

FOR 2023 10

	ORIGINAL APPROP	REVISED BUDGET	YTD ACTUAL	MTD ACTUAL	ENCUMBRANCES	AVAILABLE BUDGET	PCT USE/COL
TOTAL JUVENILE PROBATION	204,400.00	.00	.00	.00	.00	.00	.0%
TOTAL TJJD (E) TITLE IV E GRAN	.00	.00	-3,118.91	.00	.00	3,118.91	100.0%
TOTAL REVENUES	-204,400.00	.00	-3,118.91	.00	.00	3,118.91	
TOTAL EXPENSES	204,400.00	.00	.00	.00	.00	.00	
067 CJD DWI COURT GRANT							
000 UNDEFINED							
067 420100 GRANT REVENUE	-32,951.00	-39,495.00	-23,991.42	.00	.00	-15,503.58	60.7
TOTAL UNDEFINED	-32,951.00	-39,495.00	-23,991.42	.00	.00	-15,503.58	60.7%
014 COURTS							
06701420 520000 TREATMENT MATERIAL	250.00	.00	.00	.00	.00	.00	.0
06701420 520220 SUPPLIES/DRUG TEST	19,639.00	17,741.00	17,741.00	.00	.00	.00	100.0
06701420 523000 NON-CAPITAL SOFTWA	3,994.00	5,820.00	3,120.00	.00	.00	2,700.00	53.6
06701420 540600 UTILITIES	600.00	160.00	160.00	.00	440.00	-440.00	375.0
06701420 550300 TRAVEL AND TRAININ	5,000.00	5,000.00	.00	.00	.00	5,000.00	.0
06701420 561400 PROFESSIONAL SERVI	718.00	774.00	470.42	.00	.00	303.58	60.8
06701420 562200 CONTRACT SERVICES	2,750.00	10,000.00	2,500.00	.00	.00	7,500.00	25.0
TOTAL COURTS	32,951.00	39,495.00	23,991.42	.00	440.00	15,063.58	61.9%
TOTAL CJD DWI COURT GRANT	.00	.00	.00	.00	440.00	-440.00	100.0%
TOTAL REVENUES	-32,951.00	-39,495.00	-23,991.42	.00	.00	-15,503.58	
TOTAL EXPENSES	32,951.00	39,495.00	23,991.42	.00	440.00	15,063.58	
070 ON LINE ACCESS							
000 UNDEFINED							
070 436910 ONLINE ACCESS FEE	-35,000.00	-35,000.00	.00	.00	.00	-35,000.00	.0

BUDGET SUMMARIES REPORT
ACCOUNT SUMMARY JULY 2023

FOR 2023 10

070 ON LINE ACCESS	ORIGINAL APPROP	REVISED BUDGET	YTD ACTUAL	MTD ACTUAL	ENCUMBRANCES	AVAILABLE BUDGET	PCT USE/COL
070 470000 INTEREST INCOME	-1,000.00	-1,000.00	-9,737.38	-374.31	.00	8,737.38	973.7
070 736100 DRAW FROM RESERVES	-149,000.00	-149,000.00	.00	.00	.00	-149,000.00	.0
TOTAL UNDEFINED	-185,000.00	-185,000.00	-9,737.38	-374.31	.00	-175,262.62	5.3%
014 COURTS							
07001420 520100 SUPPLIES/OTH OPER	97,000.00	97,000.00	6,209.23	520.00	1,020.00	89,770.77	7.5
07001420 523100 NON-CAPITAL EQUIPM	75,000.00	75,000.00	.00	.00	.00	75,000.00	.0
07001420 550300 TRAVEL AND TRAININ	8,000.00	8,000.00	.00	.00	.00	8,000.00	.0
07001420 562200 CONTRACT SERVICES	5,000.00	5,000.00	.00	.00	.00	5,000.00	.0
TOTAL COURTS	185,000.00	185,000.00	6,209.23	520.00	1,020.00	177,770.77	3.9%
TOTAL ON LINE ACCESS	.00	.00	-3,528.15	145.69	1,020.00	2,508.15	100.0%
TOTAL REVENUES	-185,000.00	-185,000.00	-9,737.38	-374.31	.00	-175,262.62	
TOTAL EXPENSES	185,000.00	185,000.00	6,209.23	520.00	1,020.00	177,770.77	
072 CJD DRUG COURT GRANT							
000 UNDEFINED							
072 420100 GRANT REVENUE	-44,092.00	-44,092.00	-29,706.68	-5,734.62	.00	-14,385.32	67.4
TOTAL UNDEFINED	-44,092.00	-44,092.00	-29,706.68	-5,734.62	.00	-14,385.32	67.4%
014 COURTS							
07201420 520000 TREATMENT MATERIAL	500.00	500.00	.00	.00	.00	500.00	.0
07201420 520100 SUPPLIES/OTH OPER	.00	-250.00	.00	.00	.00	-250.00	.0
07201420 520220 SUPPLIES/DRUG TEST	29,487.00	27,697.00	26,484.20	2,826.30	.00	1,212.80	95.6
07201420 523000 NON-CAPITAL SOFTWA	1,800.00	1,800.00	.00	.00	.00	1,800.00	.0
07201420 540600 UTILITIES	600.00	140.00	140.00	.00	460.00	-460.00	428.6
07201420 550300 TRAVEL AND TRAININ	5,000.00	5,000.00	.00	.00	.00	5,000.00	.0
07201420 561400 PROFESSIONAL SERVI	961.00	961.00	582.48	112.44	.00	378.52	60.6
07201420 562200 CONTRACT SERVICES	5,744.00	8,244.00	2,500.00	.00	.00	5,744.00	30.3
TOTAL COURTS	44,092.00	44,092.00	29,706.68	2,938.74	460.00	13,925.32	68.4%

BUDGET SUMMARIES REPORT
ACCOUNT SUMMARY JULY 2023

FOR 2023 10

	ORIGINAL APPROP	REVISED BUDGET	YTD ACTUAL	MTD ACTUAL	ENCUMBRANCES	AVAILABLE BUDGET	PCT USE/COL
TOTAL CJD DRUG COURT GRANT	.00	.00	.00	-2,795.88	460.00	-460.00	100.0%
TOTAL REVENUES	-44,092.00	-44,092.00	-29,706.68	-5,734.62	.00	-14,385.32	
TOTAL EXPENSES	44,092.00	44,092.00	29,706.68	2,938.74	460.00	13,925.32	
074 COUNTY DRUG COURT COURT COST							
000 UNDEFINED							
074 437000 DRUG COURT FEE	-20,000.00	-20,000.00	-18,447.48	-1,725.28	.00	-1,552.52	92.2
074 470000 INTEREST INCOME	-700.00	-700.00	-8,450.98	-336.98	.00	7,750.98	1207.3
074 736100 DRAW FROM RESERVES	-12,540.00	-12,540.00	.00	.00	.00	-12,540.00	.0
TOTAL UNDEFINED	-33,240.00	-33,240.00	-26,898.46	-2,062.26	.00	-6,341.54	80.9%
014 COURTS							
07401420 520100 SUPPLIES/OTH OPER	5,500.00	5,500.00	615.67	.00	403.62	4,480.71	18.5
07401420 550300 TRAVEL AND TRAININ	20,500.00	20,500.00	.00	.00	.00	20,500.00	.0
07401420 562200 CONTRACT SERVICES	7,240.00	7,240.00	.00	.00	.00	7,240.00	.0
TOTAL COURTS	33,240.00	33,240.00	615.67	.00	403.62	32,220.71	3.1%
TOTAL COUNTY DRUG COURT COURT	.00	.00	-26,282.79	-2,062.26	403.62	25,879.17	100.0%
TOTAL REVENUES	-33,240.00	-33,240.00	-26,898.46	-2,062.26	.00	-6,341.54	
TOTAL EXPENSES	33,240.00	33,240.00	615.67	.00	403.62	32,220.71	
075 DISPUTE RESOLUTION							
000 UNDEFINED							
075 438000 ADR FEES	-246,000.00	-246,000.00	-217,541.95	-20,586.91	.00	-28,458.05	88.4
075 438100 ADMIN FEES	-24,000.00	-41,000.00	-32,512.20	-100.00	.00	-8,487.80	79.3
075 438210 MEDIATION FEES	-56,400.00	-56,400.00	-42,439.17	-738.75	.00	-13,960.83	75.2
075 438400 TRAINING FEES	-23,125.00	-23,125.00	-18,755.01	-800.00	.00	-4,369.99	81.1
075 438500 ADR FEE OTH COUNTY	-540.00	-540.00	-724.70	-99.90	.00	184.70	134.2
075 438600 CLIENT SERVICES	-4,500.00	-4,500.00	.00	.00	.00	-4,500.00	.0

BUDGET SUMMARIES REPORT
ACCOUNT SUMMARY JULY 2023

FOR 2023 10

075 DISPUTE RESOLUTION	ORIGINAL APPROP	REVISED BUDGET	YTD ACTUAL	MTD ACTUAL	ENCUMBRANCES	AVAILABLE BUDGET	PCT USE/COL
075 470000 INTEREST INCOME	.00	.00	-981.42	-5.37	.00	981.42	100.0
075 736100 DRAW FROM RESERVES	-24,461.00	-24,461.00	.00	.00	.00	-24,461.00	.0
075 907600 XFER TO USDA-AG-MEDIATI	.00	.00	45,338.55	.00	.00	-45,338.55	100.0
075 907800 XFER TO MEDIATION & MEN	.00	151.00	90.77	.00	.00	60.23	60.1
TOTAL UNDEFINED	-379,026.00	-395,875.00	-267,525.13	-22,330.93	.00	-128,349.87	67.6%
075 DISPUTE RESOLUTION							
07507525 500200 APPOINTED OFFICIAL	44,601.00	44,601.00	36,213.58	3,430.76	.00	8,387.42	81.2
07507525 500600 STAFF EMPLOYEES	72,990.00	72,990.00	115,827.80	12,005.06	.00	-42,837.80	158.7
07507525 500800 TEMPORARY	99,795.00	99,795.00	39,051.75	4,145.25	.00	60,743.25	39.1
07507525 510100 FICA	13,020.00	13,020.00	11,701.10	1,197.82	.00	1,318.90	89.9
07507525 510200 MEDICARE	3,045.00	3,045.00	2,736.79	280.18	.00	308.21	89.9
07507525 510300 RETIREMENT	13,065.00	13,065.00	17,123.86	1,714.94	.00	-4,058.86	131.1
07507525 510400 GROUP HEALTH INSUR	13,195.00	13,195.00	16,369.63	1,808.13	.00	-3,174.63	124.1
07507525 510500 GROUP DENTAL INSUR	730.00	730.00	1,008.69	120.05	.00	-278.69	138.2
07507525 510600 LIFE INSURANCE	110.00	110.00	169.44	19.57	.00	-59.44	154.0
07507525 510700 UNEMPLOYMENT INSUR	210.00	210.00	235.33	25.45	.00	-25.33	112.1
07507525 510900 WORKER'S COMPENSAT	700.00	700.00	515.85	52.84	.00	184.15	73.7
07507525 520100 SUPPLIES/OTH OPER	8,940.00	13,940.00	10,862.56	1,375.36	1,695.56	1,381.88	90.1
07507525 520500 MARKETING	1,000.00	1,000.00	679.66	153.75	15.09	305.25	69.5
07507525 522800 LAW BOOKS	1,572.00	1,572.00	385.00	.00	1,187.00	.00	100.0
07507525 540100 COMMUNICATIONS - M	1,380.00	1,380.00	970.34	215.40	517.48	-107.82	107.8
07507525 550300 TRAVEL AND TRAININ	21,537.00	19,037.00	7,383.46	.00	.00	11,653.54	38.8
07507525 550500 ASSOCIATION DUES	1,256.00	1,256.00	1,256.00	306.00	.00	.00	100.0
07507525 561400 PROFESSIONAL SERVI	4,440.00	6,940.00	4,088.17	384.69	351.83	2,500.00	64.0
07507525 562200 CONTRACT SERVICES	77,440.00	89,289.00	69,656.13	4,217.50	.00	19,632.87	78.0
TOTAL DISPUTE RESOLUTION	379,026.00	395,875.00	336,235.14	31,452.75	3,766.96	55,872.90	85.9%
TOTAL DISPUTE RESOLUTION	.00	.00	68,710.01	9,121.82	3,766.96	-72,476.97	100.0%
TOTAL REVENUES	-379,026.00	-396,026.00	-312,954.45	-22,330.93	.00	-83,071.55	
TOTAL EXPENSES	379,026.00	396,026.00	381,664.46	31,452.75	3,766.96	10,594.58	
076 USDA AG MEDIATION GRANT							
000 UNDEFINED							
076 422010 FSA-USDA GRANT REVENUE	-300,000.00	-300,000.00	-116,946.19	.00	.00	-183,053.81	39.0

BUDGET SUMMARIES REPORT
ACCOUNT SUMMARY JULY 2023

FOR 2023 10

076 USDA AG MEDIATION GRANT	ORIGINAL APPROP	REVISED BUDGET	YTD ACTUAL	MTD ACTUAL	ENCUMBRANCES	AVAILABLE BUDGET	PCT USE/COL
076 438220 PROGRAM INCOME	-1,500.00	-1,500.00	-81.25	.00	.00	-1,418.75	5.4
076 480000 IN-KIND REVENUE	-118,500.00	-118,500.00	-4,781.25	.00	.00	-113,718.75	4.0
076 807500 XFER FROM DISPUTE RESOL	.00	.00	-45,338.55	.00	.00	45,338.55	100.0
TOTAL UNDEFINED	-420,000.00	-420,000.00	-167,147.24	.00	.00	-252,852.76	39.8%
076 USDA AG MEDIATION GRANT							
07607625 500200 APPOINTED OFFICIAL	54,511.00	54,511.00	39,835.19	3,811.98	.00	14,675.81	73.1
07607625 500600 STAFF EMPLOYEES	96,028.00	96,028.00	78,662.21	7,841.32	.00	17,365.79	81.9
07607625 510100 FICA	9,334.00	9,334.00	7,173.18	705.38	.00	2,160.82	76.9
07607625 510200 MEDICARE	2,182.00	2,182.00	1,677.74	164.98	.00	504.26	76.9
07607625 510300 RETIREMENT	17,914.00	17,914.00	13,372.81	1,294.67	.00	4,541.19	74.7
07607625 510400 GROUP HEALTH INSUR	18,561.00	18,561.00	10,082.41	931.92	.00	8,478.59	54.3
07607625 510500 GROUP DENTAL INSUR	851.00	851.00	650.11	67.98	.00	200.89	76.4
07607625 510600 LIFE INSURANCE	62.00	62.00	106.17	10.98	.00	-44.17	171.2
07607625 510700 UNEMPLOYMENT INSUR	151.00	151.00	146.29	15.17	.00	4.71	96.9
07607625 510900 WORKER'S COMPENSAT	406.00	406.00	319.89	31.46	.00	86.11	78.8
07607625 520100 SUPPLIES/OTH OPER	4,000.00	4,000.00	3,986.74	131.48	6.87	6.39	99.8
07607625 520500 MARKETING	800.00	800.00	748.75	153.75	.00	51.25	93.6
07607625 522500 POSTAGE	200.00	200.00	.00	.00	.00	200.00	.0
07607625 550300 TRAVEL AND TRAININ	61,500.00	61,500.00	12,676.11	2,329.29	.00	48,823.89	20.6
07607625 562200 CONTRACT SERVICES	35,000.00	35,000.00	12,173.75	1,755.00	.00	22,826.25	34.8
07607625 599000 IN-KIND EXPENSE	118,500.00	118,500.00	4,781.25	.00	.00	113,718.75	4.0
TOTAL USDA AG MEDIATION GRANT	420,000.00	420,000.00	186,392.60	19,245.36	6.87	233,600.53	44.4%
TOTAL USDA AG MEDIATION GRANT	.00	.00	19,245.36	19,245.36	6.87	-19,252.23	100.0%
TOTAL REVENUES	-420,000.00	-420,000.00	-167,147.24	.00	.00	-252,852.76	
TOTAL EXPENSES	420,000.00	420,000.00	186,392.60	19,245.36	6.87	233,600.53	
077 DOMESTIC RELATIONS OFFICE							
000 UNDEFINED							
077 420100 GRANT REVENUE	.00	-15,000.00	-15,000.00	.00	.00	.00	100.0
077 438010 DRO FEES LUBBOCK COUNTY	-19,200.00	-19,200.00	-14,098.28	-1,487.17	.00	-5,101.72	73.4
077 438200 SERVICE FEES	-32,400.00	-53,400.00	-35,861.01	-423.50	.00	-17,538.99	67.2
077 438510 SUPERVISED VISITATION	-20,000.00	-20,000.00	-15,172.50	-90.00	.00	-4,827.50	75.9

BUDGET SUMMARIES REPORT
ACCOUNT SUMMARY JULY 2023

FOR 2023 10

077 DOMESTIC RELATIONS OFFICE	ORIGINAL APPROP	REVISED BUDGET	YTD ACTUAL	MTD ACTUAL	ENCUMBRANCES	AVAILABLE BUDGET	PCT USE/COL
077 438700 COMMUNITY SUPERVISION	-108,000.00	-108,000.00	-75,899.16	-6,995.45	.00	-32,100.84	70.3
077 470000 INTEREST INCOME	.00	.00	-1,054.37	-38.58	.00	1,054.37	100.0
077 736100 DRAW FROM RESERVES	-32,744.00	-32,744.00	.00	.00	.00	-32,744.00	.0
TOTAL UNDEFINED	-212,344.00	-248,344.00	-157,085.32	-9,034.70	.00	-91,258.68	63.3%
075 DISPUTE RESOLUTION							
07707525 500200 APPOINTED OFFICIAL	.00	.00	4,002.60	381.20	.00	-4,002.60	100.0
07707525 500600 STAFF EMPLOYEES	91,232.00	91,232.00	43,802.07	4,116.58	.00	47,429.93	48.0
07707525 500800 TEMPORARY	30,100.00	30,100.00	6,438.75	948.00	.00	23,661.25	21.4
07707525 510100 FICA	7,153.00	7,153.00	3,305.48	331.69	.00	3,847.52	46.2
07707525 510200 MEDICARE	1,673.00	1,673.00	772.92	77.56	.00	900.08	46.2
07707525 510300 RETIREMENT	9,478.00	9,478.00	5,401.94	499.72	.00	4,076.06	57.0
07707525 510400 GROUP HEALTH INSUR	15,834.00	15,834.00	6,897.16	650.87	.00	8,936.84	43.6
07707525 510500 GROUP DENTAL INSUR	880.00	880.00	377.51	35.79	.00	502.49	42.9
07707525 510600 LIFE INSURANCE	130.00	130.00	55.91	5.29	.00	74.09	43.0
07707525 510700 UNEMPLOYMENT INSUR	166.00	166.00	66.87	7.08	.00	99.13	40.3
07707525 510900 WORKER'S COMPENSAT	388.00	388.00	146.43	14.70	.00	241.57	37.7
07707525 520100 SUPPLIES/OTH OPER	1,500.00	2,500.00	2,120.59	42.02	226.21	153.20	93.9
07707525 522800 LAW BOOKS	200.00	200.00	.00	.00	200.00	.00	100.0
07707525 523100 NON-CAPITAL EQUIPM	.00	3,200.00	3,146.16	.00	.00	53.84	98.3
07707525 550300 TRAVEL AND TRAININ	5,100.00	4,100.00	3,407.15	.00	.00	692.85	83.1
07707525 550500 ASSOCIATION DUES	310.00	310.00	180.00	.00	.00	130.00	58.1
07707525 562200 CONTRACT SERVICES	48,200.00	69,200.00	66,072.91	6,243.32	.00	3,127.09	95.5
07707525 562203 CONTRACT SVCE-STUD	.00	15,000.00	5,400.00	1,050.00	.00	9,600.00	36.0
TOTAL DISPUTE RESOLUTION	212,344.00	251,544.00	151,594.45	14,403.82	426.21	99,523.34	60.4%
TOTAL DOMESTIC RELATIONS OFFIC	.00	3,200.00	-5,490.87	5,369.12	426.21	8,264.66	-158.3%
TOTAL REVENUES	-212,344.00	-248,344.00	-157,085.32	-9,034.70	.00	-91,258.68	
TOTAL EXPENSES	212,344.00	251,544.00	151,594.45	14,403.82	426.21	99,523.34	
078 MEDIATION & MENTAL HEALTH GRAN							
000 UNDEFINED							
078 420100 GRANT REVENUE	.00	-1,437.00	-1,437.23	.00	.00	.23	100.0
078 480000 IN-KIND REVENUE	.00	-809.00	-361.10	.00	.00	-447.90	44.6

BUDGET SUMMARIES REPORT
ACCOUNT SUMMARY JULY 2023

FOR 2023 10

078 MEDIATION & MENTAL HEALTH GRAN	ORIGINAL APPROP	REVISED BUDGET	YTD ACTUAL	MTD ACTUAL	ENCUMBRANCES	AVAILABLE BUDGET	PCT USE/COL
078 807500 XFER FROM DISPUTE RESOL	.00	-151.00	-90.77	.00	.00	-60.23	60.1
TOTAL UNDEFINED	.00	-2,397.00	-1,889.10	.00	.00	-507.90	78.8%
076 USDA AG MEDIATION GRANT							
07807625 520100 SUPPLIES/OTH OPER	.00	60.00	.00	.00	.00	60.00	.0
07807625 562200 CONTRACT SERVICES	.00	1,528.00	1,528.00	.00	.00	.00	100.0
07807625 599000 IN-KIND EXPENSE	.00	809.00	361.10	.00	.00	447.90	44.6
TOTAL USDA AG MEDIATION GRANT	.00	2,397.00	1,889.10	.00	.00	507.90	78.8%
TOTAL MEDIATION & MENTAL HEALT	.00	.00	.00	.00	.00	.00	.0%
TOTAL REVENUES	.00	-2,397.00	-1,889.10	.00	.00	-507.90	
TOTAL EXPENSES	.00	2,397.00	1,889.10	.00	.00	507.90	
079 VENUE HOT & STVR TAX							
000 UNDEFINED							
079 401200 HOT TAX	-2,000,000.00	-2,000,000.00	-1,833,910.19	-209,835.91	.00	-166,089.81	91.7
079 401400 HOT TAX PENALTY & INTER	-4,000.00	-4,000.00	-4,544.19	.00	.00	544.19	113.6
079 401600 SHORT TERM VEHICLE RENT	-700,000.00	-700,000.00	-633,508.12	-81,319.30	.00	-66,491.88	90.5
079 401700 STVR PENALTY AND INTERE	-1,000.00	-1,000.00	-34.72	.00	.00	-965.28	3.5
079 470000 INTEREST INCOME	-30,000.00	-30,000.00	-269,405.77	-34,425.70	.00	239,405.77	898.0
079 489900 OTHER REVENUE	.00	.00	-16,152.67	.00	.00	16,152.67	100.0
079 920800 XFER TO SPECIAL TAX REV	599,901.00	599,740.00	599,740.00	.00	.00	.00	100.0
079 930800 XFER TO VENUE CAPITAL P	.00	745,531.00	745,530.17	.00	.00	.83	100.0
TOTAL UNDEFINED	-2,135,099.00	-1,389,729.00	-1,412,285.49	-325,580.91	.00	22,556.49	101.6%
001 COMMISSIONERS' COURT							
07900110 520100 SUPPLIES/OTH OPER	1,000.00	1,000.00	90.23	.00	.00	909.77	9.0
07900110 550300 TRAVEL AND TRAININ	2,500.00	2,500.00	.00	.00	.00	2,500.00	.0
07900110 561400 PROFESSIONAL SERVI	96,900.00	96,900.00	70,792.00	-2,460.36	.00	26,108.00	73.1
07900110 580100 INSURANCE AND BOND	1,000.00	1,000.00	.00	.00	.00	1,000.00	.0

BUDGET SUMMARIES REPORT
ACCOUNT SUMMARY JULY 2023

FOR 2023 10

	ORIGINAL APPROP	REVISED BUDGET	YTD ACTUAL	MTD ACTUAL	ENCUMBRANCES	AVAILABLE BUDGET	PCT USE/COL
07900110 599900 OTHER CHARGES	2,033,699.00	1,288,168.00	.00	.00	.00	1,288,168.00	.0
TOTAL COMMISSIONERS' COURT	2,135,099.00	1,389,568.00	70,882.23	-2,460.36	.00	1,318,685.77	5.1%
TOTAL VENUE HOT & STVR TAX	.00	-161.00	-1,341,403.26	-328,041.27	.00	1,341,242.26	*******%
TOTAL REVENUES	-2,735,000.00	-2,735,000.00	-2,757,555.66	-325,580.91	.00	22,555.66	
TOTAL EXPENSES	2,735,000.00	2,734,839.00	1,416,152.40	-2,460.36	.00	1,318,686.60	
081 LAW LIBRARY							
000 UNDEFINED							
081 450900 COUNTY CLERK	-67,500.00	-67,500.00	-55,806.63	-4,706.64	.00	-11,693.37	82.7
081 451000 DISTRICT CLERK	-104,700.00	-104,700.00	-82,467.96	-8,584.88	.00	-22,232.04	78.8
081 470000 INTEREST INCOME	.00	.00	-151.60	-13.67	.00	151.60	100.0
081 484601 COPIES-NETWORK PRINTER	-200.00	-200.00	-190.00	-49.10	.00	-10.00	95.0
081 801100 XFER FROM GENERAL FUND	-28,710.00	-28,710.00	-28,710.00	.00	.00	.00	100.0
TOTAL UNDEFINED	-201,110.00	-201,110.00	-167,326.19	-13,354.29	.00	-33,783.81	83.2%
081 LAW LIBRARY							
08108125 500600 STAFF EMPLOYEES	58,543.00	58,543.00	49,901.57	4,728.53	.00	8,641.43	85.2
08108125 500800 TEMPORARY	5,688.00	5,688.00	3,111.00	572.25	.00	2,577.00	54.7
08108125 510100 FICA	3,598.00	3,598.00	3,213.82	321.41	.00	384.18	89.3
08108125 510200 MEDICARE	1,205.00	1,205.00	751.52	75.16	.00	453.48	62.4
08108125 510300 RETIREMENT	6,191.00	6,191.00	5,637.47	525.34	.00	553.53	91.1
08108125 510400 GROUP HEALTH INSUR	7,531.00	7,531.00	6,042.33	575.46	.00	1,488.67	80.2
08108125 510500 GROUP DENTAL INSUR	415.00	415.00	329.49	31.38	.00	85.51	79.4
08108125 510600 LIFE INSURANCE	60.00	60.00	47.04	4.48	.00	12.96	78.4
08108125 510700 UNEMPLOYMENT INSUR	53.00	53.00	65.13	6.89	.00	-12.13	122.9
08108125 510900 WORKER'S COMPENSAT	473.00	473.00	443.88	44.53	.00	29.12	93.8
08108125 520100 SUPPLIES/OTH OPER	900.00	900.00	622.99	.00	.00	277.01	69.2
08108125 550300 TRAVEL AND TRAININ	2,843.00	2,843.00	1,820.40	.00	.00	1,022.60	64.0
08108125 550500 ASSOCIATION DUES	326.00	326.00	315.00	.00	.00	11.00	96.6
08108125 561400 PROFESSIONAL SERVI	11,138.00	11,138.00	8,352.18	928.02	2,784.06	1.76	100.0
08108125 630200 BOOKS AND PERIODIC	102,146.00	102,146.00	91,535.20	4,635.00	10,570.10	40.70	100.0
TOTAL LAW LIBRARY	201,110.00	201,110.00	172,189.02	12,448.45	13,354.16	15,566.82	92.3%

BUDGET SUMMARIES REPORT
ACCOUNT SUMMARY JULY 2023

FOR 2023 10

	ORIGINAL APPROP	REVISED BUDGET	YTD ACTUAL	MTD ACTUAL	ENCUMBRANCES	AVAILABLE BUDGET	PCT USE/COL
TOTAL LAW LIBRARY	.00	.00	4,862.83	-905.84	13,354.16	-18,216.99	100.0%
TOTAL REVENUES	-201,110.00	-201,110.00	-167,326.19	-13,354.29	.00	-33,783.81	
TOTAL EXPENSES	201,110.00	201,110.00	172,189.02	12,448.45	13,354.16	15,566.82	
083 ELECTION SERVICES							
000 UNDEFINED							
083 453000 ELECTION SERVICES CONTR	-769,775.00	-769,775.00	-371,875.97	342,680.83	.00	-397,899.03	48.3
TOTAL UNDEFINED	-769,775.00	-769,775.00	-371,875.97	342,680.83	.00	-397,899.03	48.3%
077 ELECTIONS							
08307770 500600 STAFF EMPLOYEES	47,251.00	47,251.00	24,321.59	205.47	.00	22,929.41	51.5
08307770 500700 OVERTIME COMPENSAT	47,250.00	47,250.00	32,939.70	-533.91	.00	14,310.30	69.7
08307770 500800 TEMPORARY	20,000.00	20,000.00	.00	.00	.00	20,000.00	.0
08307770 510100 FICA	7,099.00	7,099.00	3,413.15	12.03	.00	3,685.85	48.1
08307770 510200 MEDICARE	1,735.00	1,735.00	798.28	2.81	.00	936.72	46.0
08307770 510300 RETIREMENT	10,016.00	10,016.00	6,783.34	22.83	.00	3,232.66	67.7
08307770 510400 GROUP HEALTH INSUR	.00	.00	7,323.45	34.04	.00	-7,323.45	100.0
08307770 510500 GROUP DENTAL INSUR	.00	.00	367.29	1.35	.00	-367.29	100.0
08307770 510600 LIFE INSURANCE	.00	.00	43.24	.17	.00	-43.24	100.0
08307770 510700 UNEMPLOYMENT INSUR	120.00	120.00	61.03	.27	.00	58.97	50.9
08307770 510900 WORKER'S COMPENSAT	303.00	303.00	2,232.80	8.67	.00	-1,929.80	736.9
08307770 520100 SUPPLIES/OTH OPER	24,000.00	24,000.00	6,815.83	.00	.00	17,184.17	28.4
08307770 522500 POSTAGE	39,001.00	39,001.00	10,341.76	.00	.00	28,659.24	26.5
08307770 522900 PUBLICATIONS LEGAL	500.00	500.00	176.28	58.50	.00	323.72	35.3
08307770 530200 VEHICLE OPERATION/	4,500.00	4,500.00	649.19	.00	2,350.81	1,500.00	66.7
08307770 550300 TRAVEL AND TRAININ	10,000.00	10,000.00	740.40	.00	.00	9,259.60	7.4
08307770 561400 PROFESSIONAL SERVI	18,000.00	18,000.00	.00	.00	.00	18,000.00	.0
08307770 562200 CONTRACT SERVICES	500,000.00	500,000.00	259,098.47	-42,052.54	29,511.31	211,390.22	57.7
08307770 570100 RENTALS AND LEASES	40,000.00	40,000.00	16,737.61	.00	3,262.39	20,000.00	50.0
TOTAL ELECTIONS	769,775.00	769,775.00	372,843.41	-42,240.31	35,124.51	361,807.08	53.0%
TOTAL ELECTION SERVICES	.00	.00	967.44	300,440.52	35,124.51	-36,091.95	100.0%
TOTAL REVENUES	-769,775.00	-769,775.00	-371,875.97	342,680.83	.00	-397,899.03	
TOTAL EXPENSES	769,775.00	769,775.00	372,843.41	-42,240.31	35,124.51	361,807.08	
084 HELP AMERICA VOTE ACT							

BUDGET SUMMARIES REPORT
ACCOUNT SUMMARY JULY 2023

FOR 2023 10

084 HELP AMERICA VOTE ACT	ORIGINAL APPROP	REVISED BUDGET	YTD ACTUAL	MTD ACTUAL	ENCUMBRANCES	AVAILABLE BUDGET	PCT USE/COL
000 UNDEFINED							
084 420100 GRANT REVENUE	-4,024,697.00	-4,024,697.00	-325.64	.00	.00	-4,024,371.36	.0
TOTAL UNDEFINED	-4,024,697.00	-4,024,697.00	-325.64	.00	.00	-4,024,371.36	.0%
077 ELECTIONS							
08407770 523100 NON-CAPITAL EQUIPM	4,024,697.00	4,024,697.00	.00	.00	.00	4,024,697.00	.0
TOTAL ELECTIONS	4,024,697.00	4,024,697.00	.00	.00	.00	4,024,697.00	.0%
TOTAL HELP AMERICA VOTE ACT	.00	.00	-325.64	.00	.00	325.64	100.0%
TOTAL REVENUES	-4,024,697.00	-4,024,697.00	-325.64	.00	.00	-4,024,371.36	
TOTAL EXPENSES	4,024,697.00	4,024,697.00	.00	.00	.00	4,024,697.00	
085 ELECTION ADMINISTRATION							
000 UNDEFINED							
085 453000 ELECTION SERVICES CONTR	-64,000.00	-64,000.00	-63,309.29	-63,309.29	.00	-690.71	98.9
085 470000 INTEREST INCOME	.00	.00	-7,214.57	-342.55	.00	7,214.57	100.0
TOTAL UNDEFINED	-64,000.00	-64,000.00	-70,523.86	-63,651.84	.00	6,523.86	110.2%
077 ELECTIONS							
08507770 523100 NON-CAPITAL EQUIPM	14,900.00	14,900.00	.00	.00	.00	14,900.00	.0
08507770 530800 SOFTWARE MAINTENAN	20,000.00	20,000.00	19,337.00	.00	.00	663.00	96.7
08507770 550300 TRAVEL AND TRAININ	29,100.00	29,100.00	6,621.90	1,385.48	.00	22,478.10	22.8
TOTAL ELECTIONS	64,000.00	64,000.00	25,958.90	1,385.48	.00	38,041.10	40.6%
TOTAL ELECTION ADMINISTRATION	.00	.00	-44,564.96	-62,266.36	.00	44,564.96	100.0%
TOTAL REVENUES	-64,000.00	-64,000.00	-70,523.86	-63,651.84	.00	6,523.86	
TOTAL EXPENSES	64,000.00	64,000.00	25,958.90	1,385.48	.00	38,041.10	
086 ELECTION EQUIPMENT							

BUDGET SUMMARIES REPORT
ACCOUNT SUMMARY JULY 2023

FOR 2023 10

086 ELECTION EQUIPMENT	ORIGINAL APPROP	REVISED BUDGET	YTD ACTUAL	MTD ACTUAL	ENCUMBRANCES	AVAILABLE BUDGET	PCT USE/COL
000 UNDEFINED							
086 453000 ELECTION SERVICES CONTR	-75,000.00	-75,000.00	-279,371.54	-279,371.54	.00	204,371.54	372.5
086 470000 INTEREST INCOME	.00	.00	-9,450.71	-658.76	.00	9,450.71	100.0
086 736100 DRAW FROM RESERVES	-100.00	-100.00	.00	.00	.00	-100.00	.0
TOTAL UNDEFINED	-75,100.00	-75,100.00	-288,822.25	-280,030.30	.00	213,722.25	384.6%
077 ELECTIONS							
08607770 530100 EQUIPMENT OPER/MAI	75,100.00	75,100.00	.00	.00	.00	75,100.00	.0
TOTAL ELECTIONS	75,100.00	75,100.00	.00	.00	.00	75,100.00	.0%
TOTAL ELECTION EQUIPMENT	.00	.00	-288,822.25	-280,030.30	.00	288,822.25	100.0%
TOTAL REVENUES	-75,100.00	-75,100.00	-288,822.25	-280,030.30	.00	213,722.25	
TOTAL EXPENSES	75,100.00	75,100.00	.00	.00	.00	75,100.00	
090 DIST CLK RECORDS MGT. AND PRES							
000 UNDEFINED							
090 431200 DISTRICT CLERK RECORDS	-18,800.00	-18,800.00	-415.45	-38.47	.00	-18,384.55	2.2
090 470000 INTEREST INCOME	-600.00	-600.00	-1,444.61	-47.77	.00	844.61	240.8
090 736100 DRAW FROM RESERVES	-23,902.00	-23,902.00	.00	.00	.00	-23,902.00	.0
TOTAL UNDEFINED	-43,302.00	-43,302.00	-1,860.06	-86.24	.00	-41,441.94	4.3%
023 DISTRICT CLERK							
09002320 500800 TEMPORARY	22,201.00	22,201.00	8,167.50	652.50	.00	14,033.50	36.8
09002320 510100 FICA	1,277.00	1,277.00	506.39	40.46	.00	770.61	39.7
09002320 510200 MEDICARE	299.00	299.00	118.45	9.47	.00	180.55	39.6
09002320 510700 UNEMPLOYMENT INSUR	16.00	16.00	9.94	.85	.00	6.06	62.1
09002320 510900 WORKER'S COMPENSAT	9.00	9.00	22.03	1.76	.00	-13.03	244.8
09002320 520100 SUPPLIES/OTH OPER	19,500.00	19,500.00	13,205.00	.00	3,450.00	2,845.00	85.4

BUDGET SUMMARIES REPORT
ACCOUNT SUMMARY JULY 2023

FOR 2023 10

	ORIGINAL APPROP	REVISED BUDGET	YTD ACTUAL	MTD ACTUAL	ENCUMBRANCES	AVAILABLE BUDGET	PCT USE/COL
TOTAL DISTRICT CLERK	43,302.00	43,302.00	22,029.31	705.04	3,450.00	17,822.69	58.8%
TOTAL DIST CLK RECORDS MGT. AN	.00	.00	20,169.25	618.80	3,450.00	-23,619.25	100.0%
TOTAL REVENUES	-43,302.00	-43,302.00	-1,860.06	-86.24	.00	-41,441.94	
TOTAL EXPENSES	43,302.00	43,302.00	22,029.31	705.04	3,450.00	17,822.69	
091 CTY CLK RECORDS MGT. AND PRES							
000 UNDEFINED							
091 431200 COUNTY CLERK RECORDS MG	-545,725.00	-545,725.00	-412,043.46	-43,083.69	.00	-133,681.54	75.5
091 470000 INTEREST INCOME	-10,000.00	-10,000.00	-157,456.28	-6,326.30	.00	147,456.28	1574.6
091 736100 DRAW FROM RESERVES	-92,733.00	-92,733.00	.00	.00	.00	-92,733.00	.0
TOTAL UNDEFINED	-648,458.00	-648,458.00	-569,499.74	-49,409.99	.00	-78,958.26	87.8%
003 COUNTY CLERK							
09100310 500600 STAFF EMPLOYEES	105,000.00	105,000.00	2,869.26	.00	.00	102,130.74	2.7
09100310 500700 OVERTIME COMPENSAT	1,000.00	1,000.00	.00	.00	.00	1,000.00	.0
09100310 500900 PART TIME POSITION	40,000.00	40,000.00	.00	.00	.00	40,000.00	.0
09100310 510100 FICA	8,899.00	8,899.00	174.37	.00	.00	8,724.63	2.0
09100310 510200 MEDICARE	2,082.00	2,082.00	40.78	.00	.00	2,041.22	2.0
09100310 510300 RETIREMENT	15,947.00	15,947.00	341.44	.00	.00	15,605.56	2.1
09100310 510400 GROUP HEALTH INSUR	15,062.00	15,062.00	575.46	.00	.00	14,486.54	3.8
09100310 510500 GROUP DENTAL INSUR	830.00	830.00	31.38	.00	.00	798.62	3.8
09100310 510600 LIFE INSURANCE	120.00	120.00	4.48	.00	.00	115.52	3.7
09100310 510700 UNEMPLOYMENT INSUR	130.00	130.00	2.87	.00	.00	127.13	2.2
09100310 510900 WORKER'S COMPENSAT	388.00	388.00	7.74	.00	.00	380.26	2.0
09100310 520100 SUPPLIES/OTH OPER	34,000.00	34,000.00	.00	.00	.00	34,000.00	.0
09100310 530100 EQUIPMENT OPER/MAI	15,000.00	15,000.00	.00	.00	.00	15,000.00	.0
09100310 561400 PROFESSIONAL SERVI	210,000.00	210,000.00	.00	.00	.00	210,000.00	.0
09100310 562200 CONTRACT SERVICES	200,000.00	200,000.00	.00	.00	.00	200,000.00	.0
TOTAL COUNTY CLERK	648,458.00	648,458.00	4,047.78	.00	.00	644,410.22	.6%
TOTAL CTY CLK RECORDS MGT. AND	.00	.00	-565,451.96	-49,409.99	.00	565,451.96	100.0%
TOTAL REVENUES	-648,458.00	-648,458.00	-569,499.74	-49,409.99	.00	-78,958.26	
TOTAL EXPENSES	648,458.00	648,458.00	4,047.78	.00	.00	644,410.22	

BUDGET SUMMARIES REPORT
ACCOUNT SUMMARY JULY 2023

FOR 2023 10

092 CTY RECORDS MGT. AND PRES	ORIGINAL APPROP	REVISED BUDGET	YTD ACTUAL	MTD ACTUAL	ENCUMBRANCES	AVAILABLE BUDGET	PCT USE/COL
092 CTY RECORDS MGT. AND PRES							
000 UNDEFINED							
092 431400 COUNTY RECORDS MGT. & P	-58,000.00	-58,000.00	-138,190.29	-14,098.38	.00	80,190.29	238.3
092 470000 INTEREST INCOME	-6,000.00	-6,000.00	-14,016.04	-584.34	.00	8,016.04	233.6
092 736100 DRAW FROM RESERVES	-22,201.00	-22,201.00	.00	.00	.00	-22,201.00	.0
TOTAL UNDEFINED	-86,201.00	-86,201.00	-152,206.33	-14,682.72	.00	66,005.33	176.6%
001 COMMISSIONERS' COURT							
09200110 500600 STAFF EMPLOYEES	57,730.00	57,730.00	46,305.06	4,410.00	.00	11,424.94	80.2
09200110 510100 FICA	3,554.00	3,554.00	2,589.90	246.66	.00	964.10	72.9
09200110 510200 MEDICARE	832.00	832.00	605.64	57.68	.00	226.36	72.8
09200110 510300 RETIREMENT	6,369.00	6,369.00	5,231.68	489.96	.00	1,137.32	82.1
09200110 510400 GROUP HEALTH INSUR	7,531.00	7,531.00	8,124.48	773.76	.00	-593.48	107.9
09200110 510500 GROUP DENTAL INSUR	415.00	415.00	373.17	35.54	.00	41.83	89.9
09200110 510600 LIFE INSURANCE	60.00	60.00	47.04	4.48	.00	12.96	78.4
09200110 510700 UNEMPLOYMENT INSUR	51.00	51.00	56.97	5.74	.00	-5.97	111.7
09200110 510900 WORKER'S COMPENSAT	466.00	466.00	388.92	37.04	.00	77.08	83.5
09200110 520100 SUPPLIES/OTH OPER	6,193.00	6,193.00	.00	.00	.00	6,193.00	.0
09200110 550300 TRAVEL AND TRAININ	3,000.00	3,000.00	.00	.00	.00	3,000.00	.0
TOTAL COMMISSIONERS' COURT	86,201.00	86,201.00	63,722.86	6,060.86	.00	22,478.14	73.9%
TOTAL CTY RECORDS MGT. AND PRE	.00	.00	-88,483.47	-8,621.86	.00	88,483.47	100.0%
TOTAL REVENUES	-86,201.00	-86,201.00	-152,206.33	-14,682.72	.00	66,005.33	
TOTAL EXPENSES	86,201.00	86,201.00	63,722.86	6,060.86	.00	22,478.14	
093 COURTHOUSE SECURITY							
000 UNDEFINED							
093 431510 COURTHOUSE SECURITY FEE	-115,111.00	-115,111.00	-141,655.56	-13,847.83	.00	26,544.56	123.1
093 470000 INTEREST INCOME	-60.00	-60.00	-3,012.62	-134.04	.00	2,952.62	5021.0

BUDGET SUMMARIES REPORT
ACCOUNT SUMMARY JULY 2023

FOR 2023 10

093 COURTHOUSE SECURITY	ORIGINAL APPROP	REVISED BUDGET	YTD ACTUAL	MTD ACTUAL	ENCUMBRANCES	AVAILABLE BUDGET	PCT USE/COL
TOTAL UNDEFINED	-115,171.00	-115,171.00	-144,668.18	-13,981.87	.00	29,497.18	125.6%
046 SHERIFF							
09304630 500600 STAFF EMPLOYEES	67,404.00	67,404.00	86,737.43	6,598.21	.00	-19,333.43	128.7
09304630 500700 OVERTIME COMPENSAT	3,000.00	3,000.00	10.09	.00	.00	2,989.91	.3
09304630 501300 LONGEVITY	1,180.00	1,180.00	393.00	24.80	.00	787.00	33.3
09304630 510100 FICA	4,277.00	4,277.00	5,216.28	394.86	.00	-939.28	122.0
09304630 510200 MEDICARE	1,001.00	1,001.00	1,219.90	92.34	.00	-218.90	121.9
09304630 510300 RETIREMENT	7,303.00	7,303.00	9,905.05	735.83	.00	-2,602.05	135.6
09304630 510400 GROUP HEALTH INSUR	11,071.00	11,071.00	10,767.89	831.50	.00	303.11	97.3
09304630 510500 GROUP DENTAL INSUR	610.00	610.00	634.16	47.32	.00	-24.16	104.0
09304630 510600 LIFE INSURANCE	88.00	88.00	83.91	6.48	.00	4.09	95.4
09304630 510700 UNEMPLOYMENT INSUR	63.00	63.00	104.78	8.61	.00	-41.78	166.3
09304630 510900 WORKER'S COMPENSAT	4,130.00	4,130.00	3,677.40	279.50	.00	452.60	89.0
09304630 520100 SUPPLIES/OTH OPER	4,200.00	4,200.00	1,633.27	1,181.74	318.26	2,248.47	46.5
09304630 522400 UNIFORMS	5,844.00	5,844.00	3,763.05	89.82	1,810.85	270.10	95.4
09304630 550300 TRAVEL AND TRAININ	5,000.00	5,000.00	1,000.00	350.00	.00	4,000.00	20.0
TOTAL SHERIFF	115,171.00	115,171.00	125,146.21	10,641.01	2,129.11	-12,104.32	110.5%
TOTAL COURTHOUSE SECURITY	.00	.00	-19,521.97	-3,340.86	2,129.11	17,392.86	100.0%
TOTAL REVENUES	-115,171.00	-115,171.00	-144,668.18	-13,981.87	.00	29,497.18	
TOTAL EXPENSES	115,171.00	115,171.00	125,146.21	10,641.01	2,129.11	-12,104.32	
094 COURT RECORD PRESERVATION							
000 UNDEFINED							
094 430500 COUNTY CLERK COURT RECO	-20,000.00	-20,000.00	.00	.00	.00	-20,000.00	.0
094 432600 DISTRICT CLERK COURT RE	-28,000.00	-28,000.00	-138.44	-10.09	.00	-27,861.56	.5
094 470000 INTEREST INCOME	-600.00	-600.00	-8,503.26	-309.91	.00	7,903.26	1417.2
TOTAL UNDEFINED	-48,600.00	-48,600.00	-8,641.70	-320.00	.00	-39,958.30	17.8%
001 COMMISSIONERS' COURT							
09400110 520200 SUPPLIES/OTH OPER	10,000.00	10,000.00	.00	.00	500.00	9,500.00	5.0

BUDGET SUMMARIES REPORT
ACCOUNT SUMMARY JULY 2023

FOR 2023 10

	ORIGINAL APPROP	REVISED BUDGET	YTD ACTUAL	MTD ACTUAL	ENCUMBRANCES	AVAILABLE BUDGET	PCT USE/COL
09400110 520300 SUPPLIES/OTH OPER	10,000.00	10,000.00	.00	.00	.00	10,000.00	.0
09400110 530400 EQUIPMENT OPER/MAI	5,000.00	5,000.00	.00	.00	.00	5,000.00	.0
09400110 561403 PROFESSIONAL SERVI	3,600.00	3,600.00	.00	.00	.00	3,600.00	.0
09400110 562500 CONTRACT SERVICES	20,000.00	20,000.00	19,061.06	19,061.06	.00	938.94	95.3
TOTAL COMMISSIONERS' COURT	48,600.00	48,600.00	19,061.06	19,061.06	500.00	29,038.94	40.2%
TOTAL COURT RECORD PRESERVATIO	.00	.00	10,419.36	18,741.06	500.00	-10,919.36	100.0%
TOTAL REVENUES	-48,600.00	-48,600.00	-8,641.70	-320.00	.00	-39,958.30	
TOTAL EXPENSES	48,600.00	48,600.00	19,061.06	19,061.06	500.00	29,038.94	
095 LOCAL TRUANCY PREVENT & DIVERS							
000 UNDEFINED							
095 435500 TRUANCY PREVENTION	-20,000.00	-20,000.00	-11,981.43	-995.96	.00	-8,018.57	59.9
095 470000 INTEREST INCOME	-15.00	-15.00	-1,316.68	-57.39	.00	1,301.68	8777.9
TOTAL UNDEFINED	-20,015.00	-20,015.00	-13,298.11	-1,053.35	.00	-6,716.89	66.4%
001 COMMISSIONERS' COURT							
09500110 562200 CONTRACT SERVICES	20,015.00	20,015.00	120.00	.00	.00	19,895.00	.6
TOTAL COMMISSIONERS' COURT	20,015.00	20,015.00	120.00	.00	.00	19,895.00	.6%
TOTAL LOCAL TRUANCY PREVENT &	.00	.00	-13,178.11	-1,053.35	.00	13,178.11	100.0%
TOTAL REVENUES	-20,015.00	-20,015.00	-13,298.11	-1,053.35	.00	-6,716.89	
TOTAL EXPENSES	20,015.00	20,015.00	120.00	.00	.00	19,895.00	
096 HISTORICAL COMMISSION							
000 UNDEFINED							
096 470000 INTEREST INCOME	-100.00	-100.00	-448.03	-15.72	.00	348.03	448.0
096 472000 ROYALTIES & DONATIONS	-500.00	-500.00	.00	.00	.00	-500.00	.0

BUDGET SUMMARIES REPORT
ACCOUNT SUMMARY JULY 2023

FOR 2023 10

096 HISTORICAL COMMISSION	ORIGINAL APPROP	REVISED BUDGET	YTD ACTUAL	MTD ACTUAL	ENCUMBRANCES	AVAILABLE BUDGET	PCT USE/COL
096 736100 DRAW FROM RESERVES	-12,150.00	-12,150.00	.00	.00	.00	-12,150.00	.0
096 801100 XFER FROM GENERAL FUND	-5,550.00	-5,550.00	-5,550.00	.00	.00	.00	100.0
TOTAL UNDEFINED	-18,300.00	-18,300.00	-5,998.03	-15.72	.00	-12,301.97	32.8%
001 COMMISSIONERS' COURT							
09600110 520100 SUPPLIES/OTH OPER	1,500.00	1,500.00	931.18	.00	.00	568.82	62.1
09600110 523100 NON-CAPITAL EQUIPM	16,100.00	16,800.00	6,600.00	25.00	6,050.00	4,150.00	75.3
09600110 550300 TRAVEL AND TRAININ	700.00	.00	.00	.00	.00	.00	.0
TOTAL COMMISSIONERS' COURT	18,300.00	18,300.00	7,531.18	25.00	6,050.00	4,718.82	74.2%
TOTAL HISTORICAL COMMISSION	.00	.00	1,533.15	9.28	6,050.00	-7,583.15	100.0%
TOTAL REVENUES	-18,300.00	-18,300.00	-5,998.03	-15.72	.00	-12,301.97	
TOTAL EXPENSES	18,300.00	18,300.00	7,531.18	25.00	6,050.00	4,718.82	
097 CHILD ABUSE PREVENTION							
000 UNDEFINED							
097 430100 CO CHILD ABUSE PREVENTI	-1,500.00	-1,500.00	-157.18	-23.60	.00	-1,342.82	10.5
097 470000 INTEREST INCOME	-25.00	-25.00	-132.90	-4.07	.00	107.90	531.6
TOTAL UNDEFINED	-1,525.00	-1,525.00	-290.08	-27.67	.00	-1,234.92	19.0%
001 COMMISSIONERS' COURT							
09700110 562200 CONTRACT SERVICES	1,525.00	1,525.00	1,525.00	20.00	.00	.00	100.0
TOTAL COMMISSIONERS' COURT	1,525.00	1,525.00	1,525.00	20.00	.00	.00	100.0%
TOTAL CHILD ABUSE PREVENTION	.00	.00	1,234.92	-7.67	.00	-1,234.92	100.0%
TOTAL REVENUES	-1,525.00	-1,525.00	-290.08	-27.67	.00	-1,234.92	
TOTAL EXPENSES	1,525.00	1,525.00	1,525.00	20.00	.00	.00	
099 CTY/DIST COURT TECHNOLOGY							
000 UNDEFINED							

BUDGET SUMMARIES REPORT
ACCOUNT SUMMARY JULY 2023

FOR 2023 10

099 CTY/DIST COURT TECHNOLOGY	ORIGINAL APPROP	REVISED BUDGET	YTD ACTUAL	MTD ACTUAL	ENCUMBRANCES	AVAILABLE BUDGET	PCT USE/COL
099 430510 COUNTY COURT TECHNOLOGY	-500.00	-500.00	-1,589.27	-152.65	.00	1,089.27	317.9
099 432610 DISTRICT COURT TECHNOLO	-2,800.00	-2,800.00	-1,686.53	-166.63	.00	-1,113.47	60.2
099 470000 INTEREST INCOME	-300.00	-300.00	-2,433.35	-96.04	.00	2,133.35	811.1
099 736100 DRAW FROM RESERVES	-900.00	-900.00	.00	.00	.00	-900.00	.0
TOTAL UNDEFINED	-4,500.00	-4,500.00	-5,709.15	-415.32	.00	1,209.15	126.9%
001 COMMISSIONERS' COURT							
09900110 530100 EQUIPMENT OPER/MAI	4,500.00	4,500.00	.00	.00	.00	4,500.00	.0
TOTAL COMMISSIONERS' COURT	4,500.00	4,500.00	.00	.00	.00	4,500.00	.0%
TOTAL CTY/DIST COURT TECHNOLOG	.00	.00	-5,709.15	-415.32	.00	5,709.15	100.0%
TOTAL REVENUES	-4,500.00	-4,500.00	-5,709.15	-415.32	.00	1,209.15	
TOTAL EXPENSES	4,500.00	4,500.00	.00	.00	.00	4,500.00	
102 DIST COURT RECORDS TECHNOLOGY							
000 UNDEFINED							
102 437310 DISTRICT COURT RECORDS	-20,000.00	-20,000.00	-499.97	-66.83	.00	-19,500.03	2.5
102 470000 INTEREST INCOME	-500.00	-500.00	-3,284.25	-67.83	.00	2,784.25	656.9
102 736100 DRAW FROM RESERVES	-39,500.00	-39,500.00	.00	.00	.00	-39,500.00	.0
TOTAL UNDEFINED	-60,000.00	-60,000.00	-3,784.22	-134.66	.00	-56,215.78	6.3%
023 DISTRICT CLERK							
10202320 562200 CONTRACT SERVICES	60,000.00	60,000.00	57,183.20	57,183.20	.00	2,816.80	95.3
TOTAL DISTRICT CLERK	60,000.00	60,000.00	57,183.20	57,183.20	.00	2,816.80	95.3%
TOTAL DIST COURT RECORDS TECHN	.00	.00	53,398.98	57,048.54	.00	-53,398.98	100.0%
TOTAL REVENUES	-60,000.00	-60,000.00	-3,784.22	-134.66	.00	-56,215.78	
TOTAL EXPENSES	60,000.00	60,000.00	57,183.20	57,183.20	.00	2,816.80	
103 COUNTY CLERK RECORDS ARCHIVES							

BUDGET SUMMARIES REPORT
ACCOUNT SUMMARY JULY 2023

FOR 2023 10

103 COUNTY CLERK RECORDS ARCHIVES	ORIGINAL APPROP	REVISED BUDGET	YTD ACTUAL	MTD ACTUAL	ENCUMBRANCES	AVAILABLE BUDGET	PCT USE/COL
000 UNDEFINED							
103 437300 COUNTY CLERK RECORDS AR	-550,000.00	-550,000.00	-408,240.00	-42,700.00	.00	-141,760.00	74.2
103 470000 INTEREST INCOME	-10,000.00	-10,000.00	-114,146.65	-4,629.06	.00	104,146.65	1141.5
103 736100 DRAW FROM RESERVES	-920,000.00	-920,000.00	.00	.00	.00	-920,000.00	.0
TOTAL UNDEFINED	-1,480,000.00	-1,480,000.00	-522,386.65	-47,329.06	.00	-957,613.35	35.3%
003 COUNTY CLERK							
10300310 561400 PROFESSIONAL SERVI	780,000.00	780,000.00	.00	.00	187,553.40	592,446.60	24.0
10300310 562200 CONTRACT SERVICES	700,000.00	700,000.00	30,778.95	1,484.65	31,643.45	637,577.60	8.9
TOTAL COUNTY CLERK	1,480,000.00	1,480,000.00	30,778.95	1,484.65	219,196.85	1,230,024.20	16.9%
TOTAL COUNTY CLERK RECORDS ARC	.00	.00	-491,607.70	-45,844.41	219,196.85	272,410.85	100.0%
TOTAL REVENUES	-1,480,000.00	-1,480,000.00	-522,386.65	-47,329.06	.00	-957,613.35	
TOTAL EXPENSES	1,480,000.00	1,480,000.00	30,778.95	1,484.65	219,196.85	1,230,024.20	
105 COMMUNITY/ECONOMIC DEV PRG							
000 UNDEFINED							
105 420300 STATE GRANT REVENUE	-16,000.00	-16,000.00	.00	.00	.00	-16,000.00	.0
105 470000 INTEREST INCOME	-700.00	-700.00	-15,852.22	-556.15	.00	15,152.22	2264.6
105 736100 DRAW FROM RESERVES	-8,010.00	-8,010.00	.00	.00	.00	-8,010.00	.0
TOTAL UNDEFINED	-24,710.00	-24,710.00	-15,852.22	-556.15	.00	-8,857.78	64.2%
002 COUNTY JUDGE							
10500210 520100 SUPPLIES/OTH OPER	.00	84,175.00	57,329.51	1,506.55	250.00	26,595.49	68.4
10500210 561400 PROFESSIONAL SERVI	24,710.00	17,235.00	17,231.60	.00	.00	3.40	100.0
10500210 562200 CONTRACT SERVICES	.00	20,000.00	18,546.97	.00	.00	1,453.03	92.7
10500210 570100 RENTALS AND LEASES	.00	3,000.00	2,444.50	.00	500.00	55.50	98.2
10500210 580100 INSURANCE AND BOND	.00	300.00	252.00	.00	.00	48.00	84.0

BUDGET SUMMARIES REPORT
ACCOUNT SUMMARY JULY 2023

FOR 2023 10

	ORIGINAL APPROP	REVISED BUDGET	YTD ACTUAL	MTD ACTUAL	ENCUMBRANCES	AVAILABLE BUDGET	PCT USE/COL
TOTAL COUNTY JUDGE	24,710.00	124,710.00	95,804.58	1,506.55	750.00	28,155.42	77.4%
TOTAL COMMUNITY/ECONOMIC DEV P	.00	100,000.00	79,952.36	950.40	750.00	19,297.64	80.7%
TOTAL REVENUES	-24,710.00	-24,710.00	-15,852.22	-556.15	.00	-8,857.78	
TOTAL EXPENSES	24,710.00	124,710.00	95,804.58	1,506.55	750.00	28,155.42	
106 AMERICAN RESCUE PLAN ACT							
000 UNDEFINED							
106 420100 GRANT REVENUE	-34,372,468.00	-29,698,352.00	-29,636,114.77	.00	.00	-62,237.23	99.8
106 470000 INTEREST INCOME	.00	.00	-1,122,155.56	-26,344.54	.00	1,122,155.56	100.0
106 902000 XFER TO CONSOLIDATED R	4,000,000.00	4,000,000.00	4,000,000.00	.00	.00	.00	100.0
TOTAL UNDEFINED	-30,372,468.00	-25,698,352.00	-26,758,270.33	-26,344.54	.00	1,059,918.33	104.1%
001 COMMISSIONERS' COURT							
10600110 500600 STAFF EMPLOYEES	470,184.00	470,184.00	64,453.83	6,138.45	.00	405,730.17	13.7
10600110 510100 FICA	29,402.00	29,402.00	3,761.07	358.40	.00	25,640.93	12.8
10600110 510200 MEDICARE	6,876.00	6,876.00	879.61	83.82	.00	5,996.39	12.8
10600110 510300 RETIREMENT	55,975.00	55,975.00	7,282.04	681.98	.00	48,692.96	13.0
10600110 510400 GROUP HEALTH INSUR	31,325.00	31,325.00	6,042.33	575.46	.00	25,282.67	19.3
10600110 510500 GROUP DENTAL INSUR	1,934.00	1,934.00	373.17	35.54	.00	1,560.83	19.3
10600110 510600 LIFE INSURANCE	251.00	251.00	47.04	4.48	.00	203.96	18.7
10600110 510700 UNEMPLOYMENT INSUR	416.00	416.00	79.19	7.98	.00	336.81	19.0
10600110 510900 WORKER'S COMPENSAT	1,269.00	1,269.00	174.09	16.58	.00	1,094.91	13.7
10600110 520100 SUPPLIES/OTH OPER	.00	541,349.00	476,898.68	.00	36,326.40	28,123.92	94.8
10600110 523100 NON-CAPITAL EQUIPM	102,393.00	1,127,973.00	990,985.66	88,750.00	.00	136,987.34	87.9
10600110 530100 EQUIPMENT OPER/MAI	118,614.00	129,236.00	41,386.60	.00	.00	87,849.40	32.0
10600110 561400 PROFESSIONAL SERVI	19,275,086.00	7,220,068.00	765,169.89	14,243.57	2,582,026.57	3,872,871.54	46.4
10600110 562200 CONTRACT SERVICES	10,000,000.00	10,000,000.00	.00	.00	.00	10,000,000.00	.0
10600110 599916 ARPA REVENUE REPLA	.00	5,397,419.00	.00	.00	.00	5,397,419.00	.0
10600110 620500 OTHER IMPROVEMENTS	118,763.00	602,098.00	91,291.00	.00	483,335.00	27,472.00	95.4
10600110 660500 CAPITAL OUTLAY TEC	100,000.00	22,597.00	.00	.00	.00	22,597.00	.0
10600110 661060 CAPITAL OUTLAY-ARP	59,980.00	59,980.00	58,395.00	58,395.00	.00	1,585.00	97.4
TOTAL COMMISSIONERS' COURT	30,372,468.00	25,698,352.00	2,507,219.20	169,291.26	3,101,687.97	20,089,444.83	21.8%

BUDGET SUMMARIES REPORT
ACCOUNT SUMMARY JULY 2023

FOR 2023 10

	ORIGINAL APPROP	REVISED BUDGET	YTD ACTUAL	MTD ACTUAL	ENCUMBRANCES	AVAILABLE BUDGET	PCT USE/COL
TOTAL AMERICAN RESCUE PLAN ACT	.00	.00	-24,251,051.13	142,946.72	3,101,687.97	21,149,363.16	100.0%
TOTAL REVENUES	-34,372,468.00	-29,698,352.00	-30,758,270.33	-26,344.54	.00	1,059,918.33	
TOTAL EXPENSES	34,372,468.00	29,698,352.00	6,507,219.20	169,291.26	3,101,687.97	20,089,444.83	
108 JP1 JUSTICE COURT TECHNOLOGY							
000 UNDEFINED							
108 430120 JUDICIAL TECH FUND FEE-	-6,500.00	-6,500.00	-4,233.75	-342.31	.00	-2,266.25	65.1
108 470000 INTEREST INCOME	-300.00	-300.00	-1,836.99	-72.85	.00	1,536.99	612.3
108 736100 DRAW FROM RESERVES	-22,001.00	-22,001.00	.00	.00	.00	-22,001.00	.0
TOTAL UNDEFINED	-28,801.00	-28,801.00	-6,070.74	-415.16	.00	-22,730.26	21.1%
001 COMMISSIONERS' COURT							
10800120 500800 TEMPORARY	17,000.00	17,000.00	.00	.00	.00	17,000.00	.0
10800120 510100 FICA	1,054.00	1,054.00	.00	.00	.00	1,054.00	.0
10800120 510200 MEDICARE	247.00	247.00	.00	.00	.00	247.00	.0
10800120 520100 SUPPLIES/OTH OPER	500.00	500.00	.00	.00	.00	500.00	.0
10800120 523100 NON-CAPITAL EQUIPM	4,500.00	4,500.00	.00	.00	.00	4,500.00	.0
10800120 540100 COMMUNICATIONS - M	4,000.00	4,000.00	977.93	.00	2,022.07	1,000.00	75.0
10800120 550300 TRAVEL AND TRAININ	1,500.00	1,500.00	.00	.00	.00	1,500.00	.0
TOTAL COMMISSIONERS' COURT	28,801.00	28,801.00	977.93	.00	2,022.07	25,801.00	10.4%
TOTAL JP1 JUSTICE COURT TECHNO	.00	.00	-5,092.81	-415.16	2,022.07	3,070.74	100.0%
TOTAL REVENUES	-28,801.00	-28,801.00	-6,070.74	-415.16	.00	-22,730.26	
TOTAL EXPENSES	28,801.00	28,801.00	977.93	.00	2,022.07	25,801.00	
109 JP2 JUSTICE COURT TECHNOLOGY							
000 UNDEFINED							
109 430210 JUDICIAL TECH FUND FEE-	-2,000.00	-2,000.00	-1,765.74	-186.05	.00	-234.26	88.3
109 470000 INTEREST INCOME	-333.00	-333.00	-2,862.52	-112.04	.00	2,529.52	859.6

BUDGET SUMMARIES REPORT
ACCOUNT SUMMARY JULY 2023

FOR 2023 10

109 JP2 JUSTICE COURT TECHNOLOGY	ORIGINAL APPROP	REVISED BUDGET	YTD ACTUAL	MTD ACTUAL	ENCUMBRANCES	AVAILABLE BUDGET	PCT USE/COL
109 736100 DRAW FROM RESERVES	-17,667.00	-17,667.00	.00	.00	.00	-17,667.00	.0
TOTAL UNDEFINED	-20,000.00	-20,000.00	-4,628.26	-298.09	.00	-15,371.74	23.1%
001 COMMISSIONERS' COURT							
10900120 520100 SUPPLIES/OTH OPER	7,500.00	7,500.00	.00	.00	.00	7,500.00	.0
10900120 523000 NON-CAPITAL SOFTWA	7,500.00	7,500.00	.00	.00	.00	7,500.00	.0
10900120 550300 TRAVEL AND TRAININ	5,000.00	5,000.00	.00	.00	.00	5,000.00	.0
TOTAL COMMISSIONERS' COURT	20,000.00	20,000.00	.00	.00	.00	20,000.00	.0%
TOTAL JP2 JUSTICE COURT TECHNO	.00	.00	-4,628.26	-298.09	.00	4,628.26	100.0%
TOTAL REVENUES	-20,000.00	-20,000.00	-4,628.26	-298.09	.00	-15,371.74	
TOTAL EXPENSES	20,000.00	20,000.00	.00	.00	.00	20,000.00	
110 JP3 JUSTICE COURT TECHNOLOGY							
000 UNDEFINED							
110 430310 JUDICIAL TECH FUND FEE-	-2,000.00	-2,000.00	-1,133.78	-99.40	.00	-866.22	56.7
110 470000 INTEREST INCOME	-101.00	-101.00	-844.80	-30.01	.00	743.80	836.4
110 736100 DRAW FROM RESERVES	-18,417.00	-18,417.00	.00	.00	.00	-18,417.00	.0
TOTAL UNDEFINED	-20,518.00	-20,518.00	-1,978.58	-129.41	.00	-18,539.42	9.6%
001 COMMISSIONERS' COURT							
11000120 520100 SUPPLIES/OTH OPER	7,000.00	7,000.00	.00	.00	.00	7,000.00	.0
11000120 523100 NON-CAPITAL EQUIPM	11,218.00	11,218.00	4,577.61	.00	.00	6,640.39	40.8
11000120 540100 COMMUNICATIONS - M	1,100.00	1,100.00	535.26	37.00	427.74	137.00	87.5
11000120 550300 TRAVEL AND TRAININ	1,200.00	1,200.00	.00	.00	.00	1,200.00	.0
TOTAL COMMISSIONERS' COURT	20,518.00	20,518.00	5,112.87	37.00	427.74	14,977.39	27.0%
TOTAL JP3 JUSTICE COURT TECHNO	.00	.00	3,134.29	-92.41	427.74	-3,562.03	100.0%
TOTAL REVENUES	-20,518.00	-20,518.00	-1,978.58	-129.41	.00	-18,539.42	
TOTAL EXPENSES	20,518.00	20,518.00	5,112.87	37.00	427.74	14,977.39	

BUDGET SUMMARIES REPORT
ACCOUNT SUMMARY JULY 2023

FOR 2023 10

111 JP4 JUSTICE COURT TECHNOLOGY	ORIGINAL APPROP	REVISED BUDGET	YTD ACTUAL	MTD ACTUAL	ENCUMBRANCES	AVAILABLE BUDGET	PCT USE/COL
111 JP4 JUSTICE COURT TECHNOLOGY							
000 UNDEFINED							
111 430400 JUDICIAL TECH FUND FEE-	-7,330.00	-7,330.00	-3,699.49	-283.08	.00	-3,630.51	50.5
111 470000 INTEREST INCOME	-300.00	-300.00	-2,993.49	-118.08	.00	2,693.49	997.8
111 736100 DRAW FROM RESERVES	-920.00	-920.00	.00	.00	.00	-920.00	.0
TOTAL UNDEFINED	-8,550.00	-8,550.00	-6,692.98	-401.16	.00	-1,857.02	78.3%
001 COMMISSIONERS' COURT							
11100120 500700 OVERTIME COMPENSAT	.00	20,000.00	445.83	445.83	.00	19,554.17	2.2
11100120 510100 FICA	.00	.00	23.77	23.77	.00	-23.77	100.0
11100120 510200 MEDICARE	.00	.00	5.56	5.56	.00	-5.56	100.0
11100120 510300 RETIREMENT	.00	.00	49.53	49.53	.00	-49.53	100.0
11100120 510400 GROUP HEALTH INSUR	.00	.00	144.10	144.10	.00	-144.10	100.0
11100120 510500 GROUP DENTAL INSUR	.00	.00	5.62	5.62	.00	-5.62	100.0
11100120 510600 LIFE INSURANCE	.00	.00	.50	.50	.00	-.50	100.0
11100120 510700 UNEMPLOYMENT INSUR	.00	.00	.57	.57	.00	-.57	100.0
11100120 510900 WORKER'S COMPENSAT	.00	.00	1.20	1.20	.00	-1.20	100.0
11100120 520100 SUPPLIES/OTH OPER	6,050.00	6,050.00	.00	.00	.00	6,050.00	.0
11100120 550300 TRAVEL AND TRAININ	2,500.00	2,500.00	.00	.00	.00	2,500.00	.0
TOTAL COMMISSIONERS' COURT	8,550.00	28,550.00	676.68	676.68	.00	27,873.32	2.4%
TOTAL JP4 JUSTICE COURT TECHNO	.00	20,000.00	-6,016.30	275.52	.00	26,016.30	-30.1%
TOTAL REVENUES	-8,550.00	-8,550.00	-6,692.98	-401.16	.00	-1,857.02	
TOTAL EXPENSES	8,550.00	28,550.00	676.68	676.68	.00	27,873.32	
112 COURT FACILITY FEE							
000 UNDEFINED							
112 430300 COUNTY CLERK	-40,000.00	-40,000.00	-31,889.51	-2,689.51	.00	-8,110.49	79.7
112 432300 DISTRICT CLERK FEES	-55,000.00	-55,000.00	-46,837.32	-4,885.04	.00	-8,162.68	85.2

BUDGET SUMMARIES REPORT
ACCOUNT SUMMARY JULY 2023

FOR 2023 10

112 COURT FACILITY FEE	ORIGINAL APPROP	REVISED BUDGET	YTD ACTUAL	MTD ACTUAL	ENCUMBRANCES	AVAILABLE BUDGET	PCT USE/COL
112 470000 INTEREST INCOME	.00	.00	-3,213.17	-165.90	.00	3,213.17	100.0
TOTAL UNDEFINED	-95,000.00	-95,000.00	-81,940.00	-7,740.45	.00	-13,060.00	86.3%
001 COMMISSIONERS' COURT							
11200110 561400 PROFESSIONAL SERVI	95,000.00	95,000.00	.00	.00	.00	95,000.00	.0
TOTAL COMMISSIONERS' COURT	95,000.00	95,000.00	.00	.00	.00	95,000.00	.0%
TOTAL COURT FACILITY FEE	.00	.00	-81,940.00	-7,740.45	.00	81,940.00	100.0%
TOTAL REVENUES	-95,000.00	-95,000.00	-81,940.00	-7,740.45	.00	-13,060.00	
TOTAL EXPENSES	95,000.00	95,000.00	.00	.00	.00	95,000.00	
114 JUDICIAL EDUCATION & SUPPORT							
000 UNDEFINED							
114 430300 COUNTY CLERK	-5,568.00	-5,568.00	-4,010.00	-255.00	.00	-1,558.00	72.0
114 470000 INTEREST INCOME	.00	.00	-177.29	-8.94	.00	177.29	100.0
TOTAL UNDEFINED	-5,568.00	-5,568.00	-4,187.29	-263.94	.00	-1,380.71	75.2%
001 COMMISSIONERS' COURT							
11400110 550300 TRAVEL AND TRAININ	5,568.00	5,568.00	.00	.00	.00	5,568.00	.0
TOTAL COMMISSIONERS' COURT	5,568.00	5,568.00	.00	.00	.00	5,568.00	.0%
TOTAL JUDICIAL EDUCATION & SUP	.00	.00	-4,187.29	-263.94	.00	4,187.29	100.0%
TOTAL REVENUES	-5,568.00	-5,568.00	-4,187.29	-263.94	.00	-1,380.71	
TOTAL EXPENSES	5,568.00	5,568.00	.00	.00	.00	5,568.00	
115 LANGUAGE ACCESS							
000 UNDEFINED							
115 430300 COUNTY CLERK	-5,565.00	-5,565.00	-4,783.43	-403.43	.00	-781.57	86.0

BUDGET SUMMARIES REPORT
ACCOUNT SUMMARY JULY 2023

FOR 2023 10

115 LANGUAGE ACCESS	ORIGINAL APPROP	REVISED BUDGET	YTD ACTUAL	MTD ACTUAL	ENCUMBRANCES	AVAILABLE BUDGET	PCT USE/COL
115 432300 DISTRICT CLERK FEES	-8,222.00	-8,222.00	-7,025.86	-732.78	.00	-1,196.14	85.5
115 433100 JP PRECINCT 1	-3,785.00	-3,785.00	-3,687.00	-294.00	.00	-98.00	97.4
115 433200 JP PRECINCT 2	-5,025.00	-5,025.00	-4,797.00	-420.00	.00	-228.00	95.5
115 433300 JP PRECINCT 3	-7,478.00	-7,478.00	-7,041.00	-690.00	.00	-437.00	94.2
115 433400 JP PRECINCT 4	-3,339.00	-3,339.00	-3,363.00	-420.00	.00	24.00	100.7
115 470000 INTEREST INCOME	.00	.00	-1,202.64	-62.36	.00	1,202.64	100.0
TOTAL UNDEFINED	-33,414.00	-33,414.00	-31,899.93	-3,022.57	.00	-1,514.07	95.5%
001 COMMISSIONERS' COURT							
11500110 561400 PROFESSIONAL SERVI	16,707.00	16,707.00	.00	.00	.00	16,707.00	.0
11500110 562200 CONTRACT SERVICES	16,707.00	16,707.00	.00	.00	.00	16,707.00	.0
TOTAL COMMISSIONERS' COURT	33,414.00	33,414.00	.00	.00	.00	33,414.00	.0%
TOTAL LANGUAGE ACCESS	.00	.00	-31,899.93	-3,022.57	.00	31,899.93	100.0%
TOTAL REVENUES	-33,414.00	-33,414.00	-31,899.93	-3,022.57	.00	-1,514.07	
TOTAL EXPENSES	33,414.00	33,414.00	.00	.00	.00	33,414.00	
122 SHERIFF CONTRABAND							
000 UNDEFINED							
122 461200 FORFEIT ASSETS - DEA	-100,000.00	-100,000.00	1,929.09	.00	.00	-101,929.09	-1.9
122 461400 FORFEITED FUNDS-CRIMINA	-150,000.00	-150,000.00	-93,836.25	.00	.00	-56,163.75	62.6
122 470000 INTEREST INCOME	-3,500.00	-3,500.00	-10,476.18	.00	.00	6,976.18	299.3
122 489900 OTHER REVENUE	-10,000.00	-10,000.00	.00	.00	.00	-10,000.00	.0
122 736100 DRAW FROM RESERVES	-126,500.00	-126,500.00	.00	.00	.00	-126,500.00	.0
TOTAL UNDEFINED	-390,000.00	-390,000.00	-102,383.34	.00	.00	-287,616.66	26.3%
046 SHERIFF							
12204630 520100 SUPPLIES/OTH OPER	43,000.00	43,000.00	.00	.00	.00	43,000.00	.0
12204630 523100 NON-CAPITAL EQUIPM	15,000.00	15,000.00	.00	.00	.00	15,000.00	.0
12204630 550300 TRAVEL AND TRAININ	15,000.00	15,000.00	.00	.00	.00	15,000.00	.0

BUDGET SUMMARIES REPORT
ACCOUNT SUMMARY JULY 2023

FOR 2023 10

		ORIGINAL APPROP	REVISED BUDGET	YTD ACTUAL	MTD ACTUAL	ENCUMBRANCES	AVAILABLE BUDGET	PCT USE/COL
12204630 590600	INVESTIGATIVE EXPE	50,000.00	50,000.00	.00	.00	.00	50,000.00	.0
12204630 594400	DRUG PREVENTION PR	2,000.00	2,000.00	.00	.00	.00	2,000.00	.0
12204630 599900	OTHER CHARGES	100,000.00	100,000.00	35,150.87	.00	.00	64,849.13	35.2
12204630 640700	OTHER EQUIPMENT	165,000.00	165,000.00	115,498.60	.00	.00	49,501.40	70.0
TOTAL SHERIFF		390,000.00	390,000.00	150,649.47	.00	.00	239,350.53	38.6%
TOTAL SHERIFF CONTRABAND		.00	.00	48,266.13	.00	.00	-48,266.13	100.0%
	TOTAL REVENUES	-390,000.00	-390,000.00	-102,383.34	.00	.00	-287,616.66	
	TOTAL EXPENSES	390,000.00	390,000.00	150,649.47	.00	.00	239,350.53	
124 INMATE SUPPLY								
000 UNDEFINED								
124 470000	INTEREST INCOME	-14,000.00	-14,000.00	-40,217.35	.00	.00	26,217.35	287.3
124 484300	CONCESSION COMMISSIONS	-1,090,000.00	-1,090,000.00	-410,396.28	.00	.00	-679,603.72	37.7
124 489900	OTHER REVENUE	-10,000.00	-10,000.00	-3,814.86	.00	.00	-6,185.14	38.1
TOTAL UNDEFINED		-1,114,000.00	-1,114,000.00	-454,428.49	.00	.00	-659,571.51	40.8%
047 DETENTION CENTER								
12404730 520100	SUPPLIES/OTH OPER	77,000.00	77,000.00	12,105.87	.00	.00	64,894.13	15.7
12404730 522600	INMATE SUPPLIES	40,000.00	40,000.00	38,761.47	.00	.00	1,238.53	96.9
12404730 523000	NON-CAPITAL SOFTWA	35,000.00	35,000.00	2,000.00	.00	.00	33,000.00	5.7
12404730 523100	NON-CAPITAL EQUIPM	30,000.00	30,000.00	.00	.00	.00	30,000.00	.0
12404730 530800	SOFTWARE MAINTENAN	22,000.00	22,000.00	.00	.00	.00	22,000.00	.0
12404730 562200	CONTRACT SERVICES	900,000.00	900,000.00	280,461.71	.00	.00	619,538.29	31.2
12404730 664700	CAPITAL OUTLAY-JAI	10,000.00	10,000.00	.00	.00	.00	10,000.00	.0
TOTAL DETENTION CENTER		1,114,000.00	1,114,000.00	333,329.05	.00	.00	780,670.95	29.9%
TOTAL INMATE SUPPLY		.00	.00	-121,099.44	.00	.00	121,099.44	100.0%
	TOTAL REVENUES	-1,114,000.00	-1,114,000.00	-454,428.49	.00	.00	-659,571.51	
	TOTAL EXPENSES	1,114,000.00	1,114,000.00	333,329.05	.00	.00	780,670.95	
126 VINE GRANT								
000 UNDEFINED								

BUDGET SUMMARIES REPORT
ACCOUNT SUMMARY JULY 2023

FOR 2023 10

126 VINE GRANT	ORIGINAL APPROP	REVISED BUDGET	YTD ACTUAL	MTD ACTUAL	ENCUMBRANCES	AVAILABLE BUDGET	PCT USE/COL
126 420370 STATE REVENUE	-30,171.00	-30,171.00	-22,052.37	.00	.00	-8,118.63	73.1
TOTAL UNDEFINED	-30,171.00	-30,171.00	-22,052.37	.00	.00	-8,118.63	73.1%
046 SHERIFF							
12604630 520100 SUPPLIES/OTH OPER	30,171.00	30,171.00	14,701.58	.00	14,701.58	767.84	97.5
TOTAL SHERIFF	30,171.00	30,171.00	14,701.58	.00	14,701.58	767.84	97.5%
TOTAL VINE GRANT	.00	.00	-7,350.79	.00	14,701.58	-7,350.79	100.0%
TOTAL REVENUES	-30,171.00	-30,171.00	-22,052.37	.00	.00	-8,118.63	
TOTAL EXPENSES	30,171.00	30,171.00	14,701.58	.00	14,701.58	767.84	
128 HOMELAND SECURITY GRANT							
000 UNDEFINED							
128 423000 2014 HSGP HOMELAND SECU	-150,700.00	-160,705.00	-103,911.68	-14,701.00	.00	-56,793.32	64.7
TOTAL UNDEFINED	-150,700.00	-160,705.00	-103,911.68	-14,701.00	.00	-56,793.32	64.7%
046 SHERIFF							
12804630 520100 SUPPLIES/OTH OPER	9,000.00	7,017.00	7,017.50	.00	.00	-.50	100.0
12804630 523130 HSGP-NON CAPITAL E	3,700.00	28,406.00	23,513.56	14,701.00	.00	4,892.44	82.8
12804630 664600 CAPITAL OUTLAY-SHE	138,000.00	125,282.00	73,380.62	.00	.00	51,901.38	58.6
TOTAL SHERIFF	150,700.00	160,705.00	103,911.68	14,701.00	.00	56,793.32	64.7%
TOTAL HOMELAND SECURITY GRANT	.00	.00	.00	.00	.00	.00	.0%
TOTAL REVENUES	-150,700.00	-160,705.00	-103,911.68	-14,701.00	.00	-56,793.32	
TOTAL EXPENSES	150,700.00	160,705.00	103,911.68	14,701.00	.00	56,793.32	
129 HAZARD MITIGATION GRANT-EM							
000 UNDEFINED							

BUDGET SUMMARIES REPORT
ACCOUNT SUMMARY JULY 2023

FOR 2023 10

129 HAZARD MITIGATION GRANT-EM	ORIGINAL APPROP	REVISED BUDGET	YTD ACTUAL	MTD ACTUAL	ENCUMBRANCES	AVAILABLE BUDGET	PCT USE/COL
129 423300 HAZARD MITIGATION GRANT	-185,600.00	-185,600.00	.00	.00	.00	-185,600.00	.0
129 423400 HAZARD MITIGATION INKIN	-58,000.00	-58,000.00	.00	.00	.00	-58,000.00	.0
TOTAL UNDEFINED	-243,600.00	-243,600.00	.00	.00	.00	-243,600.00	.0%
046 SHERIFF							
12904630 561400 PROFESSIONAL SERVI	11,600.00	11,600.00	.00	.00	.00	11,600.00	.0
12904630 562200 CONTRACT SERVICES	174,000.00	174,000.00	17,071.00	17,071.00	.00	156,929.00	9.8
12904630 599100 IN-KIND EXPENSE HL	58,000.00	58,000.00	.00	.00	.00	58,000.00	.0
TOTAL SHERIFF	243,600.00	243,600.00	17,071.00	17,071.00	.00	226,529.00	7.0%
TOTAL HAZARD MITIGATION GRANT-	.00	.00	17,071.00	17,071.00	.00	-17,071.00	100.0%
TOTAL REVENUES	-243,600.00	-243,600.00	.00	.00	.00	-243,600.00	
TOTAL EXPENSES	243,600.00	243,600.00	17,071.00	17,071.00	.00	226,529.00	
130 PROJECT SAFE NEIGHBORHOOD							
000 UNDEFINED							
130 420100 GRANT REVENUE	-81,753.00	-81,753.00	.00	.00	.00	-81,753.00	.0
TOTAL UNDEFINED	-81,753.00	-81,753.00	.00	.00	.00	-81,753.00	.0%
046 SHERIFF							
13004630 500700 OVERTIME COMPENSAT	18,449.00	18,449.00	.00	.00	.00	18,449.00	.0
13004630 520100 SUPPLIES/OTH OPER	28,337.00	28,337.00	.00	.00	.00	28,337.00	.0
13004630 523000 NON-CAPITAL SOFTWA	2,790.00	2,790.00	.00	.00	.00	2,790.00	.0
13004630 561400 PROFESSIONAL SERVI	20,700.00	20,700.00	.00	.00	.00	20,700.00	.0
13004630 664600 CAPITAL OUTLAY-SHE	11,477.00	11,477.00	.00	.00	.00	11,477.00	.0
TOTAL SHERIFF	81,753.00	81,753.00	.00	.00	.00	81,753.00	.0%
TOTAL PROJECT SAFE NEIGHBORHOO	.00	.00	.00	.00	.00	.00	.0%
TOTAL REVENUES	-81,753.00	-81,753.00	.00	.00	.00	-81,753.00	
TOTAL EXPENSES	81,753.00	81,753.00	.00	.00	.00	81,753.00	

BUDGET SUMMARIES REPORT
ACCOUNT SUMMARY JULY 2023

FOR 2023 10

142 LEOSE SHERIFF	ORIGINAL APPROP	REVISED BUDGET	YTD ACTUAL	MTD ACTUAL	ENCUMBRANCES	AVAILABLE BUDGET	PCT USE/COL
142 LEOSE SHERIFF							
000 UNDEFINED							
142 424700 LEOSE REVENUE	-50,000.00	-50,000.00	-20,933.92	.00	.00	-29,066.08	41.9
142 470000 INTEREST INCOME	-500.00	-500.00	-4,757.64	-186.14	.00	4,257.64	951.5
142 736100 DRAW FROM RESERVES	-74,500.00	-74,500.00	.00	.00	.00	-74,500.00	.0
TOTAL UNDEFINED	-125,000.00	-125,000.00	-25,691.56	-186.14	.00	-99,308.44	20.6%
046 SHERIFF							
14204630 550300 TRAVEL AND TRAININ	50,000.00	50,000.00	10,577.87	.00	.00	39,422.13	21.2
14204630 664600 CAPITAL OUTLAY-SHE	75,000.00	75,000.00	.00	.00	.00	75,000.00	.0
TOTAL SHERIFF	125,000.00	125,000.00	10,577.87	.00	.00	114,422.13	8.5%
TOTAL LEOSE SHERIFF	.00	.00	-15,113.69	-186.14	.00	15,113.69	100.0%
TOTAL REVENUES	-125,000.00	-125,000.00	-25,691.56	-186.14	.00	-99,308.44	
TOTAL EXPENSES	125,000.00	125,000.00	10,577.87	.00	.00	114,422.13	
145 SHERIFF COMMISSARY SALARY							
000 UNDEFINED							
145 424500 COMMISSARY SALARY REIMB	-771,814.00	-771,814.00	-671,003.79	-63,821.73	.00	-100,810.21	86.9
TOTAL UNDEFINED	-771,814.00	-771,814.00	-671,003.79	-63,821.73	.00	-100,810.21	86.9%
047 DETENTION CENTER							
14504730 500600 STAFF EMPLOYEES	560,618.00	560,618.00	464,410.97	44,177.01	.00	96,207.03	82.8
14504730 500700 OVERTIME COMPENSAT	2,000.00	2,000.00	92.02	66.43	.00	1,907.98	4.6
14504730 501300 LONGEVITY	.00	.00	500.00	50.00	.00	-500.00	100.0

BUDGET SUMMARIES REPORT
ACCOUNT SUMMARY JULY 2023

FOR 2023 10

	ORIGINAL APPROP	REVISED BUDGET	YTD ACTUAL	MTD ACTUAL	ENCUMBRANCES	AVAILABLE BUDGET	PCT USE/COL
14504730 510100 FICA	34,758.00	34,758.00	26,667.68	2,533.81	.00	8,090.32	76.7
14504730 510200 MEDICARE	8,130.00	8,130.00	6,236.63	592.57	.00	1,893.37	76.7
14504730 510300 RETIREMENT	62,284.00	62,284.00	52,512.47	4,921.03	.00	9,771.53	84.3
14504730 510400 GROUP HEALTH INSUR	75,310.00	75,310.00	87,575.16	8,487.08	.00	-12,265.16	116.3
14504730 510500 GROUP DENTAL INSUR	4,150.00	4,150.00	3,835.54	368.00	.00	314.46	92.4
14504730 510600 LIFE INSURANCE	600.00	600.00	465.92	44.80	.00	134.08	77.7
14504730 510700 UNEMPLOYMENT INSUR	531.00	531.00	571.96	57.56	.00	-40.96	107.7
14504730 510900 WORKER'S COMPENSAT	23,433.00	23,433.00	19,623.40	1,869.21	.00	3,809.60	83.7
TOTAL DETENTION CENTER	771,814.00	771,814.00	662,491.75	63,167.50	.00	109,322.25	85.8%
TOTAL SHERIFF COMMISSARY SALAR	.00	.00	-8,512.04	-654.23	.00	8,512.04	100.0%
TOTAL REVENUES	-771,814.00	-771,814.00	-671,003.79	-63,821.73	.00	-100,810.21	
TOTAL EXPENSES	771,814.00	771,814.00	662,491.75	63,167.50	.00	109,322.25	
146 LECD EMER COMMUNICATION GRANT							
000 UNDEFINED							
146 420410 GRANT REVENUE LECD	.00	-11,799.00	.00	.00	.00	-11,799.00	.0
TOTAL UNDEFINED	.00	-11,799.00	.00	.00	.00	-11,799.00	.0%
046 SHERIFF							
14604630 550300 TRAVEL AND TRAININ	.00	8,540.00	7,287.38	.00	.00	1,252.62	85.3
14604630 550500 ASSOCIATION DUES	.00	325.00	324.90	.00	.00	.10	100.0
14604630 561400 PROFESSIONAL SERVI	.00	2,934.00	1,467.00	.00	1,467.00	.00	100.0
TOTAL SHERIFF	.00	11,799.00	9,079.28	.00	1,467.00	1,252.72	89.4%
TOTAL LECD EMER COMMUNICATION	.00	.00	9,079.28	.00	1,467.00	-10,546.28	100.0%
TOTAL REVENUES	.00	-11,799.00	.00	.00	.00	-11,799.00	
TOTAL EXPENSES	.00	11,799.00	9,079.28	.00	1,467.00	1,252.72	
150 TAG GRANT							
000 UNDEFINED							
150 420100 GRANT REVENUE	-1,859,810.00	-1,859,810.00	-705,393.09	-58,437.56	.00	-1,154,416.91	37.9

BUDGET SUMMARIES REPORT
ACCOUNT SUMMARY JULY 2023

FOR 2023 10

150 TAG GRANT	ORIGINAL APPROP	REVISED BUDGET	YTD ACTUAL	MTD ACTUAL	ENCUMBRANCES	AVAILABLE BUDGET	PCT USE/COL
TOTAL UNDEFINED	-1,859,810.00	-1,859,810.00	-705,393.09	-58,437.56	.00	-1,154,416.91	37.9%
046 SHERIFF							
15004630 500600 STAFF EMPLOYEES	199,933.00	199,933.00	164,981.85	15,414.81	.00	34,951.15	82.5
15004630 500700 OVERTIME COMPENSAT	49,449.00	52,110.00	51,201.21	151.53	.00	908.79	98.3
15004630 510100 FICA	12,396.00	12,396.00	10,476.13	924.13	.00	1,919.87	84.5
15004630 510200 MEDICARE	2,899.00	2,899.00	2,450.00	216.12	.00	449.00	84.5
15004630 510300 RETIREMENT	21,740.00	21,740.00	19,920.68	1,729.41	.00	1,819.32	91.6
15004630 510400 GROUP HEALTH INSUR	29,211.00	29,211.00	17,774.10	1,619.08	.00	11,436.90	60.8
15004630 510500 GROUP DENTAL INSUR	1,358.00	1,358.00	1,006.38	106.00	.00	351.62	74.1
15004630 510600 LIFE INSURANCE	180.00	180.00	127.68	13.44	.00	52.32	70.9
15004630 510700 UNEMPLOYMENT INSUR	169.00	169.00	215.92	20.25	.00	-46.92	127.8
15004630 510900 WORKER'S COMPENSAT	8,437.00	8,437.00	7,434.83	656.89	.00	1,002.17	88.1
15004630 520000 PROJECT SUPPLIES	21,394.00	21,394.00	13,521.56	.00	.00	7,872.44	63.2
15004630 520100 SUPPLIES/OTH OPER	77,477.00	82,980.00	43,010.30	3,547.70	17,549.63	22,420.07	73.0
15004630 523100 NON-CAPITAL EQUIPM	25,887.00	30,781.00	28,200.16	4,893.88	.00	2,580.84	91.6
15004630 540100 COMMUNICATIONS - M	61,875.00	69,045.00	47,240.78	5,428.59	13,459.29	8,344.93	87.9
15004630 540600 UTILITIES	19,973.00	19,973.00	16,512.92	1,930.97	2,844.93	615.15	96.9
15004630 550300 TRAVEL AND TRAININ	87,044.00	96,865.00	60,754.10	17,161.78	.00	36,110.90	62.7
15004630 561400 PROFESSIONAL SERVI	28,985.00	28,985.00	17,447.85	1,589.00	4,075.61	7,461.54	74.3
15004630 562200 CONTRACT SERVICES	8,500.00	8,500.00	.00	.00	.00	8,500.00	.0
15004630 570200 BUILDING RENTAL	139,475.00	141,425.00	106,611.39	.00	23,691.42	11,122.19	92.1
15004630 590600 INVESTIGATIVE EXPE	64,750.00	54,203.00	25,712.69	241.60	5,809.34	22,680.97	58.2
15004630 615000 OTHER IMPROVEMENTS	893,900.00	893,900.00	16,698.75	.00	23,301.25	853,900.00	4.5
15004630 664600 CAPITAL OUTLAY-SHE	104,778.00	83,326.00	54,093.81	.00	19,030.08	10,202.11	87.8
TOTAL SHERIFF	1,859,810.00	1,859,810.00	705,393.09	55,645.18	109,761.55	1,044,655.36	43.8%
TOTAL TAG GRANT	.00	.00	.00	-2,792.38	109,761.55	-109,761.55	100.0%
TOTAL REVENUES	-1,859,810.00	-1,859,810.00	-705,393.09	-58,437.56	.00	-1,154,416.91	
TOTAL EXPENSES	1,859,810.00	1,859,810.00	705,393.09	55,645.18	109,761.55	1,044,655.36	
161 CDA BUSINESS CRIMES							
000 UNDEFINED							
161 434200 BAD CHECK COLLECTION FE	-60,000.00	-60,000.00	-21,371.38	.00	.00	-38,628.62	35.6

BUDGET SUMMARIES REPORT
ACCOUNT SUMMARY JULY 2023

FOR 2023 10

161 CDA BUSINESS CRIMES	ORIGINAL APPROP	REVISED BUDGET	YTD ACTUAL	MTD ACTUAL	ENCUMBRANCES	AVAILABLE BUDGET	PCT USE/COL
161 470000 INTEREST INCOME	-380.00	-380.00	-3,254.47	.00	.00	2,874.47	856.4
161 481500 OTHER REFUNDS/REIMBURSE	-38,005.00	-38,005.00	-27,176.39	.00	.00	-10,828.61	71.5
161 489900 OTHER REVENUE	-10,115.00	-10,115.00	.00	.00	.00	-10,115.00	.0
TOTAL UNDEFINED	-108,500.00	-108,500.00	-51,802.24	.00	.00	-56,697.76	47.7%
040 DISTRICT ATTORNEY							
16104025 520100 SUPPLIES/OTH OPER	73,000.00	48,000.00	5,623.34	312.27	.00	42,376.66	11.7
16104025 530100 EQUIPMENT OPER/MAI	2,500.00	2,500.00	.00	.00	.00	2,500.00	.0
16104025 530200 VEHICLE OPERATION/	2,500.00	2,500.00	353.93	.00	.00	2,146.07	14.2
16104025 550300 TRAVEL AND TRAININ	5,000.00	5,000.00	2,309.94	.00	.00	2,690.06	46.2
16104025 550410 PERIODICALS	500.00	500.00	.00	.00	.00	500.00	.0
16104025 560800 WITNESS/INTERPRETE	25,000.00	50,000.00	22,964.62	.00	.00	27,035.38	45.9
TOTAL DISTRICT ATTORNEY	108,500.00	108,500.00	31,251.83	312.27	.00	77,248.17	28.8%
TOTAL CDA BUSINESS CRIMES	.00	.00	-20,550.41	312.27	.00	20,550.41	100.0%
TOTAL REVENUES	-108,500.00	-108,500.00	-51,802.24	.00	.00	-56,697.76	
TOTAL EXPENSES	108,500.00	108,500.00	31,251.83	312.27	.00	77,248.17	
163 CDA CONTRABAND							
000 UNDEFINED							
163 470000 INTEREST INCOME	-500.00	-500.00	-4,491.83	.00	.00	3,991.83	898.4
163 489900 OTHER REVENUE	-76,000.00	-76,000.00	-75,588.55	.00	.00	-411.45	99.5
TOTAL UNDEFINED	-76,500.00	-76,500.00	-80,080.38	.00	.00	3,580.38	104.7%
040 DISTRICT ATTORNEY							
16304025 599900 OTHER CHARGES	76,500.00	76,500.00	62,858.90	300.00	.00	13,641.10	82.2
TOTAL DISTRICT ATTORNEY	76,500.00	76,500.00	62,858.90	300.00	.00	13,641.10	82.2%
TOTAL CDA CONTRABAND	.00	.00	-17,221.48	300.00	.00	17,221.48	100.0%
TOTAL REVENUES	-76,500.00	-76,500.00	-80,080.38	.00	.00	3,580.38	
TOTAL EXPENSES	76,500.00	76,500.00	62,858.90	300.00	.00	13,641.10	

BUDGET SUMMARIES REPORT
ACCOUNT SUMMARY JULY 2023

FOR 2023 10

164 CDA SPATTF GRANT	ORIGINAL APPROP	REVISED BUDGET	YTD ACTUAL	MTD ACTUAL	ENCUMBRANCES	AVAILABLE BUDGET	PCT USE/COL
164 CDA SPATTF GRANT							
000 UNDEFINED							
164 420300 STATE GRANT REVENUE	-446,785.00	-449,563.00	-310,874.22	.00	.00	-138,688.78	69.2
164 420400 SPATTF REVENUE-FEDERAL	.00	.00	2,138.90	.00	.00	-2,138.90	100.0
164 470010 INTEREST INCOME-PROGRAM	.00	.00	-9,853.58	-193.27	.00	9,853.58	100.0
164 470100 INTEREST INCOME-FEDERAL	.00	.00	-1,839.74	.00	.00	1,839.74	100.0
164 480000 IN-KIND REVENUE	-185,098.00	-185,098.00	-208,807.55	-15,424.84	.00	23,709.55	112.8
164 480520 SPATTF PROGRAM INCOME	-42,060.00	-54,560.00	-39,247.73	-4,720.00	.00	-15,312.27	71.9
164 801100 XFER FROM GENERAL FUND	-221,273.00	-248,759.00	-118,350.01	.00	.00	-130,408.99	47.6
TOTAL UNDEFINED	-895,216.00	-937,980.00	-686,833.93	-20,338.11	.00	-251,146.07	73.2%
040 DISTRICT ATTORNEY							
16404025 500600 STAFF EMPLOYEES	436,993.00	461,839.00	362,714.91	35,416.43	.00	99,124.09	78.5
16404025 500700 OVERTIME COMPENSAT	2,000.00	5,500.00	2,868.95	449.49	.00	2,631.05	52.2
16404025 510100 FICA	27,227.00	29,045.00	21,274.26	2,084.68	.00	7,770.74	73.2
16404025 510200 MEDICARE	6,366.00	9,186.00	4,975.42	487.55	.00	4,210.58	54.2
16404025 510300 RETIREMENT	52,076.00	53,242.00	41,298.46	3,984.70	.00	11,943.54	77.6
16404025 510400 GROUP HEALTH INSUR	38,830.00	39,311.00	42,182.92	3,906.67	.00	-2,871.92	107.3
16404025 510500 GROUP DENTAL INSUR	2,905.00	2,620.00	2,815.72	244.93	.00	-195.72	107.5
16404025 510600 LIFE INSURANCE	210.00	225.00	321.94	31.30	.00	-96.94	143.1
16404025 510700 UNEMPLOYMENT INSUR	445.00	431.00	451.18	46.61	.00	-20.18	104.7
16404025 510900 WORKER'S COMPENSAT	18,966.00	19,605.00	11,527.77	1,107.49	.00	8,077.23	58.8
16404025 520100 SUPPLIES/OTH OPER	135,040.00	147,608.00	113,316.11	14,316.76	10,184.32	24,107.57	83.7
16404025 523100 NON-CAPITAL EQUIPM	9,900.00	10,192.00	10,191.15	.00	.00	.85	100.0
16404025 550300 TRAVEL AND TRAININ	9,100.00	11,878.00	10,660.35	2,777.80	.00	1,217.65	89.7
16404025 562200 CONTRACT SERVICES	124,998.00	124,998.00	104,165.00	10,416.50	.00	20,833.00	83.3
16404025 640700 OTHER EQUIPMENT	30,160.00	22,300.00	22,300.00	.00	.00	.00	100.0
TOTAL DISTRICT ATTORNEY	895,216.00	937,980.00	751,064.14	75,270.91	10,184.32	176,731.54	81.2%
TOTAL CDA SPATTF GRANT	.00	.00	64,230.21	54,932.80	10,184.32	-74,414.53	100.0%
TOTAL REVENUES	-895,216.00	-937,980.00	-686,833.93	-20,338.11	.00	-251,146.07	
TOTAL EXPENSES	895,216.00	937,980.00	751,064.14	75,270.91	10,184.32	176,731.54	
166 CDA JAG GRANT							
000 UNDEFINED							

BUDGET SUMMARIES REPORT
ACCOUNT SUMMARY JULY 2023

FOR 2023 10

166 CDA JAG GRANT	ORIGINAL APPROP	REVISED BUDGET	YTD ACTUAL	MTD ACTUAL	ENCUMBRANCES	AVAILABLE BUDGET	PCT USE/COL
166 422510 FEDERAL GRANT REVENUE-J	.00	-104,947.00	-104,946.50	.00	.00	-.50	100.0
166 422600 FEDERAL GRANT REVENUE-J	-51,277.00	-51,277.00	-53,305.66	.00	.00	2,028.66	104.0
166 422700 FEDERAL GRANT REVENUE-J	-101,979.00	-101,979.00	-101,978.50	.00	.00	-.50	100.0
166 470120 INTEREST REVENUE JAG20	.00	.00	-1,894.11	-82.96	.00	1,894.11	100.0
166 470300 INTEREST REVENUE-JAG22	.00	.00	-1,532.96	-433.22	.00	1,532.96	100.0
166 470900 INTEREST REVENUE JAG21	.00	.00	-4,041.51	-263.43	.00	4,041.51	100.0
TOTAL UNDEFINED	-153,256.00	-258,203.00	-267,699.24	-779.61	.00	9,496.24	103.7%
040 DISTRICT ATTORNEY							
16604025 599600 OTHER CHARGES-JAG2	.00	69,947.00	.00	.00	.00	69,947.00	.0
16604025 599701 OTHER CHARGES-JAG2	41,277.00	51,277.00	54,685.98	4,978.00	.00	-3,408.98	106.6
16604025 599920 OTHER CHARGES-JAG2	101,979.00	101,979.00	15,806.90	.00	.00	86,172.10	15.5
16604025 640610 CAPITAL EQUIPMENT-	.00	35,000.00	.00	.00	.00	35,000.00	.0
16604025 640710 CAPITAL EQUIPMENT-	10,000.00	.00	.00	.00	.00	.00	.0
TOTAL DISTRICT ATTORNEY	153,256.00	258,203.00	70,492.88	4,978.00	.00	187,710.12	27.3%
TOTAL CDA JAG GRANT	.00	.00	-197,206.36	4,198.39	.00	197,206.36	100.0%
TOTAL REVENUES	-153,256.00	-258,203.00	-267,699.24	-779.61	.00	9,496.24	
TOTAL EXPENSES	153,256.00	258,203.00	70,492.88	4,978.00	.00	187,710.12	
168 CDA Border Prosecution Unit							
000 UNDEFINED							
168 420100 GRANT REVENUE	-149,762.00	-149,762.00	-52,893.09	.00	.00	-96,868.91	35.3
TOTAL UNDEFINED	-149,762.00	-149,762.00	-52,893.09	.00	.00	-96,868.91	35.3%
040 DISTRICT ATTORNEY							
16804025 500600 STAFF EMPLOYEES	102,692.00	102,692.00	42,000.08	.00	.00	60,691.92	40.9
16804025 510100 FICA	6,388.00	6,388.00	2,596.65	.00	.00	3,791.35	40.6
16804025 510200 MEDICARE	1,494.00	1,494.00	607.25	.00	.00	886.75	40.6

BUDGET SUMMARIES REPORT
ACCOUNT SUMMARY JULY 2023

FOR 2023 10

		ORIGINAL APPROP	REVISED BUDGET	YTD ACTUAL	MTD ACTUAL	ENCUMBRANCES	AVAILABLE BUDGET	PCT USE/COL
16804025 510300	RETIREMENT	10,862.00	10,862.00	4,825.73	.00	.00	6,036.27	44.4
16804025 510400	GROUP HEALTH INSUR	7,935.00	7,935.00	2,542.99	.00	.00	5,392.01	32.0
16804025 510500	GROUP DENTAL INSUR	441.00	441.00	138.67	.00	.00	302.33	31.4
16804025 510600	LIFE INSURANCE	65.00	65.00	19.80	.00	.00	45.20	30.5
16804025 510700	UNEMPLOYMENT INSUR	68.00	68.00	48.55	.00	.00	19.45	71.4
16804025 510900	WORKER'S COMPENSAT	19,817.00	19,817.00	113.37	.00	.00	19,703.63	.6
TOTAL DISTRICT ATTORNEY		149,762.00	149,762.00	52,893.09	.00	.00	96,868.91	35.3%
TOTAL CDA Border Prosecution U		.00	.00	.00	.00	.00	.00	.0%
	TOTAL REVENUES	-149,762.00	-149,762.00	-52,893.09	.00	.00	-96,868.91	
	TOTAL EXPENSES	149,762.00	149,762.00	52,893.09	.00	.00	96,868.91	
171 CDA VOCA VICTIM ADV PROJECT								
000 UNDEFINED								
171 420300	STATE GRANT REVENUE	-124,086.00	-124,086.00	-92,078.60	-8,758.15	.00	-32,007.40	74.2
171 801100	XFER FROM GENERAL FUND	-31,022.00	-31,022.00	-23,019.64	-2,189.54	.00	-8,002.36	74.2
TOTAL UNDEFINED		-155,108.00	-155,108.00	-115,098.24	-10,947.69	.00	-40,009.76	74.2%
040 DISTRICT ATTORNEY								
17104025 500600	STAFF EMPLOYEES	107,483.00	107,483.00	81,415.74	7,753.88	.00	26,067.26	75.7
17104025 510100	FICA	6,664.00	6,664.00	4,867.34	463.55	.00	1,796.66	73.0
17104025 510200	MEDICARE	1,559.00	1,559.00	1,138.20	108.40	.00	420.80	73.0
17104025 510300	RETIREMENT	12,790.00	12,790.00	9,198.35	861.44	.00	3,591.65	71.9
17104025 510400	GROUP HEALTH INSUR	15,062.00	15,062.00	17,325.00	1,650.00	.00	-2,263.00	115.0
17104025 510500	GROUP DENTAL INSUR	830.00	830.00	739.83	70.46	.00	90.17	89.1
17104025 510600	LIFE INSURANCE	60.00	60.00	94.08	8.96	.00	-34.08	156.8
17104025 510700	UNEMPLOYMENT INSUR	107.00	107.00	100.04	10.08	.00	6.96	93.5
17104025 510900	WORKER'S COMPENSAT	290.00	290.00	219.66	20.92	.00	70.34	75.7
17104025 550300	TRAVEL AND TRAININ	10,263.00	10,263.00	1,050.56	1,050.56	.00	9,212.44	10.2
TOTAL DISTRICT ATTORNEY		155,108.00	155,108.00	116,148.80	11,998.25	.00	38,959.20	74.9%
TOTAL CDA VOCA VICTIM ADV PROJ		.00	.00	1,050.56	1,050.56	.00	-1,050.56	100.0%
	TOTAL REVENUES	-155,108.00	-155,108.00	-115,098.24	-10,947.69	.00	-40,009.76	
	TOTAL EXPENSES	155,108.00	155,108.00	116,148.80	11,998.25	.00	38,959.20	

BUDGET SUMMARIES REPORT
ACCOUNT SUMMARY JULY 2023

FOR 2023 10

201 GEN OB REFUNDING BOND SRS 2016	ORIGINAL APPROP	REVISED BUDGET	YTD ACTUAL	MTD ACTUAL	ENCUMBRANCES	AVAILABLE BUDGET	PCT USE/COL
201 GEN OB REFUNDING BOND SRS 2016							
000 UNDEFINED							
201 400100 CURRENT AD VALOREM TAXE	-5,648,885.00	-5,648,885.00	-6,031,217.75	.00	.00	382,332.75	106.8
201 400400 PEN & INT - CURRENT LEV	-23,580.00	-23,580.00	-22,626.41	.00	.00	-953.59	96.0
201 400500 DELIQ TAXES - PRIOR YEA	-35,082.00	-35,082.00	-15,666.52	.00	.00	-19,415.48	44.7
201 400600 PEN & INT - PRIOR YEARS	-17,828.00	-17,828.00	-15,511.89	.00	.00	-2,316.11	87.0
201 470000 INTEREST INCOME	-10,000.00	-10,000.00	-64,707.77	.00	.00	54,707.77	647.1
TOTAL UNDEFINED	-5,735,375.00	-5,735,375.00	-6,149,730.34	.00	.00	414,355.34	107.2%
200 DEBT SERVICE							
20120092 566100 DEBT SERVICE - PRI	5,595,000.00	5,595,000.00	5,595,000.00	.00	.00	.00	100.0
20120092 566200 DEBT SERVICE - INT	140,375.00	140,375.00	140,193.00	.00	.00	182.00	99.9
TOTAL DEBT SERVICE	5,735,375.00	5,735,375.00	5,735,193.00	.00	.00	182.00	100.0%
TOTAL GEN OB REFUNDING BOND SR	.00	.00	-414,537.34	.00	.00	414,537.34	100.0%
TOTAL REVENUES	-5,735,375.00	-5,735,375.00	-6,149,730.34	.00	.00	414,355.34	
TOTAL EXPENSES	5,735,375.00	5,735,375.00	5,735,193.00	.00	.00	182.00	
202 UNLIMITED TAX ROAD BONDS							
000 UNDEFINED							
202 400100 CURRENT AD VALOREM TAXE	-1,861,683.00	-1,861,683.00	-1,986,327.18	-873.55	.00	124,644.18	106.7
202 400400 PEN & INT - CURRENT LEV	-7,762.00	-7,762.00	-8,269.59	-821.04	.00	507.59	106.5
202 400500 DELIQ TAXES - PRIOR YEA	-11,549.00	-11,549.00	-4,580.79	-298.62	.00	-6,968.21	39.7
202 400600 PEN & INT - PRIOR YEARS	-5,869.00	-5,869.00	-4,376.45	-136.51	.00	-1,492.55	74.6
202 470000 INTEREST INCOME	-1,200.00	-1,200.00	-21,315.78	-857.34	.00	20,115.78	1776.3
TOTAL UNDEFINED	-1,888,063.00	-1,888,063.00	-2,024,869.79	-2,987.06	.00	136,806.79	107.2%
200 DEBT SERVICE							
20220092 566100 DEBT SERVICE - PRI	695,000.00	695,000.00	695,000.00	.00	.00	.00	100.0

BUDGET SUMMARIES REPORT
ACCOUNT SUMMARY JULY 2023

FOR 2023 10

	ORIGINAL APPROP	REVISED BUDGET	YTD ACTUAL	MTD ACTUAL	ENCUMBRANCES	AVAILABLE BUDGET	PCT USE/COL
20220092 566200 DEBT SERVICE - INT	1,193,063.00	1,193,063.00	601,643.73	.00	590,818.77	600.50	99.9
TOTAL DEBT SERVICE	1,888,063.00	1,888,063.00	1,296,643.73	.00	590,818.77	600.50	100.0%
TOTAL UNLIMITED TAX ROAD BONDS	.00	.00	-728,226.06	-2,987.06	590,818.77	137,407.29	100.0%
TOTAL REVENUES	-1,888,063.00	-1,888,063.00	-2,024,869.79	-2,987.06	.00	136,806.79	
TOTAL EXPENSES	1,888,063.00	1,888,063.00	1,296,643.73	.00	590,818.77	600.50	
203 GEN OB REFUNDING BOND SRS 2021							
000 UNDEFINED							
203 400100 CURRENT AD VALOREM TAXE	-732,357.00	-732,357.00	-783,586.22	-2,997.02	.00	51,229.22	107.0
203 400400 PEN & INT - CURRENT LEV	-3,050.00	-3,050.00	-5,745.31	-2,816.91	.00	2,695.31	188.4
203 400500 DELIQ TAXES - PRIOR YEA	-4,537.00	-4,537.00	-1,471.65	-1,117.22	.00	-3,065.35	32.4
203 400600 PEN & INT - PRIOR YEARS	-2,306.00	-2,306.00	-861.66	-510.71	.00	-1,444.34	37.4
203 470000 INTEREST INCOME	-50.00	-50.00	-23,607.24	-2,662.39	.00	23,557.24	*******
TOTAL UNDEFINED	-742,300.00	-742,300.00	-815,272.08	-10,104.25	.00	72,972.08	109.8%
200 DEBT SERVICE							
20320092 566100 DEBT SERVICE - PRI	670,000.00	670,000.00	670,000.00	.00	.00	.00	100.0
20320092 566200 DEBT SERVICE - INT	72,300.00	72,300.00	41,325.00	.00	30,875.00	100.00	99.9
TOTAL DEBT SERVICE	742,300.00	742,300.00	711,325.00	.00	30,875.00	100.00	100.0%
TOTAL GEN OB REFUNDING BOND SR	.00	.00	-103,947.08	-10,104.25	30,875.00	73,072.08	100.0%
TOTAL REVENUES	-742,300.00	-742,300.00	-815,272.08	-10,104.25	.00	72,972.08	
TOTAL EXPENSES	742,300.00	742,300.00	711,325.00	.00	30,875.00	100.00	
206 GEN OB REFUNDING BOND SRS 2013							
000 UNDEFINED							
206 400100 CURRENT AD VALOREM TAXE	-710,797.00	-710,797.00	.00	.00	.00	-710,797.00	.0

BUDGET SUMMARIES REPORT
ACCOUNT SUMMARY JULY 2023

FOR 2023 10

206 GEN OB REFUNDING BOND SRS 2013	ORIGINAL APPROP	REVISED BUDGET	YTD ACTUAL	MTD ACTUAL	ENCUMBRANCES	AVAILABLE BUDGET	PCT USE/COL
206 400400 PEN & INT - CURRENT LEV	-2,914.00	-2,914.00	.00	.00	.00	-2,914.00	.0
206 400500 DELIQ TAXES - PRIOR YEA	-4,336.00	-4,336.00	.00	.00	.00	-4,336.00	.0
206 400600 PEN & INT - PRIOR YEARS	-2,203.00	-2,203.00	.00	.00	.00	-2,203.00	.0
206 470000 INTEREST INCOME	-1,000.00	-1,000.00	.00	.00	.00	-1,000.00	.0
206 736100 DRAW FROM RESERVES	-74,800.00	-74,800.00	.00	.00	.00	-74,800.00	.0
TOTAL UNDEFINED	-796,050.00	-796,050.00	.00	.00	.00	-796,050.00	.0%
200 DEBT SERVICE							
20620092 566100 DEBT SERVICE - PRI	655,000.00	655,000.00	.00	.00	.00	655,000.00	.0
20620092 566200 DEBT SERVICE - INT	141,050.00	141,050.00	.00	.00	.00	141,050.00	.0
TOTAL DEBT SERVICE	796,050.00	796,050.00	.00	.00	.00	796,050.00	.0%
TOTAL GEN OB REFUNDING BOND SR	.00	.00	.00	.00	.00	.00	.0%
TOTAL REVENUES	-796,050.00	-796,050.00	.00	.00	.00	-796,050.00	
TOTAL EXPENSES	796,050.00	796,050.00	.00	.00	.00	796,050.00	
208 SPECIAL TAX REVENUE BONDS 2020							
000 UNDEFINED							
208 470000 INTEREST INCOME	.00	.00	-31,321.43	-1,284.13	.00	31,321.43	100.0
208 736100 DRAW FROM RESERVES	-610,816.00	-610,816.00	.00	.00	.00	-610,816.00	.0
208 807900 XFER FROM VENUE HOT STV	-599,740.00	-599,740.00	-599,740.00	.00	.00	.00	100.0
TOTAL UNDEFINED	-1,210,556.00	-1,210,556.00	-631,061.43	-1,284.13	.00	-579,494.57	52.1%
200 DEBT SERVICE							
20820092 566100 DEBT SERVICE - PRI	470,000.00	470,000.00	.00	.00	.00	470,000.00	.0
20820092 566200 DEBT SERVICE - INT	135,278.00	135,278.00	67,788.75	.00	.00	67,489.25	50.1
20820092 566300 Debt Service Reser	605,278.00	605,278.00	.00	.00	.00	605,278.00	.0
TOTAL DEBT SERVICE	1,210,556.00	1,210,556.00	67,788.75	.00	.00	1,142,767.25	5.6%
TOTAL SPECIAL TAX REVENUE BOND	.00	.00	-563,272.68	-1,284.13	.00	563,272.68	100.0%
TOTAL REVENUES	-1,210,556.00	-1,210,556.00	-631,061.43	-1,284.13	.00	-579,494.57	
TOTAL EXPENSES	1,210,556.00	1,210,556.00	67,788.75	.00	.00	1,142,767.25	

BUDGET SUMMARIES REPORT
ACCOUNT SUMMARY JULY 2023

FOR 2023 10

301 MPO ROAD CONSTRUCTION	ORIGINAL APPROP	REVISED BUDGET	YTD ACTUAL	MTD ACTUAL	ENCUMBRANCES	AVAILABLE BUDGET	PCT USE/COL
301 MPO ROAD CONSTRUCTION							
000 UNDEFINED							
301 470000 INTEREST INCOME	-100.00	-100.00	-34,814.33	-742.15	.00	34,714.33	*******
301 801100 XFER FROM GENERAL FUND	-1,410,100.00	-1,410,100.00	-1,410,100.00	.00	.00	.00	100.0
TOTAL UNDEFINED	-1,410,200.00	-1,410,200.00	-1,444,914.33	-742.15	.00	34,714.33	102.5%
300 CAPITAL PROJECTS							
30130093 562200 CONTRACT SERVICES	1,410,200.00	1,410,200.00	909,146.04	95,160.52	500,853.96	200.00	100.0
TOTAL CAPITAL PROJECTS	1,410,200.00	1,410,200.00	909,146.04	95,160.52	500,853.96	200.00	100.0%
TOTAL MPO ROAD CONSTRUCTION	.00	.00	-535,768.29	94,418.37	500,853.96	34,914.33	100.0%
TOTAL REVENUES	-1,410,200.00	-1,410,200.00	-1,444,914.33	-742.15	.00	34,714.33	
TOTAL EXPENSES	1,410,200.00	1,410,200.00	909,146.04	95,160.52	500,853.96	200.00	
302 TAX ROAD BOND CONTRUCTION							
000 UNDEFINED							
302 470000 INTEREST INCOME	-60,000.00	-60,000.00	-1,590,387.33	-59,426.90	.00	1,530,387.33	2650.6
302 485500 BOND PROCEEDS	-53,525,000.00	-53,525,000.00	-46,427,856.18	.00	.00	-7,097,143.82	86.7
302 736100 DRAW FROM RESERVES	-33,056,624.00	-33,056,624.00	.00	.00	.00	-33,056,624.00	.0
TOTAL UNDEFINED	-86,641,624.00	-86,641,624.00	-48,018,243.51	-59,426.90	.00	-38,623,380.49	55.4%
300 CAPITAL PROJECTS							
30230093 520100 SUPPLIES/OTH OPER	.00	.00	4,550.04	.00	.00	-4,550.04	100.0
30230093 561400 PROFESSIONAL SERVI	12,920,000.00	12,920,000.00	1,451,715.96	226,489.60	3,280,511.54	8,187,772.50	36.6
30230093 562200 CONTRACT SERVICES	58,221,624.00	58,221,624.00	24,312,313.96	16,815,550.66	955,106.04	32,954,204.00	43.4

BUDGET SUMMARIES REPORT
ACCOUNT SUMMARY JULY 2023

FOR 2023 10

	ORIGINAL APPROP	REVISED BUDGET	YTD ACTUAL	MTD ACTUAL	ENCUMBRANCES	AVAILABLE BUDGET	PCT USE/COL
30230093 591600 RIGHT OF WAY EXPEN	15,500,000.00	15,500,000.00	6,725,035.13	351,663.77	1,775,926.89	6,999,037.98	54.8
TOTAL CAPITAL PROJECTS	86,641,624.00	86,641,624.00	32,493,615.09	17,393,704.03	6,011,544.47	48,136,464.44	44.4%
TOTAL TAX ROAD BOND CONTRUCTIO	.00	.00	-15,524,628.42	17,334,277.13	6,011,544.47	9,513,083.95	100.0%
TOTAL REVENUES	-86,641,624.00	-86,641,624.00	-48,018,243.51	-59,426.90	.00	-38,623,380.49	
TOTAL EXPENSES	86,641,624.00	86,641,624.00	32,493,615.09	17,393,704.03	6,011,544.47	48,136,464.44	
307 CRTC RENOVATIONS #2							
000 UNDEFINED							
307 470000 INTEREST INCOME	-4,000.00	-4,000.00	-57,274.05	-2,140.23	.00	53,274.05	1431.9
307 736100 DRAW FROM RESERVES	-1,900,000.00	-1,900,000.00	.00	.00	.00	-1,900,000.00	.0
307 801100 XFER FROM GENERAL FUND	-1,010,000.00	-1,010,000.00	.00	.00	.00	-1,010,000.00	.0
TOTAL UNDEFINED	-2,914,000.00	-2,914,000.00	-57,274.05	-2,140.23	.00	-2,856,725.95	2.0%
300 CAPITAL PROJECTS							
30730093 561400 PROFESSIONAL SERVI	143,000.00	255,182.00	134,997.24	6,345.01	70,597.76	49,587.00	80.6
30730093 610000 BUILDINGS	2,771,000.00	2,658,818.00	.00	.00	2,031,994.00	626,824.00	76.4
TOTAL CAPITAL PROJECTS	2,914,000.00	2,914,000.00	134,997.24	6,345.01	2,102,591.76	676,411.00	76.8%
TOTAL CRTC RENOVATIONS #2	.00	.00	77,723.19	4,204.78	2,102,591.76	-2,180,314.95	100.0%
TOTAL REVENUES	-2,914,000.00	-2,914,000.00	-57,274.05	-2,140.23	.00	-2,856,725.95	
TOTAL EXPENSES	2,914,000.00	2,914,000.00	134,997.24	6,345.01	2,102,591.76	676,411.00	
308 VENUE CAPITAL PROJECT							
000 UNDEFINED							
308 470000 INTEREST INCOME	.00	.00	-18,509.50	-478.08	.00	18,509.50	100.0
308 736100 DRAW FROM RESERVES	-169,160.00	-169,160.00	.00	.00	.00	-169,160.00	.0
308 807900 XFER FROM VENUE HOT STV	.00	-745,531.00	-745,530.17	.00	.00	-.83	100.0

BUDGET SUMMARIES REPORT
ACCOUNT SUMMARY JULY 2023

FOR 2023 10

308 VENUE CAPITAL PROJECT	ORIGINAL APPROP	REVISED BUDGET	YTD ACTUAL	MTD ACTUAL	ENCUMBRANCES	AVAILABLE BUDGET	PCT USE/COL
TOTAL UNDEFINED	-169,160.00	-914,691.00	-764,039.67	-478.08	.00	-150,651.33	83.5%
300 CAPITAL PROJECTS							
30830093 561400 PROFESSIONAL SERVI	169,160.00	532,160.00	272,712.02	.00	1,775.00	257,672.98	51.6
30830093 630000 INFRASTRUCTURE	.00	745,531.00	745,530.17	.00	.00	.83	100.0
TOTAL CAPITAL PROJECTS	169,160.00	1,277,691.00	1,018,242.19	.00	1,775.00	257,673.81	79.8%
TOTAL VENUE CAPITAL PROJECT	.00	363,000.00	254,202.52	-478.08	1,775.00	107,022.48	70.5%
TOTAL REVENUES	-169,160.00	-914,691.00	-764,039.67	-478.08	.00	-150,651.33	
TOTAL EXPENSES	169,160.00	1,277,691.00	1,018,242.19	.00	1,775.00	257,673.81	
401 EMPLOYEE HEALTH BENEFIT							
000 UNDEFINED							
401 470000 INTEREST INCOME	-20,000.00	-20,000.00	-158,658.69	-3,942.21	.00	138,658.69	793.3
401 480600 INSURANCE REIMBURSEMENT	-50,000.00	-50,000.00	.00	.00	.00	-50,000.00	.0
401 483010 SURVIVOR SB872 INSURANC	-8,000.00	-8,000.00	.00	.00	.00	-8,000.00	.0
401 483100 COBRA INSURANCE PREMIUM	-10,000.00	-10,000.00	-5,423.70	-1,082.26	.00	-4,576.30	54.2
401 483200 RETIREE INSURANCE PREMI	-160,000.00	-160,000.00	-108,025.00	-12,635.00	.00	-51,975.00	67.5
401 484400 STOP LOSS REIMBURSEMENT	-250,000.00	-250,000.00	-205,314.78	-80,386.76	.00	-44,685.22	82.1
401 485100 EMPLOYEE MEDICAL SHARE	-1,700,000.00	-1,700,000.00	-1,352,578.14	-133,828.52	.00	-347,421.86	79.6
401 485200 COUNTY MEDICAL SHARE	-10,614,000.00	-10,614,000.00	-7,777,532.17	-758,538.49	.00	-2,836,467.83	73.3
401 489900 OTHER REVENUE	-25,000.00	-25,000.00	-4,742.04	.00	.00	-20,257.96	19.0
401 736100 DRAW FROM RESERVES	-1,888,000.00	-1,888,000.00	.00	.00	.00	-1,888,000.00	.0
TOTAL UNDEFINED	-14,725,000.00	-14,725,000.00	-9,612,274.52	-990,413.24	.00	-5,112,725.48	65.3%
400 BENEFITS							
40140094 561400 PROFESSIONAL SERVI	40,000.00	40,000.00	30,000.00	.00	.00	10,000.00	75.0
40140094 562200 CONTRACT SERVICES	705,000.00	705,000.00	666,760.75	98,932.16	7,361.25	30,878.00	95.6
40140094 581510 EMPLOYEE HEALTH BE	12,000,000.00	12,000,000.00	9,349,533.60	1,839,202.78	1,146,389.75	1,504,076.65	87.5
40140094 581600 HSA EMPLOYER CONTR	960,000.00	960,000.00	807,596.40	7,000.14	.00	152,403.60	84.1

BUDGET SUMMARIES REPORT
ACCOUNT SUMMARY JULY 2023

FOR 2023 10

		ORIGINAL APPROP	REVISED BUDGET	YTD ACTUAL	MTD ACTUAL	ENCUMBRANCES	AVAILABLE BUDGET	PCT USE/COL
40140094 581700	RETIREE HRA PAYMEN	170,000.00	170,000.00	152,610.30	14,885.17	.00	17,389.70	89.8
40140094 581800	MEDICAL STOP LOSS	850,000.00	850,000.00	740,888.16	.00	109,111.84	.00	100.0
TOTAL BENEFITS		14,725,000.00	14,725,000.00	11,747,389.21	1,960,020.25	1,262,862.84	1,714,747.95	88.4%
TOTAL EMPLOYEE HEALTH BENEFIT		.00	.00	2,135,114.69	969,607.01	1,262,862.84	-3,397,977.53	100.0%
	TOTAL REVENUES	-14,725,000.00	-14,725,000.00	-9,612,274.52	-990,413.24	.00	-5,112,725.48	
	TOTAL EXPENSES	14,725,000.00	14,725,000.00	11,747,389.21	1,960,020.25	1,262,862.84	1,714,747.95	
403 WORKERS COMPENSATION								
000 UNDEFINED								
403 470000	INTEREST INCOME	-20,000.00	-20,000.00	-289,245.56	-11,807.03	.00	269,245.56	1446.2
403 480600	INSURANCE REIMBURSEMENT	-10,000.00	-10,000.00	.00	.00	.00	-10,000.00	.0
403 485210	COUNTY W/C SHARE	-1,800,000.00	-1,800,000.00	-1,631,095.75	-157,883.32	.00	-168,904.25	90.6
403 489900	OTHER REVENUE	-500.00	-500.00	.00	.00	.00	-500.00	.0
TOTAL UNDEFINED		-1,830,500.00	-1,830,500.00	-1,920,341.31	-169,690.35	.00	89,841.31	104.9%
400 BENEFITS								
40340094 520100	SUPPLIES/OTH OPER	500.00	500.00	.00	.00	.00	500.00	.0
40340094 562200	CONTRACT SERVICES	150,000.00	150,000.00	42,472.00	4,240.00	76,129.00	31,399.00	79.1
40340094 580110	INSURANCE PREMIUM	250,000.00	250,000.00	201,338.00	.00	.00	48,662.00	80.5
40340094 581520	WORKERS COMP CLAIM	1,430,000.00	1,430,000.00	472,354.83	47,795.20	227,645.17	730,000.00	49.0
TOTAL BENEFITS		1,830,500.00	1,830,500.00	716,164.83	52,035.20	303,774.17	810,561.00	55.7%
TOTAL WORKERS COMPENSATION		.00	.00	-1,204,176.48	-117,655.15	303,774.17	900,402.31	100.0%
	TOTAL REVENUES	-1,830,500.00	-1,830,500.00	-1,920,341.31	-169,690.35	.00	89,841.31	
	TOTAL EXPENSES	1,830,500.00	1,830,500.00	716,164.83	52,035.20	303,774.17	810,561.00	
	GRAND TOTAL	.00	813,805.00	-66,334,825.58	22,844,772.57	29,075,732.48	38,072,898.10	-4578.4%

** END OF REPORT - Generated by Scott, Rhonda **

Budget Report

For Fiscal: 2022-2023 Period Ending 07/31/23

Group/Fund Summary

Lubbock County

BUDGET SUMMARIES REPORT
GROUP SUMMARY JULY 2023

FOR 2023 10

	ORIGINAL APPROP	REVISED BUDGET	YTD ACTUAL	MTD ACTUAL	ENCUMBRANCES	AVAILABLE BUDGET	PCT USE/COL
011 GENERAL FUND							
000 UNDEFINED	-123,001,199.00	-122,653,732.00	-105,095,020.66	-3,309,475.12	216.00	-17,558,927.34	85.7%
001 COMMISSIONERS' COURT	718,301.00	724,801.00	564,714.29	53,410.50	1,858.52	158,228.19	78.2%
002 COUNTY JUDGE	276,889.00	278,889.00	219,461.25	24,913.28	459.73	58,968.02	78.9%
003 COUNTY CLERK	1,435,017.00	1,435,017.00	945,607.34	99,077.20	11,434.78	477,974.88	66.7%
005 INFORMATION TECHNOLOGY SER	12,055,957.00	12,055,957.00	6,485,972.73	375,901.40	512,883.84	5,057,100.43	58.1%
007 NON DEPARTMENTAL	6,457,718.00	3,644,164.00	2,182,204.40	30,836.52	550,740.48	911,219.12	75.0%
009 TREASURER	489,860.00	489,860.00	405,282.43	33,819.74	3,337.01	81,240.56	83.4%
010 TAX ASSESSOR/COLLECTOR	2,309,836.00	2,309,836.00	1,637,219.17	157,625.17	7,204.39	665,412.44	71.2%
011 PURCHASING	595,440.00	595,440.00	426,733.11	37,377.35	8,236.36	160,470.53	73.1%
012 AUDITOR	1,526,010.00	1,526,010.00	953,125.33	91,462.92	1,640.15	571,244.52	62.6%
013 HUMAN RESOURCES	968,659.00	968,659.00	670,858.89	63,713.44	16,934.94	280,865.17	71.0%
014 COURTS	5,321,144.00	5,321,144.00	3,916,961.45	373,144.94	11,424.67	1,392,757.88	73.8%
015 APPELLATE COURTS	23,604.00	23,604.00	18,988.36	1,761.32	.00	4,615.64	80.4%
023 DISTRICT CLERK	1,999,882.00	1,999,882.00	1,470,079.41	159,113.13	21,602.50	508,200.09	74.6%
030 JUDICIAL COMPLIANCE	402,504.00	402,504.00	297,738.75	28,540.57	711.49	104,053.76	74.1%
031 JUSTICE OF THE PEACE PCT 1	384,003.00	384,003.00	299,895.27	28,347.29	579.87	83,527.86	78.2%
032 JUSTICE OF THE PEACE PCT 2	353,361.00	353,361.00	271,480.57	26,164.88	1,735.31	80,145.12	77.3%
033 JUSTICE OF THE PEACE PCT 3	409,738.00	409,738.00	307,949.53	31,625.32	1,382.40	100,406.07	75.5%
034 JUSTICE OF THE PEACE PCT 4	402,094.00	402,094.00	314,801.58	28,263.35	1,658.34	85,634.08	78.7%
038 CENTRAL JURY	377,260.00	377,260.00	183,781.58	5,022.38	7,316.52	186,161.90	50.7%
039 JUDICIAL	6,267,898.00	6,375,898.00	5,715,886.63	945,729.31	55,090.16	604,921.21	90.5%
040 DISTRICT ATTORNEY	8,521,178.00	8,531,692.00	6,001,579.32	562,829.92	148,806.54	2,381,306.14	72.1%
041 CONSTABLE PCT 1	101,321.00	110,961.00	78,815.73	7,052.50	3,670.74	28,474.53	74.3%
042 CONSTABLE PCT 2	99,588.00	99,588.00	70,166.36	6,628.22	1,516.60	27,905.04	72.0%
043 CONSTABLE PCT 3	102,282.00	102,282.00	61,224.00	5,914.43	1,951.36	39,106.64	61.8%
044 CONSTABLE PCT 4	152,401.00	152,401.00	114,423.73	7,002.80	3,011.09	34,966.18	77.1%
045 MEDICAL EXAMINER	2,760,855.00	2,760,855.00	2,129,751.33	152,400.97	269,130.13	361,973.54	86.9%
046 SHERIFF	19,288,225.00	19,477,977.00	14,361,613.93	1,309,280.04	1,101,568.82	4,014,794.25	79.4%
047 DETENTION CENTER	34,061,233.00	34,080,163.00	26,460,305.11	2,702,852.26	1,175,844.75	6,444,013.14	81.1%
048 INMATE TRANSPORTATION	843,290.00	2,843,290.00	1,172,576.24	45,655.95	1,429,898.44	240,815.32	91.5%
049 PUBLIC SAFETY	2,076,412.00	2,076,412.00	1,768,146.90	9,350.25	185,185.89	123,079.21	94.1%
057 COMM SUPERVISION & CORRECT	123,000.00	123,000.00	10,652.35	2,472.00	718.78	111,628.87	9.2%
061 FACILITY MAINTENANCE	8,138,005.00	8,258,558.00	5,304,300.42	569,116.65	852,656.50	2,101,601.08	74.6%
064 AUTO THEFT TASK FORCE	9,840.00	9,840.00	.00	.00	9,532.10	307.90	96.9%
068 GENERAL ASSISTANCE	519,463.00	519,463.00	345,936.57	34,858.32	1,171.31	172,355.12	66.8%
070 VETERAN'S AFFAIRS	72,260.00	72,260.00	56,843.27	4,746.15	.00	15,416.73	78.7%
072 TEXAS AgriLIFE EXT	473,403.00	473,403.00	280,295.41	23,422.01	6,270.08	186,837.51	60.5%
077 ELECTIONS	2,014,665.00	2,014,665.00	918,286.73	139,407.61	392,596.67	703,781.60	65.1%
089 LIBRARY SERVICES	291,658.00	291,658.00	239,785.00	.00	.00	51,873.00	82.2%
090 PUBLIC WORKS	576,945.00	576,945.00	411,478.44	39,453.13	5,429.98	160,036.58	72.3%
TOTAL REVENUES	-142,556,377.00	-143,095,307.00	-122,389,033.81	-4,016,516.41	216.00	-20,706,489.19	
TOTAL EXPENSES	142,556,377.00	143,095,109.00	104,368,936.06	8,925,334.51	6,805,191.24	31,920,981.70	

BUDGET SUMMARIES REPORT
GROUP SUMMARY JULY 2023

FOR 2023 10

020 CONSOLIDATED ROAD AND BRIDGE	ORIGINAL APPROP	REVISED BUDGET	YTD ACTUAL	MTD ACTUAL	ENCUMBRANCES	AVAILABLE BUDGET	PCT USE/COL
020 CONSOLIDATED ROAD AND BRIDGE							
000 UNDEFINED	-16,727,556.00	-16,868,656.00	-15,658,167.14	-294,709.28	.00	-1,210,488.86	92.8%
190 CONSOLIDATED ROAD AND BRID	16,727,556.00	16,868,656.00	9,527,469.87	781,844.18	4,168,343.94	3,172,842.19	81.2%
TOTAL REVENUES	-16,727,556.00	-16,868,656.00	-15,658,167.14	-294,709.28	.00	-1,210,488.86	
TOTAL EXPENSES	16,727,556.00	16,868,656.00	9,527,469.87	781,844.18	4,168,343.94	3,172,842.19	
031 PRECINCT 1 PARK							
000 UNDEFINED	-144,260.00	-144,260.00	-99,996.04	-1,713.44	.00	-44,263.96	69.3%
191 PRECINCT 1 PARK	144,260.00	144,260.00	47,617.01	4,437.51	6,931.45	89,711.54	37.8%
TOTAL REVENUES	-202,744.00	-202,744.00	-158,480.04	-1,713.44	.00	-44,263.96	
TOTAL EXPENSES	202,744.00	202,744.00	106,101.01	4,437.51	6,931.45	89,711.54	
032 SLATON/ROOSEVELT PARK							
000 UNDEFINED	-145,183.00	-145,183.00	-144,033.47	-1,438.97	.00	-1,149.53	99.2%
192 PRECINCT 2 PARK	145,183.00	148,713.00	72,179.42	5,506.27	26,663.96	49,869.62	66.5%
TOTAL REVENUES	-145,183.00	-145,183.00	-144,033.47	-1,438.97	.00	-1,149.53	
TOTAL EXPENSES	145,183.00	148,713.00	72,179.42	5,506.27	26,663.96	49,869.62	
033 IDALOU/NEW DEAL PARK							
000 UNDEFINED	-105,548.00	-105,548.00	-91,580.83	-1,783.41	.00	-13,967.17	86.8%
193 PRECINCT 3 PARK	105,548.00	145,903.00	88,000.57	4,463.69	4,431.98	53,470.45	63.4%
TOTAL REVENUES	-164,032.00	-164,032.00	-150,064.83	-1,783.41	.00	-13,967.17	
TOTAL EXPENSES	164,032.00	204,387.00	146,484.57	4,463.69	4,431.98	53,470.45	
034 SHALLOWATER PARK							
000 UNDEFINED	-141,147.00	-141,147.00	-91,941.01	-2,054.47	.00	-49,205.99	65.1%
194 PRECINCT 4 PARK	141,147.00	141,147.00	26,515.99	3,079.95	11,705.69	102,925.32	27.1%
TOTAL REVENUES	-199,631.00	-199,631.00	-150,425.01	-2,054.47	.00	-49,205.99	
TOTAL EXPENSES	199,631.00	199,631.00	84,999.99	3,079.95	11,705.69	102,925.32	
041 PERMANENT IMPROVEMENT							

BUDGET SUMMARIES REPORT
GROUP SUMMARY JULY 2023

FOR 2023 10

041 PERMANENT IMPROVEMENT	ORIGINAL APPROP	REVISED BUDGET	YTD ACTUAL	MTD ACTUAL	ENCUMBRANCES	AVAILABLE BUDGET	PCT USE/COL
000 UNDEFINED	-9,619,149.00	-12,265,232.00	2,255,247.59	-51,038.49	.00	-14,520,479.59	-18.4%
061 FACILITY MAINTENANCE	9,619,149.00	12,265,232.00	-93,236.48	339,948.44	3,376,112.39	8,982,356.09	26.8%
TOTAL REVENUES	-9,619,149.00	-12,785,232.00	2,255,247.59	-51,038.49	.00	-15,040,479.59	
TOTAL EXPENSES	9,619,149.00	12,785,232.00	-93,236.48	339,948.44	3,376,112.39	9,502,356.09	
043 LCETRZ NO1 TAX INCREMENT FUND							
000 UNDEFINED	-191,000.00	-191,000.00	-6,212.73	-240.94	.00	-184,787.27	3.3%
090 PUBLIC WORKS	191,000.00	191,000.00	.00	.00	.00	191,000.00	.0%
TOTAL REVENUES	-191,000.00	-191,000.00	-6,212.73	-240.94	.00	-184,787.27	
TOTAL EXPENSES	191,000.00	191,000.00	.00	.00	.00	191,000.00	
046 TJJD (P) JJAEP GRANT							
000 UNDEFINED	-80,000.00	-80,000.00	-18,234.50	.00	.00	-61,765.50	22.8%
051 JUVENILE PROBATION	80,000.00	80,000.00	.00	.00	.00	80,000.00	.0%
TOTAL REVENUES	-80,000.00	-80,000.00	-18,234.50	.00	.00	-61,765.50	
TOTAL EXPENSES	80,000.00	80,000.00	.00	.00	.00	80,000.00	
047 TJJD TJJD DSA RISK & NEEDS ASS							
000 UNDEFINED	-15,628.00	-15,628.00	-13,433.68	.00	.00	-2,194.32	86.0%
051 JUVENILE PROBATION	15,628.00	15,628.00	13,433.68	.00	.00	2,194.32	86.0%
TOTAL REVENUES	-15,628.00	-15,628.00	-13,433.68	.00	.00	-2,194.32	
TOTAL EXPENSES	15,628.00	15,628.00	13,433.68	.00	.00	2,194.32	
048 TJJD DSA RESIDENTIAL PROJECTS							
000 UNDEFINED	.00	-127,520.00	-116,897.00	-10,627.00	.00	-10,623.00	91.7%
051 JUVENILE PROBATION	.00	127,520.00	66,239.57	66,239.57	.00	61,280.43	51.9%
TOTAL REVENUES	.00	-127,520.00	-116,897.00	-10,627.00	.00	-10,623.00	
TOTAL EXPENSES	.00	127,520.00	66,239.57	66,239.57	.00	61,280.43	
049 TJJD DSA PREVENT/INTERVENTION							

BUDGET SUMMARIES REPORT
GROUP SUMMARY JULY 2023

FOR 2023 10

049 TJJD DSA PREVENT/INTERVENTION	ORIGINAL APPROP	REVISED BUDGET	YTD ACTUAL	MTD ACTUAL	ENCUMBRANCES	AVAILABLE BUDGET	PCT USE/COL
000 UNDEFINED	.00	-66,000.00	-66,000.00	-5,500.00	.00	.00	100.0%
051 JUVENILE PROBATION	.00	66,000.00	.00	.00	.00	66,000.00	.0%
TOTAL REVENUES	.00	-66,000.00	-66,000.00	-5,500.00	.00	.00	
TOTAL EXPENSES	.00	66,000.00	.00	.00	.00	66,000.00	
050 JUVENILE STAR PROGRAM							
000 UNDEFINED	-661,495.00	-625,490.00	-600,000.00	.00	.00	-25,490.00	95.9%
051 JUVENILE PROBATION	661,495.00	661,495.00	407,354.27	38,036.56	4,569.85	249,570.88	62.3%
TOTAL REVENUES	-661,495.00	-625,490.00	-600,000.00	.00	.00	-25,490.00	
TOTAL EXPENSES	661,495.00	661,495.00	407,354.27	38,036.56	4,569.85	249,570.88	
051 JUVENILE PROBATION							
000 UNDEFINED	-2,602,678.00	-2,354,604.00	-2,138,002.34	-714,187.06	.00	-216,601.66	90.8%
051 JUVENILE PROBATION	2,602,678.00	2,602,678.00	1,758,598.47	178,312.15	123,206.37	720,873.16	72.3%
TOTAL REVENUES	-12,085,221.00	-12,085,221.00	-7,253,899.91	-714,187.06	.00	-4,831,321.09	
TOTAL EXPENSES	12,085,221.00	12,333,295.00	6,874,496.04	178,312.15	123,206.37	5,335,592.59	
054 TJJD (A) JUV PROB COMM GRANT							
000 UNDEFINED	-2,201,578.00	-2,201,578.00	-1,795,384.16	-680,183.00	.00	-406,193.84	81.5%
051 JUVENILE PROBATION	2,201,578.00	2,201,578.00	1,144,642.97	82,497.93	106,655.61	950,279.42	56.8%
TOTAL REVENUES	-2,201,578.00	-2,201,578.00	-1,795,384.16	-680,183.00	.00	-406,193.84	
TOTAL EXPENSES	2,201,578.00	2,201,578.00	1,144,642.97	82,497.93	106,655.61	950,279.42	
055 JUVENILE DETENTION							
000 UNDEFINED	-5,432,696.00	-5,432,696.00	-2,100,172.34	-250,718.00	.00	-3,332,523.66	38.7%
051 JUVENILE PROBATION	5,432,696.00	5,432,696.00	3,108,944.46	329,447.83	85,357.92	2,238,393.62	58.8%
TOTAL REVENUES	-5,432,696.00	-5,432,696.00	-2,100,172.34	-250,718.00	.00	-3,332,523.66	
TOTAL EXPENSES	5,432,696.00	5,432,696.00	3,108,944.46	329,447.83	85,357.92	2,238,393.62	
057 JUVENILE FOOD SERVICE							

BUDGET SUMMARIES REPORT
GROUP SUMMARY JULY 2023

FOR 2023 10

057 JUVENILE FOOD SERVICE	ORIGINAL APPROP	REVISED BUDGET	YTD ACTUAL	MTD ACTUAL	ENCUMBRANCES	AVAILABLE BUDGET	PCT USE/COL
000 UNDEFINED	-419,096.00	-425,687.00	-240,392.65	-14,360.88	.00	-185,294.35	56.5%
051 JUVENILE PROBATION	419,096.00	425,687.00	316,262.61	28,179.60	23,919.59	85,504.80	79.9%
TOTAL REVENUES	-419,096.00	-425,687.00	-240,392.65	-14,360.88	.00	-185,294.35	
TOTAL EXPENSES	419,096.00	425,687.00	316,262.61	28,179.60	23,919.59	85,504.80	
064 TJJD (E) TITLE IV E GRANT							
000 UNDEFINED	-204,400.00	.00	-3,118.91	.00	.00	3,118.91	100.0%
051 JUVENILE PROBATION	204,400.00	.00	.00	.00	.00	.00	.0%
TOTAL REVENUES	-204,400.00	.00	-3,118.91	.00	.00	3,118.91	
TOTAL EXPENSES	204,400.00	.00	.00	.00	.00	.00	
067 CJD DWI COURT GRANT							
000 UNDEFINED	-32,951.00	-39,495.00	-23,991.42	.00	.00	-15,503.58	60.7%
014 COURTS	32,951.00	39,495.00	23,991.42	.00	440.00	15,063.58	61.9%
TOTAL REVENUES	-32,951.00	-39,495.00	-23,991.42	.00	.00	-15,503.58	
TOTAL EXPENSES	32,951.00	39,495.00	23,991.42	.00	440.00	15,063.58	
070 ON LINE ACCESS							
000 UNDEFINED	-185,000.00	-185,000.00	-9,737.38	-374.31	.00	-175,262.62	5.3%
014 COURTS	185,000.00	185,000.00	6,209.23	520.00	1,020.00	177,770.77	3.9%
TOTAL REVENUES	-185,000.00	-185,000.00	-9,737.38	-374.31	.00	-175,262.62	
TOTAL EXPENSES	185,000.00	185,000.00	6,209.23	520.00	1,020.00	177,770.77	
072 CJD DRUG COURT GRANT							
000 UNDEFINED	-44,092.00	-44,092.00	-29,706.68	-5,734.62	.00	-14,385.32	67.4%
014 COURTS	44,092.00	44,092.00	29,706.68	2,938.74	460.00	13,925.32	68.4%
TOTAL REVENUES	-44,092.00	-44,092.00	-29,706.68	-5,734.62	.00	-14,385.32	
TOTAL EXPENSES	44,092.00	44,092.00	29,706.68	2,938.74	460.00	13,925.32	
074 COUNTY DRUG COURT COURT COST							

BUDGET SUMMARIES REPORT
GROUP SUMMARY JULY 2023

FOR 2023 10

074 COUNTY DRUG COURT COURT COST	ORIGINAL APPROP	REVISED BUDGET	YTD ACTUAL	MTD ACTUAL	ENCUMBRANCES	AVAILABLE BUDGET	PCT USE/COL
000 UNDEFINED	-33,240.00	-33,240.00	-26,898.46	-2,062.26	.00	-6,341.54	80.9%
014 COURTS	33,240.00	33,240.00	615.67	.00	403.62	32,220.71	3.1%
TOTAL REVENUES	-33,240.00	-33,240.00	-26,898.46	-2,062.26	.00	-6,341.54	
TOTAL EXPENSES	33,240.00	33,240.00	615.67	.00	403.62	32,220.71	
075 DISPUTE RESOLUTION							
000 UNDEFINED	-379,026.00	-395,875.00	-267,525.13	-22,330.93	.00	-128,349.87	67.6%
075 DISPUTE RESOLUTION	379,026.00	395,875.00	336,235.14	31,452.75	3,766.96	55,872.90	85.9%
TOTAL REVENUES	-379,026.00	-396,026.00	-312,954.45	-22,330.93	.00	-83,071.55	
TOTAL EXPENSES	379,026.00	396,026.00	381,664.46	31,452.75	3,766.96	10,594.58	
076 USDA AG MEDIATION GRANT							
000 UNDEFINED	-420,000.00	-420,000.00	-167,147.24	.00	.00	-252,852.76	39.8%
076 USDA AG MEDIATION GRANT	420,000.00	420,000.00	186,392.60	19,245.36	6.87	233,600.53	44.4%
TOTAL REVENUES	-420,000.00	-420,000.00	-167,147.24	.00	.00	-252,852.76	
TOTAL EXPENSES	420,000.00	420,000.00	186,392.60	19,245.36	6.87	233,600.53	
077 DOMESTIC RELATIONS OFFICE							
000 UNDEFINED	-212,344.00	-248,344.00	-157,085.32	-9,034.70	.00	-91,258.68	63.3%
075 DISPUTE RESOLUTION	212,344.00	251,544.00	151,594.45	14,403.82	426.21	99,523.34	60.4%
TOTAL REVENUES	-212,344.00	-248,344.00	-157,085.32	-9,034.70	.00	-91,258.68	
TOTAL EXPENSES	212,344.00	251,544.00	151,594.45	14,403.82	426.21	99,523.34	
078 MEDIATION & MENTAL HEALTH GRAN							
000 UNDEFINED	.00	-2,397.00	-1,889.10	.00	.00	-507.90	78.8%
076 USDA AG MEDIATION GRANT	.00	2,397.00	1,889.10	.00	.00	507.90	78.8%
TOTAL REVENUES	.00	-2,397.00	-1,889.10	.00	.00	-507.90	
TOTAL EXPENSES	.00	2,397.00	1,889.10	.00	.00	507.90	
079 VENUE HOT & STVR TAX							

BUDGET SUMMARIES REPORT
GROUP SUMMARY JULY 2023

FOR 2023 10

079 VENUE HOT & STVR TAX	ORIGINAL APPROP	REVISED BUDGET	YTD ACTUAL	MTD ACTUAL	ENCUMBRANCES	AVAILABLE BUDGET	PCT USE/COL
000 UNDEFINED	-2,135,099.00	-1,389,729.00	-1,412,285.49	-325,580.91	.00	22,556.49	101.6%
001 COMMISSIONERS' COURT	2,135,099.00	1,389,568.00	70,882.23	-2,460.36	.00	1,318,685.77	5.1%
TOTAL REVENUES	-2,735,000.00	-2,735,000.00	-2,757,555.66	-325,580.91	.00	22,555.66	
TOTAL EXPENSES	2,735,000.00	2,734,839.00	1,416,152.40	-2,460.36	.00	1,318,686.60	
081 LAW LIBRARY							
000 UNDEFINED	-201,110.00	-201,110.00	-167,326.19	-13,354.29	.00	-33,783.81	83.2%
081 LAW LIBRARY	201,110.00	201,110.00	172,189.02	12,448.45	13,354.16	15,566.82	92.3%
TOTAL REVENUES	-201,110.00	-201,110.00	-167,326.19	-13,354.29	.00	-33,783.81	
TOTAL EXPENSES	201,110.00	201,110.00	172,189.02	12,448.45	13,354.16	15,566.82	
083 ELECTION SERVICES							
000 UNDEFINED	-769,775.00	-769,775.00	-371,875.97	342,680.83	.00	-397,899.03	48.3%
077 ELECTIONS	769,775.00	769,775.00	372,843.41	-42,240.31	35,124.51	361,807.08	53.0%
TOTAL REVENUES	-769,775.00	-769,775.00	-371,875.97	342,680.83	.00	-397,899.03	
TOTAL EXPENSES	769,775.00	769,775.00	372,843.41	-42,240.31	35,124.51	361,807.08	
084 HELP AMERICA VOTE ACT							
000 UNDEFINED	-4,024,697.00	-4,024,697.00	-325.64	.00	.00	-4,024,371.36	.0%
077 ELECTIONS	4,024,697.00	4,024,697.00	.00	.00	.00	4,024,697.00	.0%
TOTAL REVENUES	-4,024,697.00	-4,024,697.00	-325.64	.00	.00	-4,024,371.36	
TOTAL EXPENSES	4,024,697.00	4,024,697.00	.00	.00	.00	4,024,697.00	
085 ELECTION ADMINISTRATION							
000 UNDEFINED	-64,000.00	-64,000.00	-70,523.86	-63,651.84	.00	6,523.86	110.2%
077 ELECTIONS	64,000.00	64,000.00	25,958.90	1,385.48	.00	38,041.10	40.6%
TOTAL REVENUES	-64,000.00	-64,000.00	-70,523.86	-63,651.84	.00	6,523.86	
TOTAL EXPENSES	64,000.00	64,000.00	25,958.90	1,385.48	.00	38,041.10	
086 ELECTION EQUIPMENT							

BUDGET SUMMARIES REPORT
GROUP SUMMARY JULY 2023

FOR 2023 10

086 ELECTION EQUIPMENT	ORIGINAL APPROP	REVISED BUDGET	YTD ACTUAL	MTD ACTUAL	ENCUMBRANCES	AVAILABLE BUDGET	PCT USE/COL
000 UNDEFINED	-75,100.00	-75,100.00	-288,822.25	-280,030.30	.00	213,722.25	384.6%
077 ELECTIONS	75,100.00	75,100.00	.00	.00	.00	75,100.00	.0%
TOTAL REVENUES	-75,100.00	-75,100.00	-288,822.25	-280,030.30	.00	213,722.25	
TOTAL EXPENSES	75,100.00	75,100.00	.00	.00	.00	75,100.00	
090 DIST CLK RECORDS MGT. AND PRES							
000 UNDEFINED	-43,302.00	-43,302.00	-1,860.06	-86.24	.00	-41,441.94	4.3%
023 DISTRICT CLERK	43,302.00	43,302.00	22,029.31	705.04	3,450.00	17,822.69	58.8%
TOTAL REVENUES	-43,302.00	-43,302.00	-1,860.06	-86.24	.00	-41,441.94	
TOTAL EXPENSES	43,302.00	43,302.00	22,029.31	705.04	3,450.00	17,822.69	
091 CTY CLK RECORDS MGT. AND PRES							
000 UNDEFINED	-648,458.00	-648,458.00	-569,499.74	-49,409.99	.00	-78,958.26	87.8%
003 COUNTY CLERK	648,458.00	648,458.00	4,047.78	.00	.00	644,410.22	.6%
TOTAL REVENUES	-648,458.00	-648,458.00	-569,499.74	-49,409.99	.00	-78,958.26	
TOTAL EXPENSES	648,458.00	648,458.00	4,047.78	.00	.00	644,410.22	
092 CTY RECORDS MGT. AND PRES							
000 UNDEFINED	-86,201.00	-86,201.00	-152,206.33	-14,682.72	.00	66,005.33	176.6%
001 COMMISSIONERS' COURT	86,201.00	86,201.00	63,722.86	6,060.86	.00	22,478.14	73.9%
TOTAL REVENUES	-86,201.00	-86,201.00	-152,206.33	-14,682.72	.00	66,005.33	
TOTAL EXPENSES	86,201.00	86,201.00	63,722.86	6,060.86	.00	22,478.14	
093 COURTHOUSE SECURITY							
000 UNDEFINED	-115,171.00	-115,171.00	-144,668.18	-13,981.87	.00	29,497.18	125.6%
046 SHERIFF	115,171.00	115,171.00	125,146.21	10,641.01	2,129.11	-12,104.32	110.5%
TOTAL REVENUES	-115,171.00	-115,171.00	-144,668.18	-13,981.87	.00	29,497.18	
TOTAL EXPENSES	115,171.00	115,171.00	125,146.21	10,641.01	2,129.11	-12,104.32	
094 COURT RECORD PRESERVATION							

BUDGET SUMMARIES REPORT
GROUP SUMMARY JULY 2023

FOR 2023 10

094 COURT RECORD PRESERVATION	ORIGINAL APPROP	REVISED BUDGET	YTD ACTUAL	MTD ACTUAL	ENCUMBRANCES	AVAILABLE BUDGET	PCT USE/COL
000 UNDEFINED	-48,600.00	-48,600.00	-8,641.70	-320.00	.00	-39,958.30	17.8%
001 COMMISSIONERS' COURT	48,600.00	48,600.00	19,061.06	19,061.06	500.00	29,038.94	40.2%
TOTAL REVENUES	-48,600.00	-48,600.00	-8,641.70	-320.00	.00	-39,958.30	
TOTAL EXPENSES	48,600.00	48,600.00	19,061.06	19,061.06	500.00	29,038.94	
095 LOCAL TRUANCY PREVENT & DIVERS							
000 UNDEFINED	-20,015.00	-20,015.00	-13,298.11	-1,053.35	.00	-6,716.89	66.4%
001 COMMISSIONERS' COURT	20,015.00	20,015.00	120.00	.00	.00	19,895.00	.6%
TOTAL REVENUES	-20,015.00	-20,015.00	-13,298.11	-1,053.35	.00	-6,716.89	
TOTAL EXPENSES	20,015.00	20,015.00	120.00	.00	.00	19,895.00	
096 HISTORICAL COMMISSION							
000 UNDEFINED	-18,300.00	-18,300.00	-5,998.03	-15.72	.00	-12,301.97	32.8%
001 COMMISSIONERS' COURT	18,300.00	18,300.00	7,531.18	25.00	6,050.00	4,718.82	74.2%
TOTAL REVENUES	-18,300.00	-18,300.00	-5,998.03	-15.72	.00	-12,301.97	
TOTAL EXPENSES	18,300.00	18,300.00	7,531.18	25.00	6,050.00	4,718.82	
097 CHILD ABUSE PREVENTION							
000 UNDEFINED	-1,525.00	-1,525.00	-290.08	-27.67	.00	-1,234.92	19.0%
001 COMMISSIONERS' COURT	1,525.00	1,525.00	1,525.00	20.00	.00	.00	100.0%
TOTAL REVENUES	-1,525.00	-1,525.00	-290.08	-27.67	.00	-1,234.92	
TOTAL EXPENSES	1,525.00	1,525.00	1,525.00	20.00	.00	.00	
099 CTY/DIST COURT TECHNOLOGY							
000 UNDEFINED	-4,500.00	-4,500.00	-5,709.15	-415.32	.00	1,209.15	126.9%
001 COMMISSIONERS' COURT	4,500.00	4,500.00	.00	.00	.00	4,500.00	.0%
TOTAL REVENUES	-4,500.00	-4,500.00	-5,709.15	-415.32	.00	1,209.15	
TOTAL EXPENSES	4,500.00	4,500.00	.00	.00	.00	4,500.00	
102 DIST COURT RECORDS TECHNOLOGY							

BUDGET SUMMARIES REPORT
GROUP SUMMARY JULY 2023

FOR 2023 10

102 DIST COURT RECORDS TECHNOLOGY	ORIGINAL APPROP	REVISED BUDGET	YTD ACTUAL	MTD ACTUAL	ENCUMBRANCES	AVAILABLE BUDGET	PCT USE/COL
000 UNDEFINED	-60,000.00	-60,000.00	-3,784.22	-134.66	.00	-56,215.78	6.3%
023 DISTRICT CLERK	60,000.00	60,000.00	57,183.20	57,183.20	.00	2,816.80	95.3%
TOTAL REVENUES	-60,000.00	-60,000.00	-3,784.22	-134.66	.00	-56,215.78	
TOTAL EXPENSES	60,000.00	60,000.00	57,183.20	57,183.20	.00	2,816.80	
103 COUNTY CLERK RECORDS ARCHIVES							
000 UNDEFINED	-1,480,000.00	-1,480,000.00	-522,386.65	-47,329.06	.00	-957,613.35	35.3%
003 COUNTY CLERK	1,480,000.00	1,480,000.00	30,778.95	1,484.65	219,196.85	1,230,024.20	16.9%
TOTAL REVENUES	-1,480,000.00	-1,480,000.00	-522,386.65	-47,329.06	.00	-957,613.35	
TOTAL EXPENSES	1,480,000.00	1,480,000.00	30,778.95	1,484.65	219,196.85	1,230,024.20	
105 COMMUNITY/ECONOMIC DEV PRG							
000 UNDEFINED	-24,710.00	-24,710.00	-15,852.22	-556.15	.00	-8,857.78	64.2%
002 COUNTY JUDGE	24,710.00	124,710.00	95,804.58	1,506.55	750.00	28,155.42	77.4%
TOTAL REVENUES	-24,710.00	-24,710.00	-15,852.22	-556.15	.00	-8,857.78	
TOTAL EXPENSES	24,710.00	124,710.00	95,804.58	1,506.55	750.00	28,155.42	
106 AMERICAN RESCUE PLAN ACT							
000 UNDEFINED	-30,372,468.00	-25,698,352.00	-26,758,270.33	-26,344.54	.00	1,059,918.33	104.1%
001 COMMISSIONERS' COURT	30,372,468.00	25,698,352.00	2,507,219.20	169,291.26	3,101,687.97	20,089,444.83	21.8%
TOTAL REVENUES	-34,372,468.00	-29,698,352.00	-30,758,270.33	-26,344.54	.00	1,059,918.33	
TOTAL EXPENSES	34,372,468.00	29,698,352.00	6,507,219.20	169,291.26	3,101,687.97	20,089,444.83	
108 JP1 JUSTICE COURT TECHNOLOGY							
000 UNDEFINED	-28,801.00	-28,801.00	-6,070.74	-415.16	.00	-22,730.26	21.1%
001 COMMISSIONERS' COURT	28,801.00	28,801.00	977.93	.00	2,022.07	25,801.00	10.4%
TOTAL REVENUES	-28,801.00	-28,801.00	-6,070.74	-415.16	.00	-22,730.26	
TOTAL EXPENSES	28,801.00	28,801.00	977.93	.00	2,022.07	25,801.00	
109 JP2 JUSTICE COURT TECHNOLOGY							

BUDGET SUMMARIES REPORT
GROUP SUMMARY JULY 2023

FOR 2023 10

109 JP2 JUSTICE COURT TECHNOLOGY	ORIGINAL APPROP	REVISED BUDGET	YTD ACTUAL	MTD ACTUAL	ENCUMBRANCES	AVAILABLE BUDGET	PCT USE/COL
000 UNDEFINED	-20,000.00	-20,000.00	-4,628.26	-298.09	.00	-15,371.74	23.1%
001 COMMISSIONERS' COURT	20,000.00	20,000.00	.00	.00	.00	20,000.00	.0%
TOTAL REVENUES	-20,000.00	-20,000.00	-4,628.26	-298.09	.00	-15,371.74	
TOTAL EXPENSES	20,000.00	20,000.00	.00	.00	.00	20,000.00	
110 JP3 JUSTICE COURT TECHNOLOGY							
000 UNDEFINED	-20,518.00	-20,518.00	-1,978.58	-129.41	.00	-18,539.42	9.6%
001 COMMISSIONERS' COURT	20,518.00	20,518.00	5,112.87	37.00	427.74	14,977.39	27.0%
TOTAL REVENUES	-20,518.00	-20,518.00	-1,978.58	-129.41	.00	-18,539.42	
TOTAL EXPENSES	20,518.00	20,518.00	5,112.87	37.00	427.74	14,977.39	
111 JP4 JUSTICE COURT TECHNOLOGY							
000 UNDEFINED	-8,550.00	-8,550.00	-6,692.98	-401.16	.00	-1,857.02	78.3%
001 COMMISSIONERS' COURT	8,550.00	28,550.00	676.68	676.68	.00	27,873.32	2.4%
TOTAL REVENUES	-8,550.00	-8,550.00	-6,692.98	-401.16	.00	-1,857.02	
TOTAL EXPENSES	8,550.00	28,550.00	676.68	676.68	.00	27,873.32	
112 COURT FACILITY FEE							
000 UNDEFINED	-95,000.00	-95,000.00	-81,940.00	-7,740.45	.00	-13,060.00	86.3%
001 COMMISSIONERS' COURT	95,000.00	95,000.00	.00	.00	.00	95,000.00	.0%
TOTAL REVENUES	-95,000.00	-95,000.00	-81,940.00	-7,740.45	.00	-13,060.00	
TOTAL EXPENSES	95,000.00	95,000.00	.00	.00	.00	95,000.00	
114 JUDICIAL EDUCATION & SUPPORT							
000 UNDEFINED	-5,568.00	-5,568.00	-4,187.29	-263.94	.00	-1,380.71	75.2%
001 COMMISSIONERS' COURT	5,568.00	5,568.00	.00	.00	.00	5,568.00	.0%
TOTAL REVENUES	-5,568.00	-5,568.00	-4,187.29	-263.94	.00	-1,380.71	
TOTAL EXPENSES	5,568.00	5,568.00	.00	.00	.00	5,568.00	
115 LANGUAGE ACCESS							

BUDGET SUMMARIES REPORT
GROUP SUMMARY JULY 2023

FOR 2023 10

115 LANGUAGE ACCESS	ORIGINAL APPROP	REVISED BUDGET	YTD ACTUAL	MTD ACTUAL	ENCUMBRANCES	AVAILABLE BUDGET	PCT USE/COL
000 UNDEFINED	-33,414.00	-33,414.00	-31,899.93	-3,022.57	.00	-1,514.07	95.5%
001 COMMISSIONERS' COURT	33,414.00	33,414.00	.00	.00	.00	33,414.00	.0%
TOTAL REVENUES	-33,414.00	-33,414.00	-31,899.93	-3,022.57	.00	-1,514.07	
TOTAL EXPENSES	33,414.00	33,414.00	.00	.00	.00	33,414.00	
122 SHERIFF CONTRABAND							
000 UNDEFINED	-390,000.00	-390,000.00	-102,383.34	.00	.00	-287,616.66	26.3%
046 SHERIFF	390,000.00	390,000.00	150,649.47	.00	.00	239,350.53	38.6%
TOTAL REVENUES	-390,000.00	-390,000.00	-102,383.34	.00	.00	-287,616.66	
TOTAL EXPENSES	390,000.00	390,000.00	150,649.47	.00	.00	239,350.53	
124 INMATE SUPPLY							
000 UNDEFINED	-1,114,000.00	-1,114,000.00	-454,428.49	.00	.00	-659,571.51	40.8%
047 DETENTION CENTER	1,114,000.00	1,114,000.00	333,329.05	.00	.00	780,670.95	29.9%
TOTAL REVENUES	-1,114,000.00	-1,114,000.00	-454,428.49	.00	.00	-659,571.51	
TOTAL EXPENSES	1,114,000.00	1,114,000.00	333,329.05	.00	.00	780,670.95	
126 VINE GRANT							
000 UNDEFINED	-30,171.00	-30,171.00	-22,052.37	.00	.00	-8,118.63	73.1%
046 SHERIFF	30,171.00	30,171.00	14,701.58	.00	14,701.58	767.84	97.5%
TOTAL REVENUES	-30,171.00	-30,171.00	-22,052.37	.00	.00	-8,118.63	
TOTAL EXPENSES	30,171.00	30,171.00	14,701.58	.00	14,701.58	767.84	
128 HOMELAND SECURITY GRANT							
000 UNDEFINED	-150,700.00	-160,705.00	-103,911.68	-14,701.00	.00	-56,793.32	64.7%
046 SHERIFF	150,700.00	160,705.00	103,911.68	14,701.00	.00	56,793.32	64.7%
TOTAL REVENUES	-150,700.00	-160,705.00	-103,911.68	-14,701.00	.00	-56,793.32	
TOTAL EXPENSES	150,700.00	160,705.00	103,911.68	14,701.00	.00	56,793.32	
129 HAZARD MITIGATION GRANT-EM							

BUDGET SUMMARIES REPORT
GROUP SUMMARY JULY 2023

FOR 2023 10

129 HAZARD MITIGATION GRANT-EM	ORIGINAL APPROP	REVISED BUDGET	YTD ACTUAL	MTD ACTUAL	ENCUMBRANCES	AVAILABLE BUDGET	PCT USE/COL
000 UNDEFINED	-243,600.00	-243,600.00	.00	.00	.00	-243,600.00	.0%
046 SHERIFF	243,600.00	243,600.00	17,071.00	17,071.00	.00	226,529.00	7.0%
TOTAL REVENUES	-243,600.00	-243,600.00	.00	.00	.00	-243,600.00	
TOTAL EXPENSES	243,600.00	243,600.00	17,071.00	17,071.00	.00	226,529.00	
130 PROJECT SAFE NEIGHBORHOOD							
000 UNDEFINED	-81,753.00	-81,753.00	.00	.00	.00	-81,753.00	.0%
046 SHERIFF	81,753.00	81,753.00	.00	.00	.00	81,753.00	.0%
TOTAL REVENUES	-81,753.00	-81,753.00	.00	.00	.00	-81,753.00	
TOTAL EXPENSES	81,753.00	81,753.00	.00	.00	.00	81,753.00	
142 LEOSE SHERIFF							
000 UNDEFINED	-125,000.00	-125,000.00	-25,691.56	-186.14	.00	-99,308.44	20.6%
046 SHERIFF	125,000.00	125,000.00	10,577.87	.00	.00	114,422.13	8.5%
TOTAL REVENUES	-125,000.00	-125,000.00	-25,691.56	-186.14	.00	-99,308.44	
TOTAL EXPENSES	125,000.00	125,000.00	10,577.87	.00	.00	114,422.13	
145 SHERIFF COMMISSARY SALARY							
000 UNDEFINED	-771,814.00	-771,814.00	-671,003.79	-63,821.73	.00	-100,810.21	86.9%
047 DETENTION CENTER	771,814.00	771,814.00	662,491.75	63,167.50	.00	109,322.25	85.8%
TOTAL REVENUES	-771,814.00	-771,814.00	-671,003.79	-63,821.73	.00	-100,810.21	
TOTAL EXPENSES	771,814.00	771,814.00	662,491.75	63,167.50	.00	109,322.25	
146 LECD EMER COMMUNICATION GRANT							
000 UNDEFINED	.00	-11,799.00	.00	.00	.00	-11,799.00	.0%
046 SHERIFF	.00	11,799.00	9,079.28	.00	1,467.00	1,252.72	89.4%
TOTAL REVENUES	.00	-11,799.00	.00	.00	.00	-11,799.00	
TOTAL EXPENSES	.00	11,799.00	9,079.28	.00	1,467.00	1,252.72	
150 TAG GRANT							

BUDGET SUMMARIES REPORT
GROUP SUMMARY JULY 2023

FOR 2023 10

150 TAG GRANT	ORIGINAL APPROP	REVISED BUDGET	YTD ACTUAL	MTD ACTUAL	ENCUMBRANCES	AVAILABLE BUDGET	PCT USE/COL
000 UNDEFINED	-1,859,810.00	-1,859,810.00	-705,393.09	-58,437.56	.00	-1,154,416.91	37.9%
046 SHERIFF	1,859,810.00	1,859,810.00	705,393.09	55,645.18	109,761.55	1,044,655.36	43.8%
TOTAL REVENUES	-1,859,810.00	-1,859,810.00	-705,393.09	-58,437.56	.00	-1,154,416.91	
TOTAL EXPENSES	1,859,810.00	1,859,810.00	705,393.09	55,645.18	109,761.55	1,044,655.36	
161 CDA BUSINESS CRIMES							
000 UNDEFINED	-108,500.00	-108,500.00	-51,802.24	.00	.00	-56,697.76	47.7%
040 DISTRICT ATTORNEY	108,500.00	108,500.00	31,251.83	312.27	.00	77,248.17	28.8%
TOTAL REVENUES	-108,500.00	-108,500.00	-51,802.24	.00	.00	-56,697.76	
TOTAL EXPENSES	108,500.00	108,500.00	31,251.83	312.27	.00	77,248.17	
163 CDA CONTRABAND							
000 UNDEFINED	-76,500.00	-76,500.00	-80,080.38	.00	.00	3,580.38	104.7%
040 DISTRICT ATTORNEY	76,500.00	76,500.00	62,858.90	300.00	.00	13,641.10	82.2%
TOTAL REVENUES	-76,500.00	-76,500.00	-80,080.38	.00	.00	3,580.38	
TOTAL EXPENSES	76,500.00	76,500.00	62,858.90	300.00	.00	13,641.10	
164 CDA SPATTF GRANT							
000 UNDEFINED	-895,216.00	-937,980.00	-686,833.93	-20,338.11	.00	-251,146.07	73.2%
040 DISTRICT ATTORNEY	895,216.00	937,980.00	751,064.14	75,270.91	10,184.32	176,731.54	81.2%
TOTAL REVENUES	-895,216.00	-937,980.00	-686,833.93	-20,338.11	.00	-251,146.07	
TOTAL EXPENSES	895,216.00	937,980.00	751,064.14	75,270.91	10,184.32	176,731.54	
166 CDA JAG GRANT							
000 UNDEFINED	-153,256.00	-258,203.00	-267,699.24	-779.61	.00	9,496.24	103.7%
040 DISTRICT ATTORNEY	153,256.00	258,203.00	70,492.88	4,978.00	.00	187,710.12	27.3%
TOTAL REVENUES	-153,256.00	-258,203.00	-267,699.24	-779.61	.00	9,496.24	
TOTAL EXPENSES	153,256.00	258,203.00	70,492.88	4,978.00	.00	187,710.12	
168 CDA Border Prosecution Unit							

BUDGET SUMMARIES REPORT
GROUP SUMMARY JULY 2023

FOR 2023 10

168 CDA Border Prosecution Unit	ORIGINAL APPROP	REVISED BUDGET	YTD ACTUAL	MTD ACTUAL	ENCUMBRANCES	AVAILABLE BUDGET	PCT USE/COL
000 UNDEFINED	-149,762.00	-149,762.00	-52,893.09	.00	.00	-96,868.91	35.3%
040 DISTRICT ATTORNEY	149,762.00	149,762.00	52,893.09	.00	.00	96,868.91	35.3%
TOTAL REVENUES	-149,762.00	-149,762.00	-52,893.09	.00	.00	-96,868.91	
TOTAL EXPENSES	149,762.00	149,762.00	52,893.09	.00	.00	96,868.91	
171 CDA VOCA VICTIM ADV PROJECT							
000 UNDEFINED	-155,108.00	-155,108.00	-115,098.24	-10,947.69	.00	-40,009.76	74.2%
040 DISTRICT ATTORNEY	155,108.00	155,108.00	116,148.80	11,998.25	.00	38,959.20	74.9%
TOTAL REVENUES	-155,108.00	-155,108.00	-115,098.24	-10,947.69	.00	-40,009.76	
TOTAL EXPENSES	155,108.00	155,108.00	116,148.80	11,998.25	.00	38,959.20	
201 GEN OB REFUNDING BOND SRS 2016							
000 UNDEFINED	-5,735,375.00	-5,735,375.00	-6,149,730.34	.00	.00	414,355.34	107.2%
200 DEBT SERVICE	5,735,375.00	5,735,375.00	5,735,193.00	.00	.00	182.00	100.0%
TOTAL REVENUES	-5,735,375.00	-5,735,375.00	-6,149,730.34	.00	.00	414,355.34	
TOTAL EXPENSES	5,735,375.00	5,735,375.00	5,735,193.00	.00	.00	182.00	
202 UNLIMITED TAX ROAD BONDS							
000 UNDEFINED	-1,888,063.00	-1,888,063.00	-2,024,869.79	-2,987.06	.00	136,806.79	107.2%
200 DEBT SERVICE	1,888,063.00	1,888,063.00	1,296,643.73	.00	590,818.77	600.50	100.0%
TOTAL REVENUES	-1,888,063.00	-1,888,063.00	-2,024,869.79	-2,987.06	.00	136,806.79	
TOTAL EXPENSES	1,888,063.00	1,888,063.00	1,296,643.73	.00	590,818.77	600.50	
203 GEN OB REFUNDING BOND SRS 2021							
000 UNDEFINED	-742,300.00	-742,300.00	-815,272.08	-10,104.25	.00	72,972.08	109.8%
200 DEBT SERVICE	742,300.00	742,300.00	711,325.00	.00	30,875.00	100.00	100.0%
TOTAL REVENUES	-742,300.00	-742,300.00	-815,272.08	-10,104.25	.00	72,972.08	
TOTAL EXPENSES	742,300.00	742,300.00	711,325.00	.00	30,875.00	100.00	
206 GEN OB REFUNDING BOND SRS 2013							

BUDGET SUMMARIES REPORT
GROUP SUMMARY JULY 2023

FOR 2023 10

206 GEN OB REFUNDING BOND SRS 2013	ORIGINAL APPROP	REVISED BUDGET	YTD ACTUAL	MTD ACTUAL	ENCUMBRANCES	AVAILABLE BUDGET	PCT USE/COL
000 UNDEFINED	-796,050.00	-796,050.00	.00	.00	.00	-796,050.00	.0%
200 DEBT SERVICE	796,050.00	796,050.00	.00	.00	.00	796,050.00	.0%
TOTAL REVENUES	-796,050.00	-796,050.00	.00	.00	.00	-796,050.00	
TOTAL EXPENSES	796,050.00	796,050.00	.00	.00	.00	796,050.00	
208 SPECIAL TAX REVENUE BONDS 2020							
000 UNDEFINED	-1,210,556.00	-1,210,556.00	-631,061.43	-1,284.13	.00	-579,494.57	52.1%
200 DEBT SERVICE	1,210,556.00	1,210,556.00	67,788.75	.00	.00	1,142,767.25	5.6%
TOTAL REVENUES	-1,210,556.00	-1,210,556.00	-631,061.43	-1,284.13	.00	-579,494.57	
TOTAL EXPENSES	1,210,556.00	1,210,556.00	67,788.75	.00	.00	1,142,767.25	
301 MPO ROAD CONSTRUCTION							
000 UNDEFINED	-1,410,200.00	-1,410,200.00	-1,444,914.33	-742.15	.00	34,714.33	102.5%
300 CAPITAL PROJECTS	1,410,200.00	1,410,200.00	909,146.04	95,160.52	500,853.96	200.00	100.0%
TOTAL REVENUES	-1,410,200.00	-1,410,200.00	-1,444,914.33	-742.15	.00	34,714.33	
TOTAL EXPENSES	1,410,200.00	1,410,200.00	909,146.04	95,160.52	500,853.96	200.00	
302 TAX ROAD BOND CONTRUCTION							
000 UNDEFINED	-86,641,624.00	-86,641,624.00	-48,018,243.51	-59,426.90	.00	-38,623,380.49	55.4%
300 CAPITAL PROJECTS	86,641,624.00	86,641,624.00	32,493,615.09	17,393,704.03	6,011,544.47	48,136,464.44	44.4%
TOTAL REVENUES	-86,641,624.00	-86,641,624.00	-48,018,243.51	-59,426.90	.00	-38,623,380.49	
TOTAL EXPENSES	86,641,624.00	86,641,624.00	32,493,615.09	17,393,704.03	6,011,544.47	48,136,464.44	
307 CRTC RENOVATIONS #2							
000 UNDEFINED	-2,914,000.00	-2,914,000.00	-57,274.05	-2,140.23	.00	-2,856,725.95	2.0%
300 CAPITAL PROJECTS	2,914,000.00	2,914,000.00	134,997.24	6,345.01	2,102,591.76	676,411.00	76.8%
TOTAL REVENUES	-2,914,000.00	-2,914,000.00	-57,274.05	-2,140.23	.00	-2,856,725.95	
TOTAL EXPENSES	2,914,000.00	2,914,000.00	134,997.24	6,345.01	2,102,591.76	676,411.00	
308 VENUE CAPITAL PROJECT							

BUDGET SUMMARIES REPORT
GROUP SUMMARY JULY 2023

FOR 2023 10

308 VENUE CAPITAL PROJECT	ORIGINAL APPROP	REVISED BUDGET	YTD ACTUAL	MTD ACTUAL	ENCUMBRANCES	AVAILABLE BUDGET	PCT USE/COL
000 UNDEFINED	-169,160.00	-914,691.00	-764,039.67	-478.08	.00	-150,651.33	83.5%
300 CAPITAL PROJECTS	169,160.00	1,277,691.00	1,018,242.19	.00	1,775.00	257,673.81	79.8%
TOTAL REVENUES	-169,160.00	-914,691.00	-764,039.67	-478.08	.00	-150,651.33	
TOTAL EXPENSES	169,160.00	1,277,691.00	1,018,242.19	.00	1,775.00	257,673.81	
401 EMPLOYEE HEALTH BENEFIT							
000 UNDEFINED	-14,725,000.00	-14,725,000.00	-9,612,274.52	-990,413.24	.00	-5,112,725.48	65.3%
400 BENEFITS	14,725,000.00	14,725,000.00	11,747,389.21	1,960,020.25	1,262,862.84	1,714,747.95	88.4%
TOTAL REVENUES	-14,725,000.00	-14,725,000.00	-9,612,274.52	-990,413.24	.00	-5,112,725.48	
TOTAL EXPENSES	14,725,000.00	14,725,000.00	11,747,389.21	1,960,020.25	1,262,862.84	1,714,747.95	
403 WORKERS COMPENSATION							
000 UNDEFINED	-1,830,500.00	-1,830,500.00	-1,920,341.31	-169,690.35	.00	89,841.31	104.9%
400 BENEFITS	1,830,500.00	1,830,500.00	716,164.83	52,035.20	303,774.17	810,561.00	55.7%
TOTAL REVENUES	-1,830,500.00	-1,830,500.00	-1,920,341.31	-169,690.35	.00	89,841.31	
TOTAL EXPENSES	1,830,500.00	1,830,500.00	716,164.83	52,035.20	303,774.17	810,561.00	
GRAND TOTAL	.00	813,805.00	-66,334,825.58	22,844,772.57	29,075,732.48	38,072,898.10	-4578.4%

** END OF REPORT - Generated by Scott, Rhonda **

BUDGET SUMMARIES REPORT

FUND SUMMARY JULY 2023

FOR 2023 10

	ORIGINAL APPROP	REVISED BUDGET	YTD ACTUAL	MTD ACTUAL	ENCUMBRANCES	AVAILABLE BUDGET	PCT USE/COL
011 GENERAL FUND	.00	-198.00	-18,020,097.75	4,908,818.10	6,805,407.24	11,214,492.51	*******%
TOTAL REVENUES	-142,556,377.00	-143,095,307.00	-122,389,033.81	-4,016,516.41	216.00	-20,706,489.19	
TOTAL EXPENSES	142,556,377.00	143,095,109.00	104,368,936.06	8,925,334.51	6,805,191.24	31,920,981.70	
020 CONSOLIDATED ROAD AND BRID	.00	.00	-6,130,697.27	487,134.90	4,168,343.94	1,962,353.33	100.0%
TOTAL REVENUES	-16,727,556.00	-16,868,656.00	-15,658,167.14	-294,709.28	.00	-1,210,488.86	
TOTAL EXPENSES	16,727,556.00	16,868,656.00	9,527,469.87	781,844.18	4,168,343.94	3,172,842.19	
031 PRECINCT 1 PARK	.00	.00	-52,379.03	2,724.07	6,931.45	45,447.58	100.0%
TOTAL REVENUES	-202,744.00	-202,744.00	-158,480.04	-1,713.44	.00	-44,263.96	
TOTAL EXPENSES	202,744.00	202,744.00	106,101.01	4,437.51	6,931.45	89,711.54	
032 SLATON/ROOSEVELT PARK	.00	3,530.00	-71,854.05	4,067.30	26,663.96	48,720.09	-1280.2%
TOTAL REVENUES	-145,183.00	-145,183.00	-144,033.47	-1,438.97	.00	-1,149.53	
TOTAL EXPENSES	145,183.00	148,713.00	72,179.42	5,506.27	26,663.96	49,869.62	
033 IDALOU/NEW DEAL PARK	.00	40,355.00	-3,580.26	2,680.28	4,431.98	39,503.28	2.1%
TOTAL REVENUES	-164,032.00	-164,032.00	-150,064.83	-1,783.41	.00	-13,967.17	
TOTAL EXPENSES	164,032.00	204,387.00	146,484.57	4,463.69	4,431.98	53,470.45	
034 SHALLOWATER PARK	.00	.00	-65,425.02	1,025.48	11,705.69	53,719.33	100.0%
TOTAL REVENUES	-199,631.00	-199,631.00	-150,425.01	-2,054.47	.00	-49,205.99	
TOTAL EXPENSES	199,631.00	199,631.00	84,999.99	3,079.95	11,705.69	102,925.32	
041 PERMANENT IMPROVEMENT	.00	.00	2,162,011.11	288,909.95	3,376,112.39	-5,538,123.50	100.0%
TOTAL REVENUES	-9,619,149.00	-12,785,232.00	2,255,247.59	-51,038.49	.00	-15,040,479.59	
TOTAL EXPENSES	9,619,149.00	12,785,232.00	-93,236.48	339,948.44	3,376,112.39	9,502,356.09	
043 LCETRZ NO1 TAX INCREMENT F	.00	.00	-6,212.73	-240.94	.00	6,212.73	100.0%
TOTAL REVENUES	-191,000.00	-191,000.00	-6,212.73	-240.94	.00	-184,787.27	
TOTAL EXPENSES	191,000.00	191,000.00	.00	.00	.00	191,000.00	
046 TJJD (P) JJAEP GRANT	.00	.00	-18,234.50	.00	.00	18,234.50	100.0%
TOTAL REVENUES	-80,000.00	-80,000.00	-18,234.50	.00	.00	-61,765.50	
TOTAL EXPENSES	80,000.00	80,000.00	.00	.00	.00	80,000.00	
047 TJJD TJJD DSA RISK & NEEDS	.00	.00	.00	.00	.00	.00	.0%
TOTAL REVENUES	-15,628.00	-15,628.00	-13,433.68	.00	.00	-2,194.32	
TOTAL EXPENSES	15,628.00	15,628.00	13,433.68	.00	.00	2,194.32	
048 TJJD DSA RESIDENTIAL PROJE	.00	.00	-50,657.43	55,612.57	.00	50,657.43	100.0%
TOTAL REVENUES	.00	-127,520.00	-116,897.00	-10,627.00	.00	-10,623.00	
TOTAL EXPENSES	.00	127,520.00	66,239.57	66,239.57	.00	61,280.43	
049 TJJD DSA PREVENT/INTERVENT	.00	.00	-66,000.00	-5,500.00	.00	66,000.00	100.0%
TOTAL REVENUES	.00	-66,000.00	-66,000.00	-5,500.00	.00	.00	
TOTAL EXPENSES	.00	66,000.00	.00	.00	.00	66,000.00	
050 JUVENILE STAR PROGRAM	.00	36,005.00	-192,645.73	38,036.56	4,569.85	224,080.88	-522.4%
TOTAL REVENUES	-661,495.00	-625,490.00	-600,000.00	.00	.00	-25,490.00	
TOTAL EXPENSES	661,495.00	661,495.00	407,354.27	38,036.56	4,569.85	249,570.88	
051 JUVENILE PROBATION	.00	248,074.00	-379,403.87	-535,874.91	123,206.37	504,271.50	-103.3%
TOTAL REVENUES	-12,085,221.00	-12,085,221.00	-7,253,899.91	-714,187.06	.00	-4,831,321.09	
TOTAL EXPENSES	12,085,221.00	12,333,295.00	6,874,496.04	178,312.15	123,206.37	5,335,592.59	
054 TJJD (A) JUV PROB COMM GRA	.00	.00	-650,741.19	-597,685.07	106,655.61	544,085.58	100.0%
TOTAL REVENUES	-2,201,578.00	-2,201,578.00	-1,795,384.16	-680,183.00	.00	-406,193.84	
TOTAL EXPENSES	2,201,578.00	2,201,578.00	1,144,642.97	82,497.93	106,655.61	950,279.42	

BUDGET SUMMARIES REPORT

FUND SUMMARY JULY 2023

FOR 2023 10

055 JUVENILE DETENTION	ORIGINAL APPROP	REVISED BUDGET	YTD ACTUAL	MTD ACTUAL	ENCUMBRANCES	AVAILABLE BUDGET	PCT USE/COL
055 JUVENILE DETENTION	.00	.00	1,008,772.12	78,729.83	85,357.92	-1,094,130.04	100.0%
TOTAL REVENUES	-5,432,696.00	-5,432,696.00	-2,100,172.34	-250,718.00	.00	-3,332,523.66	
TOTAL EXPENSES	5,432,696.00	5,432,696.00	3,108,944.46	329,447.83	85,357.92	2,238,393.62	
057 JUVENILE FOOD SERVICE	.00	.00	75,869.96	13,818.72	23,919.59	-99,789.55	100.0%
TOTAL REVENUES	-419,096.00	-425,687.00	-240,392.65	-14,360.88	.00	-185,294.35	
TOTAL EXPENSES	419,096.00	425,687.00	316,262.61	28,179.60	23,919.59	85,504.80	
064 TJJD (E) TITLE IV E GRANT	.00	.00	-3,118.91	.00	.00	3,118.91	100.0%
TOTAL REVENUES	-204,400.00	.00	-3,118.91	.00	.00	3,118.91	
TOTAL EXPENSES	204,400.00	.00	.00	.00	.00	.00	
067 CJD DWI COURT GRANT	.00	.00	.00	.00	440.00	-440.00	100.0%
TOTAL REVENUES	-32,951.00	-39,495.00	-23,991.42	.00	.00	-15,503.58	
TOTAL EXPENSES	32,951.00	39,495.00	23,991.42	.00	440.00	15,063.58	
070 ON LINE ACCESS	.00	.00	-3,528.15	145.69	1,020.00	2,508.15	100.0%
TOTAL REVENUES	-185,000.00	-185,000.00	-9,737.38	-374.31	.00	-175,262.62	
TOTAL EXPENSES	185,000.00	185,000.00	6,209.23	520.00	1,020.00	177,770.77	
072 CJD DRUG COURT GRANT	.00	.00	.00	-2,795.88	460.00	-460.00	100.0%
TOTAL REVENUES	-44,092.00	-44,092.00	-29,706.68	-5,734.62	.00	-14,385.32	
TOTAL EXPENSES	44,092.00	44,092.00	29,706.68	2,938.74	460.00	13,925.32	
074 COUNTY DRUG COURT COURT CO	.00	.00	-26,282.79	-2,062.26	403.62	25,879.17	100.0%
TOTAL REVENUES	-33,240.00	-33,240.00	-26,898.46	-2,062.26	.00	-6,341.54	
TOTAL EXPENSES	33,240.00	33,240.00	615.67	.00	403.62	32,220.71	
075 DISPUTE RESOLUTION	.00	.00	68,710.01	9,121.82	3,766.96	-72,476.97	100.0%
TOTAL REVENUES	-379,026.00	-396,026.00	-312,954.45	-22,330.93	.00	-83,071.55	
TOTAL EXPENSES	379,026.00	396,026.00	381,664.46	31,452.75	3,766.96	10,594.58	
076 USDA AG MEDIATION GRANT	.00	.00	19,245.36	19,245.36	6.87	-19,252.23	100.0%
TOTAL REVENUES	-420,000.00	-420,000.00	-167,147.24	.00	.00	-252,852.76	
TOTAL EXPENSES	420,000.00	420,000.00	186,392.60	19,245.36	6.87	233,600.53	
077 DOMESTIC RELATIONS OFFICE	.00	3,200.00	-5,490.87	5,369.12	426.21	8,264.66	-158.3%
TOTAL REVENUES	-212,344.00	-248,344.00	-157,085.32	-9,034.70	.00	-91,258.68	
TOTAL EXPENSES	212,344.00	251,544.00	151,594.45	14,403.82	426.21	99,523.34	
078 MEDIATION & MENTAL HEALTH	.00	.00	.00	.00	.00	.00	.0%
TOTAL REVENUES	.00	-2,397.00	-1,889.10	.00	.00	-507.90	
TOTAL EXPENSES	.00	2,397.00	1,889.10	.00	.00	507.90	
079 VENUE HOT & STVR TAX	.00	-161.00	-1,341,403.26	-328,041.27	.00	1,341,242.26	*******%
TOTAL REVENUES	-2,735,000.00	-2,735,000.00	-2,757,555.66	-325,580.91	.00	22,555.66	
TOTAL EXPENSES	2,735,000.00	2,734,839.00	1,416,152.40	-2,460.36	.00	1,318,686.60	
081 LAW LIBRARY	.00	.00	4,862.83	-905.84	13,354.16	-18,216.99	100.0%
TOTAL REVENUES	-201,110.00	-201,110.00	-167,326.19	-13,354.29	.00	-33,783.81	
TOTAL EXPENSES	201,110.00	201,110.00	172,189.02	12,448.45	13,354.16	15,566.82	
083 ELECTION SERVICES	.00	.00	967.44	300,440.52	35,124.51	-36,091.95	100.0%
TOTAL REVENUES	-769,775.00	-769,775.00	-371,875.97	342,680.83	.00	-397,899.03	
TOTAL EXPENSES	769,775.00	769,775.00	372,843.41	-42,240.31	35,124.51	361,807.08	
084 HELP AMERICA VOTE ACT	.00	.00	-325.64	.00	.00	325.64	100.0%
TOTAL REVENUES	-4,024,697.00	-4,024,697.00	-325.64	.00	.00	-4,024,371.36	
TOTAL EXPENSES	4,024,697.00	4,024,697.00	.00	.00	.00	4,024,697.00	

BUDGET SUMMARIES REPORT

FUND SUMMARY JULY 2023

FOR 2023 10

085 ELECTION ADMINISTRATION	ORIGINAL APPROP	REVISED BUDGET	YTD ACTUAL	MTD ACTUAL	ENCUMBRANCES	AVAILABLE BUDGET	PCT USE/COL
085 ELECTION ADMINISTRATION	.00	.00	-44,564.96	-62,266.36	.00	44,564.96	100.0%
TOTAL REVENUES	-64,000.00	-64,000.00	-70,523.86	-63,651.84	.00	6,523.86	
TOTAL EXPENSES	64,000.00	64,000.00	25,958.90	1,385.48	.00	38,041.10	
086 ELECTION EQUIPMENT	.00	.00	-288,822.25	-280,030.30	.00	288,822.25	100.0%
TOTAL REVENUES	-75,100.00	-75,100.00	-288,822.25	-280,030.30	.00	213,722.25	
TOTAL EXPENSES	75,100.00	75,100.00	.00	.00	.00	75,100.00	
090 DIST CLK RECORDS MGT. AND	.00	.00	20,169.25	618.80	3,450.00	-23,619.25	100.0%
TOTAL REVENUES	-43,302.00	-43,302.00	-1,860.06	-86.24	.00	-41,441.94	
TOTAL EXPENSES	43,302.00	43,302.00	22,029.31	705.04	3,450.00	17,822.69	
091 CTY CLK RECORDS MGT. AND P	.00	.00	-565,451.96	-49,409.99	.00	565,451.96	100.0%
TOTAL REVENUES	-648,458.00	-648,458.00	-569,499.74	-49,409.99	.00	-78,958.26	
TOTAL EXPENSES	648,458.00	648,458.00	4,047.78	.00	.00	644,410.22	
092 CTY RECORDS MGT. AND PRES	.00	.00	-88,483.47	-8,621.86	.00	88,483.47	100.0%
TOTAL REVENUES	-86,201.00	-86,201.00	-152,206.33	-14,682.72	.00	66,005.33	
TOTAL EXPENSES	86,201.00	86,201.00	63,722.86	6,060.86	.00	22,478.14	
093 COURTHOUSE SECURITY	.00	.00	-19,521.97	-3,340.86	2,129.11	17,392.86	100.0%
TOTAL REVENUES	-115,171.00	-115,171.00	-144,668.18	-13,981.87	.00	29,497.18	
TOTAL EXPENSES	115,171.00	115,171.00	125,146.21	10,641.01	2,129.11	-12,104.32	
094 COURT RECORD PRESERVATION	.00	.00	10,419.36	18,741.06	500.00	-10,919.36	100.0%
TOTAL REVENUES	-48,600.00	-48,600.00	-8,641.70	-320.00	.00	-39,958.30	
TOTAL EXPENSES	48,600.00	48,600.00	19,061.06	19,061.06	500.00	29,038.94	
095 LOCAL TRUANCY PREVENT & DI	.00	.00	-13,178.11	-1,053.35	.00	13,178.11	100.0%
TOTAL REVENUES	-20,015.00	-20,015.00	-13,298.11	-1,053.35	.00	-6,716.89	
TOTAL EXPENSES	20,015.00	20,015.00	120.00	.00	.00	19,895.00	
096 HISTORICAL COMMISSION	.00	.00	1,533.15	9.28	6,050.00	-7,583.15	100.0%
TOTAL REVENUES	-18,300.00	-18,300.00	-5,998.03	-15.72	.00	-12,301.97	
TOTAL EXPENSES	18,300.00	18,300.00	7,531.18	25.00	6,050.00	4,718.82	
097 CHILD ABUSE PREVENTION	.00	.00	1,234.92	-7.67	.00	-1,234.92	100.0%
TOTAL REVENUES	-1,525.00	-1,525.00	-290.08	-27.67	.00	-1,234.92	
TOTAL EXPENSES	1,525.00	1,525.00	1,525.00	20.00	.00	.00	
099 CTY/DIST COURT TECHNOLOGY	.00	.00	-5,709.15	-415.32	.00	5,709.15	100.0%
TOTAL REVENUES	-4,500.00	-4,500.00	-5,709.15	-415.32	.00	1,209.15	
TOTAL EXPENSES	4,500.00	4,500.00	.00	.00	.00	4,500.00	
102 DIST COURT RECORDS TECHNOL	.00	.00	53,398.98	57,048.54	.00	-53,398.98	100.0%
TOTAL REVENUES	-60,000.00	-60,000.00	-3,784.22	-134.66	.00	-56,215.78	
TOTAL EXPENSES	60,000.00	60,000.00	57,183.20	57,183.20	.00	2,816.80	
103 COUNTY CLERK RECORDS ARCHI	.00	.00	-491,607.70	-45,844.41	219,196.85	272,410.85	100.0%
TOTAL REVENUES	-1,480,000.00	-1,480,000.00	-522,386.65	-47,329.06	.00	-957,613.35	
TOTAL EXPENSES	1,480,000.00	1,480,000.00	30,778.95	1,484.65	219,196.85	1,230,024.20	
105 COMMUNITY/ECONOMIC DEV PRG	.00	100,000.00	79,952.36	950.40	750.00	19,297.64	80.7%
TOTAL REVENUES	-24,710.00	-24,710.00	-15,852.22	-556.15	.00	-8,857.78	
TOTAL EXPENSES	24,710.00	124,710.00	95,804.58	1,506.55	750.00	28,155.42	
106 AMERICAN RESCUE PLAN ACT	.00	.00	-24,251,051.13	142,946.72	3,101,687.97	21,149,363.16	100.0%
TOTAL REVENUES	-34,372,468.00	-29,698,352.00	-30,758,270.33	-26,344.54	.00	1,059,918.33	
TOTAL EXPENSES	34,372,468.00	29,698,352.00	6,507,219.20	169,291.26	3,101,687.97	20,089,444.83	

BUDGET SUMMARIES REPORT

FUND SUMMARY JULY 2023

FOR 2023 10

108 JP1 JUSTICE COURT TECHNOLOGY	ORIGINAL APPROP	REVISED BUDGET	YTD ACTUAL	MTD ACTUAL	ENCUMBRANCES	AVAILABLE BUDGET	PCT USE/COL
108 JP1 JUSTICE COURT TECHNOLO	.00	.00	-5,092.81	-415.16	2,022.07	3,070.74	100.0%
TOTAL REVENUES	-28,801.00	-28,801.00	-6,070.74	-415.16	.00	-22,730.26	
TOTAL EXPENSES	28,801.00	28,801.00	977.93	.00	2,022.07	25,801.00	
109 JP2 JUSTICE COURT TECHNOLO	.00	.00	-4,628.26	-298.09	.00	4,628.26	100.0%
TOTAL REVENUES	-20,000.00	-20,000.00	-4,628.26	-298.09	.00	-15,371.74	
TOTAL EXPENSES	20,000.00	20,000.00	.00	.00	.00	20,000.00	
110 JP3 JUSTICE COURT TECHNOLO	.00	.00	3,134.29	-92.41	427.74	-3,562.03	100.0%
TOTAL REVENUES	-20,518.00	-20,518.00	-1,978.58	-129.41	.00	-18,539.42	
TOTAL EXPENSES	20,518.00	20,518.00	5,112.87	37.00	427.74	14,977.39	
111 JP4 JUSTICE COURT TECHNOLO	.00	20,000.00	-6,016.30	275.52	.00	26,016.30	-30.1%
TOTAL REVENUES	-8,550.00	-8,550.00	-6,692.98	-401.16	.00	-1,857.02	
TOTAL EXPENSES	8,550.00	28,550.00	676.68	676.68	.00	27,873.32	
112 COURT FACILITY FEE	.00	.00	-81,940.00	-7,740.45	.00	81,940.00	100.0%
TOTAL REVENUES	-95,000.00	-95,000.00	-81,940.00	-7,740.45	.00	-13,060.00	
TOTAL EXPENSES	95,000.00	95,000.00	.00	.00	.00	95,000.00	
114 JUDICIAL EDUCATION & SUPPO	.00	.00	-4,187.29	-263.94	.00	4,187.29	100.0%
TOTAL REVENUES	-5,568.00	-5,568.00	-4,187.29	-263.94	.00	-1,380.71	
TOTAL EXPENSES	5,568.00	5,568.00	.00	.00	.00	5,568.00	
115 LANGUAGE ACCESS	.00	.00	-31,899.93	-3,022.57	.00	31,899.93	100.0%
TOTAL REVENUES	-33,414.00	-33,414.00	-31,899.93	-3,022.57	.00	-1,514.07	
TOTAL EXPENSES	33,414.00	33,414.00	.00	.00	.00	33,414.00	
122 SHERIFF CONTRABAND	.00	.00	48,266.13	.00	.00	-48,266.13	100.0%
TOTAL REVENUES	-390,000.00	-390,000.00	-102,383.34	.00	.00	-287,616.66	
TOTAL EXPENSES	390,000.00	390,000.00	150,649.47	.00	.00	239,350.53	
124 INMATE SUPPLY	.00	.00	-121,099.44	.00	.00	121,099.44	100.0%
TOTAL REVENUES	-1,114,000.00	-1,114,000.00	-454,428.49	.00	.00	-659,571.51	
TOTAL EXPENSES	1,114,000.00	1,114,000.00	333,329.05	.00	.00	780,670.95	
126 VINE GRANT	.00	.00	-7,350.79	.00	14,701.58	-7,350.79	100.0%
TOTAL REVENUES	-30,171.00	-30,171.00	-22,052.37	.00	.00	-8,118.63	
TOTAL EXPENSES	30,171.00	30,171.00	14,701.58	.00	14,701.58	767.84	
128 HOMELAND SECURITY GRANT	.00	.00	.00	.00	.00	.00	.0%
TOTAL REVENUES	-150,700.00	-160,705.00	-103,911.68	-14,701.00	.00	-56,793.32	
TOTAL EXPENSES	150,700.00	160,705.00	103,911.68	14,701.00	.00	56,793.32	
129 HAZARD MITIGATION GRANT-EM	.00	.00	17,071.00	17,071.00	.00	-17,071.00	100.0%
TOTAL REVENUES	-243,600.00	-243,600.00	.00	.00	.00	-243,600.00	
TOTAL EXPENSES	243,600.00	243,600.00	17,071.00	17,071.00	.00	226,529.00	
130 PROJECT SAFE NEIGHBORHOOD	.00	.00	.00	.00	.00	.00	.0%
TOTAL REVENUES	-81,753.00	-81,753.00	.00	.00	.00	-81,753.00	
TOTAL EXPENSES	81,753.00	81,753.00	.00	.00	.00	81,753.00	
142 LEOSE SHERIFF	.00	.00	-15,113.69	-186.14	.00	15,113.69	100.0%
TOTAL REVENUES	-125,000.00	-125,000.00	-25,691.56	-186.14	.00	-99,308.44	
TOTAL EXPENSES	125,000.00	125,000.00	10,577.87	.00	.00	114,422.13	
145 SHERIFF COMMISSARY SALARY	.00	.00	-8,512.04	-654.23	.00	8,512.04	100.0%
TOTAL REVENUES	-771,814.00	-771,814.00	-671,003.79	-63,821.73	.00	-100,810.21	
TOTAL EXPENSES	771,814.00	771,814.00	662,491.75	63,167.50	.00	109,322.25	

BUDGET SUMMARIES REPORT

FUND SUMMARY JULY 2023

FOR 2023 10

146 LECD EMER COMMUNICATION GRANT	ORIGINAL APPROP	REVISED BUDGET	YTD ACTUAL	MTD ACTUAL	ENCUMBRANCES	AVAILABLE BUDGET	PCT USE/COL
146 LECD EMER COMMUNICATION GR	.00	.00	9,079.28	.00	1,467.00	-10,546.28	100.0%
TOTAL REVENUES	.00	-11,799.00	.00	.00	.00	-11,799.00	
TOTAL EXPENSES	.00	11,799.00	9,079.28	.00	1,467.00	1,252.72	
150 TAG GRANT	.00	.00	.00	-2,792.38	109,761.55	-109,761.55	100.0%
TOTAL REVENUES	-1,859,810.00	-1,859,810.00	-705,393.09	-58,437.56	.00	-1,154,416.91	
TOTAL EXPENSES	1,859,810.00	1,859,810.00	705,393.09	55,645.18	109,761.55	1,044,655.36	
161 CDA BUSINESS CRIMES	.00	.00	-20,550.41	312.27	.00	20,550.41	100.0%
TOTAL REVENUES	-108,500.00	-108,500.00	-51,802.24	.00	.00	-56,697.76	
TOTAL EXPENSES	108,500.00	108,500.00	31,251.83	312.27	.00	77,248.17	
163 CDA CONTRABAND	.00	.00	-17,221.48	300.00	.00	17,221.48	100.0%
TOTAL REVENUES	-76,500.00	-76,500.00	-80,080.38	.00	.00	3,580.38	
TOTAL EXPENSES	76,500.00	76,500.00	62,858.90	300.00	.00	13,641.10	
164 CDA SPATTF GRANT	.00	.00	64,230.21	54,932.80	10,184.32	-74,414.53	100.0%
TOTAL REVENUES	-895,216.00	-937,980.00	-686,833.93	-20,338.11	.00	-251,146.07	
TOTAL EXPENSES	895,216.00	937,980.00	751,064.14	75,270.91	10,184.32	176,731.54	
166 CDA JAG GRANT	.00	.00	-197,206.36	4,198.39	.00	197,206.36	100.0%
TOTAL REVENUES	-153,256.00	-258,203.00	-267,699.24	-779.61	.00	9,496.24	
TOTAL EXPENSES	153,256.00	258,203.00	70,492.88	4,978.00	.00	187,710.12	
168 CDA Border Prosecution Uni	.00	.00	.00	.00	.00	.00	.0%
TOTAL REVENUES	-149,762.00	-149,762.00	-52,893.09	.00	.00	-96,868.91	
TOTAL EXPENSES	149,762.00	149,762.00	52,893.09	.00	.00	96,868.91	
171 CDA VOCA VICTIM ADV PROJEC	.00	.00	1,050.56	1,050.56	.00	-1,050.56	100.0%
TOTAL REVENUES	-155,108.00	-155,108.00	-115,098.24	-10,947.69	.00	-40,009.76	
TOTAL EXPENSES	155,108.00	155,108.00	116,148.80	11,998.25	.00	38,959.20	
201 GEN OB REFUNDING BOND SRS	.00	.00	-414,537.34	.00	.00	414,537.34	100.0%
TOTAL REVENUES	-5,735,375.00	-5,735,375.00	-6,149,730.34	.00	.00	414,355.34	
TOTAL EXPENSES	5,735,375.00	5,735,375.00	5,735,193.00	.00	.00	182.00	
202 UNLIMITED TAX ROAD BONDS	.00	.00	-728,226.06	-2,987.06	590,818.77	137,407.29	100.0%
TOTAL REVENUES	-1,888,063.00	-1,888,063.00	-2,024,869.79	-2,987.06	.00	136,806.79	
TOTAL EXPENSES	1,888,063.00	1,888,063.00	1,296,643.73	.00	590,818.77	600.50	
203 GEN OB REFUNDING BOND SRS	.00	.00	-103,947.08	-10,104.25	30,875.00	73,072.08	100.0%
TOTAL REVENUES	-742,300.00	-742,300.00	-815,272.08	-10,104.25	.00	72,972.08	
TOTAL EXPENSES	742,300.00	742,300.00	711,325.00	.00	30,875.00	100.00	
206 GEN OB REFUNDING BOND SRS	.00	.00	.00	.00	.00	.00	.0%
TOTAL REVENUES	-796,050.00	-796,050.00	.00	.00	.00	-796,050.00	
TOTAL EXPENSES	796,050.00	796,050.00	.00	.00	.00	796,050.00	
208 SPECIAL TAX REVENUE BONDS	.00	.00	-563,272.68	-1,284.13	.00	563,272.68	100.0%
TOTAL REVENUES	-1,210,556.00	-1,210,556.00	-631,061.43	-1,284.13	.00	-579,494.57	
TOTAL EXPENSES	1,210,556.00	1,210,556.00	67,788.75	.00	.00	1,142,767.25	
301 MPO ROAD CONSTRUCTION	.00	.00	-535,768.29	94,418.37	500,853.96	34,914.33	100.0%
TOTAL REVENUES	-1,410,200.00	-1,410,200.00	-1,444,914.33	-742.15	.00	34,714.33	
TOTAL EXPENSES	1,410,200.00	1,410,200.00	909,146.04	95,160.52	500,853.96	200.00	
302 TAX ROAD BOND CONTRUCTION	.00	.00	-15,524,628.42	17,334,277.13	6,011,544.47	9,513,083.95	100.0%
TOTAL REVENUES	-86,641,624.00	-86,641,624.00	-48,018,243.51	-59,426.90	.00	-38,623,380.49	
TOTAL EXPENSES	86,641,624.00	86,641,624.00	32,493,615.09	17,393,704.03	6,011,544.47	48,136,464.44	

BUDGET SUMMARIES REPORT

FUND SUMMARY JULY 2023

FOR 2023 10

307 CRTC RENOVATIONS #2	ORIGINAL APPROP	REVISED BUDGET	YTD ACTUAL	MTD ACTUAL	ENCUMBRANCES	AVAILABLE BUDGET	PCT USE/COL
307 CRTC RENOVATIONS #2	.00	.00	77,723.19	4,204.78	2,102,591.76	-2,180,314.95	100.0%
TOTAL REVENUES	-2,914,000.00	-2,914,000.00	-57,274.05	-2,140.23	.00	-2,856,725.95	
TOTAL EXPENSES	2,914,000.00	2,914,000.00	134,997.24	6,345.01	2,102,591.76	676,411.00	
308 VENUE CAPITAL PROJECT	.00	363,000.00	254,202.52	-478.08	1,775.00	107,022.48	70.5%
TOTAL REVENUES	-169,160.00	-914,691.00	-764,039.67	-478.08	.00	-150,651.33	
TOTAL EXPENSES	169,160.00	1,277,691.00	1,018,242.19	.00	1,775.00	257,673.81	
401 EMPLOYEE HEALTH BENEFIT	.00	.00	2,135,114.69	969,607.01	1,262,862.84	-3,397,977.53	100.0%
TOTAL REVENUES	-14,725,000.00	-14,725,000.00	-9,612,274.52	-990,413.24	.00	-5,112,725.48	
TOTAL EXPENSES	14,725,000.00	14,725,000.00	11,747,389.21	1,960,020.25	1,262,862.84	1,714,747.95	
403 WORKERS COMPENSATION	.00	.00	-1,204,176.48	-117,655.15	303,774.17	900,402.31	100.0%
TOTAL REVENUES	-1,830,500.00	-1,830,500.00	-1,920,341.31	-169,690.35	.00	89,841.31	
TOTAL EXPENSES	1,830,500.00	1,830,500.00	716,164.83	52,035.20	303,774.17	810,561.00	
GRAND TOTAL	.00	813,805.00	-66,334,825.58	22,844,772.57	29,075,732.48	38,072,898.10	-4578.4%

** END OF REPORT - Generated by Scott, Rhonda **