

LUBBOCK COUNTY, TEXAS
Monthly Unaudited Financial Report
June 30, 2019



Prepared By:
County Auditor's Office

Jacqueline Latham, C.P.A.
County Auditor

Rhonda Scott
1st Assistant Auditor

Members of Government Finance Officers Association of
the United States and Canada
This report is available on the Internet

Lubbock County, Texas
 Unaudited Monthly Financial Report
 June 30, 2019
 Table of Contents

Description	Page Number
County Auditor's Letter of Transmittal	1
Financial Statements:	
❖ Consolidated Balance Sheet – All Funds	2-6
❖ Bank Balances – All Funds	7
❖ Revenue Summaries – Account Summary	8-21
❖ Revenue Summaries – Group Summary	22-27
Schedules:	
❖ Debt Service Maturity Schedules	28-31
❖ Investment Schedules	32-36
❖ Schedule of Transfers between Funds	37
❖ Sales Tax Summary	38
❖ Ad Valorem Collection Summary	39-40
❖	
Budget Status:	
❖ Budget Summary for September Year-End Funds	41-72
❖ Budget Summary for September Year-End Funds – Fund Summary	73-78
❖ Budget Summary for August Year-End Funds	79-86
❖ Budget Summary for August Year-End Funds – Fund Summary	87-90

LUBBOCK COUNTY

Jacqueline Latham, CPA
County Auditor

Rhonda Scott
First Assistant Auditor



P.O. Box 10536
916 Main, Suite 700
Lubbock, Texas 79408-3536
Phone: (806) 775-1097
Fax: (806) 775-7917

August 15, 2019

The Honorable District Judges and the Honorable Members of the Commissioners' Court:

The unaudited and unadjusted financial report of Lubbock County, Texas, for the month ended June 30, 2019, is hereby submitted as required by the Local Governmental Code 114.025.

This report is presented in three sections, namely: Financial Statements, Schedules, and Budget Status.

Although this report is self explanatory, please do not hesitate to call the County Auditor's office for more information at (806) 775-1097. This report can be seen on the Internet at www.co.lubbock.tx.us.

Respectfully submitted,

A handwritten signature in blue ink that reads "Jackie Latham".

Jacqueline Latham, C.P.A.
County Auditor



Lubbock County TX

Consolidated Balance Sheet Report

Account Summary

As Of 06/30/2019

Account	Name	Balance
Assets		
1002000	CASH - CHECKING ACCOUNT	1,824,850.97
1002002	DRC REVENUE ACCOUNT	16,525.24
1003002	FSA CASH ACCOUNT	34,401.14
1004000	CASH - CHANGE FUNDS	7,572.92
1004001	BAIL BOND SECURITIES	152,747.98
1004002	CASH - REVENUE ACCT	7,087.34
1004003	CASH-DEA INVESTIGATION	10,000.00
1005000	CASH-TRUST	42,921.39
1005002	CASH - REGISTRY FUND ACCT	2,439,699.40
1005003	CSCD HEALTH ACCOUNT	10.00
1005100	BAIL SPECIAL ACCOUNT	25,080.00
1006000	POOLED CASH	103,465,229.06
1007002	CASH - TRUST	960,164.03
1007003	CASH BOND ACCOUNT	144,632.93
1007005	INVESTMENTS-TEXPOOL	27,474,052.11
1008000	CASH - SAVINGS TRUST	888,923.37
1008002	INVESTMENTS	1,362,887.84
1008003	LONG TERM INVESTMENTS	58,330,000.01
1008004	SAVINGS - TRUST	1,761,854.30
1010001	CASH-RESTITUTION	15,213.52
1010002	CASH-COMMISSARY ACCOUNT	951.11
1010005	CASH-CSCD OPERATING ACCT	-7,543.20
1012000	CASH CHECKING JAG18	91,157.52
1012001	INSURANCE CLEARING CASH	11,855.55
1012006	CDA SEIZURE CASH	258,854.43
1012009	IMPREST FUNDS - TRAVEL	8,000.00
1012010	JURY CLEARING ACCT	3,000.00
1012011	LCJJC TRAVEL	2,000.00
1013000	CASH CHECKING JAG16	17,159.04
1013002	CASH-PROGRAM INCOME	36,239.72
1014000	SHERIFF INVESTIGATIVE ACC	285,224.14
1014002	CASH - COMMISSARY	2,496,770.85
1014004	CDA COMPROLLER	8,578.34
1015002	CASH-FEDERAL INCOME	5,180.41
1015005	FEDERAL TAX CLEARING ACCT	5,000.00
1015006	SHERIFF SEIZED FUNDS ACCT	167,066.21
1016000	CASH - RK MOTOR VEHICLE	-36,371.06
1016002	CDA INVESTIGATIVE ACCT	72,853.64
1016004	INMATE PROGRAM DONATIONS	5,410.66
1017000	CASH - INMATE TRUST FUNDS	115,246.76
1017001	CASH - RK OMNIBUS	-236,924.93
1018001	CASH - RK CERTIFICATE OF TITLE	28,307.74
1019000	CASH - RK BEER & LIQUOR	13,852.50
1019001	DEA CASH LNB	128,389.52
1020001	CASH - RK CHECK CLEARING	4,000.00
1021000	CASH - RK TAC	547.26
1022000	CASH - RK CHARGE CARD	77,706.71
1023000	CASH - RK EFT ACCOUNT	13,449.86
1050011	DUE FROM GENERAL FUND	630,319.02
1050020	DUE FROM CONSOLIDATED R&B	33,858.68
1050031	DUE FROM PRECINCT 1 PARK	860.36
1050032	DUE FROM SLATON/ROOSEVELT PARK	639.91
1050033	DUE FROM IDALOU/NEW DEAL PARKS	724.02
1050034	DUE FROM SHALLOWATER PARK	602.73

Consolidated Balance Sheet Report

As Of 06/30/2019

Account	Name	Balance
1050050	DUE FROM STAR PROGRAM-JUV	5,218.88
1050051	DUE FROM JUVENILE/DETENTION	16,022.74
1050054	DUE FROM JUV PROB COMM GRANT	9,454.35
1050055	DUE FROM JUV DETENTION	37,085.37
1050057	DUE FROM FOOD SERVICE	1,315.94
1050064	DUE FROM TITLE IV-E	817.12
1050072	DUE FROM CJD-DRUG COURT	-64.00
1050075	DUE FROM DISP RES FD	1,941.24
1050076	DUE FROM USDA-AG-GRANT	476.95
1050077	DUE FROM DRO	912.04
1050079	DUE FROM TRUANCY MEDIATION	-1.04
1050081	DUE FROM LAW LIBRARY	621.48
1050083	DUE FROM ELECTION SERVICES	4.94
1050090	DUE FROM DC REC PRESERV	-10.72
1050091	DUE FROM CC REC PRESERV	392.83
1050092	DUE FROM COMM COURT RECORDS	102.04
1050093	DUE FROM COURTHOUSE SECURITY	1,128.91
1050113	DUE FROM PUBLIC DEFENDERS GRANT	48,228.71
1050145	DUE FROM SHERIFF COMMISSARY SALAR	5,770.39
1050150	DUE FROM TAG GRANT	2,816.46
1050164	DUE FROM SPAT GRANT -CDA	5,421.65
1050171	DUE FROM LVAS-CVC COORD CDA	1,279.84
1050175	DUE FROM CDA VIOL AGAINST WOM	11.05
1050601	DUE FROM DRUG COURT	1,491.63
1050602	DUE FROM MH/MR CASELOAD	648.26
1050603	DUE FROM ISP CASELOAD	613.39
1050604	DUE FROM PRETRIAL SERVICES	1,482.21
1050606	DUE FROM COMMUNITY SERVICES	30,590.92
1050607	DUE FROM ISP	1,792.68
1050608	DUE FROM DAY REPORTING	1,261.32
1050609	DUE FROM SPECIALIZED CASE LOAD	31.78
1050614	DUE FROM MED/HIGH REDUCTION	603.04
1050615	DUE FROM DRUG COURT 013-CCP	577.88
1050616	DUE FROM NON-MHI CASELOAD	716.31
1050617	DUE FROM AFTER CARE CASE 020-D	1,206.60
1050618	DUE FROM VETERAN'S DRUG COURT	618.83
1050625	DUE FROM SPOT-CSCD RIDER84	2,224.29
1050640	DUE FROM PRE-TRIAL RELEASE FUN	2,719.77
1050650	DUE FROM COM CORR FACILITY	34,083.24
1170000	DELINQUENT TAXES	2,447,919.58
1170001	PRE 1972 DELINQUENT TAXES	221,275.17
1199000	EST UNCOLL DLNQNT TAXES	-2,459,253.99
1221000	ACCOUNTS RECEIVABLE	1,429,468.88
1222000	ACCOUNTS RECEIVABLE-GRANTS	-288,165.07
1231000	A/R JP 1 CREDIT CARD ACCOUNT	24,850.63
1232000	A/R JP 2 CREDIT CARD ACCOUNT	10,616.10
1233000	A/R JP 3 CREDIT CARD ACCOUNT	11,647.10
1234000	A/R JP 4 CREDIT CARD ACCOUNT	24,171.30
1263000	WOODROW VFD	22,000.00
1265000	WEST CARLISLE VFD	37,459.34
1266000	NEW DEAL VFD	21,000.00
1270000	IDALOU VFD	30,000.00
1290000	RETURNED CHECKS RECEIVABLE	3,205.32
1311000	ANDREWS COUNTY	2,887.53
1313000	CROSBY COUNTY	700.00
1314000	FLOYD COUNTY	600.00
1315000	GAINES COUNTY	5,800.00
1317000	HALE COUNTY	5,500.00
1318000	HOCKLEY COUNTY	9,682.50
1319000	LYNN COUNTY	200.00
1320000	WARD COUNTY	12,278.58

Consolidated Balance Sheet Report

As Of 06/30/2019

Account	Name	Balance
1321001	GRAY COUNTY	2,900.00
1326000	DAWSON COUNTY	1,000.00
1328000	BAILEY/PARMER COUNTIES	5,000.00
1329000	MOORE COUNTY	4,150.00
1331000	DEAF SMITH COUNTY	26,710.00
1332000	DALLAM COUNTY	2,765.02
1333000	TAYLOR COUNTY	4,510.00
1334000	HUTCHINSON COUNTY	2,400.00
1336000	ECTOR COUNTY	18,351.49
1339000	WHEELER COUNTY	4,040.53
1340000	HOWARD COUNTY	3,600.00
1342000	RANDALL/POTTER COUNTY	7,056.60
1354001	Nolan County	440.00
1357001	OCHILTREE COUNTY	7,446.62
1358001	CHILDRESS COUNTY	6,878.68
1398000	FINES, FEES, COURT COST REC	602,276.11
1399000	FINES, FEES ALLOW FOR UNCOLL	-120,455.22
1461000	DUE FROM CDA AGENCY FUND	647.00
1470001	UNAMORTIZED PREM/DISC	-180,393.17
1475000	ADVANCE TO DISP RES FUND	50.00
1502000	DUE FROM COUNTY CLERK	982.92
1503000	DUE FROM DISTRICT CLERK	550.00
1504000	DUE FROM JP PRECINCT 1 FUND	10,200.00
1505000	DUE FROM JP PRECINCT 2 FUND	10,300.00
1506000	DUE FROM JP PRECINCT 3 FUND	15,140.00
1507000	DUE FROM JP PRECINCT 4 FUND	10,000.00
1510000	DUE FROM TAX AGENCY	8,750.00
1540000	DUE FROM INSURANCE CLEARING	15,000.00
1546000	DUE FROM SHERIFF AGENCY	8,000.00
1581000	DUE FROM LAW LIBRARY	50.00
1621000	PREPAID INSURANCE	84,356.02
1626000	PREPAID EXPENSES/CONTRACTS	176,064.26
1700000	SUPPLIES ON HAND	1,488.12
Total Assets:		205,740,528.32
		<u>205,740,528.32</u>

Liability

2000000	FICA TAXES PAYABLE	274,892.27
2001000	MEDICARE	64,289.43
2002000	WITHHOLDING PAYABLE	193,879.07
2003000	RETIREMENT PAYABLE	404,297.80
2004000	HEALTH INSURANCE PAYABLE	404,465.53
2005000	UNEMPLOYMENT PAYABLE	1,647.74
2009000	PAYABLE TO UNITED WAY	1,209.03
2010000	DEFERRED COMP PAYABLE	10,498.39
2011000	PARKING WITHHELD	3,100.50
2012000	DENTAL INSURANCE PAYABLE	25,784.14
2014010	SUPPLEMENTAL LIFE & AD&D	16,241.88
2015000	GARNISHMENTS PAYABLE	805.29
2016000	CHILD SUPPORT PAYABLE	12,285.12
2017000	BANKRUPTCY CLAIMS PAYABLE	466.15
2018000	STUDENT LOANS PAYABLE	2,530.37
2020000	CSCD DEDUCTIONS	13,191.75
2025000	FSA-MEDICAL PAYABLE	39,178.54
2026000	FSA-CHILD CARE PAYABLE	1,401.93
2029000	VISION PAYABLE	4,573.51
2030000	WAGES PAYABLE	1,646,350.97
2035000	PAYROLL CORRECTIONS	-480.15
2041000	LEOSE-CONSTABLE 1	6,821.00
2042000	LEOSE-CONSTABLE 2	3,536.51
2043000	LEOSE-CONSTABLE 3	4,547.77
2044000	LEOSE-CONSTABLE 4	7,032.34

Consolidated Balance Sheet Report

As Of 06/30/2019

Account	Name	Balance
2051000	COMMUNITY/ECONOMIC DEV PROG	123,422.30
2100000	ACCOUNTS PAYABLE	2,537,386.32
2101000	ACCOUNTS PAYABLE PENDING	886,614.04
2102000	RETAINAGE PAYABLE	106,545.60
2201100	JP PREC 1 DUE TO OTHERS	25,678.34
2202100	JP PREC 2 DUE TO OTHERS	80,613.35
2203000	JP PREC 3 DUE TO OTHERS	42,214.71
2204000	DUE TO STATE	20,988.32
2204100	DUE TO STATE - OMNI	-236,924.93
2204200	DUE TO STATE OF TEXAS	6,555.90
2204300	JP PREC 4 DUE TO OTHERS	78,448.59
2211000	CDA SEIZURE PAYABLE	258,854.43
2211100	DUE TO COLLECTION AGENCY	1,423.71
2212000	DUE TO CHILD PASS SAFETY SEAT	0.68
2231000	DUE TO (CVC) COMP TO VICTIMS	231.85
2232000	DUE TO CJC	6.95
2233000	DUE TO LEOA	0.36
2234000	DUE TO JCPT	19.54
2236000	DUE TO JPD	162.00
2237000	DUE TO WARRANT EXEC-STATE	32.22
2238000	DUE TO ARREST FEE-STATE	1,550.54
2239000	DUE TO LEMI	0.17
2240000	DUE TO CRIME STOPPERS	0.73
2242000	DUE TO GENERAL REV-GR	0.05
2251000	DUE TO FLSI (INDIGENTS)	19,999.76
2252000	DUE TO FA (FUGIIVE APPR)	74.97
2253000	DUE TO CCC (CONS CRT COST)	1,333.36
2254000	DUE TO JCD (JUV CR DELIQ)	4.67
2255000	DUE TO TP (TIME PAYMENT)	5,997.05
2256000	CMI FEE	3.94
2257000	CMIT FINE	1,830.64
2258000	STF	25,862.80
2259000	NONDISCLOSURE FEE	308.00
2260000	SEXUAL ASSAULT	484.00
2261000	NEW CCC	87,175.87
2262000	EMS TRAUMA FUND	4,579.81
2263000	FAILURE TO APPEAR- FTA-STATE	5,107.33
2264000	OMNIBASE PROGRAM	1,528.55
2265000	BAIL BOND FEE STATE	-1,168.50
2266000	DUE TO COMP (BIRTH CERT FEE)	46.80
2267000	DUE TO COMP (MARRIAGE LICENSE)	10,982.50
2268000	DUE TO COMP (JSAL FUND)	14,716.73
2269000	DIST CLERK JUDICIAL FEE	-10.00
2270000	JURY REIMBURSEMENT FEE	7,176.01
2271000	JUDICIAL SUPPORT PMT-CIVIL	47,927.27
2272000	JUDICIAL SUPPORT PMT-CRIMINAL	10,619.26
2273000	E-FILING FEE-CRIMINAL	1,165.20
2274000	E-FILING FEE-CIVIL	52,507.95
2275000	UNCLAIMED FUNDS-ESCHEAT	330,083.15
2277000	UNCLAIMED FUNDS	43,028.71
2278000	BAIL BOND BOARD	8,187.18
2279000	COUNTY JUDGE SUPP-JUDICIAL-SPE	7,680.00
2280000	INMATE BENEFITS-REFUSED CKS	395.58
2281000	DUE TO DRUG COURT FEE	2,224.04
2281100	INDIGENT DEFENSE FEE	3,585.34
2282000	DNA TESTING FEE	69.25
2284000	CIVIL JUSTICE FEE	87.80
2285000	JUDICIAL & COURT PERSONNEL TRAINING	14,634.51
2286000	7TH COA JUDICIAL SUPPORT FEE	1,253.10
2287000	DNA TESTING (CS) FEE	656.08
2289000	TX HOME VISITING FEE	205.00

Consolidated Balance Sheet Report

As Of 06/30/2019

Account	Name	Balance
2290000	TRUANCY PREVENTION & DIVERSION	3,378.26
2291000	CSCD ATTORNEY FEES	449.00
2292000	CSCD COURT COST	-725.00
2293000	CSCD FINES	810.00
2294000	CSCD-DPS FEES	4,102.21
2301200	DUE TO COUNTY - BEER & LIQUOR	13,852.50
2302000	DUE TO COUNTY - MOTOR VEHICLE	-38,565.39
2302100	DUE TO BUS. CRIMES FUND	16,334.15
2303000	DUE TO COUNTY - CHARGE CARD	77,706.71
2306000	DUE TO COUNTY - TITLES	28,307.74
2307000	DUE TO COUNTY - TAX ASSESSOR	547.26
2400000	DUE TO OTHER FUNDS	93,812,656.29
2401000	DUE TO HEALTH FUND	15,000.00
2402000	DUE TO YOUNG FARMER	460.00
2404000	DUE TO MS ENTERPRISE AGREEMENT	2,338.00
2404100	FSA & DFSA PAYABLE	11,806.36
2411000	DUE TO GENERAL FUND	82,425.75
2411001	DUE TO GENERAL	647.00
2411100	ADVANCE FROM GENERAL FUND	50.00
2411200	DUE TO GEN FUND-TRAVEL	8,000.00
2412000	DUE TO GEN FUND - MV	4,750.00
2413000	DUE TO RPDO	1,183,042.28
2418000	DUE TO GEN FUND - CK CLEARING	4,000.00
2501001	DUE TRUST BENEF-CHECKING	960,164.03
2501200	DUE TRUST BENEFICIARIES	2,439,699.40
2502000	DUE TO RESTITUTION PAYBLE	18,333.94
2502100	DUE TO TRUST BENEF-CD'S	888,923.37
2502200	DUE TRUST BENEF-SAVINGS	1,761,854.30
2503100	DUE BENEFICIARIES-HOT CHK	132,015.45
2504000	DUE BENEFICIARIES-RESTITU	15,213.52
2505000	DUE TO OTHERS SEIZED FUND	167,066.21
2507000	DUE TO INMATES	115,246.76
2514000	DUE TO CDA	8,578.34
2601000	OTHER LIABILITIES	412,137.29
2602000	OTHER LIAB - MOTOR VEHICLE	1,734.33
2604200	OTHER LIAB-BAIL BOND SECURITIE	152,747.98
2605000	DUE TO OTHERS-CSCD HEALTH	10.00
2605100	EXTRADITION BONDS	76,761.34
2605200	OTHER LIAB -EFT	13,449.86
2605300	OTHER LIAB-BAIL BOND SPECIAL	25,080.00
2606000	DUE TO OPERATING ACCT	7,087.34
2607000	DUE TO RESIDENTS	42,921.39
2607200	OTHER LIAB-CASH BOND ACCOUNT	144,632.93
2608000	TREASURER BAIL BOND CD'S	1,026,860.59
2714000	NET DELINQUENCY TAX REC V	40,841.35
2715200	PAVING ESCROW	29,650.91
2716000	SUB DIVISION PAVING ESCRO	114,720.08
2799000	FINES, FEES, COURT COST PAY	481,820.89
	Total Liability:	112,095,641.08
Equity		
3600000	UNRESERVED UNDESIGNATED	72,114,922.26
3601000	RESERVE-INS DEDUCTIBLE	875,000.00
	Total Beginning Equity:	72,989,922.26
Total Revenue		150,221,413.75
Total Expense		129,566,448.77
	Total Equity and Current Surplus (Deficit):	93,644,887.24
	Total Liabilities, Equity and Current Surplus (Deficit):	<u>205,740,528.32</u>

Lubbock County, Texas
City Bank-Bank Balance Report
June 2019

Account Name	Beginning Balance	Increase/ (Decrease)	Ending Balance
A INSURANCE CLEARING	\$17,306.12	(\$3,162.86)	\$14,143.26
A JURY	\$15,796.00	(\$3,052.00)	\$12,744.00
A LC FSA Account	\$33,700.11	\$701.03	\$34,401.14
A PAYROLL	\$11,239.39	(\$4,751.65)	\$6,487.74
A POOLED CASH	\$9,939,242.33	\$1,076,696.11	\$11,015,938.44
A TREASURER FED TAX	\$5,000.00	\$0.00	\$5,000.00
A WORKERS COMP	\$39,680.49	(\$35,383.58)	\$4,296.91
BAIL BOND	\$152,747.98	\$0.00	\$152,747.98
BB SPECIAL ACCOUNT	\$17,010.00	\$8,070.00	\$25,080.00
CASH BOND	\$147,132.93	\$4,800.00	\$151,932.93
CC CREDIT CARD ACCOUNT	\$0.00	\$0.00	\$0.00
CC E FILE ACCOUNT	\$0.00	\$0.00	\$0.00
CC GENERAL	\$84,180.82	\$2,156.10	\$86,336.92
CC REGISTRY FUND	\$2,446,196.59	(\$967,520.61)	\$1,478,675.98
CDA BUSINESS CRIMES	\$40,677.63	(\$2,658.15)	\$38,019.48
CDA COMPTRROLLER	\$4,365.88	\$5,009.11	\$9,374.99
CDA DPS FORFEITURE	\$4,601.70	(\$1,634.46)	\$2,967.24
CDA FORFEITED	\$63,403.15	\$9,800.49	\$73,203.64
CDA JAG12	\$22,822.46	(\$5,663.42)	\$17,159.04
CDA JAG13	\$0.00	\$0.00	\$0.00
CDA JAG14	\$90,987.91	\$169.61	\$91,157.52
CDA JAG15	\$0.00	\$0.00	\$0.00
CDA RESTITUTION	\$31,030.17	\$1,184.95	\$32,215.12
CDA SEIZURE	\$258,708.44	\$2,436.30	\$261,144.74
CDA TRUST FUND	\$150,687.49	\$1,000.33	\$151,687.82
CRTC COMMISSARY	\$2,017.88	(\$529.07)	\$1,488.81
CRTC REVENUE FUND	\$8,193.38	(\$8,131.00)	\$62.38
CRTC TRUST FUND	\$42,941.07	\$11,128.94	\$54,070.01
CSCD CREDIT CARD	\$70,941.25	\$2,756.82	\$73,698.07
CSCD Health	\$312.63	\$26,062.15	\$26,374.78
CSCD OPERATING	\$120,165.53	\$1,286.22	\$121,451.75
DC CHILD SUPPORT	\$0.00	\$0.00	\$0.00
DC CREDIT CARD ACCT	\$0.00	\$0.00	\$0.00
DC CUSTODIAL	\$1,002,637.92	\$107,046.85	\$1,109,684.77
DC E FILE ACCOUNT	\$0.00	\$0.00	\$0.00
DC GENERAL	\$336,852.36	\$20,694.09	\$357,546.45
DIST CT ONLINE ACCESS	\$2,180.00	(\$215.00)	\$1,965.00
DRC CHECKING	\$10,089.00	\$4,924.99	\$15,013.99
HOST COURT	\$2,423.75	\$1,545.00	\$3,968.75
JP 1	\$8,374.96	(\$375.00)	\$7,999.96
JP 1 CREDIT CARD	\$23,282.53	\$927.10	\$24,209.63
JP 1 E File Account	\$0.00	\$0.00	\$0.00
JP 2	\$10,001.00	(\$2,200.00)	\$7,801.00
JP 2 CREDIT CARD	\$6,376.50	\$3,270.60	\$9,647.10
JP 2 E File Account	\$0.00	\$0.00	\$0.00
JP 3	\$18,851.90	(\$5,950.00)	\$12,901.90
JP 3 CREDIT CARD	\$11,178.20	\$56.90	\$11,235.10
JP 3 E File Account	\$0.00	\$0.00	\$0.00
JP 4	\$9,650.00	(\$1,000.00)	\$8,650.00
JP 4 CREDIT CARD	\$40,991.40	(\$18,960.10)	\$22,031.30
JP 4 E File Account	\$0.00	\$0.00	\$0.00
JPO FEE ACCOUNT	\$290.00	\$250.00	\$540.00
LC VENUE PROJECT FUND	\$0.00	\$0.00	\$0.00
MEDICAL EXAMINER	\$212.00	\$140.00	\$352.00
RK TAC	\$230.73	\$306.53	\$537.26
RK TAC BEER AND LIQU	\$14,260.50	\$382.00	\$14,642.50
RK TAC CERT OF TITLE	\$92,036.48	(\$1,685.74)	\$90,350.74
RK TAC CHARGE CARD	\$43,705.30	(\$12,368.54)	\$31,336.76
RK TAC CHECK CLEARIN	\$271,804.61	(\$7,384.36)	\$264,420.25
RK TAC EFT ACCOUNT	\$4,302.97	\$4,949.02	\$9,251.99
RK TAC MOTOR VEHICLE	\$1,877,206.68	\$24,618.58	\$1,901,825.26
RK TAC OMNIBUS	\$643,291.79	\$48,467.13	\$691,758.92
SO FORFEITED	\$285,279.14	\$4,947.02	\$290,226.16
SO INMATE	\$162,163.57	\$98,314.76	\$260,478.33
SO SEIZED FUNDS	\$167,066.97	\$6,780.00	\$173,846.97
SO SHERIFF	\$36,793.39	\$2,076.07	\$38,869.46
SPATTF FEDERAL ACCT	\$5,170.78	\$9.63	\$5,180.41
SPATTF PROGRAM INCOM	\$36,172.29	\$67.43	\$36,239.72
	\$18,943,966.05	\$400,406.32	\$19,344,372.37

Revenue Summaries Report

For Fiscal: 2018-2019 Period Ending 06/30/19

Account Summary



Lubbock County TX

Revenue Summaries Report

Account Summary

For Fiscal: 2018-2019 Period Ending: 06/30/2019

	Original Total Budget	Current Total Budget	MTD Activity	YTD Activity	Budget Remaining	
Fund: 011 - GENERAL FUND						
Category: 40 - TAX COLLECTIONS						
011-4001000	CURRENT AD VALOREM TAXES	59,491,234.00	59,491,234.00	236,374.32	59,050,585.54	440,648.46
011-4004000	PEN & INT - CURRENT LEVY	255,495.00	255,495.00	27,842.02	219,750.39	35,744.61
011-4005000	DELIQ TAXES - PRIOR YEARS	493,165.00	493,165.00	35,278.52	347,722.09	145,442.91
011-4006000	PEN & INT - PRIOR YEARS	202,095.00	202,095.00	13,036.47	157,055.09	45,039.91
011-4010000	COUNTY SALES & USE TAX	25,200,000.00	25,200,000.00	2,132,186.95	15,049,027.95	10,150,972.05
	Category: 40 - TAX COLLECTIONS Total:	85,641,989.00	85,641,989.00	2,444,718.28	74,824,141.06	10,817,847.94
Category: 41 - LICENSES/PERMITS						
011-4101000	COUNTY CLERK	67,750.00	67,750.00	5,729.20	43,799.90	23,950.10
011-4102000	BEER & LIQUOR PERMITS	121,500.00	121,500.00	14,085.00	75,404.00	46,096.00
	Category: 41 - LICENSES/PERMITS Total:	189,250.00	189,250.00	19,814.20	119,203.90	70,046.10
Category: 42 - INTERGOVERNMENTAL						
011-4202100	STATE MIXED DRINK TAX	1,400,000.00	1,400,000.00	0.00	740,323.69	659,676.31
011-4203200	EMERGENCY MGT GRANT	18,000.00	18,000.00	17,411.40	46,931.48	-28,931.48
011-4205000	BINGO TAX PROCEEDS	250,000.00	250,000.00	0.00	0.00	250,000.00
011-4209000	STATE - COUNTY COURTS	287,000.00	287,000.00	63,000.00	209,150.00	77,850.00
011-4212100	STRADUS A/G CHILD SUPPORT	2,600.00	2,600.00	225.78	1,125.35	1,474.65
011-4220200	INTER LOCAL AGREEMENT-CITY OF	400,000.00	400,000.00	0.00	185,093.88	214,906.12
011-4246000	REGIONAL PUBLIC DEFENDER ADMIN	264,000.00	264,000.00	25,026.00	225,234.00	38,766.00
011-4248000	GRANT ADMINISTRATION REVENUE	2,479.00	2,479.00	0.00	7,696.15	-5,217.15
011-4250000	INDIGENT DEFENSE GRANT	336,200.00	336,200.00	0.00	209,278.50	126,921.50
	Category: 42 - INTERGOVERNMENTAL Total:	2,960,279.00	2,960,279.00	105,663.18	1,624,833.05	1,335,445.95
Category: 43 - FEES						
011-4302000	COUNTY JUDGE	7,000.00	7,000.00	572.00	5,420.00	1,580.00
011-4303000	COUNTY CLERK	1,300,000.00	1,300,000.00	108,994.44	890,299.34	409,700.66
011-4305200	J.E.P.J. FEES	5,300.00	5,300.00	315.00	3,115.00	2,185.00
011-4306000	VRED - TAPE	450.00	450.00	43.95	268.57	181.43
011-4307000	TRAFFIC	9,000.00	9,000.00	680.41	7,153.48	1,846.52
011-4308000	CHILD SAFETY - CS	2,775.00	2,775.00	174.91	1,807.28	967.72
011-4310000	TAX ASSESSOR/COLLECTOR	39,200.00	39,200.00	3,489.00	27,492.00	11,708.00
011-4313000	AG FILING FEE	0.00	0.00	-66.00	-66.00	66.00
011-4315000	INDIGENT DEFENSE FEE	1,650.00	1,650.00	403.67	1,095.16	554.84
011-4322000	PASSPORT FEE - DIST CLERK	30,800.00	30,800.00	4,200.00	38,900.00	-8,100.00
011-4323000	DISTRICT CLERK FEES	500,000.00	500,000.00	33,605.96	311,821.06	188,178.94
011-4331000	JP PRECINCT 1	53,000.00	53,000.00	4,295.84	37,983.08	15,016.92
011-4332000	JP PRECINCT 2	39,700.00	39,700.00	3,500.53	29,501.02	10,198.98
011-4333000	JP PRECINCT 3	47,000.00	47,000.00	5,543.27	41,701.06	5,298.94
011-4334000	JP PRECINCT 4	31,000.00	31,000.00	2,803.82	23,621.94	7,378.06
011-4340000	DISTRICT ATTORNEY	35,000.00	35,000.00	903.59	9,446.22	25,553.78
011-4345000	MEDICAL EXAMINER	300,000.00	300,000.00	0.00	21,115.00	278,885.00
011-4346000	SHERIFF	525,000.00	525,000.00	27,472.24	278,539.94	246,460.06
011-4347000	INMATE FEES	48,000.00	48,000.00	0.00	0.00	48,000.00
011-4348000	CONSTABLES	350,000.00	350,000.00	35,573.39	295,737.70	54,262.30
011-4350000	DEFENSIVE DRIVING FEE	6,000.00	6,000.00	384.57	5,060.48	939.52
011-4351000	SS FEE-INMATE	28,800.00	28,800.00	1,400.00	13,000.00	15,800.00
011-4352000	ISSUED WARRANT EXECUTION	65,200.00	65,200.00	3,268.50	33,518.85	31,681.15
011-4353000	ARREST FEES - COUNTY	7,000.00	7,000.00	372.11	3,275.53	3,724.47
011-4354100	FAMILY PROTECTION FEE	6,700.00	6,700.00	495.00	3,960.00	2,740.00
011-4361000	CMI FINE COMMISSION	0.00	0.00	0.44	0.89	-0.89
011-4369000	ONLINE SERVICE FEE	25,000.00	25,000.00	0.00	6,410.00	18,590.00

Revenue Summaries Report

For Fiscal: 2018-2019 Period Ending: 06/30/2019

		Original Total Budget	Current Total Budget	MTD Activity	YTD Activity	Budget Remaining
011-4374000	VITAL STATISTICS PRESERVATION FEE	4,200.00	4,200.00	398.00	3,107.00	1,093.00
	Category: 43 - FEES Total:	3,467,775.00	3,467,775.00	238,824.64	2,093,284.60	1,374,490.40
	Category: 44 - COMMISSIONS					
011-4401000	MOTOR VEHICLE SALES TAX COMM	2,800,000.00	2,800,000.00	0.00	2,918,484.02	-118,484.02
011-4402000	CERTIFICATE OF TITLE COMM	400,000.00	400,000.00	35,475.00	262,365.00	137,635.00
011-4403000	MOTOR VEHICLE COMMISSION	693,700.00	693,700.00	56,389.30	876,828.00	-183,128.00
011-4405000	(CVC) COMP TO VICTIMS OF CRIME	150.00	150.00	26.25	91.99	58.01
011-4406000	LEOA COMMISSION	0.00	0.00	0.05	0.99	-0.99
011-4408000	BEER & LIQUOR COMMISSION	1,250.00	1,250.00	135.50	1,080.00	170.00
011-4411000	CJC COMMISSION	0.00	0.00	0.99	11.28	-11.28
011-4412000	JCPT COMMISSION	0.00	0.00	2.18	5.94	-5.94
011-4414000	JPD COMM	0.00	0.00	31.07	121.61	-121.61
011-4416000	ARREST FEES - COMM	17,250.00	17,250.00	6,202.14	15,834.62	1,415.38
011-4417000	LEMI COMMISSION	0.00	0.00	0.03	0.42	-0.42
011-4418000	CRIMESTOPPERS-COMM	0.00	0.00	0.10	0.68	-0.68
011-4422000	DNA TESTING FEE	0.00	0.00	8.40	28.31	-28.31
011-4424000	SEPTIC INSPECTION	55,000.00	55,000.00	4,650.00	38,700.00	16,300.00
011-4425000	FLSI COMM	3,760.00	3,760.00	1,136.85	3,235.51	524.49
011-4426000	FA COMM	100.00	100.00	9.61	27.87	72.13
011-4427000	CCC COMM	1,200.00	1,200.00	181.24	372.50	827.50
011-4428000	JCD COMM	0.00	0.00	0.52	1.21	-1.21
011-4429000	TP COMM (40%)	22,500.00	22,500.00	2,616.10	7,981.93	14,518.07
011-4430000	JE COMM (10%)	8,150.00	8,150.00	3,924.16	11,972.53	-3,822.53
011-4433000	CREDIT CARD COMMISSIONS	0.00	0.00	0.00	0.17	-0.17
011-4435000	NEW CCC COMM	44,500.00	44,500.00	10,052.25	28,406.73	16,093.27
011-4436000	EMS TRAUMA FUND COMM	5,800.00	5,800.00	564.72	2,075.46	3,724.54
011-4440000	STF COMM	4,000.00	4,000.00	1,361.20	3,560.89	439.11
011-4442000	DNA (CS)	0.00	0.00	91.98	343.99	-343.99
011-4443000	CIVIL DATA JUSTICE FEE	0.00	0.00	9.81	26.63	-26.63
011-4445000	BAIL BOND FEE COMM	5,600.00	5,600.00	1,168.50	3,579.00	2,021.00
011-4446000	COMM DC JUDICIAL FUND	4,650.00	4,650.00	1,198.39	3,245.66	1,404.34
011-4447000	JURY REIMBURSEMENT FEE COMM	3,200.00	3,200.00	808.98	2,195.18	1,004.82
	Category: 44 - COMMISSIONS Total:	4,070,810.00	4,070,810.00	126,045.32	4,180,578.12	-109,768.12
	Category: 45 - CHARGES FOR SERVICES					
011-4502000	JURY FEES	16,500.00	16,500.00	1,277.72	13,362.68	3,137.32
011-4504000	BOARD BILLS - INMATE	1,750,000.00	1,750,000.00	141,680.00	1,295,234.45	454,765.55
011-4521000	COURT REPORTER FEES	74,000.00	74,000.00	5,552.74	52,238.66	21,761.34
011-4550000	SCAAP- JAIL	0.00	0.00	0.00	42,918.00	-42,918.00
011-4552000	IV-E LEGAL SERVICES	50,000.00	50,000.00	0.00	0.00	50,000.00
	Category: 45 - CHARGES FOR SERVICES Total:	1,890,500.00	1,890,500.00	148,510.46	1,403,753.79	486,746.21
	Category: 46 - FINES/FORF					
011-4601000	JP PRECINCT 1	200,000.00	200,000.00	21,444.61	203,913.24	-3,913.24
011-4602000	JP PRECINCT 2	138,500.00	138,500.00	4,916.11	59,049.21	79,450.79
011-4603000	JP PRECINCT 3	100,000.00	100,000.00	6,788.10	64,572.63	35,427.37
011-4604000	JP PRECINCT 4	286,000.00	286,000.00	22,851.20	179,436.01	106,563.99
011-4608000	COUNTY COURT AT LAW 1	51,000.00	51,000.00	1,328.69	6,818.00	44,182.00
011-4609000	COUNTY COURT AT LAW 2	37,600.00	37,600.00	1,044.10	9,520.63	28,079.37
011-4611000	DISTRICT CLERK FINES	9,700.00	9,700.00	611.26	9,424.12	275.88
011-4612100	FORFEITURES	300,000.00	300,000.00	15,175.14	104,773.38	195,226.62
	Category: 46 - FINES/FORF Total:	1,122,800.00	1,122,800.00	74,159.21	637,507.22	485,292.78
	Category: 47 - INTEREST					
011-4700000	INTEREST INCOME	725,000.00	725,000.00	74,472.57	546,782.95	178,217.05
	Category: 47 - INTEREST Total:	725,000.00	725,000.00	74,472.57	546,782.95	178,217.05
	Category: 48 - OTHER REVENUE					
011-4802000	RENTALS-BUILDINGS	224,253.00	224,253.00	30,320.75	300,036.08	-75,783.08
011-4803000	PARKING LOTS	85,900.00	85,900.00	5,109.50	52,411.44	33,488.56
011-4805100	PROPERTY DISPOSAL	50,000.00	50,000.00	169.00	48,063.24	1,936.76
011-4806000	INSURANCE REIMBURSEMENTS	50,000.00	50,000.00	0.00	0.00	50,000.00

Revenue Summaries Report

For Fiscal: 2018-2019 Period Ending: 06/30/2019

	Original Total Budget	Current Total Budget	MTD Activity	YTD Activity	Budget Remaining
011-4807000 JURY REIMBURSEMENTS FROM STATE	120,000.00	120,000.00	0.00	44,268.00	75,732.00
011-4811000 REIMBURSEMENTS-TELETYPE	1,500.00	1,500.00	92.00	800.00	700.00
011-4813000 REFUND - ATTORNEY FEES	98,200.00	98,200.00	4,359.45	46,782.48	51,417.52
011-4815000 OTHER REFUNDS/REIMBURSE	50,000.00	50,000.00	0.00	0.00	50,000.00
011-4817100 PAY PHONE COMMISSION	600,000.00	600,000.00	68,698.47	547,082.78	52,917.22
011-4826000 ELECTION REVENUES	200.00	200.00	2.10	58.30	141.70
011-4830000 INTEREST-LCAD	4,000.00	4,000.00	278.16	9,845.67	-5,845.67
011-4842000 REIMB-INMATE TRANSPORTATION	45,000.00	45,000.00	3,977.50	18,632.50	26,367.50
011-4850000 GAIN/LOSS SALE OF INVESTMENTS	150,000.00	150,000.00	0.00	2,711,963.77	-2,561,963.77
011-4899000 OTHER REVENUE	675,000.00	675,000.00	2,505.60	476,172.72	198,827.28
Category: 48 - OTHER REVENUE Total:	2,154,053.00	2,154,053.00	115,512.53	4,256,116.98	-2,102,063.98
Category: 73 - DRAWS					
011-7361000 DRAW FROM RESERVES	4,313,293.00	4,313,293.00	0.00	0.00	4,313,293.00
011-7362000 DRAW FROM COMMITTED FB	2,398,000.00	2,398,000.00	0.00	0.00	2,398,000.00
Category: 73 - DRAWS Total:	6,711,293.00	6,711,293.00	0.00	0.00	6,711,293.00
Category: 80 - TRANSFERS					
011-8011403 XFER FROM WORKERS COMP	4,000,000.00	4,000,000.00	0.00	4,000,000.00	0.00
Category: 80 - TRANSFERS Total:	4,000,000.00	4,000,000.00	0.00	4,000,000.00	0.00
Fund: 011 - GENERAL FUND Total:	112,933,749.00	112,933,749.00	3,347,720.39	93,686,201.67	
Fund: 020 - CONSOLIDATED ROAD AND BRIDGE					
Category: 42 - INTERGOVERNMENTAL					
020-4201000 GRANT REVENUE	0.00	0.00	0.00	-165,673.47	165,673.47
020-4204008 STATE-LATERAL ROADS	55,000.00	55,000.00	0.00	52,307.00	2,693.00
020-4207000 AUTOMOBILE REGISTRATION	360,000.00	360,000.00	0.00	0.00	360,000.00
Category: 42 - INTERGOVERNMENTAL Total:	415,000.00	415,000.00	0.00	-113,366.47	528,366.47
Category: 45 - CHARGES FOR SERVICES					
020-4518000 SUBDIVISION PLAT FEE	10,000.00	10,000.00	0.00	4,000.00	6,000.00
020-4520000 VEHICLE REG.- SPECIAL FEE	2,627,000.00	2,627,000.00	214,140.00	1,866,480.00	760,520.00
020-4522000 GROSS WEIGHT FEE	120,000.00	120,000.00	0.00	132,588.22	-12,588.22
Category: 45 - CHARGES FOR SERVICES Total:	2,757,000.00	2,757,000.00	214,140.00	2,003,068.22	753,931.78
Category: 47 - INTEREST					
020-4700000 INTEREST INCOME	14,000.00	14,000.00	6,918.94	69,339.82	-55,339.82
Category: 47 - INTEREST Total:	14,000.00	14,000.00	6,918.94	69,339.82	-55,339.82
Category: 48 - OTHER REVENUE					
020-4805100 PROPERTY DISPOSAL	249,500.00	249,500.00	13,500.00	23,313.50	226,186.50
020-4899000 OTHER REVENUE	10,000.00	10,000.00	0.00	2,703.95	7,296.05
Category: 48 - OTHER REVENUE Total:	259,500.00	259,500.00	13,500.00	26,017.45	233,482.55
Category: 73 - DRAWS					
020-7361000 DRAW FROM RESERVES	336,840.00	336,840.00	0.00	0.00	336,840.00
Category: 73 - DRAWS Total:	336,840.00	336,840.00	0.00	0.00	336,840.00
Category: 80 - TRANSFERS					
020-8020011 XFER FROM GENERAL FUND	4,538,943.00	4,538,943.00	0.00	4,538,943.00	0.00
020-8020042 XFER FROM NEW ROAD FUND	690,000.00	690,000.00	0.00	690,000.00	0.00
Category: 80 - TRANSFERS Total:	5,228,943.00	5,228,943.00	0.00	5,228,943.00	0.00
Fund: 020 - CONSOLIDATED ROAD AND BRIDGE Total:	9,011,283.00	9,011,283.00	234,558.94	7,214,002.02	
Fund: 031 - PRECINCT 1 PARK					
Category: 40 - TAX COLLECTIONS					
031-4001000 CURRENT AD VALOREM TAXES	100,235.00	100,235.00	398.26	99,493.42	741.58
031-4004000 PEN & INT - CURRENT LEVY	430.00	430.00	46.91	370.24	59.76
031-4005000 DELIQU TAXES - PRIOR YEARS	911.00	911.00	57.06	562.44	348.56
031-4006000 PEN & INT - PRIOR YEARS	350.00	350.00	21.08	254.03	95.97
Category: 40 - TAX COLLECTIONS Total:	101,926.00	101,926.00	523.31	100,680.13	1,245.87
Category: 47 - INTEREST					
031-4700000 INTEREST INCOME	8,000.00	8,000.00	992.37	7,166.81	833.19
Category: 47 - INTEREST Total:	8,000.00	8,000.00	992.37	7,166.81	833.19

Revenue Summaries Report

For Fiscal: 2018-2019 Period Ending: 06/30/2019

		Original Total Budget	Current Total Budget	MTD Activity	YTD Activity	Budget Remaining
Category: 48 - OTHER REVENUE						
031-4816000	CONTRIBUTIONS	0.00	0.00	300.00	7,200.00	-7,200.00
	Category: 48 - OTHER REVENUE Total:	0.00	0.00	300.00	7,200.00	-7,200.00
Category: 73 - DRAWS						
031-7361000	DRAW FROM RESERVES	84,157.00	84,157.00	0.00	0.00	84,157.00
	Category: 73 - DRAWS Total:	84,157.00	84,157.00	0.00	0.00	84,157.00
	Fund: 031 - PRECINCT 1 PARK Total:	194,083.00	194,083.00	1,815.68	115,046.94	
Fund: 032 - SLATON/ROOSEVELT PARK						
Category: 40 - TAX COLLECTIONS						
032-4001000	CURRENT AD VALOREM TAXES	100,235.00	100,235.00	398.26	99,493.42	741.58
032-4004000	PEN & INT - CURRENT LEVY	430.00	430.00	46.91	370.24	59.76
032-4005000	DELIQ TAXES - PRIOR YEARS	911.00	911.00	57.06	562.44	348.56
032-4006000	PEN & INT - PRIOR YEARS	350.00	350.00	21.08	254.03	95.97
	Category: 40 - TAX COLLECTIONS Total:	101,926.00	101,926.00	523.31	100,680.13	1,245.87
Category: 47 - INTEREST						
032-4700000	INTEREST INCOME	3,000.00	3,000.00	266.53	2,008.22	991.78
	Category: 47 - INTEREST Total:	3,000.00	3,000.00	266.53	2,008.22	991.78
Category: 48 - OTHER REVENUE						
032-4816000	CONTRIBUTIONS	8,000.00	8,000.00	600.00	3,750.00	4,250.00
	Category: 48 - OTHER REVENUE Total:	8,000.00	8,000.00	600.00	3,750.00	4,250.00
Category: 73 - DRAWS						
032-7361000	DRAW FROM RESERVES	60,723.00	60,723.00	0.00	0.00	60,723.00
	Category: 73 - DRAWS Total:	60,723.00	60,723.00	0.00	0.00	60,723.00
	Fund: 032 - SLATON/ROOSEVELT PARK Total:	173,649.00	173,649.00	1,389.84	106,438.35	
Fund: 033 - IDALOU/NEW DEAL PARK						
Category: 40 - TAX COLLECTIONS						
033-4001000	CURRENT AD VALOREM TAXES	100,235.00	100,235.00	398.26	99,493.42	741.58
033-4004000	PEN & INT - CURRENT LEVY	430.00	430.00	46.91	370.24	59.76
033-4005000	DELIQ TAXES - PRIOR YEARS	911.00	911.00	57.06	562.44	348.56
033-4006000	PEN & INT - PRIOR YEARS	350.00	350.00	21.08	254.03	95.97
	Category: 40 - TAX COLLECTIONS Total:	101,926.00	101,926.00	523.31	100,680.13	1,245.87
Category: 47 - INTEREST						
033-4700000	INTEREST INCOME	3,000.00	3,000.00	370.03	2,472.69	527.31
	Category: 47 - INTEREST Total:	3,000.00	3,000.00	370.03	2,472.69	527.31
Category: 48 - OTHER REVENUE						
033-4816000	CONTRIBUTIONS	6,200.00	6,200.00	400.00	4,770.00	1,430.00
	Category: 48 - OTHER REVENUE Total:	6,200.00	6,200.00	400.00	4,770.00	1,430.00
Category: 73 - DRAWS						
033-7361000	DRAW FROM RESERVES	149,102.00	149,102.00	0.00	0.00	149,102.00
	Category: 73 - DRAWS Total:	149,102.00	149,102.00	0.00	0.00	149,102.00
	Fund: 033 - IDALOU/NEW DEAL PARK Total:	260,228.00	260,228.00	1,293.34	107,922.82	
Fund: 034 - SHALLOWATER PARK						
Category: 40 - TAX COLLECTIONS						
034-4001000	CURRENT AD VALOREM TAXES	100,235.00	100,235.00	398.26	99,493.42	741.58
034-4004000	PEN & INT - CURRENT LEVY	430.00	430.00	46.91	370.24	59.76
034-4005000	DELIQ TAXES - PRIOR YEARS	911.00	911.00	57.06	562.44	348.56
034-4006000	PEN & INT - PRIOR YEARS	350.00	350.00	21.08	254.03	95.97
	Category: 40 - TAX COLLECTIONS Total:	101,926.00	101,926.00	523.31	100,680.13	1,245.87
Category: 47 - INTEREST						
034-4700000	INTEREST INCOME	4,500.00	4,500.00	497.97	3,609.17	890.83
	Category: 47 - INTEREST Total:	4,500.00	4,500.00	497.97	3,609.17	890.83
Category: 48 - OTHER REVENUE						
034-4816000	CONTRIBUTIONS	2,500.00	2,500.00	375.00	1,925.00	575.00
	Category: 48 - OTHER REVENUE Total:	2,500.00	2,500.00	375.00	1,925.00	575.00

Revenue Summaries Report

For Fiscal: 2018-2019 Period Ending: 06/30/2019

		Original Total Budget	Current Total Budget	MTD Activity	YTD Activity	Budget Remaining
Category: 73 - DRAWS						
034-7361000	DRAW FROM RESERVES	45,785.00	45,785.00	0.00	0.00	45,785.00
	Category: 73 - DRAWS Total:	45,785.00	45,785.00	0.00	0.00	45,785.00
	Fund: 034 - SHALLOWATER PARK Total:	154,711.00	154,711.00	1,396.28	106,214.30	
Fund: 041 - PERMANENT IMPROVEMENT						
Category: 40 - TAX COLLECTIONS						
041-4001000	CURRENT AD VALOREM TAXES	2,004,712.00	2,004,712.00	7,965.23	1,989,863.09	14,848.91
041-4004000	PEN & INT - CURRENT LEVY	8,610.00	8,610.00	938.21	7,405.06	1,204.94
041-4005000	DELIQ TAXES - PRIOR YEARS	17,219.00	17,219.00	1,141.32	11,249.35	5,969.65
041-4006000	PEN & INT - PRIOR YEARS	7,208.00	7,208.00	421.75	5,080.99	2,127.01
	Category: 40 - TAX COLLECTIONS Total:	2,037,749.00	2,037,749.00	10,466.51	2,013,598.49	24,150.51
Category: 47 - INTEREST						
041-4700000	INTEREST INCOME	35,000.00	35,000.00	6,544.73	45,649.74	-10,649.74
	Category: 47 - INTEREST Total:	35,000.00	35,000.00	6,544.73	45,649.74	-10,649.74
Category: 48 - OTHER REVENUE						
041-4835000	CRTC LEASE	483,732.00	483,732.00	40,311.00	362,799.00	120,933.00
	Category: 48 - OTHER REVENUE Total:	483,732.00	483,732.00	40,311.00	362,799.00	120,933.00
Category: 73 - DRAWS						
041-7361000	DRAW FROM RESERVES	1,866,275.00	1,866,275.00	0.00	0.00	1,866,275.00
	Category: 73 - DRAWS Total:	1,866,275.00	1,866,275.00	0.00	0.00	1,866,275.00
	Fund: 041 - PERMANENT IMPROVEMENT Total:	4,422,756.00	4,422,756.00	57,322.24	2,422,047.23	
Fund: 042 - NEW ROAD						
Category: 73 - DRAWS						
042-7361000	DRAW FROM RESERVES	690,000.00	690,000.00	0.00	0.00	690,000.00
	Category: 73 - DRAWS Total:	690,000.00	690,000.00	0.00	0.00	690,000.00
	Fund: 042 - NEW ROAD Total:	690,000.00	690,000.00	0.00	0.00	
Fund: 043 - LCETRZ NO1 TAX INCREMENT						
Category: 47 - INTEREST						
043-4700000	INTEREST INCOME	0.00	0.00	604.28	3,601.38	-3,601.38
	Category: 47 - INTEREST Total:	0.00	0.00	604.28	3,601.38	-3,601.38
Category: 73 - DRAWS						
043-7361000	DRAW FROM RESERVES	254,655.00	254,655.00	0.00	0.00	254,655.00
	Category: 73 - DRAWS Total:	254,655.00	254,655.00	0.00	0.00	254,655.00
Category: 80 - TRANSFERS						
043-8043011	XFER FROM GENERAL FUND	0.00	145,951.00	0.00	145,950.31	0.69
	Category: 80 - TRANSFERS Total:	0.00	145,951.00	0.00	145,950.31	0.69
	Fund: 043 - LCETRZ NO1 TAX INCREMENT Total:	254,655.00	400,606.00	604.28	149,551.69	
Fund: 050 - JUVENILE STAR PROGRAM						
Category: 42 - INTERGOVERNMENTAL						
050-4240000	STAR PROGRAM-JUVENILE	425,000.00	425,000.00	0.00	425,000.00	0.00
	Category: 42 - INTERGOVERNMENTAL Total:	425,000.00	425,000.00	0.00	425,000.00	0.00
Category: 48 - OTHER REVENUE						
050-4899000	OTHER REVENUE	0.00	1,895.00	0.00	1,894.65	0.35
	Category: 48 - OTHER REVENUE Total:	0.00	1,895.00	0.00	1,894.65	0.35
Category: 80 - TRANSFERS						
050-8050051	XFER FROM LCJJC	121,735.00	175,000.00	0.00	175,000.00	0.00
	Category: 80 - TRANSFERS Total:	121,735.00	175,000.00	0.00	175,000.00	0.00
	Fund: 050 - JUVENILE STAR PROGRAM Total:	546,735.00	601,895.00	0.00	601,894.65	
Fund: 051 - JUVENILE PROBATION						
Category: 45 - CHARGES FOR SERVICES						
051-4519000	JUVENILE PROBATION FEES	5,000.00	5,000.00	295.00	3,130.00	1,870.00
	Category: 45 - CHARGES FOR SERVICES Total:	5,000.00	5,000.00	295.00	3,130.00	1,870.00

Revenue Summaries Report

For Fiscal: 2018-2019 Period Ending: 06/30/2019

		Original Total Budget	Current Total Budget	MTD Activity	YTD Activity	Budget Remaining
Category: 47 - INTEREST						
051-4700000	INTEREST INCOME	32,000.00	32,000.00	7,992.72	56,787.93	-24,787.93
	Category: 47 - INTEREST Total:	32,000.00	32,000.00	7,992.72	56,787.93	-24,787.93
Category: 48 - OTHER REVENUE						
051-4899000	OTHER REVENUE	800,000.00	800,000.00	36.41	1,848.80	798,151.20
	Category: 48 - OTHER REVENUE Total:	800,000.00	800,000.00	36.41	1,848.80	798,151.20
Category: 73 - DRAWS						
051-7361000	DRAW FROM RESERVES	370,558.00	370,558.00	0.00	0.00	370,558.00
	Category: 73 - DRAWS Total:	370,558.00	370,558.00	0.00	0.00	370,558.00
Category: 80 - TRANSFERS						
051-8051011	XFER FROM GENERAL FUND	6,000,000.00	6,000,000.00	500,000.00	4,500,000.00	1,500,000.00
	Category: 80 - TRANSFERS Total:	6,000,000.00	6,000,000.00	500,000.00	4,500,000.00	1,500,000.00
	Fund: 051 - JUVENILE PROBATION Total:	7,207,558.00	7,207,558.00	508,324.13	4,561,766.73	
Fund: 070 - ON LINE ACCESS						
Category: 43 - FEES						
070-4369100	ONLINE ACCESS FEE	40,000.00	40,000.00	3,360.00	32,735.00	7,265.00
	Category: 43 - FEES Total:	40,000.00	40,000.00	3,360.00	32,735.00	7,265.00
Category: 47 - INTEREST						
070-4700000	INTEREST INCOME	3,000.00	3,000.00	455.26	3,183.78	-183.78
	Category: 47 - INTEREST Total:	3,000.00	3,000.00	455.26	3,183.78	-183.78
Category: 73 - DRAWS						
070-7361000	DRAW FROM RESERVES	57,000.00	57,000.00	0.00	0.00	57,000.00
	Category: 73 - DRAWS Total:	57,000.00	57,000.00	0.00	0.00	57,000.00
	Fund: 070 - ON LINE ACCESS Total:	100,000.00	100,000.00	3,815.26	35,918.78	
Fund: 071 - LC PRIVATE DEFENDER EVALUATION GRANT						
Category: 42 - INTERGOVERNMENTAL						
071-4201000	GRANT REVENUE	0.00	45,000.00	10,000.00	45,000.00	0.00
	Category: 42 - INTERGOVERNMENTAL Total:	0.00	45,000.00	10,000.00	45,000.00	0.00
	Fund: 071 - LC PRIVATE DEFENDER EVALUATION GRANT Total:	0.00	45,000.00	10,000.00	45,000.00	
Fund: 074 - COUNTY DRUG COURT COURT COST						
Category: 43 - FEES						
074-4370000	DRUG COURT FEE	20,000.00	20,000.00	4,326.80	15,859.16	4,140.84
	Category: 43 - FEES Total:	20,000.00	20,000.00	4,326.80	15,859.16	4,140.84
Category: 47 - INTEREST						
074-4700000	INTEREST INCOME	1,700.00	1,700.00	351.28	2,467.68	-767.68
	Category: 47 - INTEREST Total:	1,700.00	1,700.00	351.28	2,467.68	-767.68
Category: 73 - DRAWS						
074-7361000	DRAW FROM RESERVES	17,040.00	17,040.00	0.00	0.00	17,040.00
	Category: 73 - DRAWS Total:	17,040.00	17,040.00	0.00	0.00	17,040.00
	Fund: 074 - COUNTY DRUG COURT COURT COST Total:	38,740.00	38,740.00	4,678.08	18,326.84	
Fund: 075 - DISPUTE RESOLUTION						
Category: 43 - FEES						
075-4380000	ADR FEES	212,400.00	212,400.00	19,383.98	173,737.15	38,662.85
075-4381000	ADMIN FEES	30,000.00	30,000.00	1,672.50	17,992.50	12,007.50
075-4382100	MEDIATION FEES	44,400.00	44,400.00	2,750.00	31,287.30	13,112.70
075-4384000	TRAINING FEES	41,000.00	41,000.00	850.00	16,255.00	24,745.00
075-4385000	ADR FEE OTH COUNTY	800.00	800.00	30.00	596.00	204.00
	Category: 43 - FEES Total:	328,600.00	328,600.00	24,686.48	239,867.95	88,732.05
Category: 47 - INTEREST						
075-4700000	INTEREST INCOME	0.00	0.00	62.09	333.42	-333.42
	Category: 47 - INTEREST Total:	0.00	0.00	62.09	333.42	-333.42
	Fund: 075 - DISPUTE RESOLUTION Total:	328,600.00	328,600.00	24,748.57	240,201.37	

Revenue Summaries Report

For Fiscal: 2018-2019 Period Ending: 06/30/2019

		Original Total Budget	Current Total Budget	MTD Activity	YTD Activity	Budget Remaining
Fund: 076 - USDA AG MEDIATION GRANT						
Category: 42 - INTERGOVERNMENTAL						
076-4220100	FSA-USDA GRANT REVENUE	125,000.00	125,000.00	26,626.36	51,825.00	73,175.00
Category: 42 - INTERGOVERNMENTAL Total:		125,000.00	125,000.00	26,626.36	51,825.00	73,175.00
Category: 43 - FEES						
076-4382200	PROGRAM INCOME	500.00	500.00	-6.25	1,050.00	-550.00
Category: 43 - FEES Total:		500.00	500.00	-6.25	1,050.00	-550.00
Category: 48 - OTHER REVENUE						
076-4800000	IN-KIND REVENUE	50,000.00	50,000.00	16,295.63	16,295.63	33,704.37
Category: 48 - OTHER REVENUE Total:		50,000.00	50,000.00	16,295.63	16,295.63	33,704.37
Category: 80 - TRANSFERS						
076-8076075	XFER FROM DISPUTE RESOLUTION	0.00	0.00	-4,884.34	5,915.08	-5,915.08
Category: 80 - TRANSFERS Total:		0.00	0.00	-4,884.34	5,915.08	-5,915.08
Fund: 076 - USDA AG MEDIATION GRANT Total:		175,500.00	175,500.00	38,031.40	75,085.71	
Fund: 077 - DOMESTIC RELATIONS OFFICE						
Category: 43 - FEES						
077-4380100	DRO FEES LUBBOCK COUNTY	24,000.00	24,000.00	1,703.69	15,189.86	8,810.14
077-4381000	ADMIN FEES	0.00	0.00	0.00	248.45	-248.45
077-4382000	SERVICE FEES	51,600.00	51,600.00	4,086.24	34,151.31	17,448.69
077-4385100	SUPERVISED VISITATION	6,000.00	6,000.00	780.00	8,800.00	-2,800.00
077-4387000	COMMUNITY SUPERVISION	130,000.00	130,000.00	10,185.58	89,738.13	40,261.87
Category: 43 - FEES Total:		211,600.00	211,600.00	16,755.51	148,127.75	63,472.25
Fund: 077 - DOMESTIC RELATIONS OFFICE Total:		211,600.00	211,600.00	16,755.51	148,127.75	
Fund: 081 - LAW LIBRARY						
Category: 45 - CHARGES FOR SERVICES						
081-4509000	COUNTY CLERK	67,500.00	67,500.00	5,670.00	53,620.00	13,880.00
081-4510000	DISTRICT CLERK	104,700.00	104,700.00	7,285.89	68,219.33	36,480.67
Category: 45 - CHARGES FOR SERVICES Total:		172,200.00	172,200.00	12,955.89	121,839.33	50,360.67
Category: 47 - INTEREST						
081-4700000	INTEREST INCOME	0.00	0.00	13.57	32.83	-32.83
Category: 47 - INTEREST Total:		0.00	0.00	13.57	32.83	-32.83
Category: 48 - OTHER REVENUE						
081-4846001	COPIES-NETWORK PRINTER	300.00	300.00	166.00	360.80	-60.80
Category: 48 - OTHER REVENUE Total:		300.00	300.00	166.00	360.80	-60.80
Category: 80 - TRANSFERS						
081-8081011	XFER FROM GENERAL FUND	8,198.00	8,198.00	0.00	0.00	8,198.00
Category: 80 - TRANSFERS Total:		8,198.00	8,198.00	0.00	0.00	8,198.00
Fund: 081 - LAW LIBRARY Total:		180,698.00	180,698.00	13,135.46	122,232.96	
Fund: 083 - ELECTION SERVICES						
Category: 45 - CHARGES FOR SERVICES						
083-4530000	ELECTION SERVICES CONTRACT	744,775.00	744,775.00	0.00	0.00	744,775.00
Category: 45 - CHARGES FOR SERVICES Total:		744,775.00	744,775.00	0.00	0.00	744,775.00
Fund: 083 - ELECTION SERVICES Total:		744,775.00	744,775.00	0.00	0.00	
Fund: 085 - ELECTION ADMINISTRATION						
Category: 45 - CHARGES FOR SERVICES						
085-4530000	ELECTION SERVICES CONTRACT	112,500.00	112,500.00	0.00	0.00	112,500.00
Category: 45 - CHARGES FOR SERVICES Total:		112,500.00	112,500.00	0.00	0.00	112,500.00
Category: 47 - INTEREST						
085-4700000	INTEREST INCOME	0.00	0.00	176.96	1,215.70	-1,215.70
Category: 47 - INTEREST Total:		0.00	0.00	176.96	1,215.70	-1,215.70
Fund: 085 - ELECTION ADMINISTRATION Total:		112,500.00	112,500.00	176.96	1,215.70	

Revenue Summaries Report

For Fiscal: 2018-2019 Period Ending: 06/30/2019

		Original Total Budget	Current Total Budget	MTD Activity	YTD Activity	Budget Remaining
Fund: 086 - ELECTION EQUIPMENT						
Category: 45 - CHARGES FOR SERVICES						
086-4530000	ELECTION SERVICES CONTRACT	79,500.00	79,500.00	0.00	0.00	79,500.00
	Category: 45 - CHARGES FOR SERVICES Total:	79,500.00	79,500.00	0.00	0.00	79,500.00
Category: 47 - INTEREST						
086-4700000	INTEREST INCOME	0.00	0.00	468.39	3,337.45	-3,337.45
	Category: 47 - INTEREST Total:	0.00	0.00	468.39	3,337.45	-3,337.45
	Fund: 086 - ELECTION EQUIPMENT Total:	79,500.00	79,500.00	468.39	3,337.45	
Fund: 089 - HISTORICAL CANNON RESTORATION						
Category: 47 - INTEREST						
089-4700000	INTEREST INCOME	0.00	0.00	7.65	54.60	-54.60
	Category: 47 - INTEREST Total:	0.00	0.00	7.65	54.60	-54.60
	Fund: 089 - HISTORICAL CANNON RESTORATION Total:	0.00	0.00	7.65	54.60	
Fund: 090 - DISTRICT CLERK RECORDS MGT. AND PRESERVATION						
Category: 43 - FEES						
090-4312000	DISTRICT CLERK RECORDS MGT. & PRESER	18,800.00	18,800.00	1,418.37	13,659.10	5,140.90
	Category: 43 - FEES Total:	18,800.00	18,800.00	1,418.37	13,659.10	5,140.90
Category: 47 - INTEREST						
090-4700000	INTEREST INCOME	600.00	600.00	124.09	839.57	-239.57
	Category: 47 - INTEREST Total:	600.00	600.00	124.09	839.57	-239.57
Category: 73 - DRAWS						
090-7361000	DRAW FROM RESERVES	25,301.00	25,301.00	0.00	0.00	25,301.00
	Category: 73 - DRAWS Total:	25,301.00	25,301.00	0.00	0.00	25,301.00
	Fund: 090 - DISTRICT CLERK RECORDS MGT. AND PRESERVATION Total:	44,701.00	44,701.00	1,542.46	14,498.67	
Fund: 091 - COUNTY CLERK RECORDS MGT. AND PRESERVATION						
Category: 43 - FEES						
091-4312000	COUNTY CLERK RECORDS MGT. & PRESERV	545,725.00	545,725.00	48,050.31	374,264.59	171,460.41
	Category: 43 - FEES Total:	545,725.00	545,725.00	48,050.31	374,264.59	171,460.41
Category: 47 - INTEREST						
091-4700000	INTEREST INCOME	27,200.00	27,200.00	4,920.16	33,361.33	-6,161.33
	Category: 47 - INTEREST Total:	27,200.00	27,200.00	4,920.16	33,361.33	-6,161.33
Category: 73 - DRAWS						
091-7361000	DRAW FROM RESERVES	673,904.00	673,904.00	0.00	0.00	673,904.00
	Category: 73 - DRAWS Total:	673,904.00	673,904.00	0.00	0.00	673,904.00
	Fund: 091 - COUNTY CLERK RECORDS MGT. AND PRESERVATION Total:	1,246,829.00	1,246,829.00	52,970.47	407,625.92	
Fund: 092 - COUNTY RECORDS MGT AND PRESERVATION						
Category: 43 - FEES						
092-4314000	COUNTY RECORDS MGT. & PRESERVATION	69,400.00	69,400.00	4,018.74	40,778.30	28,621.70
	Category: 43 - FEES Total:	69,400.00	69,400.00	4,018.74	40,778.30	28,621.70
Category: 47 - INTEREST						
092-4700000	INTEREST INCOME	5,000.00	5,000.00	690.93	4,839.16	160.84
	Category: 47 - INTEREST Total:	5,000.00	5,000.00	690.93	4,839.16	160.84
Category: 73 - DRAWS						
092-7361000	DRAW FROM RESERVES	351,276.00	351,276.00	0.00	0.00	351,276.00
	Category: 73 - DRAWS Total:	351,276.00	351,276.00	0.00	0.00	351,276.00
	Fund: 092 - COUNTY RECORDS MGT AND PRESERVATION Total:	425,676.00	425,676.00	4,709.67	45,617.46	
Fund: 093 - COURTHOUSE SECURITY						
Category: 43 - FEES						
093-4315100	COURTHOUSE SECURITY FEES	110,000.00	110,000.00	8,907.25	75,687.00	34,313.00
	Category: 43 - FEES Total:	110,000.00	110,000.00	8,907.25	75,687.00	34,313.00
	Fund: 093 - COURTHOUSE SECURITY Total:	110,000.00	110,000.00	8,907.25	75,687.00	

Revenue Summaries Report

For Fiscal: 2018-2019 Period Ending: 06/30/2019

		Original Total Budget	Current Total Budget	MTD Activity	YTD Activity	Budget Remaining
Fund: 094 - COURT RECORD PRESERVATION						
Category: 43 - FEES						
094-4305000	COUNTY CLERK COURT RECORD PRES	20,000.00	20,000.00	1,650.00	15,665.00	4,335.00
094-4326000	DISTRICT CLERK COURT RECORD PR	28,000.00	28,000.00	2,116.19	19,836.69	8,163.31
	Category: 43 - FEES Total:	48,000.00	48,000.00	3,766.19	35,501.69	12,498.31
Category: 47 - INTEREST						
094-4700000	INTEREST INCOME	2,000.00	2,000.00	327.53	2,138.20	-138.20
	Category: 47 - INTEREST Total:	2,000.00	2,000.00	327.53	2,138.20	-138.20
Category: 73 - DRAWS						
094-7361000	DRAW FROM RESERVES	75,000.00	75,000.00	0.00	0.00	75,000.00
	Category: 73 - DRAWS Total:	75,000.00	75,000.00	0.00	0.00	75,000.00
	Fund: 094 - COURT RECORD PRESERVATION Total:	125,000.00	125,000.00	4,093.72	37,639.89	
Fund: 096 - HISTORICAL COMMISSION						
Category: 47 - INTEREST						
096-4700000	INTEREST INCOME	100.00	100.00	4.86	24.49	75.51
096-4720000	ROYALTIES & DONATIONS	500.00	500.00	30.00	4,907.06	-4,407.06
	Category: 47 - INTEREST Total:	600.00	600.00	34.86	4,931.55	-4,331.55
Category: 80 - TRANSFERS						
096-8096011	XFER FROM GENERAL FUND	8,100.00	8,100.00	0.00	0.00	8,100.00
	Category: 80 - TRANSFERS Total:	8,100.00	8,100.00	0.00	0.00	8,100.00
	Fund: 096 - HISTORICAL COMMISSION Total:	8,700.00	8,700.00	34.86	4,931.55	
Fund: 097 - CHILD ABUSE PREVENTION						
Category: 43 - FEES						
097-4301000	CO CHILD ABUSE PREVENTION FEE	400.00	400.00	7.15	48.63	351.37
	Category: 43 - FEES Total:	400.00	400.00	7.15	48.63	351.37
Category: 47 - INTEREST						
097-4700000	INTEREST INCOME	25.00	25.00	4.79	33.95	-8.95
	Category: 47 - INTEREST Total:	25.00	25.00	4.79	33.95	-8.95
	Fund: 097 - CHILD ABUSE PREVENTION Total:	425.00	425.00	11.94	82.58	
Fund: 098 - JUSTICE COURT TECHNOLOGY						
Category: 43 - FEES						
098-4301200	JUDICIAL TECH FUND FEE-JP1	8,400.00	8,400.00	753.49	7,493.43	906.57
098-4302100	JUDICIAL TECH FUND FEE-JP2	6,200.00	6,200.00	252.12	2,203.45	3,996.55
098-4303100	JUDICIAL TECH FUND FEE-JP3	3,100.00	3,100.00	151.48	1,935.14	1,164.86
098-4304000	JUDICIAL TECH FUND FEE-JP4	9,700.00	9,700.00	817.34	6,555.35	3,144.65
	Category: 43 - FEES Total:	27,400.00	27,400.00	1,974.43	18,187.37	9,212.63
Category: 47 - INTEREST						
098-4700000	INTEREST INCOME	2,900.00	2,900.00	449.38	3,061.58	-161.58
	Category: 47 - INTEREST Total:	2,900.00	2,900.00	449.38	3,061.58	-161.58
Category: 73 - DRAWS						
098-7361000	DRAW FROM RESERVES	147,788.00	147,788.00	0.00	0.00	147,788.00
	Category: 73 - DRAWS Total:	147,788.00	147,788.00	0.00	0.00	147,788.00
	Fund: 098 - JUSTICE COURT TECHNOLOGY Total:	178,088.00	178,088.00	2,423.81	21,248.95	
Fund: 099 - COUNTY AND DISTRICT COURT TECHNOLOGY						
Category: 43 - FEES						
099-4305100	COUNTY COURT TECHNOLOGY FEE	3,300.00	3,300.00	141.19	1,481.29	1,818.71
099-4326100	DISTRICT COURT TECHNOLOGY FEE	2,800.00	2,800.00	183.87	1,941.32	858.68
	Category: 43 - FEES Total:	6,100.00	6,100.00	325.06	3,422.61	2,677.39
Category: 47 - INTEREST						
099-4700000	INTEREST INCOME	500.00	500.00	102.22	718.22	-218.22
	Category: 47 - INTEREST Total:	500.00	500.00	102.22	718.22	-218.22

Revenue Summaries Report

For Fiscal: 2018-2019 Period Ending: 06/30/2019

		Original Total Budget	Current Total Budget	MTD Activity	YTD Activity	Budget Remaining
Category: 73 - DRAWS						
099-7361000	DRAW FROM RESERVES	2,300.00	2,300.00	0.00	0.00	2,300.00
	Category: 73 - DRAWS Total:	2,300.00	2,300.00	0.00	0.00	2,300.00
	Fund: 099 - COUNTY AND DISTRICT COURT TECHNOLOGY Total:	8,900.00	8,900.00	427.28	4,140.83	
Fund: 102 - DISTRICT COURT RECORDS TECHNOLOGY						
Category: 43 - FEES						
102-4373100	DISTRICT COURT RECORDS ARCHIVE FEE	30,000.00	30,000.00	2,410.73	23,414.67	6,585.33
	Category: 43 - FEES Total:	30,000.00	30,000.00	2,410.73	23,414.67	6,585.33
Category: 47 - INTEREST						
102-4700000	INTEREST INCOME	1,000.00	1,000.00	186.52	1,225.45	-225.45
	Category: 47 - INTEREST Total:	1,000.00	1,000.00	186.52	1,225.45	-225.45
Category: 73 - DRAWS						
102-7361000	DRAW FROM RESERVES	25,000.00	25,000.00	0.00	0.00	25,000.00
	Category: 73 - DRAWS Total:	25,000.00	25,000.00	0.00	0.00	25,000.00
	Fund: 102 - DISTRICT COURT RECORDS TECHNOLOGY Total:	56,000.00	56,000.00	2,597.25	24,640.12	
Fund: 103 - COUNTY CLERK RECORDS ARCHIVES						
Category: 43 - FEES						
103-4373000	COUNTY CLERK RECORDS ARCHIVES FEE	543,000.00	543,000.00	47,810.00	371,655.00	171,345.00
	Category: 43 - FEES Total:	543,000.00	543,000.00	47,810.00	371,655.00	171,345.00
Category: 47 - INTEREST						
103-4700000	INTEREST INCOME	20,000.00	20,000.00	4,062.15	27,520.96	-7,520.96
	Category: 47 - INTEREST Total:	20,000.00	20,000.00	4,062.15	27,520.96	-7,520.96
Category: 73 - DRAWS						
103-7361000	DRAW FROM RESERVES	432,000.00	432,000.00	0.00	0.00	432,000.00
	Category: 73 - DRAWS Total:	432,000.00	432,000.00	0.00	0.00	432,000.00
	Fund: 103 - COUNTY CLERK RECORDS ARCHIVES Total:	995,000.00	995,000.00	51,872.15	399,175.96	
Fund: 113 - REGIONAL PUBLIC DEFENDER GRANT						
Category: 42 - INTERGOVERNMENTAL						
113-4201000	GRANT REVENUE	3,000,000.00	2,000,000.00	465,040.81	1,259,723.57	740,276.43
113-4260000	INTER LOCAL	2,388,494.00	2,388,494.00	0.00	2,358,308.00	30,186.00
	Category: 42 - INTERGOVERNMENTAL Total:	5,388,494.00	4,388,494.00	465,040.81	3,618,031.57	770,462.43
Category: 47 - INTEREST						
113-4700000	INTEREST INCOME	0.00	0.00	3,030.29	32,145.45	-32,145.45
	Category: 47 - INTEREST Total:	0.00	0.00	3,030.29	32,145.45	-32,145.45
Category: 48 - OTHER REVENUE						
113-4899000	OTHER REVENUE	0.00	0.00	0.00	176.15	-176.15
	Category: 48 - OTHER REVENUE Total:	0.00	0.00	0.00	176.15	-176.15
Category: 73 - DRAWS						
113-7361000	DRAW FROM RESERVES	214,230.00	214,230.00	0.00	0.00	214,230.00
	Category: 73 - DRAWS Total:	214,230.00	214,230.00	0.00	0.00	214,230.00
Category: 80 - TRANSFERS						
113-8113011	XFER FROM GENERAL FUND	127,877.00	127,877.00	0.00	127,877.00	0.00
	Category: 80 - TRANSFERS Total:	127,877.00	127,877.00	0.00	127,877.00	0.00
	Fund: 113 - REGIONAL PUBLIC DEFENDER GRANT Total:	5,730,601.00	4,730,601.00	468,071.10	3,778,230.17	
Fund: 122 - SHERIFF CONTRABAND						
Category: 46 - FINES/FORF						
122-4612000	FORFEIT ASSETS - DEA	100,000.00	100,000.00	0.00	0.00	100,000.00
122-4614000	FORFEITED FUNDS-CRIMINAL	250,000.00	250,000.00	0.00	122,687.75	127,312.25
	Category: 46 - FINES/FORF Total:	350,000.00	350,000.00	0.00	122,687.75	227,312.25
Category: 47 - INTEREST						
122-4700000	INTEREST INCOME	3,500.00	3,500.00	0.00	4,855.74	-1,355.74
	Category: 47 - INTEREST Total:	3,500.00	3,500.00	0.00	4,855.74	-1,355.74

Revenue Summaries Report

For Fiscal: 2018-2019 Period Ending: 06/30/2019

	Original Total Budget	Current Total Budget	MTD Activity	YTD Activity	Budget Remaining
Category: 48 - OTHER REVENUE					
122-4899000 OTHER REVENUE	10,000.00	10,000.00	0.00	20,430.70	-10,430.70
Category: 48 - OTHER REVENUE Total:	10,000.00	10,000.00	0.00	20,430.70	-10,430.70
Fund: 122 - SHERIFF CONTRABAND Total:	363,500.00	363,500.00	0.00	147,974.19	
Fund: 124 - INMATE SUPPLY					
Category: 47 - INTEREST					
124-4700000 INTEREST INCOME	10,500.00	10,500.00	0.00	24,950.28	-14,450.28
Category: 47 - INTEREST Total:	10,500.00	10,500.00	0.00	24,950.28	-14,450.28
Category: 48 - OTHER REVENUE					
124-4843000 CONCESSION COMMISSIONS	830,000.00	830,000.00	0.00	621,215.32	208,784.68
124-4899000 OTHER REVENUE	0.00	0.00	0.00	4,884.83	-4,884.83
Category: 48 - OTHER REVENUE Total:	830,000.00	830,000.00	0.00	626,100.15	203,899.85
Fund: 124 - INMATE SUPPLY Total:	840,500.00	840,500.00	0.00	651,050.43	
Fund: 128 - HOMELAND SECURITY GRANT					
Category: 42 - INTERGOVERNMENTAL					
128-4230000 2014 HSGP HOMELAND SECURITY	140,234.00	140,234.00	0.00	75,125.20	65,108.80
Category: 42 - INTERGOVERNMENTAL Total:	140,234.00	140,234.00	0.00	75,125.20	65,108.80
Fund: 128 - HOMELAND SECURITY GRANT Total:	140,234.00	140,234.00	0.00	75,125.20	
Fund: 142 - LEOSE SHERIFF					
Category: 42 - INTERGOVERNMENTAL					
142-4247000 LEOSE REVENUE	98,631.00	98,631.00	0.00	23,823.42	74,807.58
Category: 42 - INTERGOVERNMENTAL Total:	98,631.00	98,631.00	0.00	23,823.42	74,807.58
Category: 47 - INTEREST					
142-4700000 INTEREST INCOME	250.00	250.00	185.82	1,256.40	-1,006.40
Category: 47 - INTEREST Total:	250.00	250.00	185.82	1,256.40	-1,006.40
Fund: 142 - LEOSE SHERIFF Total:	98,881.00	98,881.00	185.82	25,079.82	
Fund: 145 - SHERIFF COMMISSARY SALARY					
Category: 42 - INTERGOVERNMENTAL					
145-4245000 COMMISSARY SALARY REIMBURSEMENT	588,405.00	588,405.00	45,254.68	370,318.96	218,086.04
Category: 42 - INTERGOVERNMENTAL Total:	588,405.00	588,405.00	45,254.68	370,318.96	218,086.04
Fund: 145 - SHERIFF COMMISSARY SALARY Total:	588,405.00	588,405.00	45,254.68	370,318.96	
Fund: 146 - LECD EMERGENCY COMMUNICATION GRANT					
Category: 42 - INTERGOVERNMENTAL					
146-4203000 STATE GRANT REVENUE	0.00	1,227.00	0.00	1,227.00	0.00
146-4204100 GRANT REVENUE LECD	0.00	4,586.00	0.00	0.00	4,586.00
Category: 42 - INTERGOVERNMENTAL Total:	0.00	5,813.00	0.00	1,227.00	4,586.00
Fund: 146 - LECD EMERGENCY COMMUNICATION GRANT Total:	0.00	5,813.00	0.00	1,227.00	
Fund: 152 - JMHCP GRANT					
Category: 42 - INTERGOVERNMENTAL					
152-4201000 GRANT REVENUE	199,436.00	199,436.00	0.00	37,818.31	161,617.69
Category: 42 - INTERGOVERNMENTAL Total:	199,436.00	199,436.00	0.00	37,818.31	161,617.69
Category: 48 - OTHER REVENUE					
152-4800000 IN-KIND REVENUE	130,377.00	104,101.00	2,954.60	6,115.52	97,985.48
Category: 48 - OTHER REVENUE Total:	130,377.00	104,101.00	2,954.60	6,115.52	97,985.48
Fund: 152 - JMHCP GRANT Total:	329,813.00	303,537.00	2,954.60	43,933.83	
Fund: 161 - CDA BUSINESS CRIMES					
Category: 43 - FEES					
161-4342000 BAD CHECK COLLECTION FEES	60,000.00	60,000.00	4,706.64	49,476.74	10,523.26
Category: 43 - FEES Total:	60,000.00	60,000.00	4,706.64	49,476.74	10,523.26
Category: 47 - INTEREST					
161-4700000 INTEREST INCOME	380.00	380.00	71.20	1,750.52	-1,370.52
Category: 47 - INTEREST Total:	380.00	380.00	71.20	1,750.52	-1,370.52

Revenue Summaries Report

For Fiscal: 2018-2019 Period Ending: 06/30/2019

	Original Total Budget	Current Total Budget	MTD Activity	YTD Activity	Budget Remaining
Category: 48 - OTHER REVENUE					
161-4815000 OTHER REFUNDS/REIMBURSE	38,005.00	38,005.00	1,306.41	10,423.84	27,581.16
161-4899000 OTHER REVENUE	10,115.00	10,115.00	10.00	2,455.63	7,659.37
Category: 48 - OTHER REVENUE Total:	48,120.00	48,120.00	1,316.41	12,879.47	35,240.53
Fund: 161 - CDA BUSINESS CRIMES Total:	108,500.00	108,500.00	6,094.25	64,106.73	
Fund: 163 - CDA CONTRABAND					
Category: 47 - INTEREST					
163-4700000 INTEREST INCOME	135.00	135.00	133.25	972.13	-837.13
Category: 47 - INTEREST Total:	135.00	135.00	133.25	972.13	-837.13
Category: 48 - OTHER REVENUE					
163-4899000 OTHER REVENUE	76,000.00	76,000.00	12,577.71	106,610.47	-30,610.47
Category: 48 - OTHER REVENUE Total:	76,000.00	76,000.00	12,577.71	106,610.47	-30,610.47
Fund: 163 - CDA CONTRABAND Total:	76,135.00	76,135.00	12,710.96	107,582.60	
Fund: 166 - CDA JAG GRANT					
Category: 42 - INTERGOVERNMENTAL					
166-4225100 FEDERAL GRANT REVENUE-JAG18	0.00	90,885.00	0.00	90,884.50	0.50
166-4226000 FEDERAL GRANT REVENUE-JAG16	27,698.00	27,698.00	0.00	24,315.21	3,382.79
166-4227000 FEDERAL GRANT REVENUE-JAG17	0.00	80,918.00	0.00	0.00	80,918.00
Category: 42 - INTERGOVERNMENTAL Total:	27,698.00	199,501.00	0.00	115,199.71	84,301.29
Category: 47 - INTEREST					
166-4701200 INTEREST REVENUE JAG16	0.00	0.00	32.31	1,439.99	-1,439.99
166-4703000 INTEREST REVENUE-JAG18	0.00	0.00	169.61	273.02	-273.02
Category: 47 - INTEREST Total:	0.00	0.00	201.92	1,713.01	-1,713.01
Fund: 166 - CDA JAG GRANT Total:	27,698.00	199,501.00	201.92	116,912.72	
Fund: 171 - CDA VOCA VICTIM ADVOCACY PROJECT					
Category: 42 - INTERGOVERNMENTAL					
171-4203000 STATE GRANT REVENUE	118,453.00	118,453.00	7,690.51	68,101.61	50,351.39
Category: 42 - INTERGOVERNMENTAL Total:	118,453.00	118,453.00	7,690.51	68,101.61	50,351.39
Category: 80 - TRANSFERS					
171-8171011 XFER FROM GENERAL FUND	29,613.00	29,613.00	1,922.63	17,025.41	12,587.59
Category: 80 - TRANSFERS Total:	29,613.00	29,613.00	1,922.63	17,025.41	12,587.59
Fund: 171 - CDA VOCA VICTIM ADVOCACY PROJECT Total:	148,066.00	148,066.00	9,613.14	85,127.02	
Fund: 201 - GENERAL OBLIGATION REFUNDING BONDS, SERIES 2016					
Category: 40 - TAX COLLECTIONS					
201-4001000 CURRENT AD VALOREM TAXES	6,324,538.00	6,324,538.00	25,129.05	6,277,693.15	46,844.85
201-4004000 PEN & INT - CURRENT LEVY	35,417.00	35,417.00	2,959.89	23,361.75	12,055.25
201-4005000 DELIQ TAXES - PRIOR YEARS	88,546.00	88,546.00	3,388.70	33,400.64	55,145.36
201-4006000 PEN & INT - PRIOR YEARS	29,093.00	29,093.00	1,252.23	15,086.00	14,007.00
Category: 40 - TAX COLLECTIONS Total:	6,477,594.00	6,477,594.00	32,729.87	6,349,541.54	128,052.46
Category: 47 - INTEREST					
201-4700000 INTEREST INCOME	9,000.00	9,000.00	2,773.85	28,468.10	-19,468.10
Category: 47 - INTEREST Total:	9,000.00	9,000.00	2,773.85	28,468.10	-19,468.10
Fund: 201 - GENERAL OBLIGATION REFUNDING BONDS, SERIES 2016 To	6,486,594.00	6,486,594.00	35,503.72	6,378,009.64	
Fund: 204 - TAX NOTES, SERIES 2013					
Category: 40 - TAX COLLECTIONS					
204-4001000 CURRENT AD VALOREM TAXES	1,367,244.00	1,367,244.00	5,432.42	1,357,117.28	10,126.72
204-4004000 PEN & INT - CURRENT LEVY	7,657.00	7,657.00	639.88	5,050.38	2,606.62
204-4005000 DELIQ TAXES - PRIOR YEARS	19,141.00	19,141.00	736.03	7,254.63	11,886.37
204-4006000 PEN & INT - PRIOR YEARS	6,289.00	6,289.00	271.99	3,276.71	3,012.29
Category: 40 - TAX COLLECTIONS Total:	1,400,331.00	1,400,331.00	7,080.32	1,372,699.00	27,632.00
Category: 47 - INTEREST					
204-4700000 INTEREST INCOME	2,000.00	2,000.00	255.43	4,009.12	-2,009.12
Category: 47 - INTEREST Total:	2,000.00	2,000.00	255.43	4,009.12	-2,009.12
Fund: 204 - TAX NOTES, SERIES 2013 Total:	1,402,331.00	1,402,331.00	7,335.75	1,376,708.12	

Revenue Summaries Report

For Fiscal: 2018-2019 Period Ending: 06/30/2019

	Original Total Budget	Current Total Budget	MTD Activity	YTD Activity	Budget Remaining	
Fund: 206 - GENERAL OBLIGATION REFUNDING BONDS, SERIES 2013						
Category: 40 - TAX COLLECTIONS						
206-4001000	CURRENT AD VALOREM TAXES	192,549.00	192,549.00	765.04	191,123.18	1,425.82
206-4004000	PEN & INT - CURRENT LEVY	1,078.00	1,078.00	90.12	711.25	366.75
206-4005000	DELIQ TAXES - PRIOR YEARS	2,696.00	2,696.00	104.30	1,028.07	1,667.93
206-4006000	PEN & INT - PRIOR YEARS	886.00	886.00	38.54	464.39	421.61
	Category: 40 - TAX COLLECTIONS Total:	197,209.00	197,209.00	998.00	193,326.89	3,882.11
Category: 47 - INTEREST						
206-4700000	INTEREST INCOME	2,000.00	2,000.00	444.24	3,230.80	-1,230.80
	Category: 47 - INTEREST Total:	2,000.00	2,000.00	444.24	3,230.80	-1,230.80
	Fund: 206 - GENERAL OBLIGATION REFUNDING BONDS, SERIES 2013 To	199,209.00	199,209.00	1,442.24	196,557.69	
Fund: 301 - MPO ROAD CONSTRUCTION						
Category: 42 - INTERGOVERNMENTAL						
301-4213000	TRANSPORTATION IMPROVEMENT PROGR	2,648,000.00	2,648,000.00	0.00	0.00	2,648,000.00
	Category: 42 - INTERGOVERNMENTAL Total:	2,648,000.00	2,648,000.00	0.00	0.00	2,648,000.00
Category: 80 - TRANSFERS						
301-8301011	XFER FROM GENERAL FUND	1,009,600.00	1,009,600.00	0.00	143,543.07	866,056.93
	Category: 80 - TRANSFERS Total:	1,009,600.00	1,009,600.00	0.00	143,543.07	866,056.93
	Fund: 301 - MPO ROAD CONSTRUCTION Total:	3,657,600.00	3,657,600.00	0.00	143,543.07	
Fund: 306 - CRTC RENOVATIONS						
Category: 47 - INTEREST						
306-4700000	INTEREST INCOME	0.00	0.00	277.58	2,296.38	-2,296.38
	Category: 47 - INTEREST Total:	0.00	0.00	277.58	2,296.38	-2,296.38
Category: 73 - DRAWS						
306-7361000	DRAW FROM RESERVES	332,106.00	332,106.00	0.00	0.00	332,106.00
	Category: 73 - DRAWS Total:	332,106.00	332,106.00	0.00	0.00	332,106.00
	Fund: 306 - CRTC RENOVATIONS Total:	332,106.00	332,106.00	277.58	2,296.38	
Fund: 307 - CRTC RENOVATIONS #2						
Category: 47 - INTEREST						
307-4700000	INTEREST INCOME	2,000.00	2,000.00	823.65	5,796.90	-3,796.90
	Category: 47 - INTEREST Total:	2,000.00	2,000.00	823.65	5,796.90	-3,796.90
Category: 80 - TRANSFERS						
307-8307011	XFER FROM GENERAL FUND	898,000.00	898,000.00	0.00	0.00	898,000.00
	Category: 80 - TRANSFERS Total:	898,000.00	898,000.00	0.00	0.00	898,000.00
	Fund: 307 - CRTC RENOVATIONS #2 Total:	900,000.00	900,000.00	823.65	5,796.90	
Fund: 401 - EMPLOYEE HEALTH BENEFIT						
Category: 47 - INTEREST						
401-4700000	INTEREST INCOME	60,000.00	60,000.00	12,853.39	88,896.47	-28,896.47
	Category: 47 - INTEREST Total:	60,000.00	60,000.00	12,853.39	88,896.47	-28,896.47
Category: 48 - OTHER REVENUE						
401-4806000	INSURANCE REIMBURSEMENTS	50,000.00	50,000.00	0.00	0.00	50,000.00
401-4830100	SURVIVOR SB872 INSURANCE	1,000.00	1,000.00	0.00	0.00	1,000.00
401-4831000	COBRA INSURANCE PREMIUMS	22,000.00	22,000.00	1,973.36	11,066.05	10,933.95
401-4832000	RETIREE INSURANCE PREMIUMS	115,000.00	115,000.00	11,239.50	77,657.38	37,342.62
401-4844000	STOP LOSS REIMBURSEMENT	250,000.00	250,000.00	31,227.60	979,602.75	-729,602.75
401-4851000	EMPLOYEE MEDICAL SHARE	1,700,000.00	1,700,000.00	118,930.00	1,211,530.00	488,470.00
401-4852000	COUNTY MEDICAL SHARE	11,000,000.00	11,000,000.00	729,111.90	7,382,146.55	3,617,853.45
401-4899000	OTHER REVENUE	25,000.00	25,000.00	0.00	332,065.79	-307,065.79
	Category: 48 - OTHER REVENUE Total:	13,163,000.00	13,163,000.00	892,482.36	9,994,068.52	3,168,931.48
Category: 73 - DRAWS						
401-7361000	DRAW FROM RESERVES	40,000.00	40,000.00	0.00	0.00	40,000.00
	Category: 73 - DRAWS Total:	40,000.00	40,000.00	0.00	0.00	40,000.00
	Fund: 401 - EMPLOYEE HEALTH BENEFIT Total:	13,263,000.00	13,263,000.00	905,335.75	10,082,964.99	

Revenue Summaries Report

For Fiscal: 2018-2019 Period Ending: 06/30/2019

	Original Total Budget	Current Total Budget	MTD Activity	YTD Activity	Budget Remaining
Fund: 403 - WORKERS COMPENSATION					
Category: 47 - INTEREST					
403-4700000 INTEREST INCOME	150,000.00	150,000.00	12,527.46	85,032.88	64,967.12
Category: 47 - INTEREST Total:	150,000.00	150,000.00	12,527.46	85,032.88	64,967.12
Category: 48 - OTHER REVENUE					
403-4806000 INSURANCE REIMBURSEMENTS	5,000.00	5,000.00	0.00	48,602.55	-43,602.55
403-4852100 COUNTY W/C SHARE	1,500,000.00	1,500,000.00	119,902.29	1,196,667.62	303,332.38
403-4899000 OTHER REVENUE	500.00	500.00	0.00	3,474.50	-2,974.50
Category: 48 - OTHER REVENUE Total:	1,505,500.00	1,505,500.00	119,902.29	1,248,744.67	256,755.33
Category: 73 - DRAWS					
403-7361000 DRAW FROM RESERVES	4,000,000.00	4,000,000.00	0.00	0.00	4,000,000.00
Category: 73 - DRAWS Total:	4,000,000.00	4,000,000.00	0.00	0.00	4,000,000.00
Fund: 403 - WORKERS COMPENSATION Total:	5,655,500.00	5,655,500.00	132,429.75	1,333,777.55	
Total Surplus (Deficit):	181,369,312.00	180,766,763.00	6,024,068.17	135,782,199.50	

Revenue Summaries Report

For Fiscal: 2018-2019 Period Ending 06/30/19

Group Summary

Group Summary

Category	Original Total Budget	Current Total Budget	MTD Activity	YTD Activity	Budget Remaining
Fund: 011 - GENERAL FUND					
40 - TAX COLLECTIONS	85,641,989.00	85,641,989.00	2,444,718.28	74,824,141.06	10,817,847.94
41 - LICENSES/PERMITS	189,250.00	189,250.00	19,814.20	119,203.90	70,046.10
42 - INTERGOVERNMENTAL	2,960,279.00	2,960,279.00	105,663.18	1,624,833.05	1,335,445.95
43 - FEES	3,467,775.00	3,467,775.00	238,824.64	2,093,284.60	1,374,490.40
44 - COMMISSIONS	4,070,810.00	4,070,810.00	126,045.32	4,180,578.12	-109,768.12
45 - CHARGES FOR SERVICES	1,890,500.00	1,890,500.00	148,510.46	1,403,753.79	486,746.21
46 - FINES/FORF	1,122,800.00	1,122,800.00	74,159.21	637,507.22	485,292.78
47 - INTEREST	725,000.00	725,000.00	74,472.57	546,782.95	178,217.05
48 - OTHER REVENUE	2,154,053.00	2,154,053.00	115,512.53	4,256,116.98	-2,102,063.98
73 - DRAWS	6,711,293.00	6,711,293.00	0.00	0.00	6,711,293.00
80 - TRANSFERS	4,000,000.00	4,000,000.00	0.00	4,000,000.00	0.00
Fund: 011 - GENERAL FUND Total:	112,933,749.00	112,933,749.00	3,347,720.39	93,686,201.67	19,247,547.33
Fund: 020 - CONSOLIDATED ROAD AND BRIDGE					
42 - INTERGOVERNMENTAL	415,000.00	415,000.00	0.00	-113,366.47	528,366.47
45 - CHARGES FOR SERVICES	2,757,000.00	2,757,000.00	214,140.00	2,003,068.22	753,931.78
47 - INTEREST	14,000.00	14,000.00	6,918.94	69,339.82	-55,339.82
48 - OTHER REVENUE	259,500.00	259,500.00	13,500.00	26,017.45	233,482.55
73 - DRAWS	336,840.00	336,840.00	0.00	0.00	336,840.00
80 - TRANSFERS	5,228,943.00	5,228,943.00	0.00	5,228,943.00	0.00
Fund: 020 - CONSOLIDATED ROAD AND BRIDGE Total:	9,011,283.00	9,011,283.00	234,558.94	7,214,002.02	1,797,280.98
Fund: 031 - PRECINCT 1 PARK					
40 - TAX COLLECTIONS	101,926.00	101,926.00	523.31	100,680.13	1,245.87
47 - INTEREST	8,000.00	8,000.00	992.37	7,166.81	833.19
48 - OTHER REVENUE	0.00	0.00	300.00	7,200.00	-7,200.00
73 - DRAWS	84,157.00	84,157.00	0.00	0.00	84,157.00
Fund: 031 - PRECINCT 1 PARK Total:	194,083.00	194,083.00	1,815.68	115,046.94	79,036.06
Fund: 032 - SLATON/ROOSEVELT PARK					
40 - TAX COLLECTIONS	101,926.00	101,926.00	523.31	100,680.13	1,245.87
47 - INTEREST	3,000.00	3,000.00	266.53	2,008.22	991.78
48 - OTHER REVENUE	8,000.00	8,000.00	600.00	3,750.00	4,250.00
73 - DRAWS	60,723.00	60,723.00	0.00	0.00	60,723.00
Fund: 032 - SLATON/ROOSEVELT PARK Total:	173,649.00	173,649.00	1,389.84	106,438.35	67,210.65
Fund: 033 - IDALOU/NEW DEAL PARK					
40 - TAX COLLECTIONS	101,926.00	101,926.00	523.31	100,680.13	1,245.87
47 - INTEREST	3,000.00	3,000.00	370.03	2,472.69	527.31
48 - OTHER REVENUE	6,200.00	6,200.00	400.00	4,770.00	1,430.00
73 - DRAWS	149,102.00	149,102.00	0.00	0.00	149,102.00
Fund: 033 - IDALOU/NEW DEAL PARK Total:	260,228.00	260,228.00	1,293.34	107,922.82	152,305.18
Fund: 034 - SHALLOWATER PARK					
40 - TAX COLLECTIONS	101,926.00	101,926.00	523.31	100,680.13	1,245.87
47 - INTEREST	4,500.00	4,500.00	497.97	3,609.17	890.83
48 - OTHER REVENUE	2,500.00	2,500.00	375.00	1,925.00	575.00
73 - DRAWS	45,785.00	45,785.00	0.00	0.00	45,785.00
Fund: 034 - SHALLOWATER PARK Total:	154,711.00	154,711.00	1,396.28	106,214.30	48,496.70
Fund: 041 - PERMANENT IMPROVEMENT					
40 - TAX COLLECTIONS	2,037,749.00	2,037,749.00	10,466.51	2,013,598.49	24,150.51
47 - INTEREST	35,000.00	35,000.00	6,544.73	45,649.74	-10,649.74
48 - OTHER REVENUE	483,732.00	483,732.00	40,311.00	362,799.00	120,933.00
73 - DRAWS	1,866,275.00	1,866,275.00	0.00	0.00	1,866,275.00
Fund: 041 - PERMANENT IMPROVEMENT Total:	4,422,756.00	4,422,756.00	57,322.24	2,422,047.23	2,000,708.77
Fund: 042 - NEW ROAD					
73 - DRAWS	690,000.00	690,000.00	0.00	0.00	690,000.00
Fund: 042 - NEW ROAD Total:	690,000.00	690,000.00	0.00	0.00	690,000.00

Revenue Summaries Report

For Fiscal: 2018-2019 Period Ending: 06/30/2019

Category	Original Total Budget	Current Total Budget	MTD Activity	YTD Activity	Budget Remaining
Fund: 043 - LCETZR NO1 TAX INCREMENT					
47 - INTEREST	0.00	0.00	604.28	3,601.38	-3,601.38
73 - DRAWS	254,655.00	254,655.00	0.00	0.00	254,655.00
80 - TRANSFERS	0.00	145,951.00	0.00	145,950.31	0.69
Fund: 043 - LCETZR NO1 TAX INCREMENT Total:	254,655.00	400,606.00	604.28	149,551.69	251,054.31
Fund: 050 - JUVENILE STAR PROGRAM					
42 - INTERGOVERNMENTAL	425,000.00	425,000.00	0.00	425,000.00	0.00
48 - OTHER REVENUE	0.00	1,895.00	0.00	1,894.65	0.35
80 - TRANSFERS	121,735.00	175,000.00	0.00	175,000.00	0.00
Fund: 050 - JUVENILE STAR PROGRAM Total:	546,735.00	601,895.00	0.00	601,894.65	0.35
Fund: 051 - JUVENILE PROBATION					
45 - CHARGES FOR SERVICES	5,000.00	5,000.00	295.00	3,130.00	1,870.00
47 - INTEREST	32,000.00	32,000.00	7,992.72	56,787.93	-24,787.93
48 - OTHER REVENUE	800,000.00	800,000.00	36.41	1,848.80	798,151.20
73 - DRAWS	370,558.00	370,558.00	0.00	0.00	370,558.00
80 - TRANSFERS	6,000,000.00	6,000,000.00	500,000.00	4,500,000.00	1,500,000.00
Fund: 051 - JUVENILE PROBATION Total:	7,207,558.00	7,207,558.00	508,324.13	4,561,766.73	2,645,791.27
Fund: 070 - ON LINE ACCESS					
43 - FEES	40,000.00	40,000.00	3,360.00	32,735.00	7,265.00
47 - INTEREST	3,000.00	3,000.00	455.26	3,183.78	-183.78
73 - DRAWS	57,000.00	57,000.00	0.00	0.00	57,000.00
Fund: 070 - ON LINE ACCESS Total:	100,000.00	100,000.00	3,815.26	35,918.78	64,081.22
Fund: 071 - LC PRIVATE DEFENDER EVALUATION GRANT					
42 - INTERGOVERNMENTAL	0.00	45,000.00	10,000.00	45,000.00	0.00
Fund: 071 - LC PRIVATE DEFENDER EVALUATION GRANT Total:	0.00	45,000.00	10,000.00	45,000.00	0.00
Fund: 074 - COUNTY DRUG COURT COURT COST					
43 - FEES	20,000.00	20,000.00	4,326.80	15,859.16	4,140.84
47 - INTEREST	1,700.00	1,700.00	351.28	2,467.68	-767.68
73 - DRAWS	17,040.00	17,040.00	0.00	0.00	17,040.00
Fund: 074 - COUNTY DRUG COURT COURT COST Total:	38,740.00	38,740.00	4,678.08	18,326.84	20,413.16
Fund: 075 - DISPUTE RESOLUTION					
43 - FEES	328,600.00	328,600.00	24,686.48	239,867.95	88,732.05
47 - INTEREST	0.00	0.00	62.09	333.42	-333.42
Fund: 075 - DISPUTE RESOLUTION Total:	328,600.00	328,600.00	24,748.57	240,201.37	88,398.63
Fund: 076 - USDA AG MEDIATION GRANT					
42 - INTERGOVERNMENTAL	125,000.00	125,000.00	26,626.36	51,825.00	73,175.00
43 - FEES	500.00	500.00	-6.25	1,050.00	-550.00
48 - OTHER REVENUE	50,000.00	50,000.00	16,295.63	16,295.63	33,704.37
80 - TRANSFERS	0.00	0.00	-4,884.34	5,915.08	-5,915.08
Fund: 076 - USDA AG MEDIATION GRANT Total:	175,500.00	175,500.00	38,031.40	75,085.71	100,414.29
Fund: 077 - DOMESTIC RELATIONS OFFICE					
43 - FEES	211,600.00	211,600.00	16,755.51	148,127.75	63,472.25
Fund: 077 - DOMESTIC RELATIONS OFFICE Total:	211,600.00	211,600.00	16,755.51	148,127.75	63,472.25
Fund: 081 - LAW LIBRARY					
45 - CHARGES FOR SERVICES	172,200.00	172,200.00	12,955.89	121,839.33	50,360.67
47 - INTEREST	0.00	0.00	13.57	32.83	-32.83
48 - OTHER REVENUE	300.00	300.00	166.00	360.80	-60.80
80 - TRANSFERS	8,198.00	8,198.00	0.00	0.00	8,198.00
Fund: 081 - LAW LIBRARY Total:	180,698.00	180,698.00	13,135.46	122,232.96	58,465.04
Fund: 083 - ELECTION SERVICES					
45 - CHARGES FOR SERVICES	744,775.00	744,775.00	0.00	0.00	744,775.00
Fund: 083 - ELECTION SERVICES Total:	744,775.00	744,775.00	0.00	0.00	744,775.00
Fund: 085 - ELECTION ADMINISTRATION					
45 - CHARGES FOR SERVICES	112,500.00	112,500.00	0.00	0.00	112,500.00

Revenue Summaries Report

For Fiscal: 2018-2019 Period Ending: 06/30/2019

Category	Original Total Budget	Current Total Budget	MTD Activity	YTD Activity	Budget Remaining
47 - INTEREST	0.00	0.00	176.96	1,215.70	-1,215.70
Fund: 085 - ELECTION ADMINISTRATION Total:	112,500.00	112,500.00	176.96	1,215.70	111,284.30
Fund: 086 - ELECTION EQUIPMENT					
45 - CHARGES FOR SERVICES	79,500.00	79,500.00	0.00	0.00	79,500.00
47 - INTEREST	0.00	0.00	468.39	3,337.45	-3,337.45
Fund: 086 - ELECTION EQUIPMENT Total:	79,500.00	79,500.00	468.39	3,337.45	76,162.55
Fund: 089 - HISTORICAL CANNON RESTORATION					
47 - INTEREST	0.00	0.00	7.65	54.60	-54.60
Fund: 089 - HISTORICAL CANNON RESTORATION Total:	0.00	0.00	7.65	54.60	-54.60
Fund: 090 - DISTRICT CLERK RECORDS MGT. AND PRESERVATION					
43 - FEES	18,800.00	18,800.00	1,418.37	13,659.10	5,140.90
47 - INTEREST	600.00	600.00	124.09	839.57	-239.57
73 - DRAWS	25,301.00	25,301.00	0.00	0.00	25,301.00
Fund: 090 - DISTRICT CLERK RECORDS MGT. AND PRESERVATION Total:	44,701.00	44,701.00	1,542.46	14,498.67	30,202.33
Fund: 091 - COUNTY CLERK RECORDS MGT. AND PRESERVATION					
43 - FEES	545,725.00	545,725.00	48,050.31	374,264.59	171,460.41
47 - INTEREST	27,200.00	27,200.00	4,920.16	33,361.33	-6,161.33
73 - DRAWS	673,904.00	673,904.00	0.00	0.00	673,904.00
Fund: 091 - COUNTY CLERK RECORDS MGT. AND PRESERVATION Total:	1,246,829.00	1,246,829.00	52,970.47	407,625.92	839,203.08
Fund: 092 - COUNTY RECORDS MGT AND PRESERVATION					
43 - FEES	69,400.00	69,400.00	4,018.74	40,778.30	28,621.70
47 - INTEREST	5,000.00	5,000.00	690.93	4,839.16	160.84
73 - DRAWS	351,276.00	351,276.00	0.00	0.00	351,276.00
Fund: 092 - COUNTY RECORDS MGT AND PRESERVATION Total:	425,676.00	425,676.00	4,709.67	45,617.46	380,058.54
Fund: 093 - COURTHOUSE SECURITY					
43 - FEES	110,000.00	110,000.00	8,907.25	75,687.00	34,313.00
Fund: 093 - COURTHOUSE SECURITY Total:	110,000.00	110,000.00	8,907.25	75,687.00	34,313.00
Fund: 094 - COURT RECORD PRESERVATION					
43 - FEES	48,000.00	48,000.00	3,766.19	35,501.69	12,498.31
47 - INTEREST	2,000.00	2,000.00	327.53	2,138.20	-138.20
73 - DRAWS	75,000.00	75,000.00	0.00	0.00	75,000.00
Fund: 094 - COURT RECORD PRESERVATION Total:	125,000.00	125,000.00	4,093.72	37,639.89	87,360.11
Fund: 096 - HISTORICAL COMMISSION					
47 - INTEREST	600.00	600.00	34.86	4,931.55	-4,331.55
80 - TRANSFERS	8,100.00	8,100.00	0.00	0.00	8,100.00
Fund: 096 - HISTORICAL COMMISSION Total:	8,700.00	8,700.00	34.86	4,931.55	3,768.45
Fund: 097 - CHILD ABUSE PREVENTION					
43 - FEES	400.00	400.00	7.15	48.63	351.37
47 - INTEREST	25.00	25.00	4.79	33.95	-8.95
Fund: 097 - CHILD ABUSE PREVENTION Total:	425.00	425.00	11.94	82.58	342.42
Fund: 098 - JUSTICE COURT TECHNOLOGY					
43 - FEES	27,400.00	27,400.00	1,974.43	18,187.37	9,212.63
47 - INTEREST	2,900.00	2,900.00	449.38	3,061.58	-161.58
73 - DRAWS	147,788.00	147,788.00	0.00	0.00	147,788.00
Fund: 098 - JUSTICE COURT TECHNOLOGY Total:	178,088.00	178,088.00	2,423.81	21,248.95	156,839.05
Fund: 099 - COUNTY AND DISTRICT COURT TECHNOLOGY					
43 - FEES	6,100.00	6,100.00	325.06	3,422.61	2,677.39
47 - INTEREST	500.00	500.00	102.22	718.22	-218.22
73 - DRAWS	2,300.00	2,300.00	0.00	0.00	2,300.00
Fund: 099 - COUNTY AND DISTRICT COURT TECHNOLOGY Total:	8,900.00	8,900.00	427.28	4,140.83	4,759.17
Fund: 102 - DISTRICT COURT RECORDS TECHNOLOGY					
43 - FEES	30,000.00	30,000.00	2,410.73	23,414.67	6,585.33
47 - INTEREST	1,000.00	1,000.00	186.52	1,225.45	-225.45
73 - DRAWS	25,000.00	25,000.00	0.00	0.00	25,000.00
Fund: 102 - DISTRICT COURT RECORDS TECHNOLOGY Total:	56,000.00	56,000.00	2,597.25	24,640.12	31,359.88

Revenue Summaries Report

For Fiscal: 2018-2019 Period Ending: 06/30/2019

Category	Original Total Budget	Current Total Budget	MTD Activity	YTD Activity	Budget Remaining
Fund: 103 - COUNTY CLERK RECORDS ARCHIVES					
43 - FEES	543,000.00	543,000.00	47,810.00	371,655.00	171,345.00
47 - INTEREST	20,000.00	20,000.00	4,062.15	27,520.96	-7,520.96
73 - DRAWS	432,000.00	432,000.00	0.00	0.00	432,000.00
Fund: 103 - COUNTY CLERK RECORDS ARCHIVES Total:	995,000.00	995,000.00	51,872.15	399,175.96	595,824.04
Fund: 113 - REGIONAL PUBLIC DEFENDER GRANT					
42 - INTERGOVERNMENTAL	5,388,494.00	4,388,494.00	465,040.81	3,618,031.57	770,462.43
47 - INTEREST	0.00	0.00	3,030.29	32,145.45	-32,145.45
48 - OTHER REVENUE	0.00	0.00	0.00	176.15	-176.15
73 - DRAWS	214,230.00	214,230.00	0.00	0.00	214,230.00
80 - TRANSFERS	127,877.00	127,877.00	0.00	127,877.00	0.00
Fund: 113 - REGIONAL PUBLIC DEFENDER GRANT Total:	5,730,601.00	4,730,601.00	468,071.10	3,778,230.17	952,370.83
Fund: 122 - SHERIFF CONTRABAND					
46 - FINES/FORF	350,000.00	350,000.00	0.00	122,687.75	227,312.25
47 - INTEREST	3,500.00	3,500.00	0.00	4,855.74	-1,355.74
48 - OTHER REVENUE	10,000.00	10,000.00	0.00	20,430.70	-10,430.70
Fund: 122 - SHERIFF CONTRABAND Total:	363,500.00	363,500.00	0.00	147,974.19	215,525.81
Fund: 124 - INMATE SUPPLY					
47 - INTEREST	10,500.00	10,500.00	0.00	24,950.28	-14,450.28
48 - OTHER REVENUE	830,000.00	830,000.00	0.00	626,100.15	203,899.85
Fund: 124 - INMATE SUPPLY Total:	840,500.00	840,500.00	0.00	651,050.43	189,449.57
Fund: 128 - HOMELAND SECURITY GRANT					
42 - INTERGOVERNMENTAL	140,234.00	140,234.00	0.00	75,125.20	65,108.80
Fund: 128 - HOMELAND SECURITY GRANT Total:	140,234.00	140,234.00	0.00	75,125.20	65,108.80
Fund: 142 - LEOSE SHERIFF					
42 - INTERGOVERNMENTAL	98,631.00	98,631.00	0.00	23,823.42	74,807.58
47 - INTEREST	250.00	250.00	185.82	1,256.40	-1,006.40
Fund: 142 - LEOSE SHERIFF Total:	98,881.00	98,881.00	185.82	25,079.82	73,801.18
Fund: 145 - SHERIFF COMMISSARY SALARY					
42 - INTERGOVERNMENTAL	588,405.00	588,405.00	45,254.68	370,318.96	218,086.04
Fund: 145 - SHERIFF COMMISSARY SALARY Total:	588,405.00	588,405.00	45,254.68	370,318.96	218,086.04
Fund: 146 - LECD EMERGENCY COMMUNICATION GRANT					
42 - INTERGOVERNMENTAL	0.00	5,813.00	0.00	1,227.00	4,586.00
Fund: 146 - LECD EMERGENCY COMMUNICATION GRANT Total:	0.00	5,813.00	0.00	1,227.00	4,586.00
Fund: 152 - JMHCP GRANT					
42 - INTERGOVERNMENTAL	199,436.00	199,436.00	0.00	37,818.31	161,617.69
48 - OTHER REVENUE	130,377.00	104,101.00	2,954.60	6,115.52	97,985.48
Fund: 152 - JMHCP GRANT Total:	329,813.00	303,537.00	2,954.60	43,933.83	259,603.17
Fund: 161 - CDA BUSINESS CRIMES					
43 - FEES	60,000.00	60,000.00	4,706.64	49,476.74	10,523.26
47 - INTEREST	380.00	380.00	71.20	1,750.52	-1,370.52
48 - OTHER REVENUE	48,120.00	48,120.00	1,316.41	12,879.47	35,240.53
Fund: 161 - CDA BUSINESS CRIMES Total:	108,500.00	108,500.00	6,094.25	64,106.73	44,393.27
Fund: 163 - CDA CONTRABAND					
47 - INTEREST	135.00	135.00	133.25	972.13	-837.13
48 - OTHER REVENUE	76,000.00	76,000.00	12,577.71	106,610.47	-30,610.47
Fund: 163 - CDA CONTRABAND Total:	76,135.00	76,135.00	12,710.96	107,582.60	-31,447.60
Fund: 166 - CDA JAG GRANT					
42 - INTERGOVERNMENTAL	27,698.00	199,501.00	0.00	115,199.71	84,301.29
47 - INTEREST	0.00	0.00	201.92	1,713.01	-1,713.01
Fund: 166 - CDA JAG GRANT Total:	27,698.00	199,501.00	201.92	116,912.72	82,588.28
Fund: 171 - CDA VOCA VICTIM ADVOCACY PROJECT					
42 - INTERGOVERNMENTAL	118,453.00	118,453.00	7,690.51	68,101.61	50,351.39
80 - TRANSFERS	29,613.00	29,613.00	1,922.63	17,025.41	12,587.59
Fund: 171 - CDA VOCA VICTIM ADVOCACY PROJECT Total:	148,066.00	148,066.00	9,613.14	85,127.02	62,938.98

Revenue Summaries Report

For Fiscal: 2018-2019 Period Ending: 06/30/2019

Category	Original Total Budget	Current Total Budget	MTD Activity	YTD Activity	Budget Remaining
Fund: 201 - GENERAL OBLIGATION REFUNDING BONDS, SERIES 2016					
40 - TAX COLLECTIONS	6,477,594.00	6,477,594.00	32,729.87	6,349,541.54	128,052.46
47 - INTEREST	9,000.00	9,000.00	2,773.85	28,468.10	-19,468.10
Fund: 201 - GENERAL OBLIGATION REFUNDING BONDS, SERIES 2016 Tot	6,486,594.00	6,486,594.00	35,503.72	6,378,009.64	108,584.36
Fund: 204 - TAX NOTES, SERIES 2013					
40 - TAX COLLECTIONS	1,400,331.00	1,400,331.00	7,080.32	1,372,699.00	27,632.00
47 - INTEREST	2,000.00	2,000.00	255.43	4,009.12	-2,009.12
Fund: 204 - TAX NOTES, SERIES 2013 Total:	1,402,331.00	1,402,331.00	7,335.75	1,376,708.12	25,622.88
Fund: 206 - GENERAL OBLIGATION REFUNDING BONDS, SERIES 2013					
40 - TAX COLLECTIONS	197,209.00	197,209.00	998.00	193,326.89	3,882.11
47 - INTEREST	2,000.00	2,000.00	444.24	3,230.80	-1,230.80
Fund: 206 - GENERAL OBLIGATION REFUNDING BONDS, SERIES 2013 Tot	199,209.00	199,209.00	1,442.24	196,557.69	2,651.31
Fund: 301 - MPO ROAD CONSTRUCTION					
42 - INTERGOVERNMENTAL	2,648,000.00	2,648,000.00	0.00	0.00	2,648,000.00
80 - TRANSFERS	1,009,600.00	1,009,600.00	0.00	143,543.07	866,056.93
Fund: 301 - MPO ROAD CONSTRUCTION Total:	3,657,600.00	3,657,600.00	0.00	143,543.07	3,514,056.93
Fund: 306 - CRTC RENOVATIONS					
47 - INTEREST	0.00	0.00	277.58	2,296.38	-2,296.38
73 - DRAWS	332,106.00	332,106.00	0.00	0.00	332,106.00
Fund: 306 - CRTC RENOVATIONS Total:	332,106.00	332,106.00	277.58	2,296.38	329,809.62
Fund: 307 - CRTC RENOVATIONS #2					
47 - INTEREST	2,000.00	2,000.00	823.65	5,796.90	-3,796.90
80 - TRANSFERS	898,000.00	898,000.00	0.00	0.00	898,000.00
Fund: 307 - CRTC RENOVATIONS #2 Total:	900,000.00	900,000.00	823.65	5,796.90	894,203.10
Fund: 401 - EMPLOYEE HEALTH BENEFIT					
47 - INTEREST	60,000.00	60,000.00	12,853.39	88,896.47	-28,896.47
48 - OTHER REVENUE	13,163,000.00	13,163,000.00	892,482.36	9,994,068.52	3,168,931.48
73 - DRAWS	40,000.00	40,000.00	0.00	0.00	40,000.00
Fund: 401 - EMPLOYEE HEALTH BENEFIT Total:	13,263,000.00	13,263,000.00	905,335.75	10,082,964.99	3,180,035.01
Fund: 403 - WORKERS COMPENSATION					
47 - INTEREST	150,000.00	150,000.00	12,527.46	85,032.88	64,967.12
48 - OTHER REVENUE	1,505,500.00	1,505,500.00	119,902.29	1,248,744.67	256,755.33
73 - DRAWS	4,000,000.00	4,000,000.00	0.00	0.00	4,000,000.00
Fund: 403 - WORKERS COMPENSATION Total:	5,655,500.00	5,655,500.00	132,429.75	1,333,777.55	4,321,722.45
Total Surplus (Deficit):	181,369,312.00	180,766,763.00	6,024,068.17	135,782,199.50	

Fund Summary

Fund	Original Total Budget	Current Total Budget	MTD Activity	YTD Activity	Budget Remaining
011 - GENERAL FUND	112,933,749.00	112,933,749.00	3,347,720.39	93,686,201.67	19,247,547.33
020 - CONSOLIDATED ROAD	9,011,283.00	9,011,283.00	234,558.94	7,214,002.02	1,797,280.98
031 - PRECINCT 1 PARK	194,083.00	194,083.00	1,815.68	115,046.94	79,036.06
032 - SLATON/ROOSEVELT P	173,649.00	173,649.00	1,389.84	106,438.35	67,210.65
033 - IDALOU/NEW DEAL PA	260,228.00	260,228.00	1,293.34	107,922.82	152,305.18
034 - SHALLOWATER PARK	154,711.00	154,711.00	1,396.28	106,214.30	48,496.70
041 - PERMANENT IMPROVE	4,422,756.00	4,422,756.00	57,322.24	2,422,047.23	2,000,708.77
042 - NEW ROAD	690,000.00	690,000.00	0.00	0.00	690,000.00
043 - LCETRZ NO1 TAX INCRE	254,655.00	400,606.00	604.28	149,551.69	251,054.31
050 - JUVENILE STAR PROGR	546,735.00	601,895.00	0.00	601,894.65	0.35
051 - JUVENILE PROBATION	7,207,558.00	7,207,558.00	508,324.13	4,561,766.73	2,645,791.27
070 - ON LINE ACCESS	100,000.00	100,000.00	3,815.26	35,918.78	64,081.22
071 - LC PRIVATE DEFENDER	0.00	45,000.00	10,000.00	45,000.00	0.00
074 - COUNTY DRUG COURT	38,740.00	38,740.00	4,678.08	18,326.84	20,413.16
075 - DISPUTE RESOLUTION	328,600.00	328,600.00	24,748.57	240,201.37	88,398.63
076 - USDA AG MEDIATION	175,500.00	175,500.00	38,031.40	75,085.71	100,414.29
077 - DOMESTIC RELATIONS	211,600.00	211,600.00	16,755.51	148,127.75	63,472.25
081 - LAW LIBRARY	180,698.00	180,698.00	13,135.46	122,232.96	58,465.04
083 - ELECTION SERVICES	744,775.00	744,775.00	0.00	0.00	744,775.00
085 - ELECTION ADMINISTRA	112,500.00	112,500.00	176.96	1,215.70	111,284.30
086 - ELECTION EQUIPMENT	79,500.00	79,500.00	468.39	3,337.45	76,162.55
089 - HISTORICAL CANNON R	0.00	0.00	7.65	54.60	-54.60
090 - DISTRICT CLERK RECOR	44,701.00	44,701.00	1,542.46	14,498.67	30,202.33
091 - COUNTY CLERK RECOR	1,246,829.00	1,246,829.00	52,970.47	407,625.92	839,203.08
092 - COUNTY RECORDS MG	425,676.00	425,676.00	4,709.67	45,617.46	380,058.54
093 - COURTHOUSE SECURIT	110,000.00	110,000.00	8,907.25	75,687.00	34,313.00
094 - COURT RECORD PRESE	125,000.00	125,000.00	4,093.72	37,639.89	87,360.11
096 - HISTORICAL COMMISSI	8,700.00	8,700.00	34.86	4,931.55	3,768.45
097 - CHILD ABUSE PREVENT	425.00	425.00	11.94	82.58	342.42
098 - JUSTICE COURT TECHN	178,088.00	178,088.00	2,423.81	21,248.95	156,839.05
099 - COUNTY AND DISTRICT	8,900.00	8,900.00	427.28	4,140.83	4,759.17
102 - DISTRICT COURT RECO	56,000.00	56,000.00	2,597.25	24,640.12	31,359.88
103 - COUNTY CLERK RECOR	995,000.00	995,000.00	51,872.15	399,175.96	595,824.04
113 - REGIONAL PUBLIC DEF	5,730,601.00	4,730,601.00	468,071.10	3,778,230.17	952,370.83
122 - SHERIFF CONTRABAND	363,500.00	363,500.00	0.00	147,974.19	215,525.81
124 - INMATE SUPPLY	840,500.00	840,500.00	0.00	651,050.43	189,449.57
128 - HOMELAND SECURITY	140,234.00	140,234.00	0.00	75,125.20	65,108.80
142 - LEOSE SHERIFF	98,881.00	98,881.00	185.82	25,079.82	73,801.18
145 - SHERIFF COMMISSARY	588,405.00	588,405.00	45,254.68	370,318.96	218,086.04
146 - LECD EMERGENCY CO	0.00	5,813.00	0.00	1,227.00	4,586.00
152 - JMHCP GRANT	329,813.00	303,537.00	2,954.60	43,933.83	259,603.17
161 - CDA BUSINESS CRIMES	108,500.00	108,500.00	6,094.25	64,106.73	44,393.27
163 - CDA CONTRABAND	76,135.00	76,135.00	12,710.96	107,582.60	-31,447.60
166 - CDA JAG GRANT	27,698.00	199,501.00	201.92	116,912.72	82,588.28
171 - CDA VOCA VICTIM ADV	148,066.00	148,066.00	9,613.14	85,127.02	62,938.98
201 - GENERAL OBLIGATION	6,486,594.00	6,486,594.00	35,503.72	6,378,009.64	108,584.36
204 - TAX NOTES, SERIES 201	1,402,331.00	1,402,331.00	7,335.75	1,376,708.12	25,622.88
206 - GENERAL OBLIGATION	199,209.00	199,209.00	1,442.24	196,557.69	2,651.31
301 - MPO ROAD CONSTRUC	3,657,600.00	3,657,600.00	0.00	143,543.07	3,514,056.93
306 - CRTC RENOVATIONS	332,106.00	332,106.00	277.58	2,296.38	329,809.62
307 - CRTC RENOVATIONS #	900,000.00	900,000.00	823.65	5,796.90	894,203.10
401 - EMPLOYEE HEALTH BE	13,263,000.00	13,263,000.00	905,335.75	10,082,964.99	3,180,035.01
403 - WORKERS COMPENSA	5,655,500.00	5,655,500.00	132,429.75	1,333,777.55	4,321,722.45
Total Surplus (Deficit):	181,369,312.00	180,766,763.00	6,024,068.17	135,782,199.50	

Issued January 17, 2013

LUBBOCK COUNTY, TEXAS

Debt Service Maturity Schedule - Tax Notes, Series 2013

<u>Fiscal Year</u>	<u>Debt Service Funds</u>		
	<u>Principal</u>	<u>Interest</u>	<u>Total</u>
2019	\$ 1,190,000.00	\$ 48,500.00	\$ 1,238,500.00
2020	\$ 1,220,000.00	\$ 18,300.00	\$ 1,238,300.00
<u>TOTAL</u>	<u>\$ 2,410,000.00</u>	<u>\$ 66,800.00</u>	<u>\$ 2,476,800.00</u>

Issued January 17, 2013

LUBBOCK COUNTY, TEXAS

Debt Service Maturity Schedule - Refunding Bonds, Series 2013

<u>Fiscal Year</u>	<u>Debt Service Funds</u>		
	<u>Principal</u>	<u>Interest</u>	<u>Total</u>
2019	\$ -	\$ 172,700.00	\$ 172,700.00
2020	\$ -	\$ 172,700.00	\$ 172,700.00
2021	\$ 635,000.00	\$ 163,175.00	\$ 798,175.00
2022	\$ 655,000.00	\$ 140,550.00	\$ 795,550.00
2023	\$ 680,000.00	\$ 113,850.00	\$ 793,850.00
2024	\$ 875,000.00	\$ 87,125.00	\$ 962,125.00
2025	\$ 905,000.00	\$ 55,900.00	\$ 960,900.00
2026	\$ 945,000.00	\$ 18,900.00	\$ 963,900.00
<u>TOTAL</u>	<u>\$ 4,695,000.00</u>	<u>\$ 924,900.00</u>	<u>\$ 5,619,900.00</u>

Issued November 1, 2016

LUBBOCK COUNTY, TEXAS

Debt Service Maturity Schedule - Refunding Bonds, Series 2016

<u>Fiscal Year</u>	<u>Debt Service Funds</u>		
	<u>Principal</u>	<u>Interest</u>	<u>Total</u>
2019	\$ 4,650,000.00	\$ 1,086,250.00	\$ 5,736,250.00
2020	\$ 4,815,000.00	\$ 919,375.00	\$ 5,734,375.00
2021	\$ 5,065,000.00	\$ 672,375.00	\$ 5,737,375.00
2022	\$ 5,320,000.00	\$ 412,750.00	\$ 5,732,750.00
2023	\$ 5,595,000.00	\$ 139,875.00	\$ 5,734,875.00
<u>TOTAL</u>	<u>\$ 25,445,000.00</u>	<u>\$ 3,230,625.00</u>	<u>\$ 28,675,625.00</u>

LUBBOCK COUNTY, TEXAS

Debt Service Maturity Schedule - Combined

<u>Fiscal Year</u>	<u>Debt Service Funds</u>		
	<u>Principal</u>	<u>Interest</u>	<u>Total</u>
2019	\$ 5,840,000.00	\$ 1,307,450.00	\$ 7,147,450.00
2020	\$ 6,035,000.00	\$ 1,110,375.00	\$ 7,145,375.00
2021	\$ 5,700,000.00	\$ 835,550.00	\$ 6,535,550.00
2022	\$ 5,975,000.00	\$ 553,300.00	\$ 6,528,300.00
2023	\$ 6,275,000.00	\$ 253,725.00	\$ 6,528,725.00
2024	\$ 875,000.00	\$ 87,125.00	\$ 962,125.00
2025	\$ 905,000.00	\$ 55,900.00	\$ 960,900.00
2026	\$ 945,000.00	\$ 18,900.00	\$ 963,900.00
<u>TOTAL</u>	<u>\$ 32,550,000.00</u>	<u>\$ 4,222,325.00</u>	<u>\$ 36,772,325.00</u>

Date: 06/26/19
 Time: 18:34:16
 User: ACCT1

Current Month Check Summary (Prin. & Int. Paid)
 For 06/30/19

Report#: A005
 Version: PI
 Page#: 1

Institution: G18 (Lubbock County) - Portfolio: 1 (Investment Portfolio)

CUSIP	Trans#	Current Values			Jun/19		Year-to-Date		
		Par Value	UnAmortized	Interest-Pd	Prin-Paid	P & I Paid	Interest-Pd	Prin-Paid	P & I Paid
Security Group: U.S. GOVERNMENT AGENCY (AGEN) - Security Type: FED FARM CREDIT NOTE FIXED (FFCB)									
3133EFH42	1603080314	2500000.00	0.00	0.00	0.00	0.00	23437.50	0.00	23437.50
3133EFZL4	1602100128	0.00	0.00	0.00	0.00	0.00	0.00	0.00	0.00
3133EGEH4	1704260086	2090000.00	8260.48	21109.00	0.00	21109.00	42218.00	0.00	42218.00
3133EGQP3	1608170015	2000000.00	0.00	0.00	0.00	0.00	14400.00	0.00	14400.00
3133EGRK3	1608160049	3000000.00	0.00	0.00	0.00	0.00	24000.00	0.00	24000.00
3133EGXA8	1610110299	3000000.00	0.00	0.00	0.00	0.00	25950.00	0.00	25950.00
Sec-Type - FFCB:		12590000.00	8260.48	21109.00	0.00	21109.00	130005.50	0.00	130005.50
Security Group: U.S. GOVERNMENT AGENCY (AGEN) - Security Type: FED HOME LOAN BANK NOTE FIXED (FHLB)									
3130A7Q81	1605200020	5000000.00	1888.84	0.00	0.00	0.00	74000.00	0.00	74000.00
3130A7QZ1	1604130033	3000000.00	1134.55	0.00	0.00	0.00	40500.00	0.00	40500.00
3130A9BK6	1801250065	0.00	0.00	0.00	0.00	0.00	0.00	0.00	0.00
3130A9ET4	1609140036	3000000.00	0.00	0.00	0.00	0.00	26250.00	0.00	26250.00
3130A9ZE4	1612080299	4000000.00	20836.62	40000.00	0.00	40000.00	80000.00	0.00	80000.00
3130AC5J9	1710180029	2350000.00	162.27	0.00	0.00	0.00	28787.50	0.00	28787.50
3130ADFH0	1802230040	0.00	0.00	0.00	0.00	0.00	0.00	0.00	0.00
Sec-Type - FHLB:		17350000.00	24022.28	40000.00	0.00	40000.00	249537.50	0.00	249537.50
Security Group: U.S. GOVERNMENT AGENCY (AGEN) - Security Type: FHLMC NOTE FIXED (FHMC)									
3134GBZT2	1903080096	2000000.00	31412.18	0.00	0.00	0.00	0.00	0.00	0.00
3134GSDC5	1802080282	0.00	0.00	0.00	0.00	0.00	0.00	0.00	0.00
3134GSCQ6	1803270046	0.00	0.00	0.00	0.00	0.00	0.00	0.00	0.00
3134GSCT0	1803080069	0.00	0.00	0.00	0.00	0.00	0.00	0.00	0.00
3134GSDJ1	1803080176	0.00	0.00	0.00	0.00	0.00	0.00	0.00	0.00
3134GSDJ1	1804100017	0.00	0.00	0.00	0.00	0.00	0.00	0.00	0.00
3134GTCK7	1904080220	2000000.00	1000.00	0.00	0.00	0.00	0.00	0.00	0.00
Sec-Type - FHMC:		4000000.00	32412.18	0.00	0.00	0.00	0.00	0.00	0.00
Security Group: U.S. GOVERNMENT AGENCY (AGEN) - Security Type: FNMA NOTE FIXED (FNDB)									
3136G32B0	1609270246	2000000.00	0.00	0.00	0.00	0.00	13500.00	0.00	13500.00
3136G33B9	1608180021	3000000.00	0.00	0.00	0.00	0.00	21000.00	0.00	21000.00
3136G3C52	1607190085	3000000.00	254.12	0.00	0.00	0.00	36000.00	0.00	36000.00
3136G3W50	1608100007	3000000.00	1652.06	0.00	0.00	0.00	18750.00	0.00	18750.00
3136G3XF7	1607210051	4000000.00	2966.97	0.00	0.00	0.00	25000.00	0.00	25000.00
3136G3XK6	1607180063	3390000.00	3821.22	0.00	0.00	0.00	25425.00	0.00	25425.00
3136G3ZY4	1607150502	3000000.00	1275.27	0.00	0.00	0.00	19500.00	0.00	19500.00
3136G4ER0	1611080096	3000000.00	870.86	0.00	0.00	0.00	48000.00	0.00	48000.00
Sec-Type - FNDB:		24390000.00	10840.50	0.00	0.00	0.00	207175.00	0.00	207175.00
Sec-Group - AGEN:		58330000.00	75535.44	61109.00	0.00	61109.00	586718.00	0.00	586718.00
Institution/Port:		58330000.00	75535.44	61109.00	0.00	61109.00	586718.00	0.00	586718.00

Date: 06/26/19
 Time: 18:34:16
 User: ACCT1

Current Month Check Summary (Prin. & Int. Paid)
 For 06/30/19

Report#: A005
 Version: PI
 Page#: 2

Institution: G18 (Lubbock County) - Portfolio: 1 (Investment Portfolio)

Security Group	Security Type	Current Values			Jun/19		Year-to-Date		
		Par Value	UnAmortized	Interest-Pd	Prin-Paid	P & I Paid	Interest-Pd	Prin-Paid	P & I Paid
AGEN	FFCB	12590000.00	8260.48	21109.00	0.00	21109.00	130005.50	0.00	130005.50
	FHLB	17350000.00	24022.28	40000.00	0.00	40000.00	249537.50	0.00	249537.50
	FHMC	4000000.00	32412.18	0.00	0.00	0.00	0.00	0.00	0.00
	FNDB	24390000.00	10840.50	0.00	0.00	0.00	207175.00	0.00	207175.00
		58330000.00	75535.44	61109.00	0.00	61109.00	586718.00	0.00	586718.00

Date: 06/26/19
 Time: 18:34:16
 User: ACCT1

Accounting Summary Report
 For 06/30/19

Report#: A005
 Version: ACCT
 Page#: 1

Institution: G18 (Lubbock County) - Portfolio: 1 (Investment Portfolio)

CUSIP	Trans#	Current Values			Jun/19		Year-to-Date		
		Par Value	Int-Rec/Pay	Accrued-Int	Accret/Amort	Book-G/L	Accrued-Int	Accret/Amort	Book-G/L
Security Group: U.S. GOVERNMENT AGENCY (AGEN) - Security Type: FED FARM CREDIT NOTE FIXED (FFCB)									
3133EFH42	1603080314	2500000.00	15494.79	3906.25	0.00	0.00	35156.25	0.00	0.00
3133EFZL4	1602100128	0.00	0.00	0.00	0.00	0.00	10833.33	0.00	-111000.00
3133EGEH4	1704260086	2090000.00	2110.90	3518.17	163.68	0.00	31663.50	1506.98	0.00
3133EGQP3	1608170015	2000000.00	10800.00	2400.00	0.00	0.00	21600.00	0.00	0.00
3133EGRK3	1608160049	3000000.00	17866.67	4000.00	0.00	0.00	36000.00	0.00	0.00
3133EGXA8	1610110299	3000000.00	25517.50	4325.00	0.00	0.00	38925.00	0.00	0.00
Sec-Type - FFCB:		12590000.00	71789.86	18149.42	163.68	0.00	174178.08	1506.98	-111000.00
Security Group: U.S. GOVERNMENT AGENCY (AGEN) - Security Type: FED HOME LOAN BANK NOTE FIXED (FHLB)									
3130A7Q81	1605200020	5000000.00	16033.33	6166.66	78.55	0.00	55500.00	740.09	0.00
3130A7QZ1	1604130033	3000000.00	7087.50	3375.00	45.04	0.00	30375.00	444.85	0.00
3130A9BK6	1801250065	0.00	0.00	0.00	0.00	0.00	9750.00	3289.71	-99680.42
3130A9ET4	1609140036	3000000.00	13562.50	4375.00	0.00	0.00	39375.00	0.00	0.00
3130A9ZEA	1612080299	4000000.00	5333.33	6666.66	355.28	0.00	60000.00	3356.81	0.00
3130AC5J9	1710180029	2350000.00	19671.46	4797.92	0.00	0.00	43181.25	14.93	0.00
3130ADFH0	1802230040	0.00	0.00	0.00	0.00	0.00	5404.45	365.81	-52894.47
Sec-Type - FHLB:		17350000.00	61688.12	25381.24	478.87	0.00	243585.70	8212.20	-152574.89
Security Group: U.S. GOVERNMENT AGENCY (AGEN) - Security Type: FHLMC NOTE FIXED (FHMC)									
3134GBZT2	1903080096	2000000.00	17652.78	3416.67	830.54	0.00	13325.00	3187.82	0.00
3134GSD05	1802080282	0.00	0.00	0.00	0.00	0.00	8075.00	150.88	-53746.50
3134GSCQ6	1803270046	0.00	0.00	0.00	0.00	0.00	5347.23	96.47	-40814.25
3134GSCT0	1803080069	0.00	0.00	0.00	0.00	0.00	6422.50	37.06	-50146.35
3134GSDJ1	1803080176	0.00	0.00	0.00	0.00	0.00	2875.00	0.00	-53090.17
3134GSDJ1	1804100017	0.00	0.00	0.00	0.00	0.00	4472.23	14.16	-29200.72
3134GTCK7	1904080220	2000000.00	11611.11	4583.33	0.00	0.00	11611.11	0.00	0.00
Sec-Type - FHMC:		4000000.00	29263.89	8000.00	830.54	0.00	52128.07	3486.39	-226997.99
Security Group: U.S. GOVERNMENT AGENCY (AGEN) - Security Type: FNMA NOTE FIXED (FNDB)									
3136G32B0	1609270246	2000000.00	9525.00	2250.00	0.00	0.00	20250.00	0.00	0.00
3136G33B9	1608180021	3000000.00	14700.00	3500.00	0.00	0.00	31500.00	0.00	0.00
3136G3C52	1607190085	3000000.00	6400.00	3000.00	11.00	0.00	27000.00	129.71	0.00
3136G3W50	1608100007	3000000.00	13229.17	3125.00	65.17	0.00	28125.00	559.59	0.00
3136G3XF7	1607210051	4000000.00	21388.89	4166.67	124.55	0.00	37500.00	1059.48	0.00
3136G3XK6	1607180063	3390000.00	21752.50	4237.50	95.21	0.00	38137.50	783.94	0.00
3136G3ZY4	1607150502	3000000.00	16683.33	3250.00	56.07	0.00	29250.00	457.00	0.00
3136G4ER0	1611080096	3000000.00	8533.33	4000.00	13.41	0.00	36000.00	175.32	0.00
Sec-Type - FNDB:		24390000.00	112212.22	27529.17	365.41	0.00	247762.50	3165.04	0.00
Sec-Group - AGEN:		58330000.00	274954.09	79059.83	1838.50	0.00	717654.35	16370.61	-490572.88
Institution/Port:		58330000.00	274954.09	79059.83	1838.50	0.00	717654.35	16370.61	-490572.88

Date: 06/26/19
 Time: 18:34:16
 User: ACCT1

Accounting Summary Report
 For 06/30/19

Report#: A005
 Version: ACCT
 Page#: 2

Institution: G18 (Lubbock County) - Portfolio: 1 (Investment Portfolio)


Security Group	Security Type	Current Values			Jun/19		Year-to-Date		
		Par Value	Int-Rec/Pay	Accrued-Int	Accret/Amort	Book-G/L	Accrued-Int	Accret/Amort	Book-G/L
AGEN	FFCB	12590000.00	71789.86	18149.42	163.68	0.00	174178.08	1506.98	-111000.00
	FHLB	17350000.00	61688.12	25381.24	478.87	0.00	243585.70	8212.20	-152574.89
	FHMC	4000000.00	29263.89	8000.00	830.54	0.00	52128.07	3486.39	-226997.99
	FNDB	24390000.00	112212.22	27529.17	365.41	0.00	247762.50	3165.04	0.00
		58330000.00	274954.09	79059.83	1838.50	0.00	717654.35	16370.61	-490572.88

**Lubbock County (G18)
Investment Portfolio (1)**

Portfolio Composition

as of 06/30/2019

U.S. Government Agencies, 100.0%



Security Group	Yield		Book Value				Market Value	Gain / (Loss)
	Book	TEY	AFS	HTM	Total	%		
U.S. Government Agencies	1.67	1.67	58,254,465	0	58,254,465	100.0 %	57,775,969	(478,496)
Total	1.67	1.67	58,254,465	0	58,254,465		57,775,969	(478,496)
			100.0 %	0.0 %	100.0%			
Market Value			57,775,969	0	57,775,969			
Gain/(Loss)			(478,496)	0	(478,496)			

Market price date as of 6/20/2019.

Lubbock County, Texas
 Transfer From/To
 Year to Date
 June 2019

Xfer From Account	Xfer From Budget	Xfer From Amount	Xfer To Account	Xfer To Budget	Xfer To Amount	+/- Sept18	Xfer To Amt Adjusted Amt	Difference Xfer to/from
011-999-9011020	4,538,943.00	4,538,943.00	020-8020011	4,538,943.00	4,538,943.00		4,538,943.00	-
011-999-9011041			041-8041011				-	-
011-999-9011042			042-8042011				-	-
011-999-9011043		145,950.31	043-8043011		145,950.31		145,950.31	-
011-999-9011051	6,000,000.00	4,500,000.00	051-8051011	6,000,000.00	4,500,000.00		4,500,000.00	-
011-999-9011081	8,198.00		081-8081011	8,198.00			-	-
011-999-9011086			086-8086011				-	-
011-999-9011096	8,100.00		096-8096011	8,100.00			-	-
011-999-9011113	127,877.00	127,877.00	113-8113011	127,877.00	127,877.00		127,877.00	-
011-999-9011164	138,020.00	89,919.99	164-8164011	138,020.00	99,039.73	(9,119.74)	89,919.99	-
011-999-9011171	29,613.00	17,025.41	171-8171011	29,613.00	17,025.41		17,025.41	-
011-999-9011175			175-8175011				-	-
011-999-9011301	1,009,600.00	143,543.07	301-8301011	1,009,600.00	143,543.07		143,543.07	-
011-999-9011304			304-8304011				-	-
011-999-9011307	898,000.00		307-8011307	898,000.00			-	-
011-999-9011640	311,553.00	177,116.96	640-8640011	311,553.00	192,157.22	(15,040.26)	177,116.96	-
042-999-9042020	690,000.00	690,000.00	020-8020042	690,000.00	690,000.00		690,000.00	-
051-999-9051050	121,735.00	175,000.00	050-8050051	121,735.00	175,000.00		175,000.00	-
051-999-9051054	432,530.00		054-8054051	432,530.00			-	-
051-999-9051055	3,904,048.00	1,766,815.95	055-8055051	3,904,048.00	1,948,421.62	(181,605.67)	1,766,815.95	-
051-999-9051057	217,633.00	131,032.05	057-8057051	217,633.00	131,032.05		131,032.05	-
051-999-9051064	173,422.00	73,175.80	064-8064051	173,422.00	75,839.46	(2,663.66)	73,175.80	-
075-999-9075076		5,915.08	076-8076075		5,915.08		5,915.08	-
403-400-9402011	4,000,000.00	4,000,000.00	011-8011403	4,000,000.00	4,000,000.00		4,000,000.00	-
606-999-9606601			601-8601606				-	-
606-999-9606602	14,712.00	15,109.33	602-8602606	14,712.00	15,109.33		15,109.33	-
606-999-9606603	17,173.00	15,228.64	603-8603606	17,173.00	15,228.64		15,228.64	-
606-999-9606604		1,246.85	604-8604606		1,246.85		1,246.85	-
606-999-9606607	11,222.00	10,696.29	607-8607606	11,222.00	10,696.29		10,696.29	-
606-999-9606608			608-8608606				-	-
606-999-9606614	11,051.00	9,971.83	614-8614606	11,051.00	9,971.83		9,971.83	-
606-999-9606616		211.20	616-8616606		211.20		211.20	-
606-999-9606617	21,215.00	15,614.10	617-8617606	21,215.00	15,614.10		15,614.10	-
606-999-9606618	1,342.00		618-8618606	1,342.00			-	-
606-999-9606625	126,986.00	38,792.18	625-8625606	126,986.00	38,792.18		38,792.18	-
606-999-9606650	180,273.00		650-8650606	180,273.00			-	-
	22,993,246.00	16,689,185.04		22,993,246.00			16,689,185.04	-

Lubbock County, Texas
 Sales Tax Revenue
 As of June 2019

Account Number:

011-4010

Title:

COUNTY SALES & USE TAX

Source of Revenue:

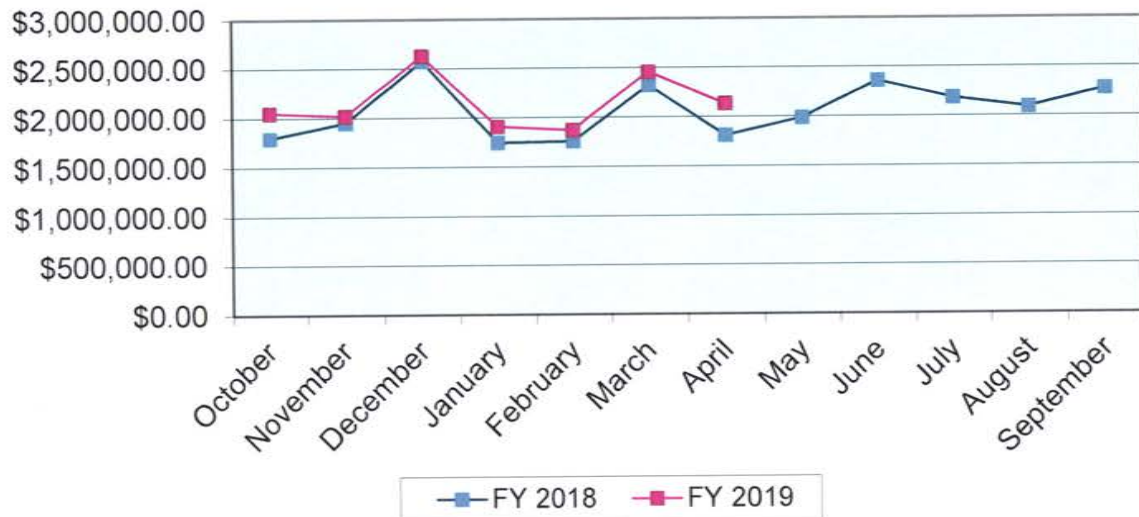
Texas Comptroller Tax Assessor Collector

Description of Revenue:

Imposed tax on the receipts from the sale at retail of taxable items within the county and an excise tax on the use, storage, or other consumption within the county of taxable items purchased, leased, or rented from a retailer during the period that the tax is effective within the county.

Month	FY 2018	FY 2019
October	\$1,791,177.77	\$2,047,193.00
November	\$1,948,063.95	\$2,017,740.76
December	\$2,573,413.20	\$2,623,643.26
January	\$1,744,604.58	\$1,905,908.52
February	\$1,757,570.32	\$1,868,091.56
March	\$2,317,760.40	\$2,454,263.90
April	\$1,808,734.15	\$2,132,186.95
May	\$1,986,093.02	
June	\$2,359,130.30	
July	\$2,184,654.75	
August	\$2,087,832.02	
September	\$2,273,197.01	
Total	\$24,832,231.47	\$15,049,027.95

FY 2018 vs. FY 2019



Lubbock County, Texas
 Ad Valorem Tax Revenue
 As of June 2019

Account Number:

011-4001
 031-4001
 032-4001
 033-4001
 034-4001
 041-4001
 203-4001
 204-4001
 206-4001

Title:

CURRENT AD VALOREM TAXES
 CURRENT AD VALOREM TAXES
 CURRENT AD VALOREM TAXES
 CURRENT AD VALOREM TAXES
 CURRENT AD VALOREM TAXES
 CURRENT AD VALOREM TAXES
 CURRENT AD VALOREM TAXES
 CURRENT AD VALOREM TAXES
 CURRENT AD VALOREM TAXES

Source of Revenue:

Lubbock Central Appraisal District

Description of Revenue:

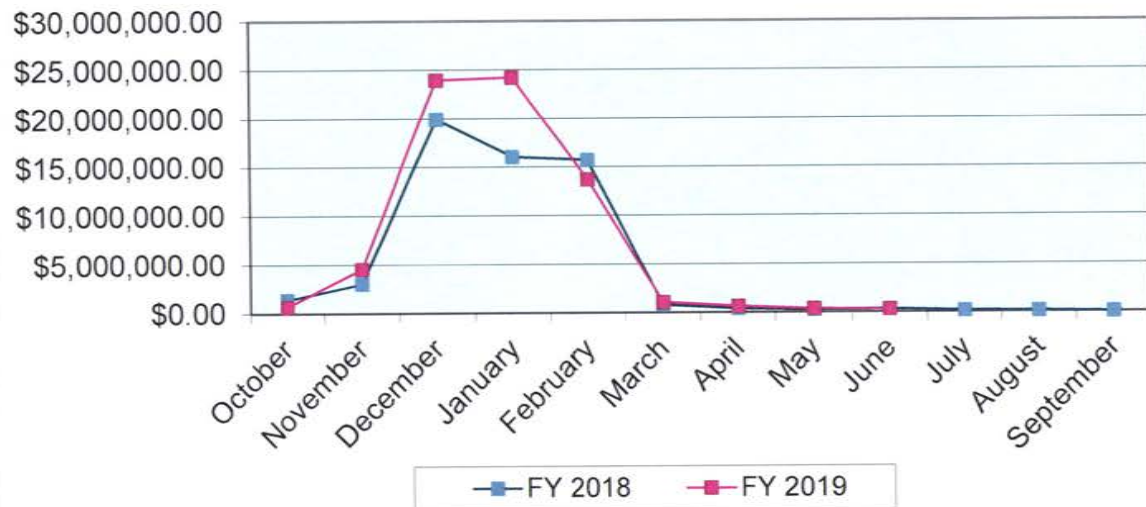
Property Taxes are levied by October 1 on the assessed value listed as of the prior January 1 for all real and business personal property in conformity with Texas Property Code. Taxes are due on receipt of the tax bill and are delinquent if not paid by February 1 of the year following the year in which imposed.

39

Month	FY 2018	FY 2019
October	\$1,357,975.97	\$666,643.51
November	\$2,986,923.42	\$4,505,649.03
December	\$19,902,295.95	\$23,903,247.96
January	\$16,031,076.33	\$24,192,946.51
February	\$15,679,638.46	\$13,685,413.64
March	\$760,589.50	\$1,056,170.01
April	\$380,450.72	\$623,127.28
May	\$258,505.70	\$353,898.88
June	\$285,121.12	\$277,259.10
July	\$135,117.08	
August	\$83,795.79	
September	\$7,668.96	
Total	\$57,869,159.00	\$69,264,355.92

2018 amounts have been adjusted to actual.

FY 2018 vs. FY 2019



Lubbock County, Texas
 Ad Valorem Tax Collections
 June 2019

DATE WIRED	CURRENT		DELINQUENT		SPECIAL INVENTORY	BANK INTEREST	UNCLAIMED REFUNDS	TAX CERTIFICATE	Less: TAX INCREMENT FINANCING (TIF)	TOTAL WIRED
	BASE TAX	P&I	BASE TAX	P&I						
JN 1-5	61,309.58	7,874.10	11,366.63	4,728.73						85,279.04
JN 6-10	28,086.15	3,065.69	6,004.08	2,191.90				10.00		39,357.82
JN 11-13	30,811.76	4,356.70	11,289.80	3,384.52				2,859.00		52,701.78
JN 14-18	10,197.52	1,361.96	2,388.08	903.06		278.16		6.00		15,134.78
JN 19-21	23,879.88	3,380.44	3,545.05	1,498.72				495.00		32,799.09
JN 22-26	26,783.25	3,669.98	2,297.90	872.48				14.00		33,637.61
JN 27-30.1	37,756.39	15,946.81	9,693.46	3,739.00						67,135.66
JN 30.2-5	23,327.17	3,219.39	9,958.85	6,035.62				3.00		42,544.03
										-
										-
										-
										-
										-
										-
										-
Transmittal	242,151.70	42,875.07	56,543.85	23,354.03	-	278.16	-	3,387.00	-	368,589.81
Totals	56,543.85			42,875.07						
Rendition Penalty										
TOTAL RECEIPTS - BASE TAX (NORMAL RECEIPTS)	\$ 298,695.55			66,229.10						\$ 368,589.81
TOTAL NET DISTRIBUTION										

NOTE: Due to timing differences, amounts received in one month may not show on unadjusted Financial Statements until the following month.

Budget Report

For Fiscal: 2018-2019 Period Ending 06/30/19

Account Summary
for
September Year-End Funds



Budget Report

Account Summary

For Fiscal: 2018-2019 Period Ending: 06/30/2019

	Original Total Budget	Current Total Budget	Period Activity	Fiscal Activity	Variance Favorable (Unfavorable)	Percent Remaining
Fund: 011 - GENERAL FUND						
011-4001000	CURRENT AD VALOREM TAXES	59,491,234.00	59,491,234.00	236,374.32	59,050,585.54	-440,648.46 0.74 %
011-4004000	PEN & INT - CURRENT LEVY	255,495.00	255,495.00	27,842.02	219,750.39	-35,744.61 13.99 %
011-4005000	DELIQ TAXES - PRIOR YEARS	493,165.00	493,165.00	35,278.52	347,722.09	-145,442.91 29.49 %
011-4006000	PEN & INT - PRIOR YEARS	202,095.00	202,095.00	13,036.47	157,055.09	-45,039.91 22.29 %
011-4010000	COUNTY SALES & USE TAX	25,200,000.00	25,200,000.00	2,132,186.95	15,049,027.95	-10,150,972.05 40.28 %
011-4101000	COUNTY CLERK	67,750.00	67,750.00	5,729.20	43,799.90	-23,950.10 35.35 %
011-4102000	BEER & LIQUOR PERMITS	121,500.00	121,500.00	14,085.00	75,404.00	-46,096.00 37.94 %
011-4202100	STATE MIXED DRINK TAX	1,400,000.00	1,400,000.00	0.00	740,323.69	-659,676.31 47.12 %
011-4203200	EMERGENCY MGT GRANT	18,000.00	18,000.00	17,411.40	46,931.48	28,931.48 260.73 %
011-4205000	BINGO TAX PROCEEDS	250,000.00	250,000.00	0.00	0.00	-250,000.00 100.00 %
011-4209000	STATE - COUNTY COURTS	287,000.00	287,000.00	63,000.00	209,150.00	-77,850.00 27.13 %
011-4212100	STRADUS A/G CHILD SUPPORT	2,600.00	2,600.00	225.78	1,125.35	-1,474.65 56.72 %
011-4220200	INTER LOCAL AGREEMENT-CITY OF	400,000.00	400,000.00	0.00	185,093.88	-214,906.12 53.73 %
011-4246000	REGIONAL PUBLIC DEFENDER ADM	264,000.00	264,000.00	25,026.00	225,234.00	-38,766.00 14.68 %
011-4248000	GRANT ADMINISTRATION REVENU	2,479.00	2,479.00	0.00	7,696.15	5,217.15 310.45 %
011-4250000	INDIGENT DEFENSE GRANT	336,200.00	336,200.00	0.00	209,278.50	-126,921.50 37.75 %
011-4302000	COUNTY JUDGE	7,000.00	7,000.00	572.00	5,420.00	-1,580.00 22.57 %
011-4303000	COUNTY CLERK	1,300,000.00	1,300,000.00	108,994.44	890,299.34	-409,700.66 31.52 %
011-4305200	J.E.P.J. FEES	5,300.00	5,300.00	315.00	3,115.00	-2,185.00 41.23 %
011-4306000	VRED - TAPE	450.00	450.00	43.95	268.57	-181.43 40.32 %
011-4307000	TRAFFIC	9,000.00	9,000.00	680.41	7,153.48	-1,846.52 20.52 %
011-4308000	CHILD SAFETY - CS	2,775.00	2,775.00	174.91	1,807.28	-967.72 34.87 %
011-4310000	TAX ASSESSOR/COLLECTOR	39,200.00	39,200.00	3,489.00	27,492.00	-11,708.00 29.87 %
011-4313000	AG FILING FEE	0.00	0.00	-66.00	-66.00	-66.00 0.00 %
011-4315000	INDIGENT DEFENSE FEE	1,650.00	1,650.00	403.67	1,095.16	-554.84 33.63 %
011-4322000	PASSPORT FEE - DIST CLERK	30,800.00	30,800.00	4,200.00	38,900.00	8,100.00 126.30 %
011-4323000	DISTRICT CLERK FEES	500,000.00	500,000.00	33,605.96	311,821.06	-188,178.94 37.64 %
011-4331000	JP PRECINCT 1	53,000.00	53,000.00	4,295.84	37,983.08	-15,016.92 28.33 %
011-4332000	JP PRECINCT 2	39,700.00	39,700.00	3,500.53	29,501.02	-10,198.98 25.69 %
011-4333000	JP PRECINCT 3	47,000.00	47,000.00	5,543.27	41,701.06	-5,298.94 11.27 %
011-4334000	JP PRECINCT 4	31,000.00	31,000.00	2,803.82	23,621.94	-7,378.06 23.80 %
011-4340000	DISTRICT ATTORNEY	35,000.00	35,000.00	903.59	9,446.22	-25,553.78 73.01 %
011-4345000	MEDICAL EXAMINER	300,000.00	300,000.00	0.00	21,115.00	-278,885.00 92.96 %
011-4346000	SHERIFF	525,000.00	525,000.00	27,472.24	278,539.94	-246,460.06 46.94 %
011-4347000	INMATE FEES	48,000.00	48,000.00	0.00	0.00	-48,000.00 100.00 %
011-4348000	CONSTABLES	350,000.00	350,000.00	35,573.39	295,737.70	-54,262.30 15.50 %
011-4350000	DEFENSIVE DRIVING FEE	6,000.00	6,000.00	384.57	5,060.48	-939.52 15.66 %
011-4351000	SS FEE-INMATE	28,800.00	28,800.00	1,400.00	13,000.00	-15,800.00 54.86 %
011-4352000	ISSUED WARRANT EXECUTION	65,200.00	65,200.00	3,268.50	33,518.85	-31,681.15 48.59 %
011-4353000	ARREST FEES - COUNTY	7,000.00	7,000.00	372.11	3,275.53	-3,724.47 53.21 %
011-4354100	FAMILY PROTECTION FEE	6,700.00	6,700.00	495.00	3,960.00	-2,740.00 40.90 %
011-4361000	CMI FINE COMMISSION	0.00	0.00	0.44	0.89	0.89 0.00 %
011-4369000	ONLINE SERVICE FEE	25,000.00	25,000.00	0.00	6,410.00	-18,590.00 74.36 %
011-4374000	VITAL STATISTICS PRESERVATION F	4,200.00	4,200.00	398.00	3,107.00	-1,093.00 26.02 %
011-4401000	MOTOR VEHICLE SALES TAX COMM	2,800,000.00	2,800,000.00	0.00	2,918,484.02	118,484.02 104.23 %
011-4402000	CERTIFICATE OF TITLE COMM	400,000.00	400,000.00	35,475.00	262,365.00	-137,635.00 34.41 %
011-4403000	MOTOR VEHICLE COMMISSION	693,700.00	693,700.00	56,389.30	876,828.00	183,128.00 126.40 %
011-4405000	(CVC) COMP TO VICTIMS OF CRIME	150.00	150.00	26.25	91.99	-58.01 38.67 %
011-4406000	LEOA COMMISSION	0.00	0.00	0.05	0.99	0.99 0.00 %
011-4408000	BEER & LIQUOR COMMISSION	1,250.00	1,250.00	135.50	1,080.00	-170.00 13.60 %
011-4411000	CJC COMMISSION	0.00	0.00	0.99	11.28	11.28 0.00 %

Budget Report

For Fiscal: 2018-2019 Period Ending: 06/30/2019

		Original	Current	Period	Fiscal	Variance	
		Total Budget	Total Budget	Activity	Activity	Favorable	Percent
						(Unfavorable)	Remaining
011-4412000	JCPT COMMISSION	0.00	0.00	2.18	5.94	5.94	0.00 %
011-4414000	JPD COMM	0.00	0.00	31.07	121.61	121.61	0.00 %
011-4416000	ARREST FEES - COMM	17,250.00	17,250.00	6,202.14	15,834.62	-1,415.38	8.21 %
011-4417000	LEMI COMMISSION	0.00	0.00	0.03	0.42	0.42	0.00 %
011-4418000	CRIMESTOPPERS-COMM	0.00	0.00	0.10	0.68	0.68	0.00 %
011-4422000	DNA TESTING FEE	0.00	0.00	8.40	28.31	28.31	0.00 %
011-4424000	SEPTIC INSPECTION	55,000.00	55,000.00	4,650.00	38,700.00	-16,300.00	29.64 %
011-4425000	FLSI COMM	3,760.00	3,760.00	1,136.85	3,235.51	-524.49	13.95 %
011-4426000	FA COMM	100.00	100.00	9.61	27.87	-72.13	72.13 %
011-4427000	CCC COMM	1,200.00	1,200.00	181.24	372.50	-827.50	68.96 %
011-4428000	JCD COMM	0.00	0.00	0.52	1.21	1.21	0.00 %
011-4429000	TP COMM (40%)	22,500.00	22,500.00	2,616.10	7,981.93	-14,518.07	64.52 %
011-4430000	JE COMM (10%)	8,150.00	8,150.00	3,924.16	11,972.53	3,822.53	146.90 %
011-4433000	CREDIT CARD COMMISSIONS	0.00	0.00	0.00	0.17	0.17	0.00 %
011-4435000	NEW CCC COMM	44,500.00	44,500.00	10,052.25	28,406.73	-16,093.27	36.16 %
011-4436000	EMS TRAUMA FUND COMM	5,800.00	5,800.00	564.72	2,075.46	-3,724.54	64.22 %
011-4440000	STF COMM	4,000.00	4,000.00	1,361.20	3,560.89	-439.11	10.98 %
011-4442000	DNA (CS)	0.00	0.00	91.98	343.99	343.99	0.00 %
011-4443000	CIVIL DATA JUSTICE FEE	0.00	0.00	9.81	26.63	26.63	0.00 %
011-4445000	BAIL BOND FEE COMM	5,600.00	5,600.00	1,168.50	3,579.00	-2,021.00	36.09 %
011-4446000	COMM DC JUDICIAL FUND	4,650.00	4,650.00	1,198.39	3,245.66	-1,404.34	30.20 %
011-4447000	JURY REIMBURSEMENT FEE COMM	3,200.00	3,200.00	808.98	2,195.18	-1,004.82	31.40 %
011-4502000	JURY FEES	16,500.00	16,500.00	1,277.72	13,362.68	-3,137.32	19.01 %
011-4504000	BOARD BILLS - INMATE	1,750,000.00	1,750,000.00	141,680.00	1,295,234.45	-454,765.55	25.99 %
011-4521000	COURT REPORTER FEES	74,000.00	74,000.00	5,552.74	52,238.66	-21,761.34	29.41 %
011-4550000	SCAAP- JAIL	0.00	0.00	0.00	42,918.00	42,918.00	0.00 %
011-4552000	IV-E LEGAL SERVICES	50,000.00	50,000.00	0.00	0.00	-50,000.00	100.00 %
011-4601000	JP PRECINCT 1	200,000.00	200,000.00	21,444.61	203,913.24	3,913.24	101.96 %
011-4602000	JP PRECINCT 2	138,500.00	138,500.00	4,916.11	59,049.21	-79,450.79	57.37 %
011-4603000	JP PRECINCT 3	100,000.00	100,000.00	6,788.10	64,572.63	-35,427.37	35.43 %
011-4604000	JP PRECINCT 4	286,000.00	286,000.00	22,851.20	179,436.01	-106,563.99	37.26 %
011-4608000	COUNTY COURT AT LAW 1	51,000.00	51,000.00	1,328.69	6,818.00	-44,182.00	86.63 %
011-4609000	COUNTY COURT AT LAW 2	37,600.00	37,600.00	1,044.10	9,520.63	-28,079.37	74.68 %
011-4611000	DISTRICT CLERK FINES	9,700.00	9,700.00	611.26	9,424.12	-275.88	2.84 %
011-4612100	FORFEITURES	300,000.00	300,000.00	15,175.14	104,773.38	-195,226.62	65.08 %
011-4700000	INTEREST INCOME	725,000.00	725,000.00	74,472.57	546,782.95	-178,217.05	24.58 %
011-4802000	RENTALS-BUILDINGS	224,253.00	224,253.00	30,320.75	300,036.08	75,783.08	133.79 %
011-4803000	PARKING LOTS	85,900.00	85,900.00	5,109.50	52,411.44	-33,488.56	38.99 %
011-4805100	PROPERTY DISPOSAL	50,000.00	50,000.00	169.00	48,063.24	-1,936.76	3.87 %
011-4806000	INSURANCE REIMBURSEMENTS	50,000.00	50,000.00	0.00	0.00	-50,000.00	100.00 %
011-4807000	JURY REIMBURSEMENTS FROM ST	120,000.00	120,000.00	0.00	44,268.00	-75,732.00	63.11 %
011-4811000	REIMBURSEMENTS-TELETYPE	1,500.00	1,500.00	92.00	800.00	-700.00	46.67 %
011-4813000	REFUND - ATTORNEY FEES	98,200.00	98,200.00	4,359.45	46,782.48	-51,417.52	52.36 %
011-4815000	OTHER REFUNDS/REIMBURSE	50,000.00	50,000.00	0.00	0.00	-50,000.00	100.00 %
011-4817100	PAY PHONE COMMISSION	600,000.00	600,000.00	68,698.47	547,082.78	-52,917.22	8.82 %
011-4826000	ELECTION REVENUES	200.00	200.00	2.10	58.30	-141.70	70.85 %
011-4830000	INTEREST-LCAD	4,000.00	4,000.00	278.16	9,845.67	5,845.67	246.14 %
011-4842000	REIMB-INMATE TRANSPORTATION	45,000.00	45,000.00	3,977.50	18,632.50	-26,367.50	58.59 %
011-4850000	GAIN/LOSS SALE OF INVESTMENTS	150,000.00	150,000.00	0.00	2,711,963.77	2,561,963.77	1,807.98 %
011-4899000	OTHER REVENUE	675,000.00	675,000.00	2,505.60	476,172.72	-198,827.28	29.46 %
011-7361000	DRAW FROM RESERVES	4,313,293.00	4,313,293.00	0.00	0.00	-4,313,293.00	100.00 %
011-7362000	DRAW FROM COMMITTED FB	2,398,000.00	2,398,000.00	0.00	0.00	-2,398,000.00	100.00 %
011-8011403	XFER FROM WORKERS COMP	4,000,000.00	4,000,000.00	0.00	4,000,000.00	0.00	0.00 %
Department: 001 - COMMISSIONERS' COURT							
011-001-5001000-10	ELECTED OFFICIALS	325,360.00	325,360.00	23,201.52	232,241.31	93,118.69	28.62 %
011-001-5004000-10	VEHICLE ALLOWANCE	19,200.00	19,200.00	1,476.88	14,399.54	4,800.46	25.00 %
011-001-5006000-10	STAFF EMPLOYEES	153,665.00	153,665.00	11,296.32	110,139.12	43,525.88	28.33 %
011-001-5101000-10	FICA	30,890.00	30,890.00	2,133.40	21,124.20	9,765.80	31.61 %

Budget Report

For Fiscal: 2018-2019 Period Ending: 06/30/2019

		Original Total Budget	Current Total Budget	Period Activity	Fiscal Activity	Variance Favorable (Unfavorable)	Percent Remaining
011-001-5102000-10	MEDICARE	7,224.00	7,224.00	498.94	4,940.24	2,283.76	31.61 %
011-001-5103000-10	RETIREMENT	52,613.00	52,613.00	3,777.34	37,328.15	15,284.85	29.05 %
011-001-5104000-10	GROUP HEALTH INSURANCE	52,717.00	52,717.00	3,590.30	37,685.36	15,031.64	28.51 %
011-001-5105000-10	GROUP DENTAL INSURANCE	2,905.00	2,905.00	241.54	2,311.59	593.41	20.43 %
011-001-5106000-10	LIFE INSURANCE	420.00	420.00	31.36	285.60	134.40	32.00 %
011-001-5107000-10	UNEMPLOYMENT INSURANCE	138.00	138.00	7.90	78.67	59.33	42.99 %
011-001-5109000-10	WORKER'S COMPENSATION	1,345.00	1,345.00	97.16	979.09	365.91	27.21 %
011-001-5201000-10	SUPPLIES/OTH OPER EXP	6,000.00	5,780.00	151.98	2,469.32	3,310.68	57.28 %
011-001-5401000-10	COMMUNICATIONS - MONTHLY	12,300.00	12,680.00	29.15	10,497.90	2,182.10	17.21 %
011-001-5503000-10	TRAVEL AND TRAINING	25,000.00	24,840.00	407.00	15,834.85	9,005.15	36.25 %
011-001-5505000-10	ASSOCIATION DUES	2,750.00	2,750.00	0.00	2,750.00	0.00	0.00 %
011-001-5801000-10	INSURANCE AND BONDS	400.00	400.00	0.00	356.00	44.00	11.00 %
Department: 001 - COMMISSIONERS' COURT Total:		692,927.00	692,927.00	46,940.79	493,420.94	199,506.06	28.79 %
Department: 002 - COUNTY JUDGE							
011-002-5001000-10	ELECTED OFFICIALS	144,120.00	144,120.00	9,147.70	95,586.88	48,533.12	33.68 %
011-002-5006000-10	STAFF EMPLOYEES	0.00	30,000.00	3,076.96	19,985.83	10,014.17	33.38 %
011-002-5101000-10	FICA	8,935.00	10,795.00	716.46	6,104.96	4,690.04	43.45 %
011-002-5102000-10	MEDICARE	2,090.00	2,525.00	167.56	1,605.24	919.76	36.43 %
011-002-5103000-10	RETIREMENT	15,219.00	18,387.00	1,283.58	12,349.40	6,037.60	32.84 %
011-002-5104000-10	GROUP HEALTH INSURANCE	7,531.00	13,179.00	1,971.24	14,040.63	-861.63	-6.54 %
011-002-5105000-10	GROUP DENTAL INSURANCE	415.00	726.00	74.62	549.36	176.64	24.33 %
011-002-5106000-10	LIFE INSURANCE	60.00	105.00	8.96	65.91	39.09	37.23 %
011-002-5107000-10	UNEMPLOYMENT INSURANCE	0.00	27.00	2.16	15.50	11.50	42.59 %
011-002-5109000-10	WORKER'S COMPENSATION	389.00	470.00	33.00	410.07	59.93	12.75 %
011-002-5201000-10	SUPPLIES/OTH OPER EXP	975.00	1,344.00	152.70	450.68	893.32	66.47 %
011-002-5228000-10	LAW BOOKS	420.00	0.00	0.00	0.00	0.00	0.00 %
011-002-5401000-10	COMMUNICATIONS - MONTHLY	765.00	765.00	0.00	157.53	607.47	79.41 %
011-002-5503000-10	TRAVEL AND TRAINING	5,710.00	6,315.00	0.00	5,975.07	339.93	5.38 %
011-002-5505000-10	ASSOCIATION DUES	200.00	200.00	0.00	200.00	0.00	0.00 %
011-002-5801000-10	INSURANCE AND BONDS	3,700.00	3,146.00	0.00	3,145.25	0.75	0.02 %
Department: 002 - COUNTY JUDGE Total:		190,529.00	232,104.00	16,634.94	160,642.31	71,461.69	30.79 %
Department: 003 - COUNTY CLERK							
011-003-5001000-10	ELECTED OFFICIALS	81,340.00	81,340.00	6,256.92	61,004.97	20,335.03	25.00 %
011-003-5006000-10	STAFF EMPLOYEES	865,418.00	865,418.00	57,825.63	537,957.76	327,460.24	37.84 %
011-003-5007000-10	OVERTIME COMPENSATION	11,000.00	11,000.00	0.00	33.30	10,966.70	99.70 %
011-003-5008000-10	TEMPORARY	7,500.00	7,500.00	0.00	0.00	7,500.00	100.00 %
011-003-5101000-10	FICA	59,846.00	59,846.00	3,729.07	34,654.98	25,191.02	42.09 %
011-003-5102000-10	MEDICARE	13,996.00	13,996.00	872.11	8,104.82	5,891.18	42.09 %
011-003-5103000-10	RETIREMENT	101,139.00	101,139.00	6,728.66	62,992.89	38,146.11	37.72 %
011-003-5104000-10	GROUP HEALTH INSURANCE	165,682.00	165,682.00	13,460.60	130,275.00	35,407.00	21.37 %
011-003-5105000-10	GROUP DENTAL INSURANCE	9,130.00	9,130.00	681.20	6,521.42	2,608.58	28.57 %
011-003-5106000-10	LIFE INSURANCE	1,320.00	1,320.00	96.32	874.72	445.28	33.73 %
011-003-5107000-10	UNEMPLOYMENT INSURANCE	796.00	796.00	40.52	391.49	404.51	50.82 %
011-003-5109000-10	WORKER'S COMPENSATION	2,606.00	2,606.00	170.37	1,655.67	950.33	36.47 %
011-003-5201000-10	SUPPLIES/OTH OPER EXP	31,075.00	31,074.00	1,139.14	9,754.87	21,319.13	68.61 %
011-003-5228000-10	LAW BOOKS	1,000.00	1,000.00	0.00	0.00	1,000.00	100.00 %
011-003-5301000-10	EQUIPMENT OPER/MAINT	2,000.00	2,000.00	0.00	0.00	2,000.00	100.00 %
011-003-5308000-10	SOFTWARE MAINTENANCE	54,225.00	54,226.00	0.00	54,225.35	0.65	0.00 %
011-003-5401000-10	COMMUNICATIONS - MONTHLY	680.00	680.00	0.00	365.35	314.65	46.27 %
011-003-5503000-10	TRAVEL AND TRAINING	8,500.00	8,500.00	600.00	3,254.27	5,245.73	61.71 %
011-003-5505000-10	ASSOCIATION DUES	325.00	325.00	0.00	150.00	175.00	53.85 %
011-003-5801000-10	INSURANCE AND BONDS	6,500.00	6,500.00	0.00	6,212.50	287.50	4.42 %
Department: 003 - COUNTY CLERK Total:		1,424,078.00	1,424,078.00	91,600.54	918,429.36	505,648.64	35.51 %
Department: 004 - INFORMATION SERVICES							
011-004-5006000-10	STAFF EMPLOYEES	69,631.00	67,631.00	4,714.80	51,972.41	15,658.59	23.15 %
011-004-5007000-10	OVERTIME COMPENSATION	0.00	2,000.00	346.78	975.35	1,024.65	51.23 %
011-004-5101000-10	FICA	4,317.00	4,317.00	312.15	3,766.00	551.00	12.76 %

		Original Total Budget	Current Total Budget	Period Activity	Fiscal Activity	Variance Favorable (Unfavorable)	Percent Remaining
011-004-5102000-10	MEDICARE	1,010.00	1,010.00	73.01	880.85	129.15	12.79 %
011-004-5103000-10	RETIREMENT	7,353.00	7,353.00	531.46	6,415.67	937.33	12.75 %
011-004-5104000-10	GROUP HEALTH INSURANCE	15,062.00	14,962.00	575.46	11,460.56	3,501.44	23.40 %
011-004-5105000-10	GROUP DENTAL INSURANCE	830.00	830.00	31.38	616.71	213.29	25.70 %
011-004-5106000-10	LIFE INSURANCE	120.00	120.00	4.48	85.96	34.04	28.37 %
011-004-5107000-10	UNEMPLOYMENT INSURANCE	63.00	63.00	3.55	45.64	17.36	27.56 %
011-004-5109000-10	WORKER'S COMPENSATION	188.00	288.00	13.66	234.03	53.97	18.74 %
011-004-5503000-10	TRAVEL AND TRAINING	0.00	0.00	-58.95	0.00	0.00	0.00 %
Department: 004 - INFORMATION SERVICES Total:		98,574.00	98,574.00	6,547.78	76,453.18	22,120.82	22.44 %
Department: 005 - TECHNOLOGY & INFORMATION SYSTEMS							
011-005-5006000-10	STAFF EMPLOYEES	921,840.00	921,840.00	46,287.15	588,547.32	333,292.68	36.16 %
011-005-5007000-10	OVERTIME COMPENSATION	20,000.00	20,000.00	191.34	1,747.79	18,252.21	91.26 %
011-005-5010000-10	SUPPLEMENTAL SALARY	72,000.00	72,000.00	4,500.00	31,500.00	40,500.00	56.25 %
011-005-5101000-10	FICA	62,858.00	62,858.00	2,941.12	35,773.38	27,084.62	43.09 %
011-005-5102000-10	MEDICARE	14,701.00	14,701.00	687.87	8,366.44	6,334.56	43.09 %
011-005-5103000-10	RETIREMENT	107,062.00	107,062.00	5,352.74	64,590.22	42,471.78	39.67 %
011-005-5104000-10	GROUP HEALTH INSURANCE	105,434.00	105,434.00	8,167.36	94,978.34	10,455.66	9.92 %
011-005-5105000-10	GROUP DENTAL INSURANCE	5,810.00	5,810.00	388.94	4,545.70	1,264.30	21.76 %
011-005-5106000-10	LIFE INSURANCE	840.00	840.00	40.32	501.75	338.25	40.27 %
011-005-5107000-10	UNEMPLOYMENT INSURANCE	911.00	911.00	35.72	446.51	464.49	50.99 %
011-005-5109000-10	WORKER'S COMPENSATION	2,737.00	2,737.00	125.50	1,375.49	1,361.51	49.74 %
011-005-5201000-10	SUPPLIES/OTH OPER EXP	195,850.00	195,850.00	1,805.98	17,171.49	178,678.51	91.23 %
011-005-5230000-10	NON-CAPITAL SOFTWARE	57,400.00	57,400.00	0.00	15,679.99	41,720.01	72.68 %
011-005-5231000-10	NON-CAPITAL EQUIPMENT	85,200.00	85,200.00	0.00	1,421.98	83,778.02	98.33 %
011-005-5301000-10	EQUIPMENT OPER/MAINT	367,185.00	367,185.00	0.00	212,663.54	154,521.46	42.08 %
011-005-5302000-10	VEHICLE OPERATION/MAINT	2,000.00	2,000.00	0.00	95.55	1,904.45	95.22 %
011-005-5308000-10	SOFTWARE MAINTENANCE	985,742.00	985,742.00	1,484.37	601,768.00	383,974.00	38.95 %
011-005-5401000-10	COMMUNICATIONS - MONTHLY	81,220.00	81,220.00	2,321.33	47,181.95	34,038.05	41.91 %
011-005-5503000-10	TRAVEL AND TRAINING	53,000.00	53,000.00	159.69	5,727.72	47,272.28	89.19 %
011-005-5505000-10	ASSOCIATION DUES	325.00	325.00	0.00	0.00	325.00	100.00 %
011-005-5614000-10	PROFESSIONAL SERVICES	756,648.00	766,648.00	63,053.95	577,317.74	189,330.26	24.70 %
011-005-5622000-10	CONTRACT SERVICES	1,538,204.00	1,528,204.00	110,041.67	1,004,914.03	523,289.97	34.24 %
011-005-6605000-10	CAPITAL OUTLAY TECHNOLOGY & I	0.00	5,065,447.00	17,629.95	4,809,700.94	255,746.06	5.05 %
Department: 005 - TECHNOLOGY & INFORMATION SYSTEMS Total:		5,436,967.00	10,502,414.00	265,215.00	8,126,015.87	2,376,398.13	22.63 %
Department: 006 - SELF INSURANCE CLAIMS							
011-006-5820000-10	CLAIMS EXPENSE PROPERTY	5,000.00	5,000.00	0.00	0.00	5,000.00	100.00 %
011-006-5822000-10	CLAIMS EXPENSE GEN LIABILITY	225,000.00	225,000.00	0.00	0.00	225,000.00	100.00 %
Department: 006 - SELF INSURANCE CLAIMS Total:		230,000.00	230,000.00	0.00	0.00	230,000.00	100.00 %
Department: 007 - NON DEPARTMENTAL							
011-007-5201000-10	SUPPLIES/OTH OPER EXP	3,500.00	3,500.00	0.00	0.00	3,500.00	100.00 %
011-007-5225000-10	POSTAGE	279,000.00	279,000.00	729.65	89,379.95	189,620.05	67.96 %
011-007-5229000-10	PUBLICATIONS LEGAL NOTICES	30,000.00	30,000.00	262.30	24,188.85	5,811.15	19.37 %
011-007-5401000-10	COMMUNICATIONS - MONTHLY	97,560.00	97,560.00	8,716.45	75,495.35	22,064.65	22.62 %
011-007-5402000-10	TELEPHONE - LONG DISTANCE	9,050.00	9,050.00	0.00	2,962.01	6,087.99	67.27 %
011-007-5505000-10	ASSOCIATION DUES	62,475.00	62,475.00	0.00	62,472.86	2.14	0.00 %
011-007-5614000-10	PROFESSIONAL SERVICES	395,000.00	395,000.00	4,875.00	144,092.55	250,907.45	63.52 %
011-007-5622000-10	CONTRACT SERVICES	103,000.00	103,000.00	0.00	63,294.45	39,705.55	38.55 %
011-007-5623000-10	INTER LOCAL AGREEMENTS	1,000,000.00	1,000,000.00	0.00	685,139.25	314,860.75	31.49 %
011-007-5801000-10	INSURANCE AND BONDS	600,000.00	600,000.00	18,738.46	462,038.06	137,961.94	22.99 %
011-007-5802000-10	PUBLIC OFFICIALS LIAB INS	450,000.00	450,000.00	0.00	249,585.00	200,415.00	44.54 %
011-007-5830000-10	CIVIL JUDGEMENTS	50,000.00	50,000.00	0.00	0.00	50,000.00	100.00 %
011-007-5998000-10	CONTINGENCY	8,978,908.00	2,775,706.00	0.00	201,295.62	2,574,410.38	92.75 %
011-007-5999000-10	OTHER CHARGES	90,000.00	90,000.00	0.00	4,178.88	85,821.12	95.36 %
Department: 007 - NON DEPARTMENTAL Total:		12,148,493.00	5,945,291.00	33,321.86	2,064,122.83	3,881,168.17	65.28 %
Department: 009 - TREASURER							
011-009-5001000-15	ELECTED OFFICIALS	71,940.00	71,940.00	5,533.86	53,955.13	17,984.87	25.00 %
011-009-5006000-15	STAFF EMPLOYEES	143,206.00	143,206.00	11,433.60	107,282.09	35,923.91	25.09 %

		Original Total Budget	Current Total Budget	Period Activity	Fiscal Activity	Variance Favorable (Unfavorable)	Percent Remaining
011-009-5008000-15	TEMPORARY	10,000.00	10,000.00	0.00	5,265.00	4,735.00	47.35 %
011-009-5009000-15	PART TIME POSITION	25,000.00	25,000.00	1,755.00	19,021.50	5,978.50	23.91 %
011-009-5101000-15	FICA	15,509.00	15,509.00	1,022.25	10,282.35	5,226.65	33.70 %
011-009-5102000-15	MEDICARE	3,627.00	3,627.00	239.09	2,404.84	1,222.16	33.70 %
011-009-5103000-15	RETIREMENT	25,359.00	25,359.00	1,965.87	18,957.78	6,401.22	25.24 %
011-009-5104000-15	GROUP HEALTH INSURANCE	30,124.00	30,124.00	4,041.22	37,996.46	-7,872.46	-26.13 %
011-009-5105000-15	GROUP DENTAL INSURANCE	1,660.00	1,660.00	148.30	1,445.91	214.09	12.90 %
011-009-5106000-15	LIFE INSURANCE	240.00	240.00	17.92	174.72	65.28	27.20 %
011-009-5107000-15	UNEMPLOYMENT INSURANCE	160.00	160.00	9.25	96.04	63.96	39.98 %
011-009-5109000-15	WORKER'S COMPENSATION	675.00	675.00	50.56	514.58	160.42	23.77 %
011-009-5201000-15	SUPPLIES/OTH OPER EXP	12,673.00	9,497.00	259.61	2,022.56	7,474.44	78.70 %
011-009-5203000-15	NON-CAPITAL SOFTWARE	450.00	450.00	0.00	0.00	450.00	100.00 %
011-009-5301000-15	EQUIPMENT OPER/MAINT	300.00	851.00	0.00	786.00	65.00	7.64 %
011-009-5308000-15	SOFTWARE MAINTENANCE	0.00	100.00	0.00	100.00	0.00	0.00 %
011-009-5503000-15	TRAVEL AND TRAINING	7,000.00	7,000.00	1,026.18	5,293.50	1,706.50	24.38 %
011-009-5505000-15	ASSOCIATION DUES	150.00	175.00	0.00	175.00	0.00	0.00 %
011-009-5622000-15	CONTRACT SERVICES	2,000.00	2,000.00	0.00	2,000.00	0.00	0.00 %
011-009-5801000-15	INSURANCE AND BONDS	93.00	2,593.00	0.00	2,593.00	0.00	0.00 %
Department: 009 - TREASURER Total:		350,166.00	350,166.00	27,502.71	270,366.46	79,799.54	22.79 %
Department: 010 - TAX OFFICE							
011-010-5001000-15	ELECTED OFFICIALS	81,340.00	81,340.00	6,256.92	61,004.97	20,335.03	25.00 %
011-010-5006000-15	STAFF EMPLOYEES	1,233,487.00	1,233,487.00	91,934.24	896,680.62	336,806.38	27.31 %
011-010-5008000-15	TEMPORARY	0.00	8,000.00	1,760.00	4,770.00	3,230.00	40.38 %
011-010-5009000-15	PART TIME POSITION	23,002.00	15,002.00	1,664.00	5,883.50	9,118.50	60.78 %
011-010-5101000-15	FICA	82,945.00	82,945.00	5,960.46	56,687.81	26,257.19	31.66 %
011-010-5102000-15	MEDICARE	19,399.00	19,399.00	1,393.95	13,257.48	6,141.52	31.66 %
011-010-5103000-15	RETIREMENT	141,275.00	141,275.00	10,484.79	101,297.25	39,977.75	28.30 %
011-010-5104000-15	GROUP HEALTH INSURANCE	263,585.00	263,585.00	21,857.83	215,116.27	48,468.73	18.39 %
011-010-5105000-15	GROUP DENTAL INSURANCE	14,525.00	14,525.00	1,075.51	10,604.77	3,920.23	26.99 %
011-010-5106000-15	LIFE INSURANCE	2,100.00	2,100.00	150.08	1,480.64	619.36	29.49 %
011-010-5107000-15	UNEMPLOYMENT INSURANCE	1,131.00	1,131.00	66.80	660.53	470.47	41.60 %
011-010-5109000-15	WORKER'S COMPENSATION	3,612.00	3,612.00	271.48	2,679.62	932.38	25.81 %
011-010-5201000-15	SUPPLIES/OTH OPER EXP	34,360.00	34,360.00	1,604.00	13,805.05	20,554.95	59.82 %
011-010-5301000-15	EQUIPMENT OPER/MAINT	400.00	400.00	0.00	0.00	400.00	100.00 %
011-010-5302000-15	VEHICLE OPERATION/MAINT	2,235.00	2,235.00	86.35	599.14	1,635.86	73.19 %
011-010-5401000-15	COMMUNICATIONS - MONTHLY	1,920.00	1,920.00	136.86	1,351.27	568.73	29.62 %
011-010-5503000-15	TRAVEL AND TRAINING	7,000.00	13,000.00	694.00	6,657.97	6,342.03	48.78 %
011-010-5505000-15	ASSOCIATION DUES	80.00	180.00	0.00	0.00	180.00	100.00 %
011-010-5622000-15	CONTRACT SERVICES	13,650.00	7,550.00	0.00	4,032.79	3,517.21	46.59 %
011-010-5702000-15	BUILDING RENTAL	9,275.00	9,275.00	0.00	0.00	9,275.00	100.00 %
Department: 010 - TAX OFFICE Total:		1,935,321.00	1,935,321.00	145,397.27	1,396,569.68	538,751.32	27.84 %
Department: 011 - PURCHASING							
011-011-5006000-15	STAFF EMPLOYEES	275,769.00	275,769.00	21,212.96	206,826.34	68,942.66	25.00 %
011-011-5101000-15	FICA	17,098.00	17,098.00	1,266.32	12,346.60	4,751.40	27.79 %
011-011-5102000-15	MEDICARE	3,999.00	3,999.00	296.14	2,887.35	1,111.65	27.80 %
011-011-5103000-15	RETIREMENT	29,121.00	29,121.00	2,227.36	21,751.73	7,369.27	25.31 %
011-011-5104000-15	GROUP HEALTH INSURANCE	37,655.00	37,655.00	3,122.16	30,441.04	7,213.96	19.16 %
011-011-5105000-15	GROUP DENTAL INSURANCE	2,075.00	2,075.00	137.38	1,339.44	735.56	35.45 %
011-011-5106000-15	LIFE INSURANCE	300.00	300.00	22.40	218.40	81.60	27.20 %
011-011-5107000-15	UNEMPLOYMENT INSURANCE	248.00	248.00	14.84	150.51	97.49	39.31 %
011-011-5109000-15	WORKER'S COMPENSATION	745.00	745.00	57.26	572.60	172.40	23.14 %
011-011-5201000-15	SUPPLIES/OTH OPER EXP	7,500.00	7,300.00	424.80	2,444.95	4,855.05	66.51 %
011-011-5301000-15	EQUIPMENT OPER/MAINT	500.00	300.00	0.00	0.00	300.00	100.00 %
011-011-5302000-15	VEHICLE OPERATION/MAINT	1,200.00	1,400.00	0.00	205.56	1,194.44	85.32 %
011-011-5503000-15	TRAVEL AND TRAINING	3,000.00	3,000.00	0.00	0.00	3,000.00	100.00 %
011-011-5505000-15	ASSOCIATION DUES	415.00	615.00	0.00	175.00	440.00	71.54 %
011-011-5622000-15	CONTRACT SERVICES	15,000.00	15,000.00	0.00	13,400.00	1,600.00	10.67 %
011-011-5701000-15	RENTALS AND LEASES	30,000.00	30,000.00	0.00	12,293.59	17,706.41	59.02 %

	Original Total Budget	Current Total Budget	Period Activity	Fiscal Activity	Variance Favorable (Unfavorable)	Percent Remaining
Department: 011 - PURCHASING Total:	424,625.00	424,625.00	28,781.62	305,053.11	119,571.89	28.16 %
Department: 012 - AUDITOR						
011-012-5002000-15	APPOINTED OFFICIALS	129,540.00	129,540.00	9,964.60	97,154.85	32,385.15 25.00 %
011-012-5006000-15	STAFF EMPLOYEES	722,312.00	707,312.00	45,715.86	471,208.10	236,103.90 33.38 %
011-012-5007000-15	OVERTIME COMPENSATION	500.00	500.00	0.00	39.30	460.70 92.14 %
011-012-5008000-15	TEMPORARY	9,300.00	24,300.00	1,841.01	15,917.84	8,382.16 34.49 %
011-012-5009000-15	PART TIME POSITION	26,229.00	26,229.00	1,303.22	13,350.57	12,878.43 49.10 %
011-012-5101000-15	FICA	55,049.00	55,049.00	3,461.04	35,246.83	19,802.17 35.97 %
011-012-5102000-15	MEDICARE	12,874.00	12,874.00	809.44	8,243.27	4,630.73 35.97 %
011-012-5103000-15	RETIREMENT	92,778.00	92,778.00	5,983.27	61,237.91	31,540.09 34.00 %
011-012-5104000-15	GROUP HEALTH INSURANCE	105,434.00	105,434.00	6,391.22	62,314.36	43,119.64 40.90 %
011-012-5105000-15	GROUP DENTAL INSURANCE	5,810.00	5,810.00	464.46	4,948.19	861.81 14.83 %
011-012-5106000-15	LIFE INSURANCE	840.00	840.00	53.76	561.12	278.88 33.20 %
011-012-5107000-15	UNEMPLOYMENT INSURANCE	799.00	799.00	41.20	435.69	363.31 45.47 %
011-012-5109000-15	WORKER'S COMPENSATION	2,397.00	2,397.00	160.82	1,668.01	728.99 30.41 %
011-012-5201000-15	SUPPLIES/OTH OPER EXP	12,567.00	12,496.00	945.33	7,730.40	4,765.60 38.14 %
011-012-5230000-15	NON-CAPITAL SOFTWARE	9,500.00	6,923.00	0.00	143.00	6,780.00 97.93 %
011-012-5231000-15	NON-CAPITAL EQUIPMENT	3,500.00	3,500.00	0.00	0.00	3,500.00 100.00 %
011-012-5301000-15	EQUIPMENT OPER/MAINT	2,057.00	2,057.00	0.00	0.00	2,057.00 100.00 %
011-012-5308000-15	SOFTWARE MAINTENANCE	96,732.00	99,309.00	0.00	99,308.08	0.92 0.00 %
011-012-5401000-15	COMMUNICATIONS - MONTHLY	1,540.00	1,540.00	34.99	711.13	828.87 53.82 %
011-012-5503000-15	TRAVEL AND TRAINING	27,700.00	27,700.00	-10.00	21,208.22	6,491.78 23.44 %
011-012-5505000-15	ASSOCIATION DUES	5,347.00	5,347.00	0.00	3,541.00	1,806.00 33.78 %
011-012-5801000-15	INSURANCE AND BONDS	0.00	71.00	71.00	71.00	0.00 0.00 %
Department: 012 - AUDITOR Total:	1,322,805.00	1,322,805.00	77,231.22	905,038.87	417,766.13	31.58 %
Department: 013 - HUMAN RESOURCE						
011-013-5006000-15	STAFF EMPLOYEES	317,762.00	317,762.00	25,064.97	235,642.85	82,119.15 25.84 %
011-013-5008000-15	TEMPORARY	13,619.00	13,619.00	848.25	13,385.75	233.25 1.71 %
011-013-5101000-15	FICA	20,546.00	20,546.00	1,562.15	14,974.95	5,571.05 27.12 %
011-013-5102000-15	MEDICARE	4,805.00	4,805.00	365.34	3,502.12	1,302.88 27.12 %
011-013-5103000-15	RETIREMENT	33,556.00	33,556.00	2,631.84	24,779.35	8,776.65 26.16 %
011-013-5104000-15	GROUP HEALTH INSURANCE	37,655.00	37,655.00	2,877.30	26,175.82	11,479.18 30.49 %
011-013-5105000-15	GROUP DENTAL INSURANCE	2,075.00	2,075.00	161.06	1,355.71	719.29 34.66 %
011-013-5106000-15	LIFE INSURANCE	300.00	300.00	22.40	181.44	118.56 39.52 %
011-013-5107000-15	UNEMPLOYMENT INSURANCE	298.00	298.00	18.14	180.62	117.38 39.39 %
011-013-5109000-15	WORKER'S COMPENSATION	895.00	895.00	69.97	693.61	201.39 22.50 %
011-013-5201000-15	SUPPLIES/OTH OPER EXP	17,650.00	17,650.00	1,222.55	13,026.33	4,623.67 26.20 %
011-013-5228000-15	LAW BOOKS	1,500.00	1,500.00	0.00	0.00	1,500.00 100.00 %
011-013-5230000-15	NON-CAPITAL SOFTWARE	1,000.00	1,000.00	0.00	0.00	1,000.00 100.00 %
011-013-5308000-15	SOFTWARE MAINTENANCE	110,000.00	131,975.00	8,545.90	91,495.40	40,479.60 30.67 %
011-013-5401000-15	COMMUNICATIONS - MONTHLY	1,500.00	1,500.00	75.98	607.84	892.16 59.48 %
011-013-5503000-15	TRAVEL AND TRAINING	15,000.00	15,000.00	59.78	6,613.45	8,386.55 55.91 %
011-013-5505000-15	ASSOCIATION DUES	1,650.00	1,650.00	0.00	1,327.00	323.00 19.58 %
011-013-5614000-15	PROFESSIONAL SERVICES	88,000.00	88,000.00	3,178.12	29,278.00	58,722.00 66.73 %
011-013-5615000-15	PROFESSIONAL DEVELOPMENT	15,000.00	15,000.00	0.00	0.00	15,000.00 100.00 %
Department: 013 - HUMAN RESOURCE Total:	682,811.00	704,786.00	46,703.75	463,220.24	241,565.76	34.28 %
Department: 014 - COURTS						
011-014-5001000-20	ELECTED OFFICIALS	591,000.00	591,000.00	45,461.52	443,649.83	147,350.17 24.93 %
011-014-5002000-20	APPOINTED OFFICIALS	1,744,688.00	1,744,688.00	132,230.28	1,275,900.72	468,787.28 26.87 %
011-014-5006000-20	STAFF EMPLOYEES	594,729.00	564,729.00	41,770.91	411,637.77	153,091.23 27.11 %
011-014-5008000-20	TEMPORARY	101,000.00	101,000.00	8,814.41	74,746.79	26,253.21 25.99 %
011-014-5009000-20	PART TIME POSITION	24,149.00	24,149.00	900.00	5,817.00	18,332.00 75.91 %
011-014-5010000-20	SUPPLEMENTAL SALARY	31,200.00	31,200.00	2,400.00	23,000.00	8,200.00 26.28 %
011-014-5101000-20	FICA	191,380.00	189,520.00	13,653.71	127,898.64	61,621.36 32.51 %
011-014-5102000-20	MEDICARE	44,758.00	44,323.00	3,193.23	30,819.93	13,503.07 30.47 %
011-014-5103000-20	RETIREMENT	315,297.00	312,129.00	23,390.09	227,296.16	84,832.84 27.18 %
011-014-5104000-20	GROUP HEALTH INSURANCE	323,833.00	318,185.00	29,723.26	288,062.15	30,122.85 9.47 %

Budget Report

For Fiscal: 2018-2019 Period Ending: 06/30/2019

		Original Total Budget	Current Total Budget	Period Activity	Fiscal Activity	Variance Favorable (Unfavorable)	Percent Remaining
011-014-5105000-20	GROUP DENTAL INSURANCE	17,845.00	17,534.00	1,624.51	15,758.08	1,775.92	10.13 %
011-014-5106000-20	LIFE INSURANCE	2,580.00	2,535.00	189.60	1,844.27	690.73	27.25 %
011-014-5107000-20	UNEMPLOYMENT INSURANCE	2,246.00	2,219.00	130.23	1,304.32	914.68	41.22 %
011-014-5109000-20	WORKER'S COMPENSATION	8,334.00	8,253.00	601.92	5,951.80	2,301.20	27.88 %
011-014-5201000-20	SUPPLIES/OTH OPER EXP	43,000.00	38,000.00	1,631.96	24,370.79	13,629.21	35.87 %
011-014-5228000-20	LAW BOOKS	5,000.00	8,000.00	6,890.47	7,377.61	622.39	7.78 %
011-014-5231000-20	NON-CAPITAL EQUIPMENT	10,000.00	15,000.00	0.00	12,192.12	2,807.88	18.72 %
011-014-5401000-20	COMMUNICATIONS - MONTHLY	10,500.00	10,500.00	362.14	2,652.68	7,847.32	74.74 %
011-014-5503000-20	TRAVEL AND TRAINING	50,000.00	47,500.00	877.06	16,412.48	31,087.52	65.45 %
011-014-5505000-20	ASSOCIATION DUES	11,870.00	11,870.00	4,205.00	5,530.00	6,340.00	53.41 %
011-014-5622000-20	CONTRACT SERVICES	24,000.00	14,000.00	0.00	0.00	14,000.00	100.00 %
011-014-5801000-20	INSURANCE AND BONDS	750.00	10,250.00	0.00	9,480.50	769.50	7.51 %
Department: 014 - COURTS Total:		4,148,159.00	4,106,584.00	318,050.30	3,011,703.64	1,094,880.36	26.66 %
Department: 015 - APPELLATE COURTS							
011-015-5010000-20	SUPPLEMENTAL SALARY	19,280.00	19,280.00	1,483.04	14,459.64	4,820.36	25.00 %
011-015-5012000-20	PRESIDING JUDGE SALARY	0.00	0.00	3,076.92	10,000.03	-10,000.03	0.00 %
011-015-5101000-20	FICA	1,195.00	1,195.00	278.76	1,477.65	-282.65	-23.65 %
011-015-5102000-20	MEDICARE	280.00	280.00	65.20	345.58	-65.58	-23.42 %
011-015-5103000-20	RETIREMENT	2,036.00	2,036.00	478.76	2,569.33	-533.33	-26.19 %
011-015-5105000-20	GROUP DENTAL INSURANCE	415.00	415.00	116.92	1,143.73	-728.73	-175.60 %
011-015-5106000-20	LIFE INSURANCE	240.00	240.00	17.92	174.72	65.28	27.20 %
011-015-5109000-20	WORKER'S COMPENSATION	52.00	52.00	12.30	70.43	-18.43	-35.44 %
Department: 015 - APPELLATE COURTS Total:		23,498.00	23,498.00	5,529.82	30,241.11	-6,743.11	-28.70 %
Department: 023 - DISTRICT CLERK							
011-023-5001000-20	ELECTED OFFICIALS	81,340.00	81,340.00	6,256.92	61,004.97	20,335.03	25.00 %
011-023-5006000-20	STAFF EMPLOYEES	1,108,353.00	1,108,353.00	83,191.46	807,929.26	300,423.74	27.11 %
011-023-5007000-20	OVERTIME COMPENSATION	6,000.00	6,000.00	98.91	233.42	5,766.58	96.11 %
011-023-5008000-20	TEMPORARY	35,000.00	35,000.00	2,595.89	22,938.40	12,061.60	34.46 %
011-023-5101000-20	FICA	76,303.00	76,303.00	5,443.60	52,614.17	23,688.83	31.05 %
011-023-5102000-20	MEDICARE	17,845.00	17,845.00	1,273.15	12,305.48	5,539.52	31.04 %
011-023-5103000-20	RETIREMENT	126,265.00	126,265.00	9,402.51	91,409.81	34,855.19	27.60 %
011-023-5104000-20	GROUP HEALTH INSURANCE	225,930.00	225,930.00	17,524.38	170,862.58	55,067.42	24.37 %
011-023-5105000-20	GROUP DENTAL INSURANCE	12,450.00	12,450.00	929.34	9,053.12	3,396.88	27.28 %
011-023-5106000-20	LIFE INSURANCE	1,800.00	1,800.00	132.16	1,308.16	491.84	27.32 %
011-023-5107000-20	UNEMPLOYMENT INSURANCE	1,034.00	1,034.00	60.11	605.19	428.81	41.47 %
011-023-5109000-20	WORKER'S COMPENSATION	3,323.00	3,323.00	251.43	2,472.90	850.10	25.58 %
011-023-5201000-20	SUPPLIES/OTH OPER EXP	58,675.00	58,475.00	4,195.75	20,310.93	38,164.07	65.27 %
011-023-5228000-20	LAW BOOKS	350.00	350.00	0.00	0.00	350.00	100.00 %
011-023-5301000-20	EQUIPMENT OPER/MAINT	500.00	500.00	0.00	0.00	500.00	100.00 %
011-023-5503000-20	TRAVEL AND TRAINING	6,500.00	6,500.00	12.76	1,910.50	4,589.50	70.61 %
011-023-5505000-20	ASSOCIATION DUES	175.00	175.00	0.00	50.00	125.00	71.43 %
011-023-5614000-20	PROFESSIONAL SERVICES	500.00	700.00	130.00	455.00	245.00	35.00 %
011-023-5801000-20	INSURANCE AND BONDS	1,243.00	1,243.00	0.00	1,242.50	0.50	0.04 %
Department: 023 - DISTRICT CLERK Total:		1,763,586.00	1,763,586.00	131,498.37	1,256,706.39	506,879.61	28.74 %
Department: 030 - JUDICIAL COMPLIANCE							
011-030-5006000-10	STAFF EMPLOYEES	264,797.00	264,797.00	17,996.48	172,465.73	92,331.27	34.87 %
011-030-5009000-10	PART TIME POSITION	11,033.00	11,033.00	645.75	5,251.82	5,781.18	52.40 %
011-030-5101000-10	FICA	17,101.00	17,101.00	1,117.72	10,672.74	6,428.26	37.59 %
011-030-5102000-10	MEDICARE	4,000.00	4,000.00	261.42	2,496.26	1,503.74	37.59 %
011-030-5103000-10	RETIREMENT	29,128.00	29,128.00	1,957.45	18,689.18	10,438.82	35.84 %
011-030-5104000-10	GROUP HEALTH INSURANCE	45,186.00	45,186.00	3,452.76	31,506.41	13,679.59	30.27 %
011-030-5105000-10	GROUP DENTAL INSURANCE	2,490.00	2,490.00	195.98	1,793.11	696.89	27.99 %
011-030-5106000-10	LIFE INSURANCE	360.00	360.00	26.88	245.28	114.72	31.87 %
011-030-5107000-10	UNEMPLOYMENT INSURANCE	248.00	248.00	13.06	129.16	118.84	47.92 %
011-030-5109000-10	WORKER'S COMPENSATION	745.00	745.00	50.32	490.86	254.14	34.11 %
011-030-5201000-10	SUPPLIES/OTH OPER EXP	2,500.00	4,275.00	0.00	667.61	3,607.39	84.38 %
011-030-5503000-10	TRAVEL AND TRAINING	4,500.00	3,100.00	995.28	3,082.28	17.72	0.57 %

Budget Report

For Fiscal: 2018-2019 Period Ending: 06/30/2019

		Original Total Budget	Current Total Budget	Period Activity	Fiscal Activity	Variance Favorable (Unfavorable)	Percent Remaining
011-030-5505000-10	ASSOCIATION DUES	325.00	250.00	0.00	250.00	0.00	0.00 %
011-030-5614000-10	PROFESSIONAL SERVICES	3,000.00	2,800.00	208.44	1,670.02	1,129.98	40.36 %
011-030-5622000-10	CONTRACT SERVICES	11,800.00	11,700.00	73.29	10,277.68	1,422.32	12.16 %
Department: 030 - JUDICIAL COMPLIANCE Total:		397,213.00	397,213.00	26,994.83	259,688.14	137,524.86	34.62 %
Department: 031 - JUSTICE OF THE PEACE PRECINCT 1							
011-031-5001000-20	ELECTED OFFICIALS	75,725.00	75,725.00	5,825.00	56,793.75	18,931.25	25.00 %
011-031-5006000-20	STAFF EMPLOYEES	160,487.00	160,487.00	12,088.02	118,230.79	42,256.21	26.33 %
011-031-5101000-20	FICA	14,645.00	14,645.00	1,006.48	9,870.89	4,774.11	32.60 %
011-031-5102000-20	MEDICARE	3,425.00	3,425.00	235.40	2,308.62	1,116.38	32.60 %
011-031-5103000-20	RETIREMENT	24,944.00	24,944.00	1,880.87	18,407.11	6,536.89	26.21 %
011-031-5104000-20	GROUP HEALTH INSURANCE	37,655.00	37,655.00	4,309.16	42,014.29	-4,359.29	-11.58 %
011-031-5105000-20	GROUP DENTAL INSURANCE	2,075.00	2,075.00	210.78	2,055.09	19.91	0.96 %
011-031-5106000-20	LIFE INSURANCE	300.00	300.00	22.40	218.40	81.60	27.20 %
011-031-5107000-20	UNEMPLOYMENT INSURANCE	144.00	144.00	8.46	86.03	57.97	40.26 %
011-031-5109000-20	WORKER'S COMPENSATION	638.00	638.00	48.36	484.62	153.38	24.04 %
011-031-5201000-20	SUPPLIES/OTH OPER EXP	4,400.00	4,900.00	245.00	2,666.89	2,233.11	45.57 %
011-031-5228000-20	LAW BOOKS	1,000.00	1,000.00	0.00	0.00	1,000.00	100.00 %
011-031-5503000-20	TRAVEL AND TRAINING	2,500.00	2,000.00	0.00	250.00	1,750.00	87.50 %
011-031-5801000-20	INSURANCE AND BONDS	50.00	50.00	0.00	50.00	0.00	0.00 %
Department: 031 - JUSTICE OF THE PEACE PRECINCT 1 Total:		327,988.00	327,988.00	25,879.93	253,436.48	74,551.52	22.73 %
Department: 032 - JUSTICE OF THE PEACE PRECINCT 2							
011-032-5001000-20	ELECTED OFFICIALS	75,725.00	75,725.00	5,825.00	56,793.75	18,931.25	25.00 %
011-032-5006000-20	STAFF EMPLOYEES	114,525.00	114,525.00	8,320.00	75,429.45	39,095.55	34.14 %
011-032-5007000-20	OVERTIME COMPENSATION	200.00	200.00	0.00	51.00	149.00	74.50 %
011-032-5009000-20	PART TIME POSITION	17,200.00	17,200.00	1,050.00	3,078.44	14,121.56	82.10 %
011-032-5101000-20	FICA	12,874.00	12,874.00	870.49	7,872.17	5,001.83	38.85 %
011-032-5102000-20	MEDICARE	3,011.00	3,011.00	203.56	1,840.99	1,170.01	38.86 %
011-032-5103000-20	RETIREMENT	21,928.00	21,928.00	1,595.47	14,241.41	7,686.59	35.05 %
011-032-5104000-20	GROUP HEALTH INSURANCE	30,124.00	30,124.00	3,227.22	26,625.02	3,498.98	11.62 %
011-032-5105000-20	GROUP DENTAL INSURANCE	1,660.00	1,660.00	156.00	1,267.30	392.70	23.66 %
011-032-5106000-20	LIFE INSURANCE	240.00	240.00	17.92	151.20	88.80	37.00 %
011-032-5107000-20	UNEMPLOYMENT INSURANCE	119.00	119.00	6.56	58.83	60.17	50.56 %
011-032-5109000-20	WORKER'S COMPENSATION	561.00	561.00	41.01	369.70	191.30	34.10 %
011-032-5201000-20	SUPPLIES/OTH OPER EXP	6,000.00	6,000.00	0.00	2,718.93	3,281.07	54.68 %
011-032-5503000-20	TRAVEL AND TRAINING	4,500.00	4,500.00	299.00	3,791.07	708.93	15.75 %
011-032-5505000-20	ASSOCIATION DUES	165.00	165.00	100.00	100.00	65.00	39.39 %
011-032-5801000-20	INSURANCE AND BONDS	200.00	200.00	0.00	178.00	22.00	11.00 %
Department: 032 - JUSTICE OF THE PEACE PRECINCT 2 Total:		289,032.00	289,032.00	21,712.23	194,567.26	94,464.74	32.68 %
Department: 033 - JUSTICE OF THE PEACE PRECINCT 3							
011-033-5001000-20	ELECTED OFFICIALS	75,725.00	75,725.00	5,825.00	56,793.75	18,931.25	25.00 %
011-033-5006000-20	STAFF EMPLOYEES	132,086.00	132,086.00	8,783.47	84,926.20	47,159.80	35.70 %
011-033-5008000-20	TEMPORARY	10,000.00	10,000.00	0.00	4,883.75	5,116.25	51.16 %
011-033-5101000-20	FICA	13,504.00	13,504.00	800.28	8,065.18	5,438.82	40.28 %
011-033-5102000-20	MEDICARE	3,158.00	3,158.00	187.17	1,886.23	1,271.77	40.27 %
011-033-5103000-20	RETIREMENT	21,945.00	21,945.00	1,533.87	14,903.99	7,041.01	32.08 %
011-033-5104000-20	GROUP HEALTH INSURANCE	30,124.00	30,124.00	3,590.30	35,005.41	-4,881.41	-16.20 %
011-033-5105000-20	GROUP DENTAL INSURANCE	1,660.00	1,660.00	193.86	1,890.13	-230.13	-13.86 %
011-033-5106000-20	LIFE INSURANCE	240.00	240.00	17.92	174.72	65.28	27.20 %
011-033-5107000-20	UNEMPLOYMENT INSURANCE	128.00	128.00	6.13	65.26	62.74	49.02 %
011-033-5109000-20	WORKER'S COMPENSATION	588.00	588.00	39.42	405.84	182.16	30.98 %
011-033-5201000-20	SUPPLIES/OTH OPER EXP	6,047.00	6,047.00	475.71	2,661.05	3,385.95	55.99 %
011-033-5228000-20	LAW BOOKS	500.00	500.00	0.00	0.00	500.00	100.00 %
011-033-5503000-20	TRAVEL AND TRAINING	6,000.00	6,000.00	200.00	3,806.97	2,193.03	36.55 %
011-033-5505000-20	ASSOCIATION DUES	685.00	685.00	0.00	60.00	625.00	91.24 %
011-033-5614000-20	PROFESSIONAL SERVICES	2,000.00	2,000.00	0.00	0.00	2,000.00	100.00 %
011-033-5801000-20	INSURANCE AND BONDS	200.00	200.00	0.00	178.00	22.00	11.00 %

		Original Total Budget	Current Total Budget	Period Activity	Fiscal Activity	Variance Favorable (Unfavorable)	Percent Remaining
011-033-5999000-20	OTHER CHARGES	1,000.00	1,000.00	0.00	0.00	1,000.00	100.00 %
Department: 033 - JUSTICE OF THE PEACE PRECINCT 3 Total:		305,590.00	305,590.00	21,653.13	215,706.48	89,883.52	29.41 %
Department: 034 - JUSTICE OF THE PEACE PRECINCT 4							
011-034-5001000-20	ELECTED OFFICIALS	75,725.00	75,725.00	5,825.00	56,793.75	18,931.25	25.00 %
011-034-5006000-20	STAFF EMPLOYEES	161,450.00	161,450.00	11,924.81	119,795.96	41,654.04	25.80 %
011-034-5007000-20	OVERTIME COMPENSATION	3,000.00	3,000.00	0.00	0.00	3,000.00	100.00 %
011-034-5008000-20	TEMPORARY	10,000.00	10,000.00	0.00	352.64	9,647.36	96.47 %
011-034-5101000-20	FICA	15,511.00	15,511.00	1,045.50	10,266.70	5,244.30	33.81 %
011-034-5102000-20	MEDICARE	3,628.00	3,628.00	244.52	2,401.08	1,226.92	33.82 %
011-034-5103000-20	RETIREMENT	25,362.00	25,362.00	1,863.72	18,559.23	6,802.77	26.82 %
011-034-5104000-20	GROUP HEALTH INSURANCE	37,655.00	37,655.00	4,165.76	39,624.17	-1,969.17	-5.23 %
011-034-5105000-20	GROUP DENTAL INSURANCE	2,075.00	2,075.00	210.16	1,993.97	81.03	3.91 %
011-034-5106000-20	LIFE INSURANCE	300.00	300.00	22.40	202.63	97.37	32.46 %
011-034-5107000-20	UNEMPLOYMENT INSURANCE	157.00	157.00	8.36	89.48	67.52	43.01 %
011-034-5109000-20	WORKER'S COMPENSATION	675.00	675.00	47.90	478.70	196.30	29.08 %
011-034-5201000-20	SUPPLIES/OTH OPER EXP	4,000.00	4,000.00	189.95	1,493.32	2,506.68	62.67 %
011-034-5228000-20	LAW BOOKS	200.00	200.00	0.00	0.00	200.00	100.00 %
011-034-5503000-20	TRAVEL AND TRAINING	2,500.00	2,500.00	0.00	1,350.00	1,150.00	46.00 %
011-034-5505000-20	ASSOCIATION DUES	175.00	175.00	0.00	60.00	115.00	65.71 %
011-034-5801000-20	INSURANCE AND BONDS	200.00	200.00	0.00	178.00	22.00	11.00 %
Department: 034 - JUSTICE OF THE PEACE PRECINCT 4 Total:		342,613.00	342,613.00	25,548.08	253,639.63	88,973.37	25.97 %
Department: 038 - CENTRAL JURY							
011-038-5201000-20	SUPPLIES/OTH OPER EXP	56,200.00	56,200.00	4,073.47	36,028.66	20,171.34	35.89 %
011-038-5230000-20	NON-CAPITAL SOFTWARE	6,700.00	6,700.00	0.00	2,810.32	3,889.68	58.05 %
011-038-5901000-20	JURY PAY	250,000.00	250,000.00	13,813.10	187,953.80	62,046.20	24.82 %
Department: 038 - CENTRAL JURY Total:		312,900.00	312,900.00	17,886.57	226,792.78	86,107.22	27.52 %
Department: 039 - JUDICIAL							
011-039-5228000-20	LAW BOOKS	11,000.00	11,000.00	773.68	3,509.30	7,490.70	68.10 %
011-039-5601000-20	APPOINTED ATTYS-CIVIL	800,000.00	978,415.00	47,006.15	698,934.41	279,480.59	28.56 %
011-039-5602000-20	APPOINTED ATTYS-CRIMINAL	70,000.00	26,048.00	0.00	4,656.00	21,392.00	82.13 %
011-039-5603000-20	APPOINTED ATTYS-JUVENILE	140,000.00	140,000.00	5,450.00	76,110.00	63,890.00	45.64 %
011-039-5604000-20	APPOINTED ATTYS-MENTAL	50,000.00	51,618.00	3,800.00	36,337.60	15,280.40	29.60 %
011-039-5605000-20	COURT REPORTER TRANSCRIPT FEE	65,000.00	73,209.00	729.25	53,344.25	19,864.75	27.13 %
011-039-5607000-20	APPTD JUDGE/REPTER/PROSECUT	75,000.00	84,470.00	5,629.22	61,549.43	22,920.57	27.13 %
011-039-5608000-20	WITNESS/INTERPRETER EXP	50,000.00	32,280.00	0.00	17,303.83	14,976.17	46.39 %
011-039-5611000-20	INMATE MEDICAL	5,000.00	5,000.00	0.00	804.00	4,196.00	83.92 %
011-039-5614000-20	PROFESSIONAL SERVICES	120,000.00	164,457.00	12,900.00	119,534.80	44,922.20	27.32 %
011-039-5622000-20	CONTRACT SERVICES	4,578,000.00	4,578,000.00	859,801.00	4,418,408.00	159,592.00	3.49 %
011-039-5623200-20	EXPERT WITNESS-JUVENILE	560.00	560.00	0.00	0.00	560.00	100.00 %
011-039-5627000-20	EXPERT WITNESS-CRIMINAL	590,000.00	409,503.00	0.00	55,753.49	353,749.51	86.39 %
011-039-5641000-20	INVESTIGATOR EXP-CIVIL	1,000.00	1,000.00	0.00	185.00	815.00	81.50 %
011-039-5642100-20	INVESTIGATOR EXP-CRIMINAL	480,000.00	480,000.00	0.00	0.00	480,000.00	100.00 %
011-039-5643000-20	INVESTIGATOR EXP-JUVENILE	300.00	300.00	0.00	0.00	300.00	100.00 %
011-039-5902000-20	JURY EXPENSE	1,500.00	1,500.00	0.00	741.80	758.20	50.55 %
011-039-5999600-20	JUDICIAL SUPPORT	29,493.00	29,493.00	0.00	29,492.83	0.17	0.00 %
Department: 039 - JUDICIAL Total:		7,066,853.00	7,066,853.00	936,089.30	5,576,664.74	1,490,188.26	21.09 %
Department: 040 - DISTRICT ATTORNEY							
011-040-5001000-25	ELECTED OFFICIALS	33,500.00	33,500.00	2,576.92	25,511.52	7,988.48	23.85 %
011-040-5002000-25	APPOINTED OFFICIALS	285,242.00	285,242.00	18,461.54	171,286.87	113,955.13	39.95 %
011-040-5006000-25	STAFF EMPLOYEES	4,793,702.00	4,800,442.00	344,222.66	3,344,974.33	1,455,467.67	30.32 %
011-040-5007000-25	OVERTIME COMPENSATION	5,720.00	10,720.00	1,195.81	8,425.34	2,294.66	21.41 %
011-040-5008000-25	TEMPORARY	54,065.00	49,065.00	2,908.50	23,647.74	25,417.26	51.80 %
011-040-5009000-25	PART TIME POSITION	52,366.00	52,366.00	4,462.88	43,528.79	8,837.21	16.88 %
011-040-5013001-25	LONGEVITY CDA	0.00	0.00	0.00	1,153.35	-1,153.35	0.00 %
011-040-5101000-25	FICA	323,925.00	323,925.00	22,439.83	218,785.40	105,139.60	32.46 %
011-040-5102000-25	MEDICARE	75,757.00	75,757.00	5,248.13	51,211.23	24,545.77	32.40 %
011-040-5103000-25	RETIREMENT	546,008.00	546,008.00	38,300.58	377,463.50	168,544.50	30.87 %

Budget Report

For Fiscal: 2018-2019 Period Ending: 06/30/2019

		Original	Current	Period	Fiscal	Variance	Percent
		Total Budget	Total Budget	Activity	Activity	Favorable (Unfavorable)	Remaining
011-040-5104000-25	GROUP HEALTH INSURANCE	564,825.00	564,825.00	42,631.12	415,257.28	149,567.72	26.48 %
011-040-5105000-25	GROUP DENTAL INSURANCE	31,125.00	31,125.00	2,270.69	22,044.79	9,080.21	29.17 %
011-040-5106000-25	LIFE INSURANCE	4,500.00	4,500.00	316.64	3,060.47	1,439.53	31.99 %
011-040-5107000-25	UNEMPLOYMENT INSURANCE	4,672.00	4,672.00	259.87	2,648.42	2,023.58	43.31 %
011-040-5109000-25	WORKER'S COMPENSATION	14,106.00	14,106.00	1,023.55	10,332.91	3,773.09	26.75 %
011-040-5201000-25	SUPPLIES/OTH OPER EXP	43,200.00	43,200.00	2,374.97	11,939.47	31,260.53	72.36 %
011-040-5228000-25	LAW BOOKS	12,000.00	12,000.00	372.00	9,041.44	2,958.56	24.65 %
011-040-5301000-25	EQUIPMENT OPER/MAINT	5,000.00	6,000.00	0.00	625.00	5,375.00	89.58 %
011-040-5302000-25	VEHICLE OPERATION/MAINT	30,000.00	30,000.00	1,522.05	14,660.36	15,339.64	51.13 %
011-040-5401000-25	COMMUNICATIONS - MONTHLY	1,000.00	1,000.00	0.00	88.38	911.62	91.16 %
011-040-5503000-25	TRAVEL AND TRAINING	15,000.00	13,000.00	1,783.99	2,774.39	10,225.61	78.66 %
011-040-5505000-25	ASSOCIATION DUES	6,319.00	7,319.00	6,281.00	7,059.00	260.00	3.55 %
011-040-5606000-25	TRANSCRIPTIONS & APPELLATE DO	17,000.00	17,000.00	1,830.25	9,332.03	7,667.97	45.11 %
011-040-5614000-25	PROFESSIONAL SERVICES	2,500.00	2,500.00	86.66	988.71	1,511.29	60.45 %
011-040-5622000-25	CONTRACT SERVICES	153,670.00	153,670.00	0.00	0.00	153,670.00	100.00 %
011-040-5801000-25	INSURANCE AND BONDS	100.00	100.00	0.00	0.00	100.00	100.00 %
Department: 040 - DISTRICT ATTORNEY Total:		7,075,302.00	7,082,042.00	500,569.64	4,775,840.72	2,306,201.28	32.56 %
Department: 041 - CONSTABLE PRECINCT 1							
011-041-5001000-30	ELECTED OFFICIALS	51,590.00	51,590.00	3,968.46	38,692.48	12,897.52	25.00 %
011-041-5101000-30	FICA	3,199.00	3,199.00	238.18	2,322.25	876.75	27.41 %
011-041-5102000-30	MEDICARE	748.00	748.00	55.70	543.07	204.93	27.40 %
011-041-5103000-30	RETIREMENT	5,448.00	5,448.00	416.68	4,069.17	1,378.83	25.31 %
011-041-5104000-30	GROUP HEALTH INSURANCE	7,531.00	7,531.00	575.46	5,610.73	1,920.27	25.50 %
011-041-5105000-30	GROUP DENTAL INSURANCE	415.00	415.00	31.38	305.95	109.05	26.28 %
011-041-5106000-30	LIFE INSURANCE	60.00	60.00	4.48	43.68	16.32	27.20 %
011-041-5109000-30	WORKER'S COMPENSATION	2,177.00	2,177.00	167.46	1,674.60	502.40	23.08 %
011-041-5201000-30	SUPPLIES/OTH OPER EXP	2,177.00	2,177.00	0.00	98.17	2,078.83	95.49 %
011-041-5224000-30	UNIFORMS	800.00	800.00	0.00	741.81	58.19	7.27 %
011-041-5228000-30	LAW BOOKS	100.00	100.00	0.00	0.00	100.00	100.00 %
011-041-5231000-30	NON-CAPITAL EQUIPMENT	1,000.00	1,000.00	0.00	0.00	1,000.00	100.00 %
011-041-5301000-30	EQUIPMENT OPER/MAINT	300.00	300.00	0.00	0.00	300.00	100.00 %
011-041-5302000-30	VEHICLE OPERATION/MAINT	9,000.00	9,000.00	414.14	3,737.39	5,262.61	58.47 %
011-041-5308000-30	SOFTWARE MAINTENANCE	3,157.00	3,157.00	150.00	2,399.40	757.60	24.00 %
011-041-5401000-30	COMMUNICATIONS - MONTHLY	3,000.00	3,000.00	94.30	777.79	2,222.21	74.07 %
011-041-5503000-30	TRAVEL AND TRAINING	1,000.00	1,000.00	0.00	1,000.00	0.00	0.00 %
011-041-5505000-30	ASSOCIATION DUES	160.00	160.00	0.00	160.00	0.00	0.00 %
Department: 041 - CONSTABLE PRECINCT 1 Total:		91,862.00	91,862.00	6,116.24	62,176.49	29,685.51	32.32 %
Department: 042 - CONSTABLE PRECINCT 2							
011-042-5001000-30	ELECTED OFFICIALS	51,590.00	51,590.00	3,968.46	38,692.48	12,897.52	25.00 %
011-042-5101000-30	FICA	3,199.00	3,199.00	242.50	2,364.37	834.63	26.09 %
011-042-5102000-30	MEDICARE	748.00	748.00	56.72	553.02	194.98	26.07 %
011-042-5103000-30	RETIREMENT	5,448.00	5,448.00	416.68	4,069.17	1,378.83	25.31 %
011-042-5104000-30	GROUP HEALTH INSURANCE	7,531.00	7,531.00	0.00	0.00	7,531.00	100.00 %
011-042-5105000-30	GROUP DENTAL INSURANCE	415.00	415.00	54.16	528.06	-113.06	-27.24 %
011-042-5106000-30	LIFE INSURANCE	60.00	60.00	4.48	43.68	16.32	27.20 %
011-042-5109000-30	WORKER'S COMPENSATION	2,177.00	2,177.00	167.46	1,674.60	502.40	23.08 %
011-042-5201000-30	SUPPLIES/OTH OPER EXP	800.00	2,687.00	0.00	408.58	2,278.42	84.79 %
011-042-5224000-30	UNIFORMS	400.00	3,400.00	0.00	358.53	3,041.47	89.46 %
011-042-5228000-30	LAW BOOKS	100.00	0.00	0.00	0.00	0.00	0.00 %
011-042-5302000-30	VEHICLE OPERATION/MAINT	9,000.00	5,000.00	331.58	2,204.80	2,795.20	55.90 %
011-042-5308000-30	SOFTWARE MAINTENANCE	3,157.00	3,157.00	0.00	162.00	2,995.00	94.87 %
011-042-5401000-30	COMMUNICATIONS - MONTHLY	3,000.00	3,000.00	159.90	1,815.38	1,184.62	39.49 %
011-042-5503000-30	TRAVEL AND TRAINING	1,500.00	733.00	0.00	732.50	0.50	0.07 %
011-042-5505000-30	ASSOCIATION DUES	120.00	100.00	0.00	100.00	0.00	0.00 %
Department: 042 - CONSTABLE PRECINCT 2 Total:		89,245.00	89,245.00	5,401.94	53,707.17	35,537.83	39.82 %
Department: 043 - CONSTABLE PRECINCT 3							
011-043-5001000-30	ELECTED OFFICIALS	51,590.00	51,590.00	3,968.46	38,692.48	12,897.52	25.00 %

Budget Report

For Fiscal: 2018-2019 Period Ending: 06/30/2019

		Original Total Budget	Current Total Budget	Period Activity	Fiscal Activity	Variance Favorable (Unfavorable)	Percent Remaining
011-043-5101000-30	FICA	3,199.00	3,199.00	228.68	2,248.38	950.62	29.72 %
011-043-5102000-30	MEDICARE	748.00	748.00	53.48	525.83	222.17	29.70 %
011-043-5103000-30	RETIREMENT	5,448.00	5,448.00	416.68	4,069.17	1,378.83	25.31 %
011-043-5104000-30	GROUP HEALTH INSURANCE	7,531.00	7,531.00	575.46	5,610.73	1,920.27	25.50 %
011-043-5105000-30	GROUP DENTAL INSURANCE	415.00	415.00	31.38	305.95	109.05	26.28 %
011-043-5106000-30	LIFE INSURANCE	60.00	60.00	4.48	43.68	16.32	27.20 %
011-043-5109000-30	WORKER'S COMPENSATION	2,177.00	2,177.00	167.46	1,674.60	502.40	23.08 %
011-043-5201000-30	SUPPLIES/OTH OPER EXP	1,100.00	1,100.00	0.00	0.00	1,100.00	100.00 %
011-043-5224000-30	UNIFORMS	400.00	400.00	0.00	0.00	400.00	100.00 %
011-043-5228000-30	LAW BOOKS	100.00	100.00	0.00	0.00	100.00	100.00 %
011-043-5231000-30	NON-CAPITAL EQUIPMENT	5,700.00	0.00	0.00	0.00	0.00	0.00 %
011-043-5302000-30	VEHICLE OPERATION/MAINT	9,000.00	9,000.00	2,321.27	4,088.50	4,911.50	54.57 %
011-043-5308000-30	SOFTWARE MAINTENANCE	1,200.00	1,200.00	0.00	0.00	1,200.00	100.00 %
011-043-5401000-30	COMMUNICATIONS - MONTHLY	3,000.00	3,000.00	394.77	660.70	2,339.30	77.98 %
011-043-5503000-30	TRAVEL AND TRAINING	1,500.00	1,500.00	371.00	1,331.15	168.85	11.26 %
011-043-5505000-30	ASSOCIATION DUES	100.00	100.00	0.00	0.00	100.00	100.00 %
011-043-6643000-30	CAPITAL OUTLAY-CONSTABLE PCT#	0.00	5,700.00	0.00	0.00	5,700.00	100.00 %
Department: 043 - CONSTABLE PRECINCT 3 Total:		93,268.00	93,268.00	8,533.12	59,251.17	34,016.83	36.47 %
Department: 044 - CONSTABLE PRECINCT 4							
011-044-5001000-30	ELECTED OFFICIALS	51,590.00	51,590.00	3,968.46	30,755.57	20,834.43	40.38 %
011-044-5101000-30	FICA	3,199.00	3,199.00	222.08	1,763.05	1,435.95	44.89 %
011-044-5102000-30	MEDICARE	748.00	748.00	51.94	412.34	335.66	44.87 %
011-044-5103000-30	RETIREMENT	5,448.00	5,448.00	416.68	3,231.06	2,216.94	40.69 %
011-044-5104000-30	GROUP HEALTH INSURANCE	7,531.00	7,531.00	1,074.54	6,447.24	1,083.76	14.39 %
011-044-5105000-30	GROUP DENTAL INSURANCE	415.00	415.00	54.16	324.96	90.04	21.70 %
011-044-5106000-30	LIFE INSURANCE	60.00	60.00	4.48	26.88	33.12	55.20 %
011-044-5109000-30	WORKER'S COMPENSATION	2,177.00	2,177.00	167.46	1,297.82	879.18	40.38 %
011-044-5201000-30	SUPPLIES/OTH OPER EXP	800.00	800.00	0.00	374.28	425.72	53.22 %
011-044-5224000-30	UNIFORMS	800.00	800.00	265.03	432.03	367.97	46.00 %
011-044-5228000-30	LAW BOOKS	100.00	100.00	0.00	0.00	100.00	100.00 %
011-044-5231000-30	NON-CAPITAL EQUIPMENT	0.00	1,363.00	0.00	1,362.47	0.53	0.04 %
011-044-5301000-30	EQUIPMENT OPER/MAINT	300.00	300.00	0.00	0.00	300.00	100.00 %
011-044-5302000-30	VEHICLE OPERATION/MAINT	9,000.00	7,637.00	259.12	2,555.75	5,081.25	66.53 %
011-044-5308000-30	SOFTWARE MAINTENANCE	3,157.00	3,157.00	150.00	1,800.00	1,357.00	42.98 %
011-044-5401000-30	COMMUNICATIONS - MONTHLY	3,000.00	3,000.00	134.54	1,387.02	1,612.98	53.77 %
011-044-5503000-30	TRAVEL AND TRAINING	1,500.00	1,500.00	0.00	1,298.78	201.22	13.41 %
011-044-5505000-30	ASSOCIATION DUES	160.00	160.00	0.00	60.00	100.00	62.50 %
011-044-5801000-30	INSURANCE AND BONDS	178.00	178.00	0.00	93.00	85.00	47.75 %
Department: 044 - CONSTABLE PRECINCT 4 Total:		90,163.00	90,163.00	6,768.49	53,622.25	36,540.75	40.53 %
Department: 045 - MEDICAL EXAMINER							
011-045-5006000-30	STAFF EMPLOYEES	618,247.00	604,415.00	33,011.96	257,784.08	346,630.92	57.35 %
011-045-5007000-30	OVERTIME COMPENSATION	1,000.00	1,000.00	0.00	70.65	929.35	92.94 %
011-045-5008000-30	TEMPORARY	0.00	13,832.00	0.00	13,831.50	0.50	0.00 %
011-045-5101000-30	FICA	38,393.00	38,393.00	1,986.52	16,030.90	22,362.10	58.25 %
011-045-5102000-30	MEDICARE	8,979.00	8,979.00	464.59	3,825.22	5,153.78	57.40 %
011-045-5103000-30	RETIREMENT	65,393.00	65,393.00	3,466.25	27,110.08	38,282.92	58.54 %
011-045-5104000-30	GROUP HEALTH INSURANCE	97,903.00	97,903.00	4,453.49	25,962.03	71,940.97	73.48 %
011-045-5105000-30	GROUP DENTAL INSURANCE	5,395.00	5,395.00	234.45	1,532.35	3,862.65	71.60 %
011-045-5106000-30	LIFE INSURANCE	780.00	780.00	29.12	193.76	586.24	75.16 %
011-045-5107000-30	UNEMPLOYMENT INSURANCE	557.00	557.00	23.13	196.95	360.05	64.64 %
011-045-5109000-30	WORKER'S COMPENSATION	7,617.00	7,617.00	408.96	3,578.83	4,038.17	53.02 %
011-045-5201000-30	SUPPLIES/OTH OPER EXP	122,726.00	104,926.00	3,515.90	36,168.94	68,757.06	65.53 %
011-045-5224000-30	UNIFORMS	2,000.00	2,000.00	0.00	0.00	2,000.00	100.00 %
011-045-5230000-30	NON-CAPITAL SOFTWARE	1,742.00	1,742.00	0.00	0.00	1,742.00	100.00 %
011-045-5231000-30	NON-CAPITAL EQUIPMENT	3,200.00	3,200.00	0.00	0.00	3,200.00	100.00 %
011-045-5301000-30	EQUIPMENT OPER/MAINT	11,995.00	11,995.00	0.00	8,363.67	3,631.33	30.27 %
011-045-5302000-30	VEHICLE OPERATION/MAINT	12,000.00	12,000.00	112.24	1,769.97	10,230.03	85.25 %
011-045-5308000-30	SOFTWARE MAINTENANCE	19,310.00	19,310.00	2,126.25	9,471.70	9,838.30	50.95 %

Budget Report

For Fiscal: 2018-2019 Period Ending: 06/30/2019

		Original Total Budget	Current Total Budget	Period Activity	Fiscal Activity	Variance Favorable (Unfavorable)	Percent Remaining
011-045-5401000-30	COMMUNICATIONS - MONTHLY	32,000.00	32,000.00	2,145.87	18,170.90	13,829.10	43.22 %
011-045-5503000-30	TRAVEL AND TRAINING	17,000.00	16,850.00	82.00	82.00	16,768.00	99.51 %
011-045-5505000-30	ASSOCIATION DUES	0.00	150.00	0.00	150.00	0.00	0.00 %
011-045-5614000-30	PROFESSIONAL SERVICES	1,000,000.00	1,748,200.00	112,500.00	1,436,500.00	311,700.00	17.83 %
011-045-5622000-30	CONTRACT SERVICES	155,000.00	24,600.00	1,533.47	19,765.43	4,834.57	19.65 %
011-045-5702000-30	BUILDING RENTAL	167,968.00	167,968.00	13,997.33	139,973.30	27,994.70	16.67 %
011-045-5801000-30	INSURANCE AND BONDS	100.00	100.00	0.00	0.00	100.00	100.00 %
Department: 045 - MEDICAL EXAMINER Total:		2,389,305.00	2,989,305.00	180,091.53	2,020,532.26	968,772.74	32.41 %
Department: 046 - SHERIFF							
011-046-5001000-30	ELECTED OFFICIALS	118,920.00	118,920.00	9,147.68	89,189.88	29,730.12	25.00 %
011-046-5006000-30	STAFF EMPLOYEES	7,149,733.00	7,149,733.00	535,139.59	5,256,550.96	1,893,182.04	26.48 %
011-046-5007000-30	OVERTIME COMPENSATION	130,000.00	130,000.00	27,230.32	203,983.30	-73,983.30	-56.91 %
011-046-5013000-30	LONGEVITY	50,000.00	50,000.00	0.00	33,683.96	16,316.04	32.63 %
011-046-5014000-30	INCENTIVE PAY	225,000.00	225,000.00	19,321.25	192,536.05	32,463.95	14.43 %
011-046-5101000-30	FICA	475,766.00	475,766.00	34,905.40	342,700.85	133,065.15	27.97 %
011-046-5102000-30	MEDICARE	111,268.00	111,268.00	8,163.32	80,147.02	31,120.98	27.97 %
011-046-5103000-30	RETIREMENT	810,338.00	810,338.00	62,036.09	611,350.58	198,987.42	24.56 %
011-046-5104000-30	GROUP HEALTH INSURANCE	1,114,588.00	1,114,588.00	96,900.61	946,090.66	168,497.34	15.12 %
011-046-5105000-30	GROUP DENTAL INSURANCE	61,420.00	61,420.00	5,444.55	52,803.37	8,616.63	14.03 %
011-046-5106000-30	LIFE INSURANCE	8,880.00	8,880.00	644.04	6,260.11	2,619.89	29.50 %
011-046-5107000-30	UNEMPLOYMENT INSURANCE	6,799.00	6,799.00	408.95	4,173.23	2,625.77	38.62 %
011-046-5109000-30	WORKER'S COMPENSATION	323,828.00	323,828.00	24,912.38	249,784.73	74,043.27	22.86 %
011-046-5201000-30	SUPPLIES/OTH OPER EXP	320,000.00	273,170.00	7,642.74	158,359.12	114,810.88	42.03 %
011-046-5224000-30	UNIFORMS	105,000.00	125,000.00	8,260.47	48,329.79	76,670.21	61.34 %
011-046-5228000-30	LAW BOOKS	3,500.00	3,500.00	0.00	26.95	3,473.05	99.23 %
011-046-5230000-30	NON-CAPITAL SOFTWARE	11,000.00	11,000.00	0.00	1,329.65	9,670.35	87.91 %
011-046-5231000-30	NON-CAPITAL EQUIPMENT	94,400.00	109,730.00	16,706.00	97,942.06	11,787.94	10.74 %
011-046-5301000-30	EQUIPMENT OPER/MAINT	140,500.00	144,500.00	221.14	23,276.53	121,223.47	83.89 %
011-046-5302000-30	VEHICLE OPERATION/MAINT	829,100.00	822,600.00	53,424.55	397,227.67	425,372.33	51.71 %
011-046-5308000-30	SOFTWARE MAINTENANCE	63,601.00	63,601.00	880.00	60,528.43	3,072.57	4.83 %
011-046-5401000-30	COMMUNICATIONS - MONTHLY	130,200.00	130,200.00	9,270.74	71,094.07	59,105.93	45.40 %
011-046-5503000-30	TRAVEL AND TRAINING	95,000.00	95,000.00	16,219.92	53,737.40	41,262.60	43.43 %
011-046-5505000-30	ASSOCIATION DUES	1,916.00	1,916.00	140.00	881.00	1,035.00	54.02 %
011-046-5511000-30	LICENSE AND FEES	500.00	500.00	0.00	350.00	150.00	30.00 %
011-046-5613000-30	EMPLOYEE MEDICAL SERVICES	3,000.00	3,000.00	0.00	585.00	2,415.00	80.50 %
011-046-5614000-30	PROFESSIONAL SERVICES	33,500.00	33,500.00	1,523.00	13,714.82	19,785.18	59.06 %
011-046-5622000-30	CONTRACT SERVICES	20,100.00	20,100.00	0.00	11,644.13	8,455.87	42.07 %
011-046-5801000-30	INSURANCE AND BONDS	1,200.00	1,200.00	0.00	613.00	587.00	48.92 %
011-046-5906000-30	INVESTIGATIVE EXPENDITURE	22,000.00	29,500.00	2,199.81	14,627.81	14,872.19	50.41 %
011-046-5994000-30	EMERGENCY MGT OPERATIONS	11,000.00	11,000.00	1,657.59	8,912.66	2,087.34	18.98 %
011-046-5997000-30	CLEANUP PROGRAM	14,000.00	14,000.00	0.00	0.00	14,000.00	100.00 %
011-046-5999100-30	CREDIT CARD PRE PAID CHARGES	0.00	0.00	0.00	628.20	-628.20	0.00 %
011-046-6646000-30	CAPITAL OUTLAY-SHERIFF	1,104,701.00	1,308,290.00	31,837.49	207,602.17	1,100,687.83	84.13 %
Department: 046 - SHERIFF Total:		13,590,758.00	13,787,847.00	974,237.63	9,240,665.16	4,547,181.84	32.98 %
Department: 047 - DETENTION CENTER							
011-047-5006000-30	STAFF EMPLOYEES	15,303,478.00	15,303,478.00	1,138,722.01	11,087,745.92	4,215,732.08	27.55 %
011-047-5007000-30	OVERTIME COMPENSATION	200,000.00	200,000.00	29,550.49	184,275.02	15,724.98	7.86 %
011-047-5013000-30	LONGEVITY	33,000.00	33,000.00	0.00	25,642.50	7,357.50	22.30 %
011-047-5014000-30	INCENTIVE PAY	300,000.00	300,000.00	27,855.78	275,996.41	24,003.59	8.00 %
011-047-5101000-30	FICA	981,862.00	981,862.00	70,501.72	682,803.76	299,058.24	30.46 %
011-047-5102000-30	MEDICARE	229,629.00	229,629.00	16,488.26	159,686.61	69,942.39	30.46 %
011-047-5103000-30	RETIREMENT	1,672,332.00	1,672,332.00	125,796.95	1,222,571.45	449,760.55	26.89 %
011-047-5104000-30	GROUP HEALTH INSURANCE	2,643,381.00	2,643,381.00	221,003.22	2,214,197.06	429,183.94	16.24 %
011-047-5105000-30	GROUP DENTAL INSURANCE	145,665.00	145,665.00	11,030.72	110,074.63	35,590.37	24.43 %
011-047-5106000-30	LIFE INSURANCE	21,060.00	21,060.00	1,410.16	13,966.19	7,093.81	33.68 %
011-047-5107000-30	UNEMPLOYMENT INSURANCE	14,253.00	14,253.00	838.87	8,468.11	5,784.89	40.59 %
011-047-5109000-30	WORKER'S COMPENSATION	668,299.00	668,299.00	50,322.94	502,541.03	165,757.97	24.80 %
011-047-5201000-30	SUPPLIES/OTH OPER EXP	324,500.00	320,412.00	11,734.03	159,087.49	161,324.51	50.35 %

		Original Total Budget	Current Total Budget	Period Activity	Fiscal Activity	Variance Favorable (Unfavorable)	Percent Remaining
011-047-5206000-30	KITCHEN SUPPLIES	29,000.00	29,000.00	3,093.78	19,569.28	9,430.72	32.52 %
011-047-5219000-30	FOOD	1,333,869.00	1,333,869.00	125,097.01	882,444.09	451,424.91	33.84 %
011-047-5224000-30	UNIFORMS	130,000.00	130,000.00	10,807.65	76,339.47	53,660.53	41.28 %
011-047-5226000-30	INMATE SUPPLIES	216,000.00	216,000.00	20,166.63	143,468.54	72,531.46	33.58 %
011-047-5228000-30	LAW BOOKS	1,200.00	1,100.00	0.00	0.00	1,100.00	100.00 %
011-047-5230000-30	NON-CAPITAL SOFTWARE	2,000.00	2,000.00	0.00	429.00	1,571.00	78.55 %
011-047-5231000-30	NON-CAPITAL EQUIPMENT	46,950.00	51,038.00	0.00	11,477.12	39,560.88	77.51 %
011-047-5301000-30	EQUIPMENT OPER/MAINT	72,200.00	72,200.00	2,911.91	21,916.95	50,283.05	69.64 %
011-047-5308000-30	SOFTWARE MAINTENANCE	18,300.00	18,400.00	1,431.32	18,351.11	48.89	0.27 %
011-047-5401000-30	COMMUNICATIONS - MONTHLY	38,000.00	38,000.00	3,082.21	21,438.55	16,561.45	43.58 %
011-047-5503000-30	TRAVEL AND TRAINING	80,000.00	80,000.00	16,733.31	62,078.04	17,921.96	22.40 %
011-047-5505000-30	ASSOCIATION DUES	1,822.00	1,822.00	0.00	527.00	1,295.00	71.08 %
011-047-5511000-30	LICENSE AND FEES	8,010.00	8,010.00	0.00	899.00	7,111.00	88.78 %
011-047-5611000-30	INMATE MEDICAL	1,000.00	1,000.00	0.00	0.00	1,000.00	100.00 %
011-047-5613000-30	EMPLOYEE MEDICAL SERVICES	15,000.00	15,000.00	1,375.00	9,355.00	5,645.00	37.63 %
011-047-5622000-30	CONTRACT SERVICES	25,500.00	25,500.00	450.00	16,249.12	9,250.88	36.28 %
011-047-5801000-30	INSURANCE AND BONDS	3,500.00	3,500.00	0.00	781.00	2,719.00	77.69 %
Department: 047 - DETENTION CENTER Total:		24,559,810.00	24,559,810.00	1,890,403.97	17,932,379.45	6,627,430.55	26.98 %
Department: 048 - INMATE TRANSPORTATION							
011-048-5201000-30	SUPPLIES/OTH OPER EXP	10,000.00	10,000.00	0.00	0.00	10,000.00	100.00 %
011-048-5231000-30	NON-CAPITAL EQUIPMENT	2,800.00	2,800.00	0.00	1,969.90	830.10	29.65 %
011-048-5302000-30	VEHICLE OPERATION/MAINT	55,000.00	55,000.00	4,117.92	24,611.49	30,388.51	55.25 %
011-048-5501000-30	INMATE TRANSPORTATION	44,000.00	44,000.00	2,630.33	22,669.21	21,330.79	48.48 %
011-048-5611000-30	INMATE MEDICAL	2,000.00	2,000.00	0.00	0.00	2,000.00	100.00 %
011-048-5905000-30	INMATE BOARD BILLS	1,000.00	1,000.00	0.00	0.00	1,000.00	100.00 %
Department: 048 - INMATE TRANSPORTATION Total:		114,800.00	114,800.00	6,748.25	49,250.60	65,549.40	57.10 %
Department: 049 - PUBLIC SAFETY							
011-049-5301000-30	EQUIPMENT OPER/MAINT	50,000.00	50,000.00	0.00	40,136.66	9,863.34	19.73 %
011-049-5623000-30	INTER LOCAL AGREEMENTS	877,328.00	877,328.00	14,820.85	756,694.48	120,633.52	13.75 %
011-049-5624000-30	PRISONER REIMB - UMC	150,000.00	150,000.00	0.00	10,452.40	139,547.60	93.03 %
011-049-5638000-30	CONTRACT SERV-CARE PROG	17,500.00	17,500.00	1,250.00	11,250.00	6,250.00	35.71 %
Department: 049 - PUBLIC SAFETY Total:		1,094,828.00	1,094,828.00	16,070.85	818,533.54	276,294.46	25.24 %
Department: 057 - COMMUNITY SUPERVISION AND CORRECTIONS							
011-057-5201000-35	SUPPLIES/OTH OPER EXP	7,700.00	7,700.00	302.96	2,867.40	4,832.60	62.76 %
Department: 057 - COMMUNITY SUPERVISION AND CORRECTIONS		7,700.00	7,700.00	302.96	2,867.40	4,832.60	62.76 %
Department: 061 - FACILITY MAINTENANCE							
011-061-5006000-40	STAFF EMPLOYEES	2,727,279.00	2,727,279.00	196,324.50	1,943,452.95	783,826.05	28.74 %
011-061-5007000-40	OVERTIME COMPENSATION	70,500.00	70,500.00	3,367.82	29,711.34	40,788.66	57.86 %
011-061-5008000-40	TEMPORARY	32,800.00	32,800.00	0.00	130.56	32,669.44	99.60 %
011-061-5009000-40	PART TIME POSITION	38,308.00	38,308.00	2,539.41	23,280.26	15,027.74	39.23 %
011-061-5101000-40	FICA	177,871.00	177,871.00	11,820.52	116,709.17	61,161.83	34.39 %
011-061-5102000-40	MEDICARE	41,599.00	41,599.00	2,764.50	27,295.00	14,304.00	34.39 %
011-061-5103000-40	RETIREMENT	299,491.00	299,491.00	21,235.47	210,179.78	89,311.22	29.82 %
011-061-5104000-40	GROUP HEALTH INSURANCE	512,108.00	512,108.00	45,933.86	441,264.49	70,843.51	13.83 %
011-061-5105000-40	GROUP DENTAL INSURANCE	28,635.00	28,635.00	2,319.80	22,563.45	6,071.55	21.20 %
011-061-5106000-40	LIFE INSURANCE	4,140.00	4,140.00	286.72	2,738.25	1,401.75	33.86 %
011-061-5107000-40	UNEMPLOYMENT INSURANCE	2,582.00	2,582.00	141.53	1,455.54	1,126.46	43.63 %
011-061-5109000-40	WORKER'S COMPENSATION	134,838.00	134,838.00	9,504.87	96,625.56	38,212.44	28.34 %
011-061-5201000-40	SUPPLIES/OTH OPER EXP	144,774.00	144,774.00	8,968.95	61,542.80	83,231.20	57.49 %
011-061-5231000-40	NON-CAPITAL EQUIPMENT	23,939.00	23,939.00	0.00	8,216.31	15,722.69	65.68 %
011-061-5301000-40	EQUIPMENT OPER/MAINT	297,967.00	297,967.00	21,781.87	62,816.51	235,150.49	78.92 %
011-061-5302000-40	VEHICLE OPERATION/MAINT	32,600.00	32,600.00	1,936.53	11,005.05	21,594.95	66.24 %
011-061-5305000-40	BUILDING MAINTENANCE	297,903.00	297,903.00	7,307.28	128,160.39	169,742.61	56.98 %
011-061-5308000-40	SOFTWARE MAINTENANCE	63,228.00	63,228.00	162.38	21,550.35	41,677.65	65.92 %
011-061-5309000-40	GROUPS MAINTENANCE	37,372.00	37,372.00	1,099.48	6,863.24	30,508.76	81.64 %
011-061-5401000-40	COMMUNICATIONS - MONTHLY	22,240.00	22,240.00	1,798.72	13,937.78	8,302.22	37.33 %
011-061-5406000-40	UTILITIES	1,845,550.00	1,845,550.00	132,163.92	1,020,712.39	824,837.61	44.69 %

Budget Report

For Fiscal: 2018-2019 Period Ending: 06/30/2019

		Original Total Budget	Current Total Budget	Period Activity	Fiscal Activity	Variance Favorable (Unfavorable)	Percent Remaining
011-061-5503000-40	TRAVEL AND TRAINING	30,500.00	30,500.00	49.73	12,783.06	17,716.94	58.09 %
011-061-5511000-40	LICENSE AND FEES	4,770.00	4,770.00	45.00	2,849.14	1,920.86	40.27 %
011-061-5614000-40	PROFESSIONAL SERVICES	6,000.00	6,000.00	0.00	0.00	6,000.00	100.00 %
011-061-5622000-40	CONTRACT SERVICES	223,832.00	223,832.00	15,531.75	132,812.53	91,019.47	40.66 %
011-061-5701000-40	RENTALS AND LEASES	5,000.00	5,000.00	0.00	505.12	4,494.88	89.90 %
011-061-5850000-40	TAXES	12,500.00	12,500.00	519.12	3,990.41	8,509.59	68.08 %
Department: 061 - FACILITY MAINTENANCE Total:		7,118,326.00	7,118,326.00	487,603.73	4,403,151.43	2,715,174.57	38.14 %
Department: 064 - SOUTH PLAINS AUTO THEFT TASK FORCE							
011-064-5201000-25	SUPPLIES/OTH OPER EXP	3,000.00	3,000.00	0.00	310.00	2,690.00	89.67 %
Department: 064 - SOUTH PLAINS AUTO THEFT TASK FORCE Total:		3,000.00	3,000.00	0.00	310.00	2,690.00	89.67 %
Department: 067 - SAFETY AND ENVIROMENTAL							
011-067-5006000-50	STAFF EMPLOYEES	77,250.00	77,250.00	5,943.68	57,950.86	19,299.14	24.98 %
011-067-5101000-50	FICA	4,790.00	4,790.00	366.02	3,598.06	1,191.94	24.88 %
011-067-5102000-50	MEDICARE	1,120.00	1,120.00	85.60	841.47	278.53	24.87 %
011-067-5103000-50	RETIREMENT	8,158.00	8,158.00	624.08	6,145.71	2,012.29	24.67 %
011-067-5104000-50	GROUP HEALTH INSURANCE	7,531.00	7,531.00	0.00	0.00	7,531.00	100.00 %
011-067-5105000-50	GROUP DENTAL INSURANCE	415.00	415.00	54.16	528.06	-113.06	-27.24 %
011-067-5106000-50	LIFE INSURANCE	60.00	60.00	4.48	43.68	16.32	27.20 %
011-067-5107000-50	UNEMPLOYMENT INSURANCE	70.00	70.00	4.16	42.55	27.45	39.21 %
011-067-5109000-50	WORKER'S COMPENSATION	209.00	209.00	16.04	344.51	-135.51	-64.84 %
011-067-5201000-50	SUPPLIES/OTH OPER EXP	1,690.00	1,430.00	0.00	275.98	1,154.02	80.70 %
011-067-5302000-50	VEHICLE OPERATION/MAINT	4,500.00	4,500.00	318.90	3,030.73	1,469.27	32.65 %
011-067-5401000-50	COMMUNICATIONS - MONTHLY	960.00	960.00	75.24	625.04	334.96	34.89 %
011-067-5503000-50	TRAVEL AND TRAINING	2,700.00	2,550.00	0.00	2,170.10	379.90	14.90 %
011-067-5505000-50	ASSOCIATION DUES	90.00	100.00	0.00	100.00	0.00	0.00 %
011-067-5511000-50	LICENSE AND FEES	0.00	400.00	0.00	0.00	400.00	100.00 %
011-067-5614000-50	PROFESSIONAL SERVICES	6,000.00	6,000.00	0.00	2,970.00	3,030.00	50.50 %
011-067-5623000-50	INTER LOCAL AGREEMENTS	138,619.00	138,619.00	0.00	138,619.00	0.00	0.00 %
Department: 067 - SAFETY AND ENVIROMENTAL Total:		254,162.00	254,162.00	7,492.36	217,285.75	36,876.25	14.51 %
Department: 068 - GENERAL ASSISTANCE							
011-068-5006000-55	STAFF EMPLOYEES	180,873.00	180,873.00	11,348.00	110,643.09	70,229.91	38.83 %
011-068-5009000-55	PART TIME POSITION	19,332.00	19,332.00	1,038.61	10,062.93	9,269.07	47.95 %
011-068-5101000-55	FICA	12,413.00	12,413.00	728.47	7,098.66	5,314.34	42.81 %
011-068-5102000-55	MEDICARE	2,903.00	2,903.00	170.36	1,660.09	1,242.91	42.81 %
011-068-5103000-55	RETIREMENT	21,142.00	21,142.00	1,300.60	12,694.64	8,447.36	39.96 %
011-068-5104000-55	GROUP HEALTH INSURANCE	22,593.00	22,593.00	2,149.08	20,953.52	1,639.48	7.26 %
011-068-5105000-55	GROUP DENTAL INSURANCE	1,245.00	1,245.00	78.16	762.06	482.94	38.79 %
011-068-5106000-55	LIFE INSURANCE	180.00	180.00	13.44	131.04	48.96	27.20 %
011-068-5107000-55	UNEMPLOYMENT INSURANCE	180.00	180.00	8.66	87.85	92.15	51.19 %
011-068-5109000-55	WORKER'S COMPENSATION	541.00	541.00	33.45	334.27	206.73	38.21 %
011-068-5201000-55	SUPPLIES/OTH OPER EXP	3,000.00	2,850.00	97.60	969.27	1,880.73	65.99 %
011-068-5301000-55	EQUIPMENT OPER/MAINT	300.00	300.00	0.00	0.00	300.00	100.00 %
011-068-5401000-55	COMMUNICATIONS - MONTHLY	780.00	780.00	51.54	414.11	365.89	46.91 %
011-068-5619000-55	FUNERALS	135,000.00	135,000.00	10,300.00	92,850.00	42,150.00	31.22 %
011-068-5801000-55	INSURANCE AND BONDS	0.00	150.00	71.00	71.00	79.00	52.67 %
011-068-5909000-55	WELFARE - FOOD	3,000.00	3,000.00	0.00	0.00	3,000.00	100.00 %
011-068-5910000-55	WELFARE - SHELTER	75,000.00	75,000.00	4,210.90	44,333.90	30,666.10	40.89 %
011-068-5918000-55	WELFARE - UTILITIES	67,500.00	67,500.00	3,761.46	43,248.46	24,251.54	35.93 %
011-068-5939000-55	WELFARE - EMERGENCIES	5,000.00	5,000.00	0.00	780.70	4,219.30	84.39 %
Department: 068 - GENERAL ASSISTANCE Total:		550,982.00	550,982.00	35,361.33	347,095.59	203,886.41	37.00 %
Department: 070 - VETERANS AFFAIRS							
011-070-5006000-55	STAFF EMPLOYEES	44,392.00	44,392.00	3,414.72	33,293.53	11,098.47	25.00 %
011-070-5101000-55	FICA	2,752.00	2,752.00	187.08	1,824.03	927.97	33.72 %
011-070-5102000-55	MEDICARE	644.00	644.00	43.76	426.66	217.34	33.75 %
011-070-5103000-55	RETIREMENT	4,688.00	4,688.00	358.54	3,501.43	1,186.57	25.31 %
011-070-5104000-55	GROUP HEALTH INSURANCE	7,531.00	7,531.00	1,364.84	13,307.19	-5,776.19	-76.70 %
011-070-5105000-55	GROUP DENTAL INSURANCE	415.00	415.00	54.16	528.06	-113.06	-27.24 %

Budget Report

For Fiscal: 2018-2019 Period Ending: 06/30/2019

		Original Total Budget	Current Total Budget	Period Activity	Fiscal Activity	Variance Favorable (Unfavorable)	Percent Remaining
011-070-5106000-55	LIFE INSURANCE	60.00	60.00	4.48	43.68	16.32	27.20 %
011-070-5107000-55	UNEMPLOYMENT INSURANCE	40.00	40.00	2.40	24.33	15.67	39.18 %
011-070-5109000-55	WORKER'S COMPENSATION	120.00	120.00	9.22	92.20	27.80	23.17 %
Department: 070 - VETERANS AFFAIRS Total:		60,642.00	60,642.00	5,439.20	53,041.11	7,600.89	12.53 %
Department: 072 - TEXAS AgriLIFE EXT							
011-072-5002000-60	APPOINTED OFFICIALS	127,047.00	127,047.00	10,682.50	91,151.33	35,895.67	28.25 %
011-072-5006000-60	STAFF EMPLOYEES	82,779.00	82,779.00	6,288.48	61,312.70	21,466.30	25.93 %
011-072-5009000-60	PART TIME POSITION	12,854.00	12,854.00	0.00	2,555.00	10,299.00	80.12 %
011-072-5101000-60	FICA	13,806.00	13,806.00	1,053.25	9,619.04	4,186.96	30.33 %
011-072-5102000-60	MEDICARE	3,229.00	3,229.00	246.35	2,249.80	979.20	30.33 %
011-072-5103000-60	RETIREMENT	10,099.00	10,099.00	758.98	7,041.40	3,057.60	30.28 %
011-072-5104000-60	GROUP HEALTH INSURANCE	15,062.00	15,062.00	575.46	5,610.73	9,451.27	62.75 %
011-072-5105000-60	GROUP DENTAL INSURANCE	830.00	830.00	62.76	611.90	218.10	26.28 %
011-072-5106000-60	LIFE INSURANCE	120.00	120.00	8.96	87.36	32.64	27.20 %
011-072-5107000-60	UNEMPLOYMENT INSURANCE	200.00	200.00	8.02	73.61	126.39	63.20 %
011-072-5109000-60	WORKER'S COMPENSATION	601.00	601.00	19.52	185.66	415.34	69.11 %
011-072-5201000-60	SUPPLIES/OTH OPER EXP	14,174.00	14,174.00	2,390.83	8,533.49	5,640.51	39.79 %
011-072-5225000-60	POSTAGE	700.00	700.00	0.00	0.00	700.00	100.00 %
011-072-5302000-60	VEHICLE OPERATION/MAINT	19,500.00	13,500.00	575.47	3,144.42	10,355.58	76.71 %
011-072-5401000-60	COMMUNICATIONS - MONTHLY	3,151.00	3,151.00	177.48	1,570.84	1,580.16	50.15 %
011-072-5503000-60	TRAVEL AND TRAINING	30,047.00	36,047.00	647.49	13,596.76	22,450.24	62.28 %
011-072-5505000-60	ASSOCIATION DUES	1,135.00	1,135.00	150.00	990.00	145.00	12.78 %
011-072-5511000-60	LICENSE AND FEES	331.00	331.00	0.00	166.94	164.06	49.56 %
011-072-5623000-60	INTER LOCAL AGREEMENTS	2,500.00	2,500.00	0.00	2,500.00	0.00	0.00 %
011-072-5801000-60	INSURANCE AND BONDS	250.00	250.00	0.00	161.00	89.00	35.60 %
Department: 072 - TEXAS AgriLIFE EXT Total:		338,415.00	338,415.00	23,645.55	211,161.98	127,253.02	37.60 %
Department: 077 - ELECTIONS							
011-077-5002000-70	APPOINTED OFFICIALS	84,318.00	84,318.00	6,297.18	61,666.38	22,651.62	26.86 %
011-077-5006000-70	STAFF EMPLOYEES	359,125.00	359,125.00	20,737.46	244,427.51	114,697.49	31.94 %
011-077-5007000-70	OVERTIME COMPENSATION	68,212.00	68,212.00	252.39	34,740.91	33,471.09	49.07 %
011-077-5008000-70	TEMPORARY	30,000.00	30,000.00	0.00	0.00	30,000.00	100.00 %
011-077-5020000-70	LBK CO EMP - ELECTIONS	25,000.00	30,000.00	0.00	24,606.41	5,393.59	17.98 %
011-077-5021000-70	LBK CO EMP OT - ELECTIONS	35,000.00	40,000.00	0.00	16,930.06	23,069.94	57.67 %
011-077-5101000-70	FICA	37,303.00	37,303.00	1,597.27	22,752.38	14,550.62	39.01 %
011-077-5102000-70	MEDICARE	8,724.00	8,724.00	373.56	5,321.04	3,402.96	39.01 %
011-077-5103000-70	RETIREMENT	60,367.00	60,367.00	2,865.13	40,431.70	19,935.30	33.02 %
011-077-5104000-70	GROUP HEALTH INSURANCE	67,779.00	67,779.00	3,697.62	47,615.72	20,163.28	29.75 %
011-077-5105000-70	GROUP DENTAL INSURANCE	3,735.00	3,735.00	277.08	3,420.46	314.54	8.42 %
011-077-5106000-70	LIFE INSURANCE	540.00	540.00	31.36	392.89	147.11	27.24 %
011-077-5107000-70	UNEMPLOYMENT INSURANCE	541.00	541.00	19.08	282.53	258.47	47.78 %
011-077-5109000-70	WORKER'S COMPENSATION	1,624.00	1,624.00	73.69	946.82	677.18	41.70 %
011-077-5201000-70	SUPPLIES/OTH OPER EXP	221,000.00	213,500.00	7,392.01	58,598.16	154,901.84	72.55 %
011-077-5225000-70	POSTAGE	1,200.00	1,200.00	0.00	922.45	277.55	23.13 %
011-077-5229000-70	PUBLICATIONS LEGAL NOTICES	0.00	46,000.00	0.00	45,847.80	152.20	0.33 %
011-077-5231000-70	NON-CAPITAL EQUIPMENT	1,250.00	5,750.00	0.00	0.00	5,750.00	100.00 %
011-077-5301000-70	EQUIPMENT OPER/MAINT	5,000.00	4,000.00	0.00	0.00	4,000.00	100.00 %
011-077-5302000-70	VEHICLE OPERATION/MAINT	6,500.00	10,500.00	296.78	1,116.78	9,383.22	89.36 %
011-077-5308000-70	SOFTWARE MAINTENANCE	280,000.00	288,300.00	0.00	283,457.74	4,842.26	1.68 %
011-077-5401000-70	COMMUNICATIONS - MONTHLY	79,900.00	79,900.00	4,042.62	25,763.69	54,136.31	67.76 %
011-077-5503000-70	TRAVEL AND TRAINING	40,500.00	36,300.00	0.00	11,049.79	25,250.21	69.56 %
011-077-5505000-70	ASSOCIATION DUES	3,050.00	3,050.00	0.00	2,450.00	600.00	19.67 %
011-077-5614000-70	PROFESSIONAL SERVICES	68,750.00	66,650.00	101.00	35,018.98	31,631.02	47.46 %
011-077-5622000-70	CONTRACT SERVICES	466,000.00	564,000.00	5,693.27	338,688.24	225,311.76	39.95 %
011-077-5701000-70	RENTALS AND LEASES	30,642.00	40,642.00	2,763.52	23,911.82	16,730.18	41.16 %
011-077-5801000-70	INSURANCE AND BONDS	500.00	500.00	0.00	50.00	450.00	90.00 %
Department: 077 - ELECTIONS Total:		1,986,560.00	2,152,560.00	56,511.02	1,330,410.26	822,149.74	38.19 %

		Original Total Budget	Current Total Budget	Period Activity	Fiscal Activity	Variance Favorable (Unfavorable)	Percent Remaining
Department: 089 - LIBRARY SERVICES							
011-089-5623000-80	INTER LOCAL AGREEMENTS	247,105.00	247,105.00	0.00	237,105.00	10,000.00	4.05 %
Department: 089 - LIBRARY SERVICES Total:		247,105.00	247,105.00	0.00	237,105.00	10,000.00	4.05 %
Department: 090 - PUBLIC WORKS							
011-090-5006000-90	STAFF EMPLOYEES	133,400.00	133,400.00	10,648.48	99,492.10	33,907.90	25.42 %
011-090-5101000-90	FICA	8,271.00	8,271.00	592.06	5,533.68	2,737.32	33.10 %
011-090-5102000-90	MEDICARE	1,934.00	1,934.00	138.46	1,294.15	639.85	33.08 %
011-090-5103000-90	RETIREMENT	14,087.00	14,087.00	1,118.10	10,461.80	3,625.20	25.73 %
011-090-5104000-90	GROUP HEALTH INSURANCE	15,062.00	15,062.00	1,816.46	15,668.46	-606.46	-4.03 %
011-090-5105000-90	GROUP DENTAL INSURANCE	830.00	830.00	85.54	716.34	113.66	13.69 %
011-090-5106000-90	LIFE INSURANCE	120.00	120.00	8.96	70.56	49.44	41.20 %
011-090-5107000-90	UNEMPLOYMENT INSURANCE	120.00	120.00	7.44	72.05	47.95	39.96 %
011-090-5109000-90	WORKER'S COMPENSATION	360.00	360.00	28.74	273.90	86.10	23.92 %
011-090-5201000-90	SUPPLIES/OTH OPER EXP	3,500.00	3,500.00	226.41	1,490.33	2,009.67	57.42 %
011-090-5302000-90	VEHICLE OPERATION/MAINT	3,000.00	3,000.00	0.00	116.02	2,883.98	96.13 %
011-090-5308000-90	SOFTWARE MAINTENANCE	3,100.00	3,100.00	0.00	554.82	2,545.18	82.10 %
011-090-5401000-90	COMMUNICATIONS - MONTHLY	500.00	500.00	0.00	0.00	500.00	100.00 %
011-090-5503000-90	TRAVEL AND TRAINING	5,000.00	5,000.00	0.00	3,678.81	1,321.19	26.42 %
011-090-5505000-90	ASSOCIATION DUES	500.00	500.00	0.00	439.00	61.00	12.20 %
011-090-5801000-90	INSURANCE AND BONDS	3,100.00	3,100.00	0.00	0.00	3,100.00	100.00 %
Department: 090 - PUBLIC WORKS Total:		192,884.00	192,884.00	14,670.65	139,862.02	53,021.98	27.49 %
Department: 999 - TRANSFER							
011-999-9011020-00	XFER TO CONSOLIDATED ROAD & B	4,538,943.00	4,538,943.00	0.00	4,538,943.00	0.00	0.00 %
011-999-9011043-00	XFER TO LCETRZ NO1 TAX INCREME	0.00	145,951.00	0.00	145,950.31	0.69	0.00 %
011-999-9011051-00	XFER TO JUVENILE PROBATION	6,000,000.00	6,000,000.00	500,000.00	4,500,000.00	1,500,000.00	25.00 %
011-999-9011081-00	XFER TO LAW LIBRARY	8,198.00	8,198.00	0.00	0.00	8,198.00	100.00 %
011-999-9011096-00	XFER TO HISTORIC PRESERVATION	8,100.00	8,100.00	0.00	0.00	8,100.00	100.00 %
011-999-9011113-00	XFER TO REGIONAL PUBLIC DEFEN	127,877.00	127,877.00	0.00	127,877.00	0.00	0.00 %
011-999-9011164-00	XFER TO SPATF GRANT	138,020.00	138,020.00	0.00	89,919.99	48,100.01	34.85 %
011-999-9011171-00	XFER TO CDA VOCA	29,613.00	29,613.00	1,922.63	17,025.41	12,587.59	42.51 %
011-999-9011301-00	XFER TO ROAD CONSTRUCTION FU	1,009,600.00	1,009,600.00	0.00	143,543.07	866,056.93	85.78 %
011-999-9011307-00	XFER TO CRTC RENO #2	898,000.00	898,000.00	0.00	0.00	898,000.00	100.00 %
011-999-9011640-00	XFER TO PRE-TRIAL RELEASE FUND	311,553.00	311,553.00	0.00	177,116.96	134,436.04	43.15 %
Department: 999 - TRANSFER Total:		13,069,904.00	13,215,855.00	501,922.63	9,740,375.74	3,475,479.26	26.30 %
Fund: 011 - GENERAL FUND Surplus (Deficit):		0.00	0.00	-3,696,890.74	15,479,097.08	15,479,097.08	0.00 %
Fund: 020 - CONSOLIDATED ROAD AND BRIDGE							
020-4201000	GRANT REVENUE	0.00	0.00	0.00	-165,673.47	-165,673.47	0.00 %
020-4204008	STATE-LATERAL ROADS	55,000.00	55,000.00	0.00	52,307.00	-2,693.00	4.90 %
020-4207000	AUTOMOBILE REGISTRATION	360,000.00	360,000.00	0.00	0.00	-360,000.00	100.00 %
020-4518000	SUBDIVISION PLAT FEE	10,000.00	10,000.00	0.00	4,000.00	-6,000.00	60.00 %
020-4520000	VEHICLE REG.- SPECIAL FEE	2,627,000.00	2,627,000.00	214,140.00	1,866,480.00	-760,520.00	28.95 %
020-4522000	GROSS WEIGHT FEE	120,000.00	120,000.00	0.00	132,588.22	12,588.22	110.49 %
020-4700000	INTEREST INCOME	14,000.00	14,000.00	6,918.94	69,339.82	55,339.82	495.28 %
020-4805100	PROPERTY DISPOSAL	249,500.00	249,500.00	13,500.00	23,313.50	-226,186.50	90.66 %
020-4899000	OTHER REVENUE	10,000.00	10,000.00	0.00	2,703.95	-7,296.05	72.96 %
020-7361000	DRAW FROM RESERVES	336,840.00	336,840.00	0.00	0.00	-336,840.00	100.00 %
020-8020011	XFER FROM GENERAL FUND	4,538,943.00	4,538,943.00	0.00	4,538,943.00	0.00	0.00 %
020-8020042	XFER FROM NEW ROAD FUND	690,000.00	690,000.00	0.00	690,000.00	0.00	0.00 %
Department: 190 - CONSOLIDATED ROAD AND BRIDGE							
020-190-5006000-90	STAFF EMPLOYEES	2,044,547.00	2,014,547.00	149,705.01	1,433,015.57	581,531.43	28.87 %
020-190-5007000-90	OVERTIME COMPENSATION	20,500.00	50,500.00	431.14	16,482.47	34,017.53	67.36 %
020-190-5008000-90	TEMPORARY	20,000.00	20,000.00	0.00	0.00	20,000.00	100.00 %
020-190-5101000-90	FICA	129,273.00	129,273.00	8,873.45	85,197.31	44,075.69	34.10 %
020-190-5102000-90	MEDICARE	30,233.00	30,233.00	2,075.29	19,925.55	10,307.45	34.09 %
020-190-5103000-90	RETIREMENT	218,069.00	218,069.00	15,858.97	153,215.88	64,853.12	29.74 %
020-190-5104000-90	GROUP HEALTH INSURANCE	361,488.00	361,488.00	30,613.49	307,903.86	53,584.14	14.82 %
020-190-5105000-90	GROUP DENTAL INSURANCE	19,920.00	19,920.00	1,491.83	14,974.51	4,945.49	24.83 %

Budget Report

For Fiscal: 2018-2019 Period Ending: 06/30/2019

		Original	Current	Period	Fiscal	Variance	
		Total Budget	Total Budget	Activity	Activity	Favorable (Unfavorable)	Percent Remaining
020-190-5106000-90	LIFE INSURANCE	2,880.00	2,880.00	194.88	1,931.03	948.97	32.95 %
020-190-5107000-90	UNEMPLOYMENT INSURANCE	1,877.00	1,877.00	105.69	1,060.26	816.74	43.51 %
020-190-5109000-90	WORKER'S COMPENSATION	190,156.00	190,156.00	13,692.38	135,892.62	54,263.38	28.54 %
020-190-5201000-90	SUPPLIES/OTH OPER EXP	1,450,000.00	1,183,000.00	7,306.16	304,003.27	878,996.73	74.30 %
020-190-5230000-90	NON-CAPITAL SOFTWARE	0.00	300.00	0.00	286.00	14.00	4.67 %
020-190-5231000-90	NON-CAPITAL EQUIPMENT	3,000.00	2,700.00	0.00	2,299.52	400.48	14.83 %
020-190-5301000-90	EQUIPMENT OPER/MAINT	370,000.00	370,000.00	15,481.81	139,562.28	230,437.72	62.28 %
020-190-5302000-90	VEHICLE OPERATION/MAINT	450,000.00	447,500.00	23,677.81	252,728.14	194,771.86	43.52 %
020-190-5305000-90	BUILDING MAINTENANCE	100,000.00	20,000.00	0.00	0.00	20,000.00	100.00 %
020-190-5308000-90	SOFTWARE MAINTENANCE	8,000.00	8,000.00	0.00	6,949.32	1,050.68	13.13 %
020-190-5401000-90	COMMUNICATIONS - MONTHLY	26,000.00	28,500.00	2,103.56	16,973.95	11,526.05	40.44 %
020-190-5406000-90	UTILITIES	25,000.00	25,000.00	595.74	9,067.45	15,932.55	63.73 %
020-190-5503000-90	TRAVEL AND TRAINING	15,000.00	15,000.00	151.10	1,889.71	13,110.29	87.40 %
020-190-5505000-90	ASSOCIATION DUES	300.00	300.00	0.00	270.00	30.00	10.00 %
020-190-5614000-90	PROFESSIONAL SERVICES	55,000.00	0.00	0.00	0.00	0.00	0.00 %
020-190-5622000-90	CONTRACT SERVICES	70,000.00	612,000.00	2,361.41	30,459.89	581,540.11	95.02 %
020-190-5701000-90	RENTALS AND LEASES	130,000.00	30,000.00	0.00	7,532.72	22,467.28	74.89 %
020-190-5916000-90	RIGHT OF WAY EXPENDITURE	1,550,000.00	1,500,000.00	0.00	1,500,000.00	0.00	0.00 %
020-190-6230000-90	UNIVERSITY AVENUE PROJECT	780,000.00	780,000.00	685,627.00	685,627.00	94,373.00	12.10 %
020-190-6405000-90	HEAVY EQUIPMENT	895,040.00	895,040.00	116,205.20	283,201.00	611,839.00	68.36 %
020-190-6502000-90	VEHICLES - LIGHT TRUCKS	45,000.00	55,000.00	0.00	48,934.40	6,065.60	11.03 %
Department: 190 - CONSOLIDATED ROAD AND BRIDGE Total:		9,011,283.00	9,011,283.00	1,076,551.92	5,459,383.71	3,551,899.29	39.42 %
Fund: 020 - CONSOLIDATED ROAD AND BRIDGE Surplus (Deficit):		0.00	0.00	-841,992.98	1,754,618.31	1,754,618.31	0.00 %
Fund: 031 - PRECINCT 1 PARK							
031-4001000	CURRENT AD VALOREM TAXES	100,235.00	100,235.00	398.26	99,493.42	-741.58	0.74 %
031-4004000	PEN & INT - CURRENT LEVY	430.00	430.00	46.91	370.24	-59.76	13.90 %
031-4005000	DELIQ TAXES - PRIOR YEARS	911.00	911.00	57.06	562.44	-348.56	38.26 %
031-4006000	PEN & INT - PRIOR YEARS	350.00	350.00	21.08	254.03	-95.97	27.42 %
031-4700000	INTEREST INCOME	8,000.00	8,000.00	992.37	7,166.81	-833.19	10.41 %
031-4816000	CONTRIBUTIONS	0.00	0.00	300.00	7,200.00	7,200.00	0.00 %
031-7361000	DRAW FROM RESERVES	84,157.00	84,157.00	0.00	0.00	-84,157.00	100.00 %
Department: 191 - PRECINCT 1 PARK							
031-191-5006000-80	STAFF EMPLOYEES	35,600.00	35,600.00	2,646.62	25,875.00	9,725.00	27.32 %
031-191-5008000-80	TEMPORARY	5,000.00	5,000.00	154.62	489.63	4,510.37	90.21 %
031-191-5009000-80	PART TIME POSITION	16,690.00	16,690.00	1,514.69	13,753.84	2,936.16	17.59 %
031-191-5101000-80	FICA	3,552.00	3,552.00	256.72	2,387.57	1,164.43	32.78 %
031-191-5102000-80	MEDICARE	831.00	831.00	60.04	558.45	272.55	32.80 %
031-191-5103000-80	RETIREMENT	5,522.00	5,522.00	436.94	4,177.99	1,344.01	24.34 %
031-191-5104000-80	GROUP HEALTH INSURANCE	4,895.00	4,895.00	544.58	5,309.59	-414.59	-8.47 %
031-191-5105000-80	GROUP DENTAL INSURANCE	270.00	270.00	24.51	239.11	30.89	11.44 %
031-191-5106000-80	LIFE INSURANCE	39.00	39.00	2.91	28.43	10.57	27.10 %
031-191-5107000-80	UNEMPLOYMENT INSURANCE	52.00	52.00	3.01	29.26	22.74	43.73 %
031-191-5109000-80	WORKER'S COMPENSATION	3,632.00	3,632.00	233.89	2,268.38	1,363.62	37.54 %
031-191-5201000-80	SUPPLIES/OTH OPER EXP	5,000.00	5,000.00	741.90	1,539.96	3,460.04	69.20 %
031-191-5305000-80	BUILDING MAINTENANCE	5,000.00	5,000.00	110.00	833.39	4,166.61	83.33 %
031-191-5406000-80	UTILITIES	8,000.00	8,000.00	467.65	3,920.74	4,079.26	50.99 %
031-191-5614000-80	PROFESSIONAL SERVICES	100,000.00	100,000.00	0.00	0.00	100,000.00	100.00 %
Department: 191 - PRECINCT 1 PARK Total:		194,083.00	194,083.00	7,198.08	61,411.34	132,671.66	68.36 %
Fund: 031 - PRECINCT 1 PARK Surplus (Deficit):		0.00	0.00	-5,382.40	53,635.60	53,635.60	0.00 %
Fund: 032 - SLATON/ROOSEVELT PARK							
032-4001000	CURRENT AD VALOREM TAXES	100,235.00	100,235.00	398.26	99,493.42	-741.58	0.74 %
032-4004000	PEN & INT - CURRENT LEVY	430.00	430.00	46.91	370.24	-59.76	13.90 %
032-4005000	DELIQ TAXES - PRIOR YEARS	911.00	911.00	57.06	562.44	-348.56	38.26 %
032-4006000	PEN & INT - PRIOR YEARS	350.00	350.00	21.08	254.03	-95.97	27.42 %
032-4700000	INTEREST INCOME	3,000.00	3,000.00	266.53	2,008.22	-991.78	33.06 %
032-4816000	CONTRIBUTIONS	8,000.00	8,000.00	600.00	3,750.00	-4,250.00	53.13 %
032-7361000	DRAW FROM RESERVES	60,723.00	60,723.00	0.00	0.00	-60,723.00	100.00 %

Budget Report

For Fiscal: 2018-2019 Period Ending: 06/30/2019

	Original Total Budget	Current Total Budget	Period Activity	Fiscal Activity	Variance Favorable (Unfavorable)	Percent Remaining
Department: 192 - SLATON/ROOSEVELT PARKS						
032-192-5006000-80	55,246.00	46,746.00	1,810.70	17,689.70	29,056.30	62.16 %
032-192-5008000-80	9,020.00	17,520.00	1,740.00	12,055.89	5,464.11	31.19 %
032-192-5009000-80	13,071.00	13,071.00	932.80	9,094.80	3,976.20	30.42 %
032-192-5101000-80	4,795.00	4,795.00	270.92	2,343.81	2,451.19	51.12 %
032-192-5102000-80	1,121.00	1,121.00	63.38	548.38	572.62	51.08 %
032-192-5103000-80	7,214.00	7,214.00	288.07	2,824.60	4,389.40	60.85 %
032-192-5104000-80	10,920.00	10,920.00	919.69	8,966.88	1,953.12	17.89 %
032-192-5105000-80	602.00	602.00	48.09	468.82	133.18	22.12 %
032-192-5106000-80	87.00	87.00	6.50	63.36	23.64	27.17 %
032-192-5107000-80	70.00	70.00	3.14	28.39	41.61	59.44 %
032-192-5109000-80	4,903.00	4,903.00	297.50	2,600.85	2,302.15	46.95 %
032-192-5201000-80	2,500.00	5,000.00	213.35	2,844.11	2,155.89	43.12 %
032-192-5231000-80	2,000.00	2,000.00	0.00	0.00	2,000.00	100.00 %
032-192-5301000-80	2,400.00	2,400.00	0.00	0.00	2,400.00	100.00 %
032-192-5305000-80	15,000.00	12,500.00	75.00	3,649.35	8,850.65	70.81 %
032-192-5309000-80	30,000.00	17,000.00	0.00	4,224.05	12,775.95	75.15 %
032-192-5406000-80	7,500.00	20,500.00	470.25	6,622.86	13,877.14	67.69 %
032-192-5622000-80	1,200.00	1,200.00	0.00	0.00	1,200.00	100.00 %
032-192-6205000-80	3,000.00	3,000.00	0.00	0.00	3,000.00	100.00 %
032-192-6406000-80	3,000.00	3,000.00	0.00	0.00	3,000.00	100.00 %
Department: 192 - SLATON/ROOSEVELT PARKS Total:	173,649.00	173,649.00	7,139.39	74,025.85	99,623.15	57.37 %
Fund: 032 - SLATON/ROOSEVELT PARK Surplus (Deficit):	0.00	0.00	-5,749.55	32,412.50	32,412.50	0.00 %
Fund: 033 - IDALOU/NEW DEAL PARK						
033-4001000	100,235.00	100,235.00	398.26	99,493.42	-741.58	0.74 %
033-4004000	430.00	430.00	46.91	370.24	-59.76	13.90 %
033-4005000	911.00	911.00	57.06	562.44	-348.56	38.26 %
033-4006000	350.00	350.00	21.08	254.03	-95.97	27.42 %
033-4700000	3,000.00	3,000.00	370.03	2,472.69	-527.31	17.58 %
033-4816000	6,200.00	6,200.00	400.00	4,770.00	-1,430.00	23.06 %
033-7361000	149,102.00	149,102.00	0.00	0.00	-149,102.00	100.00 %
Department: 193 - IDALOU/NEW DEAL PARKS						
033-193-5006000-80	24,452.00	24,452.00	1,810.70	17,689.70	6,762.30	27.66 %
033-193-5008000-80	3,000.00	3,000.00	0.00	0.00	3,000.00	100.00 %
033-193-5009000-80	23,047.00	23,047.00	1,619.12	15,786.42	7,260.58	31.50 %
033-193-5101000-80	3,131.00	3,131.00	206.82	2,023.21	1,107.79	35.38 %
033-193-5102000-80	732.00	732.00	48.38	473.36	258.64	35.33 %
033-193-5103000-80	5,016.00	5,016.00	360.13	3,528.34	1,487.66	29.66 %
033-193-5104000-80	3,389.00	3,389.00	344.23	3,356.15	32.85	0.97 %
033-193-5105000-80	187.00	187.00	16.71	162.87	24.13	12.90 %
033-193-5106000-80	27.00	27.00	6.50	63.36	-36.36	-134.67 %
033-193-5107000-80	45.00	45.00	2.40	24.59	20.41	45.36 %
033-193-5109000-80	3,202.00	3,202.00	230.70	2,248.57	953.43	29.78 %
033-193-5201000-80	6,000.00	6,000.00	510.09	1,763.89	4,236.11	70.60 %
033-193-5301000-80	4,000.00	4,000.00	0.00	0.00	4,000.00	100.00 %
033-193-5305000-80	6,000.00	6,000.00	145.00	878.88	5,121.12	85.35 %
033-193-5309000-80	6,000.00	6,000.00	0.00	243.26	5,756.74	95.95 %
033-193-5406000-80	16,000.00	16,000.00	585.46	4,434.25	11,565.75	72.29 %
033-193-6103000-80	125,000.00	125,000.00	0.00	0.00	125,000.00	100.00 %
033-193-6406000-80	31,000.00	31,000.00	0.00	0.00	31,000.00	100.00 %
Department: 193 - IDALOU/NEW DEAL PARKS Total:	260,228.00	260,228.00	5,886.24	52,676.85	207,551.15	79.76 %
Fund: 033 - IDALOU/NEW DEAL PARK Surplus (Deficit):	0.00	0.00	-4,592.90	55,245.97	55,245.97	0.00 %
Fund: 034 - SHALLOWATER PARK						
034-4001000	100,235.00	100,235.00	398.26	99,493.42	-741.58	0.74 %
034-4004000	430.00	430.00	46.91	370.24	-59.76	13.90 %
034-4005000	911.00	911.00	57.06	562.44	-348.56	38.26 %
034-4006000	350.00	350.00	21.08	254.03	-95.97	27.42 %

Budget Report

For Fiscal: 2018-2019 Period Ending: 06/30/2019

		Original Total Budget	Current Total Budget	Period Activity	Fiscal Activity	Variance Favorable (Unfavorable)	Percent Remaining
034-4700000	INTEREST INCOME	4,500.00	4,500.00	497.97	3,609.17	-890.83	19.80 %
034-4816000	CONTRIBUTIONS	2,500.00	2,500.00	375.00	1,925.00	-575.00	23.00 %
034-7361000	DRAW FROM RESERVES	45,785.00	45,785.00	0.00	0.00	-45,785.00	100.00 %
Department: 194 - SHALLOWATER PARK							
034-194-5006000-80	STAFF EMPLOYEES	24,452.00	24,452.00	1,810.71	17,689.48	6,762.52	27.66 %
034-194-5008000-80	TEMPORARY	1,500.00	1,500.00	0.00	0.00	1,500.00	100.00 %
034-194-5009000-80	PART TIME POSITION	16,378.00	16,378.00	1,040.00	12,366.94	4,011.06	24.49 %
034-194-5101000-80	FICA	2,624.00	2,624.00	170.93	1,795.50	828.50	31.57 %
034-194-5102000-80	MEDICARE	614.00	614.00	39.96	419.57	194.43	31.67 %
034-194-5103000-80	RETIREMENT	4,312.00	4,312.00	299.30	3,168.53	1,143.47	26.52 %
034-194-5104000-80	GROUP HEALTH INSURANCE	10,920.00	10,920.00	344.18	4,938.51	5,981.49	54.78 %
034-194-5105000-80	GROUP DENTAL INSURANCE	602.00	602.00	16.69	248.98	353.02	58.64 %
034-194-5106000-80	LIFE INSURANCE	87.00	87.00	2.01	31.89	55.11	63.34 %
034-194-5107000-80	UNEMPLOYMENT INSURANCE	38.00	38.00	2.00	21.60	16.40	43.16 %
034-194-5109000-80	WORKER'S COMPENSATION	2,684.00	2,684.00	194.00	2,159.40	524.60	19.55 %
034-194-5201000-80	SUPPLIES/OTH OPER EXP	6,000.00	6,000.00	306.80	3,248.18	2,751.82	45.86 %
034-194-5231000-80	NON-CAPITAL EQUIPMENT	3,000.00	3,000.00	0.00	0.00	3,000.00	100.00 %
034-194-5301000-80	EQUIPMENT OPER/MAINT	2,000.00	2,000.00	0.00	88.90	1,911.10	95.56 %
034-194-5305000-80	BUILDING MAINTENANCE	2,000.00	3,000.00	293.17	1,351.53	1,648.47	54.95 %
034-194-5309000-80	GROUPS MAINTENANCE	10,000.00	10,000.00	0.00	1,447.67	8,552.33	85.52 %
034-194-5406000-80	UTILITIES	15,000.00	15,000.00	935.31	8,056.20	6,943.80	46.29 %
034-194-5614000-80	PROFESSIONAL SERVICES	2,500.00	2,500.00	0.00	0.00	2,500.00	100.00 %
034-194-6406000-80	CAPITAL OUTLAY	50,000.00	49,000.00	0.00	0.00	49,000.00	100.00 %
Department: 194 - SHALLOWATER PARK Total:		154,711.00	154,711.00	5,455.06	57,032.88	97,678.12	63.14 %
Fund: 034 - SHALLOWATER PARK Surplus (Deficit):		0.00	0.00	-4,058.78	49,181.42	49,181.42	0.00 %
Fund: 041 - PERMANENT IMPROVEMENT							
041-4001000	CURRENT AD VALOREM TAXES	2,004,712.00	2,004,712.00	7,965.23	1,989,863.09	-14,848.91	0.74 %
041-4004000	PEN & INT - CURRENT LEVY	8,610.00	8,610.00	938.21	7,405.06	-1,204.94	13.99 %
041-4005000	DELIQ TAXES - PRIOR YEARS	17,219.00	17,219.00	1,141.32	11,249.35	-5,969.65	34.67 %
041-4006000	PEN & INT - PRIOR YEARS	7,208.00	7,208.00	421.75	5,080.99	-2,127.01	29.51 %
041-4700000	INTEREST INCOME	35,000.00	35,000.00	6,544.73	45,649.74	10,649.74	130.43 %
041-4835000	CRTC LEASE	483,732.00	483,732.00	40,311.00	362,799.00	-120,933.00	25.00 %
041-7361000	DRAW FROM RESERVES	1,866,275.00	1,866,275.00	0.00	0.00	-1,866,275.00	100.00 %
Department: 061 - FACILITY MAINTENANCE							
041-061-5614000-40	PROFESSIONAL SERVICES	376,506.00	376,506.00	24,477.08	138,989.30	237,516.70	63.08 %
041-061-5799000-40	RENOV/REPAIR NON-CONTRACT	1,378,250.00	1,378,250.00	85,087.82	427,040.58	951,209.42	69.02 %
041-061-6211000-40	900 MAIN RENOVATIONS	1,500,000.00	1,500,000.00	0.00	0.00	1,500,000.00	100.00 %
041-061-6217000-40	LCJJC RENOVATIONS	43,000.00	43,000.00	12,349.42	12,349.42	30,650.58	71.28 %
041-061-6223000-40	OTHER BLDG RENOVATIONS	1,125,000.00	1,125,000.00	0.00	105,140.70	1,019,859.30	90.65 %
Department: 061 - FACILITY MAINTENANCE Total:		4,422,756.00	4,422,756.00	121,914.32	683,520.00	3,739,236.00	84.55 %
Fund: 041 - PERMANENT IMPROVEMENT Surplus (Deficit):		0.00	0.00	-64,592.08	1,738,527.23	1,738,527.23	0.00 %
Fund: 042 - NEW ROAD							
042-7361000	DRAW FROM RESERVES	690,000.00	690,000.00	0.00	0.00	-690,000.00	100.00 %
Department: 999 - TRANSFER							
042-999-9042020-00	XFER TO CONSOLIDATED ROAD & B	690,000.00	690,000.00	0.00	690,000.00	0.00	0.00 %
Department: 999 - TRANSFER Total:		690,000.00	690,000.00	0.00	690,000.00	0.00	0.00 %
Fund: 042 - NEW ROAD Surplus (Deficit):		0.00	0.00	0.00	-690,000.00	-690,000.00	0.00 %
Fund: 043 - LCETRZ NO1 TAX INCREMENT							
043-4700000	INTEREST INCOME	0.00	0.00	604.28	3,601.38	3,601.38	0.00 %
043-7361000	DRAW FROM RESERVES	254,655.00	254,655.00	0.00	0.00	-254,655.00	100.00 %
043-8043011	XFER FROM GENERAL FUND	0.00	145,951.00	0.00	145,950.31	-0.69	0.00 %
Department: 090 - PUBLIC WORKS							
043-090-6230000-90	ROAD PROJECTS	254,655.00	400,606.00	0.00	0.00	400,606.00	100.00 %
Department: 090 - PUBLIC WORKS Total:		254,655.00	400,606.00	0.00	0.00	400,606.00	100.00 %
Fund: 043 - LCETRZ NO1 TAX INCREMENT Surplus (Deficit):		0.00	0.00	604.28	149,551.69	149,551.69	0.00 %

Budget Report

For Fiscal: 2018-2019 Period Ending: 06/30/2019

	Original Total Budget	Current Total Budget	Period Activity	Fiscal Activity	Variance Favorable (Unfavorable)	Percent Remaining
Fund: 050 - JUVENILE STAR PROGRAM						
050-4240000	STAR PROGRAM-JUVENILE	425,000.00	425,000.00	0.00	425,000.00	0.00 0.00 %
050-4899000	OTHER REVENUE	0.00	1,895.00	0.00	1,894.65	-0.35 0.02 %
050-8050051	XFER FROM LCJJC	121,735.00	175,000.00	0.00	175,000.00	0.00 0.00 %
Department: 051 - JUVENILE PROBATION						
050-051-5006000-35	STAFF EMPLOYEES	353,585.00	388,916.00	27,015.06	250,139.28	138,776.72 35.68 %
050-051-5101000-35	FICA	21,922.00	24,787.00	1,634.29	15,118.63	9,668.37 39.01 %
050-051-5102000-35	MEDICARE	5,127.00	5,797.00	382.23	3,535.99	2,261.01 39.00 %
050-051-5103000-35	RETIREMENT	37,339.00	37,339.00	2,855.93	26,491.22	10,847.78 29.05 %
050-051-5104000-35	GROUP HEALTH INSURANCE	60,248.00	71,898.00	3,537.90	34,988.68	36,909.32 51.34 %
050-051-5105000-35	GROUP DENTAL INSURANCE	3,320.00	4,024.00	290.20	2,813.67	1,210.33 30.08 %
050-051-5106000-35	LIFE INSURANCE	480.00	538.00	35.42	346.35	191.65 35.62 %
050-051-5107000-35	UNEMPLOYMENT INSURANCE	318.00	2,268.00	19.03	183.20	2,084.80 91.92 %
050-051-5109000-35	WORKER'S COMPENSATION	14,921.00	14,958.00	1,159.46	11,047.28	3,910.72 26.14 %
050-051-5201000-35	SUPPLIES/OTH OPER EXP	4,500.00	4,895.00	0.00	4,373.70	521.30 10.65 %
050-051-5224000-35	UNIFORMS	3,000.00	1,800.00	0.00	1,327.30	472.70 26.26 %
050-051-5227000-35	RESIDENT SUPPLIES	3,000.00	1,000.00	0.00	128.51	871.49 87.15 %
050-051-5302000-35	VEHICLE OPERATION/MAINT	13,000.00	17,700.00	541.12	5,713.70	11,986.30 67.72 %
050-051-5401000-35	COMMUNICATIONS - MONTHLY	1,925.00	1,925.00	0.00	250.00	1,675.00 87.01 %
050-051-5503000-35	TRAVEL AND TRAINING	9,250.00	9,250.00	893.26	1,348.54	7,901.46 85.42 %
050-051-5505000-35	ASSOCIATION DUES	80.00	80.00	0.00	0.00	80.00 100.00 %
050-051-5622000-35	CONTRACT SERVICES	14,720.00	14,720.00	0.00	0.00	14,720.00 100.00 %
Department: 051 - JUVENILE PROBATION Total:		546,735.00	601,895.00	38,363.90	357,806.05	244,088.95 40.55 %
Fund: 050 - JUVENILE STAR PROGRAM Surplus (Deficit):		0.00	0.00	-38,363.90	244,088.60	244,088.60 0.00 %
Fund: 051 - JUVENILE PROBATION						
051-4519000	JUVENILE PROBATION FEES	5,000.00	5,000.00	295.00	3,130.00	-1,870.00 37.40 %
051-4700000	INTEREST INCOME	32,000.00	32,000.00	7,992.72	56,787.93	24,787.93 177.46 %
051-4899000	OTHER REVENUE	800,000.00	800,000.00	36.41	1,848.80	-798,151.20 99.77 %
051-7361000	DRAW FROM RESERVES	370,558.00	370,558.00	0.00	0.00	-370,558.00 100.00 %
051-8051011	XFER FROM GENERAL FUND	6,000,000.00	6,000,000.00	500,000.00	4,500,000.00	-1,500,000.00 25.00 %
Department: 051 - JUVENILE PROBATION						
051-051-5002000-35	APPOINTED OFFICIALS	108,762.00	108,762.00	8,554.28	83,404.23	25,357.77 23.31 %
051-051-5006000-35	STAFF EMPLOYEES	1,316,277.00	1,312,777.00	79,710.97	793,159.51	519,617.49 39.58 %
051-051-5007000-35	OVERTIME COMPENSATION	500.00	500.00	0.00	34.34	465.66 93.13 %
051-051-5101000-35	FICA	88,383.00	88,383.00	5,305.08	52,428.33	35,954.67 40.68 %
051-051-5102000-35	MEDICARE	20,670.00	20,670.00	1,240.66	12,261.00	8,409.00 40.68 %
051-051-5103000-35	RETIREMENT	150,537.00	150,537.00	9,500.05	94,456.97	56,080.03 37.25 %
051-051-5104000-35	GROUP HEALTH INSURANCE	210,868.00	210,868.00	15,532.27	166,448.49	44,419.51 21.07 %
051-051-5105000-35	GROUP DENTAL INSURANCE	11,620.00	11,620.00	855.25	9,033.65	2,586.35 22.26 %
051-051-5106000-35	LIFE INSURANCE	1,680.00	1,680.00	107.43	1,075.04	604.96 36.01 %
051-051-5107000-35	UNEMPLOYMENT INSURANCE	1,283.00	1,283.00	63.35	654.66	628.34 48.97 %
051-051-5109000-35	WORKER'S COMPENSATION	3,849.00	3,849.00	254.34	2,966.35	882.65 22.93 %
051-051-5201000-35	SUPPLIES/OTH OPER EXP	41,500.00	41,500.00	3,980.00	22,114.53	19,385.47 46.71 %
051-051-5224000-35	UNIFORMS	10,000.00	10,000.00	2,722.52	6,368.51	3,631.49 36.31 %
051-051-5227000-35	RESIDENT SUPPLIES	5,000.00	500.00	0.00	189.03	310.97 62.19 %
051-051-5228000-35	LAW BOOKS	1,000.00	1,000.00	0.00	0.00	1,000.00 100.00 %
051-051-5230000-35	NON-CAPITAL SOFTWARE	1,350.00	1,350.00	0.00	0.00	1,350.00 100.00 %
051-051-5231000-35	NON-CAPITAL EQUIPMENT	2,500.00	2,500.00	0.00	0.00	2,500.00 100.00 %
051-051-5301000-35	EQUIPMENT OPER/MAINT	1,000.00	1,000.00	0.00	0.00	1,000.00 100.00 %
051-051-5302000-35	VEHICLE OPERATION/MAINT	7,500.00	10,500.00	940.93	6,752.48	3,747.52 35.69 %
051-051-5305000-35	BUILDING MAINTENANCE	66,000.00	66,000.00	3,860.49	20,510.18	45,489.82 68.92 %
051-051-5308000-35	SOFTWARE MAINTENANCE	10,000.00	0.00	0.00	0.00	0.00 0.00 %
051-051-5309000-35	GROUPS MAINTENANCE	5,910.00	5,910.00	924.88	1,245.65	4,664.35 78.92 %
051-051-5401000-35	COMMUNICATIONS - MONTHLY	31,000.00	31,000.00	344.59	14,878.67	16,121.33 52.00 %
051-051-5406000-35	UTILITIES	115,000.00	115,000.00	10,232.61	74,879.03	40,120.97 34.89 %
051-051-5503000-35	TRAVEL AND TRAINING	78,775.00	43,010.00	2,055.28	24,621.62	18,388.38 42.75 %
051-051-5505000-35	ASSOCIATION DUES	1,476.00	1,476.00	0.00	20.00	1,456.00 98.64 %
051-051-5622000-35	CONTRACT SERVICES	30,000.00	20,000.00	0.00	0.00	20,000.00 100.00 %

Budget Report

For Fiscal: 2018-2019 Period Ending: 06/30/2019

		Original Total Budget	Current Total Budget	Period Activity	Fiscal Activity	Variance Favorable (Unfavorable)	Percent Remaining
051-051-5801000-35	INSURANCE AND BONDS	250.00	250.00	0.00	0.00	250.00	100.00 %
051-051-6501100-35	CAPITAL OUTLAY-AUTOS	35,500.00	35,500.00	0.00	31,155.00	4,345.00	12.24 %
Department: 051 - JUVENILE PROBATION Total:		2,358,190.00	2,297,425.00	146,184.98	1,418,657.27	878,767.73	38.25 %
Department: 999 - TRANSFER							
051-999-9051050-00	XFER TO STAR PROGRAM	121,735.00	175,000.00	0.00	175,000.00	0.00	0.00 %
051-999-9051054-00	XFER TO JUV PROB COMM FD	432,530.00	432,530.00	0.00	0.00	432,530.00	100.00 %
051-999-9051055-00	XFER TO JUVENILE DETENTION	3,904,048.00	3,904,048.00	0.00	1,766,815.95	2,137,232.05	54.74 %
051-999-9051057-00	XFER TO FOOD SERVICE	217,633.00	221,633.00	0.00	131,032.05	90,600.95	40.88 %
051-999-9051064-00	XFER TO TITLE IV-E	173,422.00	176,922.00	0.00	73,175.80	103,746.20	58.64 %
Department: 999 - TRANSFER Total:		4,849,368.00	4,910,133.00	0.00	2,146,023.80	2,764,109.20	56.29 %
Fund: 051 - JUVENILE PROBATION Surplus (Deficit):		0.00	0.00	362,139.15	997,085.66	997,085.66	0.00 %
Fund: 070 - ON LINE ACCESS							
070-4369100	ONLINE ACCESS FEE	40,000.00	40,000.00	3,360.00	32,735.00	-7,265.00	18.16 %
070-4700000	INTEREST INCOME	3,000.00	3,000.00	455.26	3,183.78	183.78	106.13 %
070-7361000	DRAW FROM RESERVES	57,000.00	57,000.00	0.00	0.00	-57,000.00	100.00 %
Department: 014 - COURTS							
070-014-5201000-20	SUPPLIES/OTH OPER EXP	43,000.00	41,700.00	0.00	798.13	40,901.87	98.09 %
070-014-5231000-20	NON-CAPITAL EQUIPMENT	50,000.00	50,000.00	0.00	0.00	50,000.00	100.00 %
070-014-5401000-20	COMMUNICATIONS - MONTHLY	500.00	1,800.00	148.32	1,317.07	482.93	26.83 %
070-014-5503000-20	TRAVEL AND TRAINING	1,500.00	1,500.00	0.00	581.12	918.88	61.26 %
070-014-5622000-20	CONTRACT SERVICES	5,000.00	5,000.00	0.00	0.00	5,000.00	100.00 %
Department: 014 - COURTS Total:		100,000.00	100,000.00	148.32	2,696.32	97,303.68	97.30 %
Fund: 070 - ON LINE ACCESS Surplus (Deficit):		0.00	0.00	3,666.94	33,222.46	33,222.46	0.00 %
Fund: 071 - LC PRIVATE DEFENDER EVALUATION GRANT							
071-4201000	GRANT REVENUE	0.00	45,000.00	10,000.00	45,000.00	0.00	0.00 %
Department: 014 - COURTS							
071-014-5622000-20	CONTRACT SERVICES	0.00	45,000.00	0.00	45,000.00	0.00	0.00 %
Department: 014 - COURTS Total:		0.00	45,000.00	0.00	45,000.00	0.00	0.00 %
Fund: 071 - LC PRIVATE DEFENDER EVALUATION GRANT Surplus (0.00	0.00	10,000.00	0.00	0.00	0.00 %
Fund: 074 - COUNTY DRUG COURT COURT COST							
074-4370000	DRUG COURT FEE	20,000.00	20,000.00	4,326.80	15,859.16	-4,140.84	20.70 %
074-4700000	INTEREST INCOME	1,700.00	1,700.00	351.28	2,467.68	767.68	145.16 %
074-7361000	DRAW FROM RESERVES	17,040.00	17,040.00	0.00	0.00	-17,040.00	100.00 %
Department: 014 - COURTS							
074-014-5201000-20	SUPPLIES/OTH OPER EXP	10,000.00	10,000.00	0.00	2,423.00	7,577.00	75.77 %
074-014-5231000-20	NON-CAPITAL EQUIPMENT	2,000.00	2,000.00	0.00	0.00	2,000.00	100.00 %
074-014-5503000-20	TRAVEL AND TRAINING	20,500.00	20,500.00	0.00	7,444.59	13,055.41	63.68 %
074-014-5622000-20	CONTRACT SERVICES	6,240.00	6,240.00	0.00	0.00	6,240.00	100.00 %
Department: 014 - COURTS Total:		38,740.00	38,740.00	0.00	9,867.59	28,872.41	74.53 %
Fund: 074 - COUNTY DRUG COURT COURT COST Surplus (Deficit):		0.00	0.00	4,678.08	8,459.25	8,459.25	0.00 %
Fund: 075 - DISPUTE RESOLUTION							
075-4380000	ADR FEES	212,400.00	212,400.00	19,383.98	173,737.15	-38,662.85	18.20 %
075-4381000	ADMIN FEES	30,000.00	30,000.00	1,672.50	17,992.50	-12,007.50	40.03 %
075-4382100	MEDIATION FEES	44,400.00	44,400.00	2,750.00	31,287.30	-13,112.70	29.53 %
075-4384000	TRAINING FEES	41,000.00	41,000.00	850.00	16,255.00	-24,745.00	60.35 %
075-4385000	ADR FEE OTH COUNTY	800.00	800.00	30.00	596.00	-204.00	25.50 %
075-4700000	INTEREST INCOME	0.00	0.00	62.09	333.42	333.42	0.00 %
Department: 075 - DISPUTE RESOLUTION							
075-075-5002000-25	APPOINTED OFFICIALS	48,003.00	48,003.00	3,692.54	36,002.27	12,000.73	25.00 %
075-075-5006000-25	STAFF EMPLOYEES	76,702.00	76,702.00	6,280.06	60,151.78	16,550.22	21.58 %
075-075-5008000-25	TEMPORARY	22,871.00	22,871.00	2,878.50	26,090.25	-3,219.25	-14.08 %
075-075-5101000-25	FICA	9,121.00	9,121.00	742.86	7,038.41	2,082.59	22.83 %
075-075-5102000-25	MEDICARE	2,133.00	2,133.00	173.70	1,645.87	487.13	22.84 %
075-075-5103000-25	RETIREMENT	13,169.00	13,169.00	950.79	9,560.99	3,608.01	27.40 %
075-075-5104000-25	GROUP HEALTH INSURANCE	17,786.00	17,786.00	1,752.04	19,668.96	-1,882.96	-10.59 %

Budget Report

For Fiscal: 2018-2019 Period Ending: 06/30/2019

		Original Total Budget	Current Total Budget	Period Activity	Fiscal Activity	Variance Favorable (Unfavorable)	Percent Remaining
075-075-5105000-25	GROUP DENTAL INSURANCE	975.00	975.00	76.22	846.53	128.47	13.18 %
075-075-5106000-25	LIFE INSURANCE	141.00	141.00	8.96	94.36	46.64	33.08 %
075-075-5107000-25	UNEMPLOYMENT INSURANCE	132.00	132.00	8.97	89.00	43.00	32.58 %
075-075-5109000-25	WORKER'S COMPENSATION	397.00	397.00	40.80	382.94	14.06	3.54 %
075-075-5201000-25	SUPPLIES/OTH OPER EXP	22,000.00	22,000.00	949.55	5,639.12	16,360.88	74.37 %
075-075-5205000-25	MARKETING	1,200.00	1,200.00	37.31	388.49	811.51	67.63 %
075-075-5225000-25	POSTAGE	200.00	200.00	0.00	0.00	200.00	100.00 %
075-075-5228000-25	LAW BOOKS	1,200.00	1,200.00	0.00	1,030.00	170.00	14.17 %
075-075-5229000-25	PUBLICATIONS LEGAL NOTICES	90.00	90.00	0.00	0.00	90.00	100.00 %
075-075-5401000-25	COMMUNICATIONS - MONTHLY	2,000.00	2,000.00	140.43	1,131.96	868.04	43.40 %
075-075-5503000-25	TRAVEL AND TRAINING	30,175.00	30,175.00	242.57	7,068.93	23,106.07	76.57 %
075-075-5505000-25	ASSOCIATION DUES	1,305.00	1,305.00	0.00	378.33	926.67	71.01 %
075-075-5614000-25	PROFESSIONAL SERVICES	4,000.00	4,000.00	354.99	2,292.76	1,707.24	42.68 %
075-075-5622000-25	CONTRACT SERVICES	75,000.00	75,000.00	5,881.25	39,288.36	35,711.64	47.62 %
075-075-5622100-25	CONTRACT SERVICES-VETERAN'S G	0.00	0.00	250.00	250.00	-250.00	0.00 %
Department: 075 - DISPUTE RESOLUTION Total:		328,600.00	328,600.00	24,461.54	219,039.31	109,560.69	33.34 %
Department: 999 - TRANSFER							
075-999-9075076-00	XFER TO USDA-AG-MEDIATION	0.00	0.00	-4,884.34	5,915.08	-5,915.08	0.00 %
Department: 999 - TRANSFER Total:		0.00	0.00	-4,884.34	5,915.08	-5,915.08	0.00 %
Fund: 075 - DISPUTE RESOLUTION Surplus (Deficit):		0.00	0.00	5,171.37	15,246.98	15,246.98	0.00 %
Fund: 076 - USDA AG MEDIATION GRANT							
076-4220100	FSA-USDA GRANT REVENUE	125,000.00	125,000.00	26,626.36	51,825.00	-73,175.00	58.54 %
076-4382200	PROGRAM INCOME	500.00	500.00	-6.25	1,050.00	550.00	210.00 %
076-4800000	IN-KIND REVENUE	50,000.00	50,000.00	16,295.63	16,295.63	-33,704.37	67.41 %
076-8076075	XFER FROM DISPUTE RESOLUTION	0.00	0.00	-4,884.34	5,915.08	5,915.08	0.00 %
Department: 076 - USDA AG MEDIATION GRANT							
076-076-5002000-25	APPOINTED OFFICIALS	17,456.00	17,456.00	2,014.12	17,791.38	-335.38	-1.92 %
076-076-5006000-25	STAFF EMPLOYEES	46,602.00	46,602.00	0.00	12,158.44	34,443.56	73.91 %
076-076-5008000-25	TEMPORARY	171.00	171.00	146.25	1,978.12	-1,807.12	-1,056.80 %
076-076-5101000-25	FICA	3,972.00	3,972.00	130.37	1,849.29	2,122.71	53.44 %
076-076-5102000-25	MEDICARE	929.00	929.00	30.48	432.43	496.57	53.45 %
076-076-5103000-25	RETIREMENT	6,765.00	6,765.00	211.48	3,149.19	3,615.81	53.45 %
076-076-5104000-25	GROUP HEALTH INSURANCE	11,703.00	11,703.00	163.36	5,067.33	6,635.67	56.70 %
076-076-5105000-25	GROUP DENTAL INSURANCE	643.00	643.00	10.66	235.73	407.27	63.34 %
076-076-5106000-25	LIFE INSURANCE	93.00	93.00	1.34	27.82	65.18	70.09 %
076-076-5107000-25	UNEMPLOYMENT INSURANCE	58.00	58.00	1.52	23.21	34.79	59.98 %
076-076-5109000-25	WORKER'S COMPENSATION	173.00	173.00	8.45	86.05	86.95	50.26 %
076-076-5201000-25	SUPPLIES/OTH OPER EXP	800.00	800.00	0.00	1,159.33	-359.33	-44.92 %
076-076-5225000-25	POSTAGE	200.00	200.00	0.00	80.19	119.81	59.91 %
076-076-5503000-25	TRAVEL AND TRAINING	11,500.00	11,500.00	2,895.68	11,252.47	247.53	2.15 %
076-076-5622000-25	CONTRACT SERVICES	24,435.00	24,435.00	121.88	3,572.14	20,862.86	85.38 %
076-076-5990000-25	IN-KIND EXPENSE	50,000.00	50,000.00	16,295.63	16,295.63	33,704.37	67.41 %
Department: 076 - USDA AG MEDIATION GRANT Total:		175,500.00	175,500.00	22,031.22	75,158.75	100,341.25	57.17 %
Fund: 076 - USDA AG MEDIATION GRANT Surplus (Deficit):		0.00	0.00	16,000.18	-73.04	-73.04	0.00 %
Fund: 077 - DOMESTIC RELATIONS OFFICE							
077-4380100	DRO FEES LUBBOCK COUNTY	24,000.00	24,000.00	1,703.69	15,189.86	-8,810.14	36.71 %
077-4381000	ADMIN FEES	0.00	0.00	0.00	248.45	248.45	0.00 %
077-4382000	SERVICE FEES	51,600.00	51,600.00	4,086.24	34,151.31	-17,448.69	33.82 %
077-4385100	SUPERVISED VISITATION	6,000.00	6,000.00	780.00	8,800.00	2,800.00	146.67 %
077-4387000	COMMUNITY SUPERVISION	130,000.00	130,000.00	10,185.58	89,738.13	-40,261.87	30.97 %
Department: 075 - DISPUTE RESOLUTION							
077-075-5002000-25	APPOINTED OFFICIALS	21,820.00	21,820.00	1,007.06	11,665.12	10,154.88	46.54 %
077-075-5006000-25	STAFF EMPLOYEES	69,194.00	69,194.00	4,714.09	41,683.25	27,510.75	39.76 %
077-075-5008000-25	TEMPORARY	11,414.00	11,414.00	945.00	5,968.75	5,445.25	47.71 %
077-075-5101000-25	FICA	6,337.00	6,337.00	394.67	3,512.87	2,824.13	44.57 %
077-075-5102000-25	MEDICARE	1,482.00	1,482.00	92.33	821.69	660.31	44.56 %
077-075-5103000-25	RETIREMENT	9,611.00	9,611.00	600.72	5,612.18	3,998.82	41.61 %

Budget Report

For Fiscal: 2018-2019 Period Ending: 06/30/2019

		Original Total Budget	Current Total Budget	Period Activity	Fiscal Activity	Variance Favorable (Unfavorable)	Percent Remaining
077-075-5104000-25	GROUP HEALTH INSURANCE	15,856.00	15,856.00	1,208.12	10,836.17	5,019.83	31.66 %
077-075-5105000-25	GROUP DENTAL INSURANCE	872.00	872.00	58.20	535.36	336.64	38.61 %
077-075-5106000-25	LIFE INSURANCE	126.00	126.00	7.62	69.34	56.66	44.97 %
077-075-5107000-25	UNEMPLOYMENT INSURANCE	92.00	92.00	4.66	43.36	48.64	52.87 %
077-075-5109000-25	WORKER'S COMPENSATION	276.00	276.00	9.26	123.08	152.92	55.41 %
077-075-5201000-25	SUPPLIES/OTH OPER EXP	2,000.00	2,000.00	76.99	1,533.00	467.00	23.35 %
077-075-5228000-25	LAW BOOKS	120.00	120.00	0.00	0.00	120.00	100.00 %
077-075-5503000-25	TRAVEL AND TRAINING	4,000.00	4,000.00	0.00	3,411.07	588.93	14.72 %
077-075-5505000-25	ASSOCIATION DUES	310.00	310.00	0.00	160.00	150.00	48.39 %
077-075-5622000-25	CONTRACT SERVICES	68,090.00	68,090.00	6,535.00	50,929.92	17,160.08	25.20 %
Department: 075 - DISPUTE RESOLUTION Total:		211,600.00	211,600.00	15,653.72	136,905.16	74,694.84	35.30 %
Fund: 077 - DOMESTIC RELATIONS OFFICE Surplus (Deficit):		0.00	0.00	1,101.79	11,222.59	11,222.59	0.00 %
Fund: 081 - LAW LIBRARY							
081-4509000	COUNTY CLERK	67,500.00	67,500.00	5,670.00	53,620.00	-13,880.00	20.56 %
081-4510000	DISTRICT CLERK	104,700.00	104,700.00	7,285.89	68,219.33	-36,480.67	34.84 %
081-4700000	INTEREST INCOME	0.00	0.00	13.57	32.83	32.83	0.00 %
081-4846001	COPIES-NETWORK PRINTER	300.00	300.00	166.00	360.80	60.80	120.27 %
081-8081011	XFER FROM GENERAL FUND	8,198.00	8,198.00	0.00	0.00	-8,198.00	100.00 %
Department: 081 - LAW LIBRARY							
081-081-5006000-25	STAFF EMPLOYEES	43,995.00	43,995.00	3,384.64	33,000.22	10,994.78	24.99 %
081-081-5008000-25	TEMPORARY	1,300.00	1,800.00	240.00	1,272.50	527.50	29.31 %
081-081-5101000-25	FICA	2,808.00	2,808.00	222.14	2,099.68	708.32	25.23 %
081-081-5102000-25	MEDICARE	657.00	657.00	51.96	491.13	165.87	25.25 %
081-081-5103000-25	RETIREMENT	4,646.00	4,646.00	355.38	3,470.56	1,175.44	25.30 %
081-081-5104000-25	GROUP HEALTH INSURANCE	7,531.00	7,531.00	0.00	0.00	7,531.00	100.00 %
081-081-5105000-25	GROUP DENTAL INSURANCE	415.00	415.00	35.54	346.51	68.49	16.50 %
081-081-5106000-25	LIFE INSURANCE	60.00	60.00	4.48	43.68	16.32	27.20 %
081-081-5107000-25	UNEMPLOYMENT INSURANCE	41.00	41.00	2.53	24.88	16.12	39.32 %
081-081-5109000-25	WORKER'S COMPENSATION	380.00	380.00	30.46	295.42	84.58	22.26 %
081-081-5201000-25	SUPPLIES/OTH OPER EXP	350.00	350.00	0.00	52.88	297.12	84.89 %
081-081-5505000-25	ASSOCIATION DUES	15.00	15.00	0.00	0.00	15.00	100.00 %
081-081-5614000-25	PROFESSIONAL SERVICES	26,000.00	26,000.00	2,122.41	16,839.84	9,160.16	35.23 %
081-081-6302000-25	BOOKS AND PERIODICALS	92,500.00	92,000.00	3,356.37	58,627.96	33,372.04	36.27 %
Department: 081 - LAW LIBRARY Total:		180,698.00	180,698.00	9,805.91	116,565.26	64,132.74	35.49 %
Fund: 081 - LAW LIBRARY Surplus (Deficit):		0.00	0.00	3,329.55	5,667.70	5,667.70	0.00 %
Fund: 083 - ELECTION SERVICES							
083-4530000	ELECTION SERVICES CONTRACT	744,775.00	744,775.00	0.00	0.00	-744,775.00	100.00 %
Department: 077 - ELECTIONS							
083-077-5006000-70	STAFF EMPLOYEES	42,858.00	42,858.00	0.00	10,934.10	31,923.90	74.49 %
083-077-5007000-70	OVERTIME COMPENSATION	45,000.00	45,000.00	0.00	4,033.25	40,966.75	91.04 %
083-077-5008000-70	TEMPORARY	20,000.00	20,000.00	0.00	0.00	20,000.00	100.00 %
083-077-5101000-70	FICA	6,687.00	6,687.00	0.00	925.20	5,761.80	86.16 %
083-077-5102000-70	MEDICARE	1,564.00	1,564.00	0.00	216.44	1,347.56	86.16 %
083-077-5103000-70	RETIREMENT	9,278.00	9,278.00	0.00	1,652.07	7,625.93	82.19 %
083-077-5104000-70	GROUP HEALTH INSURANCE	0.00	0.00	0.00	381.07	-381.07	0.00 %
083-077-5105000-70	GROUP DENTAL INSURANCE	0.00	0.00	0.00	20.69	-20.69	0.00 %
083-077-5106000-70	LIFE INSURANCE	0.00	0.00	0.00	2.43	-2.43	0.00 %
083-077-5107000-70	UNEMPLOYMENT INSURANCE	97.00	97.00	0.00	12.24	84.76	87.38 %
083-077-5109000-70	WORKER'S COMPENSATION	291.00	291.00	0.00	0.00	291.00	100.00 %
083-077-5201000-70	SUPPLIES/OTH OPER EXP	28,250.00	28,250.00	0.00	0.00	28,250.00	100.00 %
083-077-5225000-70	POSTAGE	25,000.00	25,000.00	0.00	396.38	24,603.62	98.41 %
083-077-5229000-70	PUBLICATIONS LEGAL NOTICES	12,250.00	12,250.00	0.00	0.00	12,250.00	100.00 %
083-077-5302000-70	VEHICLE OPERATION/MAINT	4,500.00	4,500.00	23.39	62.55	4,437.45	98.61 %
083-077-5503000-70	TRAVEL AND TRAINING	10,000.00	10,000.00	0.00	1,530.04	8,469.96	84.70 %
083-077-5614000-70	PROFESSIONAL SERVICES	18,000.00	18,000.00	0.00	0.00	18,000.00	100.00 %
083-077-5622000-70	CONTRACT SERVICES	485,000.00	485,000.00	197.86	142,124.34	342,875.66	70.70 %
083-077-5701000-70	RENTALS AND LEASES	36,000.00	36,000.00	0.00	6,348.81	29,651.19	82.36 %

Budget Report

For Fiscal: 2018-2019 Period Ending: 06/30/2019

	Original Total Budget	Current Total Budget	Period Activity	Fiscal Activity	Variance Favorable (Unfavorable)	Percent Remaining
Department: 077 - ELECTIONS Total:	744,775.00	744,775.00	221.25	168,639.61	576,135.39	77.36 %
Fund: 083 - ELECTION SERVICES Surplus (Deficit):	0.00	0.00	-221.25	-168,639.61	-168,639.61	0.00 %
Fund: 085 - ELECTION ADMINISTRATION						
085-4530000 ELECTION SERVICES CONTRACT	112,500.00	112,500.00	0.00	0.00	-112,500.00	100.00 %
085-4700000 INTEREST INCOME	0.00	0.00	176.96	1,215.70	1,215.70	0.00 %
Department: 077 - ELECTIONS						
085-077-5308000-70 SOFTWARE MAINTENANCE	90,000.00	90,000.00	0.00	30,068.00	59,932.00	66.59 %
085-077-5503000-70 TRAVEL AND TRAINING	22,500.00	22,500.00	0.00	4,088.63	18,411.37	81.83 %
Department: 077 - ELECTIONS Total:	112,500.00	112,500.00	0.00	34,156.63	78,343.37	69.64 %
Fund: 085 - ELECTION ADMINISTRATION Surplus (Deficit):	0.00	0.00	176.96	-32,940.93	-32,940.93	0.00 %
Fund: 086 - ELECTION EQUIPMENT						
086-4530000 ELECTION SERVICES CONTRACT	79,500.00	79,500.00	0.00	0.00	-79,500.00	100.00 %
086-4700000 INTEREST INCOME	0.00	0.00	468.39	3,337.45	3,337.45	0.00 %
Department: 077 - ELECTIONS						
086-077-5301000-70 EQUIPMENT OPER/MAINT	79,500.00	79,500.00	0.00	79,500.00	0.00	0.00 %
Department: 077 - ELECTIONS Total:	79,500.00	79,500.00	0.00	79,500.00	0.00	0.00 %
Fund: 086 - ELECTION EQUIPMENT Surplus (Deficit):	0.00	0.00	468.39	-76,162.55	-76,162.55	0.00 %
Fund: 089 - HISTORICAL CANNON RESTORATION						
089-4700000 INTEREST INCOME	0.00	0.00	7.65	54.60	54.60	0.00 %
Fund: 089 - HISTORICAL CANNON RESTORATION Total:	0.00	0.00	7.65	54.60	54.60	0.00 %
Fund: 090 - DISTRICT CLERK RECORDS MGT. AND PRESERVATION						
090-4312000 DISTRICT CLERK RECORDS MGT. &	18,800.00	18,800.00	1,418.37	13,659.10	-5,140.90	27.35 %
090-4700000 INTEREST INCOME	600.00	600.00	124.09	839.57	239.57	139.93 %
090-7361000 DRAW FROM RESERVES	25,301.00	25,301.00	0.00	0.00	-25,301.00	100.00 %
Department: 023 - DISTRICT CLERK						
090-023-5008000-20 TEMPORARY	20,600.00	20,600.00	0.00	2,712.50	17,887.50	86.83 %
090-023-5101000-20 FICA	1,277.00	1,277.00	0.00	168.19	1,108.81	86.83 %
090-023-5102000-20 MEDICARE	299.00	299.00	0.00	39.33	259.67	86.85 %
090-023-5107000-20 UNEMPLOYMENT INSURANCE	19.00	19.00	0.00	2.10	16.90	88.95 %
090-023-5109000-20 WORKER'S COMPENSATION	56.00	56.00	0.00	6.97	49.03	87.55 %
090-023-5201000-20 SUPPLIES/OTH OPER EXP	16,450.00	16,450.00	0.00	196.00	16,254.00	98.81 %
090-023-5301000-20 EQUIPMENT OPER/MAINT	5,000.00	5,000.00	0.00	1,730.08	3,269.92	65.40 %
090-023-5622000-20 CONTRACT SERVICES	1,000.00	1,000.00	0.00	0.00	1,000.00	100.00 %
Department: 023 - DISTRICT CLERK Total:	44,701.00	44,701.00	0.00	4,855.17	39,845.83	89.14 %
Fund: 090 - DISTRICT CLERK RECORDS MGT. AND PRESERVATION S	0.00	0.00	1,542.46	9,643.50	9,643.50	0.00 %
Fund: 091 - COUNTY CLERK RECORDS MGT. AND PRESERVATION						
091-4312000 COUNTY CLERK RECORDS MGT. & P	545,725.00	545,725.00	48,050.31	374,264.59	-171,460.41	31.42 %
091-4700000 INTEREST INCOME	27,200.00	27,200.00	4,920.16	33,361.33	6,161.33	122.65 %
091-7361000 DRAW FROM RESERVES	673,904.00	673,904.00	0.00	0.00	-673,904.00	100.00 %
Department: 003 - COUNTY CLERK						
091-003-5006000-10 STAFF EMPLOYEES	88,515.00	88,515.00	2,273.60	38,141.89	50,373.11	56.91 %
091-003-5007000-10 OVERTIME COMPENSATION	1,000.00	1,000.00	0.00	5.01	994.99	99.50 %
091-003-5009000-10 PART TIME POSITION	37,534.00	37,534.00	0.00	0.00	37,534.00	100.00 %
091-003-5101000-10 FICA	7,877.00	7,877.00	140.96	2,349.63	5,527.37	70.17 %
091-003-5102000-10 MEDICARE	1,842.00	1,842.00	32.96	549.43	1,292.57	70.17 %
091-003-5103000-10 RETIREMENT	13,416.00	13,416.00	238.72	4,012.61	9,403.39	70.09 %
091-003-5104000-10 GROUP HEALTH INSURANCE	15,062.00	15,062.00	0.00	3,884.35	11,177.65	74.21 %
091-003-5105000-10 GROUP DENTAL INSURANCE	830.00	830.00	0.00	211.81	618.19	74.48 %
091-003-5106000-10 LIFE INSURANCE	120.00	120.00	4.48	73.92	46.08	38.40 %
091-003-5107000-10 UNEMPLOYMENT INSURANCE	114.00	114.00	1.60	27.97	86.03	75.46 %
091-003-5109000-10 WORKER'S COMPENSATION	343.00	343.00	6.14	105.91	237.09	69.12 %
091-003-5201000-10 SUPPLIES/OTH OPER EXP	20,000.00	20,000.00	0.00	0.00	20,000.00	100.00 %
091-003-5231000-10 NON-CAPITAL EQUIPMENT	4,750.00	4,750.00	0.00	0.00	4,750.00	100.00 %
091-003-5301000-10 EQUIPMENT OPER/MAINT	13,200.00	13,200.00	0.00	0.00	13,200.00	100.00 %
091-003-5614000-10 PROFESSIONAL SERVICES	70,000.00	70,000.00	0.00	0.00	70,000.00	100.00 %

Budget Report

For Fiscal: 2018-2019 Period Ending: 06/30/2019

		Original Total Budget	Current Total Budget	Period Activity	Fiscal Activity	Variance Favorable (Unfavorable)	Percent Remaining
091-003-5622000-10	CONTRACT SERVICES	422,226.00	422,226.00	0.00	0.00	422,226.00	100.00 %
091-003-6408200-10	COMPUTER SOFTWARE	550,000.00	550,000.00	0.00	500,000.00	50,000.00	9.09 %
Department: 003 - COUNTY CLERK Total:		1,246,829.00	1,246,829.00	2,698.46	549,362.53	697,466.47	55.94 %
Fund: 091 - COUNTY CLERK RECORDS MGT. AND PRESERVATION S		0.00	0.00	50,272.01	-141,736.61	-141,736.61	0.00 %
Fund: 092 - COUNTY RECORDS MGT AND PRESERVATION							
092-4314000	COUNTY RECORDS MGT. & PRESER	69,400.00	69,400.00	4,018.74	40,778.30	-28,621.70	41.24 %
092-4700000	INTEREST INCOME	5,000.00	5,000.00	690.93	4,839.16	-160.84	3.22 %
092-7361000	DRAW FROM RESERVES	351,276.00	351,276.00	0.00	0.00	-351,276.00	100.00 %
Department: 001 - COMMISSIONERS' COURT							
092-001-5006000-10	STAFF EMPLOYEES	50,325.00	50,325.00	0.00	34,389.21	15,935.79	31.67 %
092-001-5101000-10	FICA	3,120.00	3,120.00	0.00	2,112.51	1,007.49	32.29 %
092-001-5102000-10	MEDICARE	730.00	730.00	0.00	494.09	235.91	32.32 %
092-001-5103000-10	RETIREMENT	5,314.00	5,314.00	0.00	3,617.12	1,696.88	31.93 %
092-001-5104000-10	GROUP HEALTH INSURANCE	7,531.00	7,531.00	0.00	0.00	7,531.00	100.00 %
092-001-5105000-10	GROUP DENTAL INSURANCE	415.00	415.00	0.00	0.00	415.00	100.00 %
092-001-5106000-10	LIFE INSURANCE	60.00	60.00	0.00	36.96	23.04	38.40 %
092-001-5107000-10	UNEMPLOYMENT INSURANCE	45.00	45.00	0.00	25.12	19.88	44.18 %
092-001-5109000-10	WORKER'S COMPENSATION	136.00	136.00	0.00	95.41	40.59	29.85 %
092-001-5201000-10	SUPPLIES/OTH OPER EXP	10,000.00	10,000.00	0.00	206.57	9,793.43	97.93 %
092-001-5503000-10	TRAVEL AND TRAINING	3,000.00	3,000.00	0.00	538.38	2,461.62	82.05 %
092-001-6100000-10	BUILDINGS	250,000.00	250,000.00	0.00	0.00	250,000.00	100.00 %
092-001-6407000-10	OTHER EQUIPMENT	20,000.00	20,000.00	0.00	0.00	20,000.00	100.00 %
092-001-6408200-10	COMPUTER SOFTWARE	75,000.00	75,000.00	0.00	75,000.00	0.00	0.00 %
Department: 001 - COMMISSIONERS' COURT Total:		425,676.00	425,676.00	0.00	116,515.37	309,160.63	72.63 %
Fund: 092 - COUNTY RECORDS MGT AND PRESERVATION Surplus (0.00	0.00	4,709.67	-70,897.91	-70,897.91	0.00 %
Fund: 093 - COURTHOUSE SECURITY							
093-4315100	COURTHOUSE SECURITY FEES	110,000.00	110,000.00	8,907.25	75,687.00	-34,313.00	31.19 %
Department: 046 - SHERIFF							
093-046-5006000-30	STAFF EMPLOYEES	64,194.00	64,194.00	4,850.35	48,719.11	15,474.89	24.11 %
093-046-5007000-30	OVERTIME COMPENSATION	3,000.00	3,000.00	0.00	0.00	3,000.00	100.00 %
093-046-5013000-30	LONGEVITY	1,180.00	1,180.00	0.00	548.54	631.46	53.51 %
093-046-5101000-30	FICA	4,078.00	4,078.00	295.39	3,003.95	1,074.05	26.34 %
093-046-5102000-30	MEDICARE	954.00	954.00	69.08	702.57	251.43	26.36 %
093-046-5103000-30	RETIREMENT	6,946.00	6,946.00	530.67	5,393.17	1,552.83	22.36 %
093-046-5104000-30	GROUP HEALTH INSURANCE	11,071.00	11,071.00	1,232.73	12,175.05	-1,104.05	-9.97 %
093-046-5105000-30	GROUP DENTAL INSURANCE	610.00	610.00	57.29	566.03	43.97	7.21 %
093-046-5106000-30	LIFE INSURANCE	88.00	88.00	6.60	65.07	22.93	26.06 %
093-046-5107000-30	UNEMPLOYMENT INSURANCE	59.00	59.00	3.52	37.36	21.64	36.68 %
093-046-5109000-30	WORKER'S COMPENSATION	2,776.00	2,776.00	435.27	4,467.62	-1,691.62	-60.94 %
093-046-5201000-30	SUPPLIES/OTH OPER EXP	4,200.00	4,200.00	536.84	2,050.51	2,149.49	51.18 %
093-046-5224000-30	UNIFORMS	5,844.00	5,844.00	0.00	5,758.00	86.00	1.47 %
093-046-5503000-30	TRAVEL AND TRAINING	5,000.00	5,000.00	0.00	350.00	4,650.00	93.00 %
Department: 046 - SHERIFF Total:		110,000.00	110,000.00	8,017.74	83,836.98	26,163.02	23.78 %
Fund: 093 - COURTHOUSE SECURITY Surplus (Deficit):		0.00	0.00	889.51	-8,149.98	-8,149.98	0.00 %
Fund: 094 - COURT RECORD PRESERVATION							
094-4305000	COUNTY CLERK COURT RECORD PR	20,000.00	20,000.00	1,650.00	15,665.00	-4,335.00	21.68 %
094-4326000	DISTRICT CLERK COURT RECORD PR	28,000.00	28,000.00	2,116.19	19,836.69	-8,163.31	29.15 %
094-4700000	INTEREST INCOME	2,000.00	2,000.00	327.53	2,138.20	138.20	106.91 %
094-7361000	DRAW FROM RESERVES	75,000.00	75,000.00	0.00	0.00	-75,000.00	100.00 %
Department: 001 - COMMISSIONERS' COURT							
094-001-5202000-10	SUPPLIES/OTH OPER DC	10,000.00	10,000.00	0.00	0.00	10,000.00	100.00 %
094-001-5203000-10	SUPPLIES/OTH OPER CC	10,000.00	10,000.00	0.00	0.00	10,000.00	100.00 %
094-001-5236000-10	NON-CAPITAL EQUIP CC	4,600.00	4,600.00	0.00	0.00	4,600.00	100.00 %
094-001-5304000-10	EQUIPMENT OPER/MAINT CC	1,500.00	1,500.00	0.00	385.00	1,115.00	74.33 %
094-001-5625000-10	CONTRACT SERVICES DC	23,900.00	23,900.00	0.00	0.00	23,900.00	100.00 %
094-001-6408200-10	COMPUTER SOFTWARE	75,000.00	75,000.00	0.00	75,000.00	0.00	0.00 %

Budget Report

For Fiscal: 2018-2019 Period Ending: 06/30/2019

	Original Total Budget	Current Total Budget	Period Activity	Fiscal Activity	Variance Favorable (Unfavorable)	Percent Remaining
Department: 001 - COMMISSIONERS' COURT Total:	125,000.00	125,000.00	0.00	75,385.00	49,615.00	39.69 %
Fund: 094 - COURT RECORD PRESERVATION Surplus (Deficit):	0.00	0.00	4,093.72	-37,745.11	-37,745.11	0.00 %
Fund: 096 - HISTORICAL COMMISSION						
096-4700000 INTEREST INCOME	100.00	100.00	4.86	24.49	-75.51	75.51 %
096-4720000 ROYALTIES & DONATIONS	500.00	500.00	30.00	4,907.06	4,407.06	981.41 %
096-8096011 XFER FROM GENERAL FUND	8,100.00	8,100.00	0.00	0.00	-8,100.00	100.00 %
Department: 001 - COMMISSIONERS' COURT						
096-001-5201000-10 SUPPLIES/OTH OPER EXP	3,000.00	3,000.00	59.48	1,915.86	1,084.14	36.14 %
096-001-5231000-10 NON-CAPITAL EQUIPMENT	5,700.00	5,700.00	0.00	100.00	5,600.00	98.25 %
Department: 001 - COMMISSIONERS' COURT Total:	8,700.00	8,700.00	59.48	2,015.86	6,684.14	76.83 %
Fund: 096 - HISTORICAL COMMISSION Surplus (Deficit):	0.00	0.00	-24.62	2,915.69	2,915.69	0.00 %
Fund: 097 - CHILD ABUSE PREVENTION						
097-4301000 CO CHILD ABUSE PREVENTION FEE	400.00	400.00	7.15	48.63	-351.37	87.84 %
097-4700000 INTEREST INCOME	25.00	25.00	4.79	33.95	8.95	135.80 %
Department: 001 - COMMISSIONERS' COURT						
097-001-5614000-10 PROFESSIONAL SERVICES	425.00	425.00	0.00	0.00	425.00	100.00 %
Department: 001 - COMMISSIONERS' COURT Total:	425.00	425.00	0.00	0.00	425.00	100.00 %
Fund: 097 - CHILD ABUSE PREVENTION Surplus (Deficit):	0.00	0.00	11.94	82.58	82.58	0.00 %
Fund: 098 - JUSTICE COURT TECHNOLOGY						
098-4301200 JUDICIAL TECH FUND FEE-JP1	8,400.00	8,400.00	753.49	7,493.43	-906.57	10.79 %
098-4302100 JUDICIAL TECH FUND FEE-JP2	6,200.00	6,200.00	252.12	2,203.45	-3,996.55	64.46 %
098-4303100 JUDICIAL TECH FUND FEE-JP3	3,100.00	3,100.00	151.48	1,935.14	-1,164.86	37.58 %
098-4304000 JUDICIAL TECH FUND FEE-JP4	9,700.00	9,700.00	817.34	6,555.35	-3,144.65	32.42 %
098-4700000 INTEREST INCOME	2,900.00	2,900.00	449.38	3,061.58	161.58	105.57 %
098-7361000 DRAW FROM RESERVES	147,788.00	147,788.00	0.00	0.00	-147,788.00	100.00 %
Department: 039 - JUDICIAL						
098-039-5201007-20 SUPPLIES JP2	4,000.00	4,000.00	0.00	0.00	4,000.00	100.00 %
098-039-5201500-20 SUPPLIES JP1	3,500.00	3,500.00	0.00	112.99	3,387.01	96.77 %
098-039-5203100-20 SUPPLIES JP3	5,588.00	5,588.00	0.00	0.00	5,588.00	100.00 %
098-039-5204000-20 SUPPLIES JP4	4,500.00	4,500.00	0.00	0.00	4,500.00	100.00 %
098-039-5231700-20 NON-CAPITAL EQUIP JP1	4,500.00	4,500.00	0.00	0.00	4,500.00	100.00 %
098-039-5232100-20 NON-CAPITAL EQUIP JP2	5,000.00	5,000.00	0.00	143.00	4,857.00	97.14 %
098-039-5233000-20 NON-CAPITAL EQUIP JP3	4,000.00	4,000.00	0.00	0.00	4,000.00	100.00 %
098-039-5234000-20 NON-CAPITAL EQUIP JP4	11,500.00	11,500.00	0.00	0.00	11,500.00	100.00 %
098-039-5243000-20 NON-CAP SOFTWARE JP3	3,000.00	3,000.00	0.00	0.00	3,000.00	100.00 %
098-039-5244000-20 NON-CAP SOFTWARE JP4	4,500.00	4,500.00	0.00	0.00	4,500.00	100.00 %
098-039-5401000-20 COMMUNICATIONS - MONTHLY JP	3,000.00	3,000.00	0.00	1,072.42	1,927.58	64.25 %
098-039-5403000-20 COMMUNICATIONS - MONTHLY JP	2,000.00	2,000.00	0.00	259.00	1,741.00	87.05 %
098-039-5404000-20 COMMUNICATIONS - MONTHLY JP	1,500.00	1,500.00	0.00	0.00	1,500.00	100.00 %
098-039-5501001-20 TRAVEL & TRAINING JP1	1,500.00	1,500.00	0.00	0.00	1,500.00	100.00 %
098-039-5502000-20 TRAVEL & TRAINING JP2	5,000.00	5,000.00	0.00	0.00	5,000.00	100.00 %
098-039-5503004-20 TRAVEL & TRAINING JP3	6,000.00	6,000.00	0.00	0.00	6,000.00	100.00 %
098-039-5504002-20 TRAVEL & TRAINING JP4	4,000.00	4,000.00	0.00	0.00	4,000.00	100.00 %
098-039-5631000-20 PROFESSIONAL SERVICES-JP1	20,000.00	20,000.00	0.00	0.00	20,000.00	100.00 %
098-039-5633100-20 PROFESSIONAL SERVICES-JP3	10,000.00	10,000.00	0.00	0.00	10,000.00	100.00 %
098-039-6408200-20 COMPUTER SOFTWARE	75,000.00	75,000.00	0.00	75,000.00	0.00	0.00 %
Department: 039 - JUDICIAL Total:	178,088.00	178,088.00	0.00	76,587.41	101,500.59	56.99 %
Fund: 098 - JUSTICE COURT TECHNOLOGY Surplus (Deficit):	0.00	0.00	2,423.81	-55,338.46	-55,338.46	0.00 %
Fund: 099 - COUNTY AND DISTRICT COURT TECHNOLOGY						
099-4305100 COUNTY COURT TECHNOLOGY FEE	3,300.00	3,300.00	141.19	1,481.29	-1,818.71	55.11 %
099-4326100 DISTRICT COURT TECHNOLOGY FEE	2,800.00	2,800.00	183.87	1,941.32	-858.68	30.67 %
099-4700000 INTEREST INCOME	500.00	500.00	102.22	718.22	218.22	143.64 %
099-7361000 DRAW FROM RESERVES	2,300.00	2,300.00	0.00	0.00	-2,300.00	100.00 %
Department: 001 - COMMISSIONERS' COURT						
099-001-5201000-10 SUPPLIES/OTH OPER EXP	4,400.00	4,400.00	0.00	0.00	4,400.00	100.00 %
099-001-5230000-10 NON-CAPITAL SOFTWARE	2,250.00	2,250.00	0.00	0.00	2,250.00	100.00 %

Budget Report

For Fiscal: 2018-2019 Period Ending: 06/30/2019

		Original Total Budget	Current Total Budget	Period Activity	Fiscal Activity	Variance Favorable (Unfavorable)	Percent Remaining
099-001-5232000-10	NON-CAPITAL EQUIP DC	2,250.00	2,250.00	0.00	0.00	2,250.00	100.00 %
Department: 001 - COMMISSIONERS' COURT Total:		8,900.00	8,900.00	0.00	0.00	8,900.00	100.00 %
Fund: 099 - COUNTY AND DISTRICT COURT TECHNOLOGY Surplus (0.00	0.00	427.28	4,140.83	4,140.83	0.00 %
Fund: 102 - DISTRICT COURT RECORDS TECHNOLOGY							
102-4373100	DISTRICT COURT RECORDS ARCHIV	30,000.00	30,000.00	2,410.73	23,414.67	-6,585.33	21.95 %
102-4700000	INTEREST INCOME	1,000.00	1,000.00	186.52	1,225.45	225.45	122.55 %
102-7361000	DRAW FROM RESERVES	25,000.00	25,000.00	0.00	0.00	-25,000.00	100.00 %
Department: 023 - DISTRICT CLERK							
102-023-5201000-20	SUPPLIES/OTH OPER EXP	9,400.00	9,400.00	0.00	0.00	9,400.00	100.00 %
102-023-5301000-20	EQUIPMENT OPER/MAINT	1,600.00	1,600.00	0.00	350.00	1,250.00	78.13 %
102-023-5622000-20	CONTRACT SERVICES	20,000.00	20,000.00	0.00	0.00	20,000.00	100.00 %
102-023-6408200-20	COMPUTER SOFTWARE	25,000.00	25,000.00	0.00	25,000.00	0.00	0.00 %
Department: 023 - DISTRICT CLERK Total:		56,000.00	56,000.00	0.00	25,350.00	30,650.00	54.73 %
Fund: 102 - DISTRICT COURT RECORDS TECHNOLOGY Surplus (Defi		0.00	0.00	2,597.25	-709.88	-709.88	0.00 %
Fund: 103 - COUNTY CLERK RECORDS ARCHIVES							
103-4373000	COUNTY CLERK RECORDS ARCHIVE	543,000.00	543,000.00	47,810.00	371,655.00	-171,345.00	31.56 %
103-4700000	INTEREST INCOME	20,000.00	20,000.00	4,062.15	27,520.96	7,520.96	137.60 %
103-7361000	DRAW FROM RESERVES	432,000.00	432,000.00	0.00	0.00	-432,000.00	100.00 %
Department: 003 - COUNTY CLERK							
103-003-5614000-10	PROFESSIONAL SERVICES	45,000.00	45,000.00	0.00	0.00	45,000.00	100.00 %
103-003-5622000-10	CONTRACT SERVICES	700,000.00	700,000.00	3,714.10	23,761.60	676,238.40	96.61 %
103-003-6408200-10	COMPUTER SOFTWARE	250,000.00	250,000.00	0.00	250,000.00	0.00	0.00 %
Department: 003 - COUNTY CLERK Total:		995,000.00	995,000.00	3,714.10	273,761.60	721,238.40	72.49 %
Fund: 103 - COUNTY CLERK RECORDS ARCHIVES Surplus (Deficit):		0.00	0.00	48,158.05	125,414.36	125,414.36	0.00 %
Fund: 113 - REGIONAL PUBLIC DEFENDER GRANT							
113-4201000	GRANT REVENUE	3,000,000.00	2,000,000.00	465,040.81	1,259,723.57	-740,276.43	37.01 %
113-4260000	INTER LOCAL	2,388,494.00	2,388,494.00	0.00	2,358,308.00	-30,186.00	1.26 %
113-4700000	INTEREST INCOME	0.00	0.00	3,030.29	32,145.45	32,145.45	0.00 %
113-4899000	OTHER REVENUE	0.00	0.00	0.00	176.15	176.15	0.00 %
113-7361000	DRAW FROM RESERVES	214,230.00	214,230.00	0.00	0.00	-214,230.00	100.00 %
113-8113011	XFER FROM GENERAL FUND	127,877.00	127,877.00	0.00	127,877.00	0.00	0.00 %
Department: 113 - REGIONAL PUBLIC DEFENDER							
113-113-5002000-20	APPOINTED OFFICIALS	1,861,699.00	2,406,800.00	150,801.38	1,401,674.36	1,005,125.64	41.76 %
113-113-5006000-20	STAFF EMPLOYEES	1,433,168.00	1,637,466.00	114,793.40	1,119,911.24	517,554.76	31.61 %
113-113-5007000-20	OVERTIME COMPENSATION	0.00	0.00	0.00	60.49	-60.49	0.00 %
113-113-5101000-20	FICA	204,282.00	251,122.00	15,646.58	147,509.45	103,612.55	41.26 %
113-113-5102000-20	MEDICARE	47,776.00	58,646.00	3,659.24	34,788.93	23,857.07	40.68 %
113-113-5103000-20	RETIREMENT	347,938.00	390,222.00	27,887.34	265,176.37	125,045.63	32.04 %
113-113-5104000-20	GROUP HEALTH INSURANCE	414,205.00	414,205.00	24,824.67	237,787.89	176,417.11	42.59 %
113-113-5105000-20	GROUP DENTAL INSURANCE	22,825.00	22,825.00	1,595.03	14,522.51	8,302.49	36.37 %
113-113-5106000-20	LIFE INSURANCE	3,300.00	3,300.00	208.32	1,937.60	1,362.40	41.28 %
113-113-5107000-20	UNEMPLOYMENT INSURANCE	2,965.00	3,236.00	185.98	1,833.07	1,402.93	43.35 %
113-113-5109000-20	WORKER'S COMPENSATION	8,896.00	10,920.00	717.27	6,973.09	3,946.91	36.14 %
113-113-5201000-20	SUPPLIES/OTH OPER EXP	250,000.00	226,000.00	14,941.74	148,527.34	77,472.66	34.28 %
113-113-5231000-20	NON-CAPITAL EQUIPMENT	10,000.00	25,000.00	0.00	5,969.67	19,030.33	76.12 %
113-113-5503000-20	TRAVEL AND TRAINING	500,000.00	500,000.00	58,435.82	349,245.41	150,754.59	30.15 %
113-113-5614000-20	PROFESSIONAL SERVICES	272,410.00	300,312.00	25,026.00	225,234.00	75,078.00	25.00 %
113-113-5622000-20	CONTRACT SERVICES	67,500.00	81,500.00	1,712.00	26,852.50	54,647.50	67.05 %
113-113-5999000-20	OTHER CHARGES	283,637.00	10,000.00	0.00	0.00	10,000.00	100.00 %
Department: 113 - REGIONAL PUBLIC DEFENDER Total:		5,730,601.00	6,341,554.00	440,434.77	3,988,003.92	2,353,550.08	37.11 %
Fund: 113 - REGIONAL PUBLIC DEFENDER GRANT Surplus (Deficit):		0.00	-1,610,953.00	27,636.33	-209,773.75	1,401,179.25	86.98 %
Fund: 122 - SHERIFF CONTRABAND							
122-4612000	FORFEIT ASSETS - DEA	100,000.00	100,000.00	0.00	0.00	-100,000.00	100.00 %
122-4614000	FORFEITED FUNDS-CRIMINAL	250,000.00	250,000.00	0.00	122,687.75	-127,312.25	50.92 %
122-4700000	INTEREST INCOME	3,500.00	3,500.00	0.00	4,855.74	1,355.74	138.74 %
122-4899000	OTHER REVENUE	10,000.00	10,000.00	0.00	20,430.70	10,430.70	204.31 %

Budget Report

For Fiscal: 2018-2019 Period Ending: 06/30/2019

		Original Total Budget	Current Total Budget	Period Activity	Fiscal Activity	Variance Favorable (Unfavorable)	Percent Remaining
Department: 046 - SHERIFF							
122-046-5201000-30	SUPPLIES/OTH OPER EXP	15,000.00	15,000.00	0.00	13,558.60	1,441.40	9.61 %
122-046-5231000-30	NON-CAPITAL EQUIPMENT	15,000.00	15,000.00	0.00	1,149.00	13,851.00	92.34 %
122-046-5503000-30	TRAVEL AND TRAINING	15,000.00	15,000.00	0.00	0.00	15,000.00	100.00 %
122-046-5906000-30	INVESTIGATIVE EXPENDITURE	50,000.00	50,000.00	0.00	25,053.00	24,947.00	49.89 %
122-046-5944000-30	DRUG PREVENTION PROGRAM	5,000.00	5,000.00	0.00	489.30	4,510.70	90.21 %
122-046-5999000-30	OTHER CHARGES	138,500.00	138,500.00	0.00	42,183.21	96,316.79	69.54 %
122-046-6407000-30	OTHER EQUIPMENT	125,000.00	125,000.00	0.00	10,550.40	114,449.60	91.56 %
	Department: 046 - SHERIFF Total:	363,500.00	363,500.00	0.00	92,983.51	270,516.49	74.42 %
	Fund: 122 - SHERIFF CONTRABAND Surplus (Deficit):	0.00	0.00	0.00	54,990.68	54,990.68	0.00 %
Fund: 124 - INMATE SUPPLY							
124-4700000	INTEREST INCOME	10,500.00	10,500.00	0.00	24,950.28	14,450.28	237.62 %
124-4843000	CONCESSION COMMISSIONS	830,000.00	830,000.00	0.00	621,215.32	-208,784.68	25.15 %
124-4899000	OTHER REVENUE	0.00	0.00	0.00	4,884.83	4,884.83	0.00 %
	Department: 047 - DETENTION CENTER						
124-047-5201000-30	SUPPLIES/OTH OPER EXP	84,067.00	84,067.00	0.00	11,926.19	72,140.81	85.81 %
124-047-5226000-30	INMATE SUPPLIES	50,000.00	50,000.00	0.00	21,345.64	28,654.36	57.31 %
124-047-5230000-30	NON-CAPITAL SOFTWARE	15,000.00	15,000.00	0.00	14,364.50	635.50	4.24 %
124-047-5231000-30	NON-CAPITAL EQUIPMENT	45,000.00	45,000.00	0.00	7,812.00	37,188.00	82.64 %
124-047-5308000-30	SOFTWARE MAINTENANCE	2,000.00	2,000.00	0.00	0.00	2,000.00	100.00 %
124-047-5622000-30	CONTRACT SERVICES	624,433.00	624,433.00	0.00	388,712.71	235,720.29	37.75 %
124-047-6647000-30	CAPITAL OUTLAY-JAIL	20,000.00	20,000.00	0.00	0.00	20,000.00	100.00 %
	Department: 047 - DETENTION CENTER Total:	840,500.00	840,500.00	0.00	444,161.04	396,338.96	47.16 %
	Fund: 124 - INMATE SUPPLY Surplus (Deficit):	0.00	0.00	0.00	206,889.39	206,889.39	0.00 %
Fund: 128 - HOMELAND SECURITY GRANT							
128-4230000	2014 HSGP HOMELAND SECURITY	140,234.00	140,234.00	0.00	75,125.20	-65,108.80	46.43 %
Department: 046 - SHERIFF							
128-046-5503000-30	TRAVEL AND TRAINING	8,000.00	8,000.00	0.00	8,000.00	0.00	0.00 %
128-046-6646000-30	CAPITAL OUTLAY-SHERIFF	132,234.00	132,234.00	0.00	67,125.20	65,108.80	49.24 %
	Department: 046 - SHERIFF Total:	140,234.00	140,234.00	0.00	75,125.20	65,108.80	46.43 %
	Fund: 128 - HOMELAND SECURITY GRANT Surplus (Deficit):	0.00	0.00	0.00	0.00	0.00	0.00 %
Fund: 142 - LEOSE SHERIFF							
142-4247000	LEOSE REVENUE	98,631.00	98,631.00	0.00	23,823.42	-74,807.58	75.85 %
142-4700000	INTEREST INCOME	250.00	250.00	185.82	1,256.40	1,006.40	502.56 %
Department: 046 - SHERIFF							
142-046-5503000-30	TRAVEL AND TRAINING	23,881.00	23,881.00	0.00	0.00	23,881.00	100.00 %
142-046-6646000-30	CAPITAL OUTLAY-SHERIFF	75,000.00	75,000.00	0.00	0.00	75,000.00	100.00 %
	Department: 046 - SHERIFF Total:	98,881.00	98,881.00	0.00	0.00	98,881.00	100.00 %
	Fund: 142 - LEOSE SHERIFF Surplus (Deficit):	0.00	0.00	185.82	25,079.82	25,079.82	0.00 %
Fund: 145 - SHERIFF COMMISSARY SALARY							
145-4245000	COMMISSARY SALARY REIMBURSE	588,405.00	588,405.00	45,254.68	370,318.96	-218,086.04	37.06 %
Department: 047 - DETENTION CENTER							
145-047-5006000-30	STAFF EMPLOYEES	427,976.00	427,976.00	28,704.80	279,551.38	148,424.62	34.68 %
145-047-5007000-30	OVERTIME COMPENSATION	0.00	0.00	0.00	281.73	-281.73	0.00 %
145-047-5101000-30	FICA	26,535.00	26,535.00	1,640.02	15,990.19	10,544.81	39.74 %
145-047-5102000-30	MEDICARE	6,206.00	6,206.00	383.52	3,739.30	2,466.70	39.75 %
145-047-5103000-30	RETIREMENT	45,194.00	45,194.00	3,014.00	29,429.67	15,764.33	34.88 %
145-047-5104000-30	GROUP HEALTH INSURANCE	60,248.00	60,248.00	5,228.92	50,981.95	9,266.05	15.38 %
145-047-5105000-30	GROUP DENTAL INSURANCE	3,320.00	3,320.00	253.40	2,470.64	849.36	25.58 %
145-047-5106000-30	LIFE INSURANCE	480.00	480.00	31.36	305.76	174.24	36.30 %
145-047-5107000-30	UNEMPLOYMENT INSURANCE	385.00	385.00	20.10	203.76	181.24	47.08 %
145-047-5109000-30	WORKER'S COMPENSATION	18,061.00	18,061.00	1,353.26	13,548.07	4,512.93	24.99 %
	Department: 047 - DETENTION CENTER Total:	588,405.00	588,405.00	40,629.38	396,502.45	191,902.55	32.61 %
	Fund: 145 - SHERIFF COMMISSARY SALARY Surplus (Deficit):	0.00	0.00	4,625.30	-26,183.49	-26,183.49	0.00 %

Budget Report

For Fiscal: 2018-2019 Period Ending: 06/30/2019

		Original Total Budget	Current Total Budget	Period Activity	Fiscal Activity	Variance Favorable (Unfavorable)	Percent Remaining
Fund: 146 - LECD EMERGENCY COMMUNICATION GRANT							
146-4203000	STATE GRANT REVENUE	0.00	1,227.00	0.00	1,227.00	0.00	0.00 %
146-4204100	GRANT REVENUE LECD	0.00	4,586.00	0.00	0.00	-4,586.00	100.00 %
Department: 046 - SHERIFF							
146-046-5201000-30	SUPPLIES/OTH OPER EXP	0.00	4,586.00	0.00	0.00	4,586.00	100.00 %
146-046-5224000-30	UNIFORMS	0.00	1,227.00	0.00	1,227.00	0.00	0.00 %
Department: 046 - SHERIFF Total:		0.00	5,813.00	0.00	1,227.00	4,586.00	78.89 %
Fund: 146 - LECD EMERGENCY COMMUNICATION GRANT Surplus (0.00	0.00	0.00	0.00	0.00	0.00 %
Fund: 152 - JMHCP GRANT							
152-4201000	GRANT REVENUE	199,436.00	199,436.00	0.00	37,818.31	-161,617.69	81.04 %
152-4800000	IN-KIND REVENUE	130,377.00	104,101.00	2,954.60	6,115.52	-97,985.48	94.13 %
Department: 046 - SHERIFF							
152-046-5006000-30	STAFF EMPLOYEES	5,066.00	0.00	0.00	0.00	0.00	0.00 %
152-046-5008000-30	TEMPORARY	0.00	5,066.00	0.00	958.02	4,107.98	81.09 %
152-046-5101000-30	FICA	314.00	314.00	0.00	59.40	254.60	81.08 %
152-046-5102000-30	MEDICARE	73.00	73.00	0.00	13.89	59.11	80.97 %
152-046-5103000-30	RETIREMENT	519.00	319.00	0.00	2.34	316.66	99.27 %
152-046-5107000-30	UNEMPLOYMENT INSURANCE	7.00	7.00	0.00	0.75	6.25	89.29 %
152-046-5109000-30	WORKER'S COMPENSATION	14.00	214.00	0.00	40.63	173.37	81.01 %
152-046-5201000-30	SUPPLIES/OTH OPER EXP	11,450.00	11,450.00	0.00	0.00	11,450.00	100.00 %
152-046-5503000-30	TRAVEL AND TRAINING	11,589.00	11,589.00	0.00	0.00	11,589.00	100.00 %
152-046-5614000-30	PROFESSIONAL SERVICES	45,907.00	34,862.00	0.00	6,743.28	28,118.72	80.66 %
152-046-5622000-30	CONTRACT SERVICES	124,497.00	135,542.00	0.00	30,000.00	105,542.00	77.87 %
152-046-5990000-30	IN-KIND EXPENSE	130,377.00	104,101.00	2,954.60	6,115.52	97,985.48	94.13 %
Department: 046 - SHERIFF Total:		329,813.00	303,537.00	2,954.60	43,933.83	259,603.17	85.53 %
Fund: 152 - JMHCP GRANT Surplus (Deficit):		0.00	0.00	0.00	0.00	0.00	0.00 %
Fund: 161 - CDA BUSINESS CRIMES							
161-4342000	BAD CHECK COLLECTION FEES	60,000.00	60,000.00	4,706.64	49,476.74	-10,523.26	17.54 %
161-4700000	INTEREST INCOME	380.00	380.00	71.20	1,750.52	1,370.52	460.66 %
161-4815000	OTHER REFUNDS/REIMBURSE	38,005.00	38,005.00	1,306.41	10,423.84	-27,581.16	72.57 %
161-4899000	OTHER REVENUE	10,115.00	10,115.00	10.00	2,455.63	-7,659.37	75.72 %
Department: 040 - DISTRICT ATTORNEY							
161-040-5201000-25	SUPPLIES/OTH OPER EXP	50,000.00	50,000.00	8,563.38	34,729.05	15,270.95	30.54 %
161-040-5301000-25	EQUIPMENT OPER/MAINT	2,500.00	2,500.00	0.00	0.00	2,500.00	100.00 %
161-040-5302000-25	VEHICLE OPERATION/MAINT	2,500.00	2,500.00	224.00	246.66	2,253.34	90.13 %
161-040-5503000-25	TRAVEL AND TRAINING	25,000.00	25,000.00	350.00	10,330.02	14,669.98	58.68 %
161-040-5504100-25	PERIODICALS	500.00	500.00	0.00	190.00	310.00	62.00 %
161-040-5505000-25	ASSOCIATION DUES	3,000.00	3,000.00	310.00	625.00	2,375.00	79.17 %
161-040-5608000-25	WITNESS/INTERPRETER EXP	25,000.00	25,000.00	346.68	14,042.63	10,957.37	43.83 %
Department: 040 - DISTRICT ATTORNEY Total:		108,500.00	108,500.00	9,794.06	60,163.36	48,336.64	44.55 %
Fund: 161 - CDA BUSINESS CRIMES Surplus (Deficit):		0.00	0.00	-3,699.81	3,943.37	3,943.37	0.00 %
Fund: 163 - CDA CONTRABAND							
163-4700000	INTEREST INCOME	135.00	135.00	133.25	972.13	837.13	720.10 %
163-4899000	OTHER REVENUE	76,000.00	76,000.00	12,577.71	106,610.47	30,610.47	140.28 %
Department: 040 - DISTRICT ATTORNEY							
163-040-5999000-25	OTHER CHARGES	76,135.00	76,135.00	3,200.47	63,205.69	12,929.31	16.98 %
Department: 040 - DISTRICT ATTORNEY Total:		76,135.00	76,135.00	3,200.47	63,205.69	12,929.31	16.98 %
Fund: 163 - CDA CONTRABAND Surplus (Deficit):		0.00	0.00	9,510.49	44,376.91	44,376.91	0.00 %
Fund: 166 - CDA JAG GRANT							
166-4225100	FEDERAL GRANT REVENUE-JAG18	0.00	90,885.00	0.00	90,884.50	-0.50	0.00 %
166-4226000	FEDERAL GRANT REVENUE-JAG16	27,698.00	27,698.00	0.00	24,315.21	-3,382.79	12.21 %
166-4227000	FEDERAL GRANT REVENUE-JAG17	0.00	80,918.00	0.00	0.00	-80,918.00	100.00 %
166-4701200	INTEREST REVENUE JAG16	0.00	0.00	32.31	1,439.99	1,439.99	0.00 %
166-4703000	INTEREST REVENUE-JAG18	0.00	0.00	169.61	273.02	273.02	0.00 %
Department: 040 - DISTRICT ATTORNEY							
166-040-5996000-25	OTHER CHARGES-JAG18	0.00	70,885.00	0.00	0.00	70,885.00	100.00 %

Budget Report

For Fiscal: 2018-2019 Period Ending: 06/30/2019

		Original Total Budget	Current Total Budget	Period Activity	Fiscal Activity	Variance Favorable (Unfavorable)	Percent Remaining
166-040-5997001-25	OTHER CHARGES-JAG16	27,698.00	27,698.00	895.00	9,491.16	18,206.84	65.73 %
166-040-5999200-25	OTHER CHARGES-JAG17	0.00	74,918.00	0.00	0.00	74,918.00	100.00 %
166-040-6406100-25	CAPITAL EQUIPMENT-JAG18	0.00	20,000.00	0.00	0.00	20,000.00	100.00 %
166-040-6408100-25	CAPITAL EQUIPMENT-JAG17	0.00	6,000.00	0.00	0.00	6,000.00	100.00 %
Department: 040 - DISTRICT ATTORNEY Total:		27,698.00	199,501.00	895.00	9,491.16	190,009.84	95.24 %
Fund: 166 - CDA JAG GRANT Surplus (Deficit):		0.00	0.00	-693.08	107,421.56	107,421.56	0.00 %
Fund: 171 - CDA VOCA VICTIM ADVOCACY PROJECT							
171-4203000	STATE GRANT REVENUE	118,453.00	118,453.00	7,690.51	68,101.61	-50,351.39	42.51 %
171-8171011	XFER FROM GENERAL FUND	29,613.00	29,613.00	1,922.63	17,025.41	-12,587.59	42.51 %
Department: 040 - DISTRICT ATTORNEY							
171-040-5006000-25	STAFF EMPLOYEES	96,496.00	96,496.00	7,153.92	65,200.76	31,295.24	32.43 %
171-040-5101000-25	FICA	6,173.00	6,173.00	429.38	3,976.52	2,196.48	35.58 %
171-040-5102000-25	MEDICARE	1,443.00	1,443.00	100.42	930.02	512.98	35.55 %
171-040-5103000-25	RETIREMENT	10,244.00	10,244.00	751.16	6,856.33	3,387.67	33.07 %
171-040-5104000-25	GROUP HEALTH INSURANCE	16,961.00	16,961.00	1,074.54	6,024.54	10,936.46	64.48 %
171-040-5105000-25	GROUP DENTAL INSURANCE	797.00	797.00	70.46	556.41	240.59	30.19 %
171-040-5106000-25	LIFE INSURANCE	10.00	10.00	8.96	75.04	-65.04	-650.40 %
171-040-5107000-25	UNEMPLOYMENT INSURANCE	1,503.00	1,503.00	5.00	47.33	1,455.67	96.85 %
171-040-5109000-25	WORKER'S COMPENSATION	253.00	253.00	19.30	178.25	74.75	29.55 %
171-040-5201000-25	SUPPLIES/OTH OPER EXP	2,186.00	2,186.00	0.00	0.00	2,186.00	100.00 %
171-040-5503000-25	TRAVEL AND TRAINING	12,000.00	12,000.00	0.00	1,281.82	10,718.18	89.32 %
Department: 040 - DISTRICT ATTORNEY Total:		148,066.00	148,066.00	9,613.14	85,127.02	62,938.98	42.51 %
Fund: 171 - CDA VOCA VICTIM ADVOCACY PROJECT Surplus (Deficit)		0.00	0.00	0.00	0.00	0.00	0.00 %
Fund: 201 - GENERAL OBLIGATION REFUNDING BONDS, SERIES 2016							
201-4001000	CURRENT AD VALOREM TAXES	6,324,538.00	6,324,538.00	25,129.05	6,277,693.15	-46,844.85	0.74 %
201-4004000	PEN & INT - CURRENT LEVY	35,417.00	35,417.00	2,959.89	23,361.75	-12,055.25	34.04 %
201-4005000	DELIQ TAXES - PRIOR YEARS	88,546.00	88,546.00	3,388.70	33,400.64	-55,145.36	62.28 %
201-4006000	PEN & INT - PRIOR YEARS	29,093.00	29,093.00	1,252.23	15,086.00	-14,007.00	48.15 %
201-4700000	INTEREST INCOME	9,000.00	9,000.00	2,773.85	28,468.10	19,468.10	316.31 %
Department: 200 - DEBT SERVICE							
201-200-5661000-92	DEBT SERVICE - PRINCIPAL	4,650,000.00	4,650,000.00	0.00	4,650,000.00	0.00	0.00 %
201-200-5662000-92	DEBT SERVICE - INTEREST & FEES	1,836,594.00	1,836,594.00	0.00	566,693.00	1,269,901.00	69.14 %
Department: 200 - DEBT SERVICE Total:		6,486,594.00	6,486,594.00	0.00	5,216,693.00	1,269,901.00	19.58 %
Fund: 201 - GENERAL OBLIGATION REFUNDING BONDS, SERIES 20		0.00	0.00	35,503.72	1,161,316.64	1,161,316.64	0.00 %
Fund: 204 - TAX NOTES, SERIES 2013							
204-4001000	CURRENT AD VALOREM TAXES	1,367,244.00	1,367,244.00	5,432.42	1,357,117.28	-10,126.72	0.74 %
204-4004000	PEN & INT - CURRENT LEVY	7,657.00	7,657.00	639.88	5,050.38	-2,606.62	34.04 %
204-4005000	DELIQ TAXES - PRIOR YEARS	19,141.00	19,141.00	736.03	7,254.63	-11,886.37	62.10 %
204-4006000	PEN & INT - PRIOR YEARS	6,289.00	6,289.00	271.99	3,276.71	-3,012.29	47.90 %
204-4700000	INTEREST INCOME	2,000.00	2,000.00	255.43	4,009.12	2,009.12	200.46 %
Department: 200 - DEBT SERVICE							
204-200-5661000-92	DEBT SERVICE - PRINCIPAL	1,190,000.00	1,190,000.00	0.00	1,190,000.00	0.00	0.00 %
204-200-5662000-92	DEBT SERVICE - INTEREST & FEES	212,331.00	212,331.00	0.00	30,700.00	181,631.00	85.54 %
Department: 200 - DEBT SERVICE Total:		1,402,331.00	1,402,331.00	0.00	1,220,700.00	181,631.00	12.95 %
Fund: 204 - TAX NOTES, SERIES 2013 Surplus (Deficit):		0.00	0.00	7,335.75	156,008.12	156,008.12	0.00 %
Fund: 206 - GENERAL OBLIGATION REFUNDING BONDS, SERIES 2013							
206-4001000	CURRENT AD VALOREM TAXES	192,549.00	192,549.00	765.04	191,123.18	-1,425.82	0.74 %
206-4004000	PEN & INT - CURRENT LEVY	1,078.00	1,078.00	90.12	711.25	-366.75	34.02 %
206-4005000	DELIQ TAXES - PRIOR YEARS	2,696.00	2,696.00	104.30	1,028.07	-1,667.93	61.87 %
206-4006000	PEN & INT - PRIOR YEARS	886.00	886.00	38.54	464.39	-421.61	47.59 %
206-4700000	INTEREST INCOME	2,000.00	2,000.00	444.24	3,230.80	1,230.80	161.54 %
Department: 200 - DEBT SERVICE							
206-200-5662000-92	DEBT SERVICE - INTEREST & FEES	199,209.00	199,209.00	0.00	86,850.00	112,359.00	56.40 %
Department: 200 - DEBT SERVICE Total:		199,209.00	199,209.00	0.00	86,850.00	112,359.00	56.40 %
Fund: 206 - GENERAL OBLIGATION REFUNDING BONDS, SERIES 20		0.00	0.00	1,442.24	109,707.69	109,707.69	0.00 %

Budget Report

For Fiscal: 2018-2019 Period Ending: 06/30/2019

	Original Total Budget	Current Total Budget	Period Activity	Fiscal Activity	Variance Favorable (Unfavorable)	Percent Remaining
Fund: 301 - MPO ROAD CONSTRUCTION						
301-4213000	2,648,000.00	2,648,000.00	0.00	0.00	-2,648,000.00	100.00 %
301-8301011	1,009,600.00	1,009,600.00	0.00	143,543.07	-866,056.93	85.78 %
Department: 300 - CAPITAL PROJECTS						
301-300-5622000-93	3,657,600.00	3,657,600.00	541,140.00	684,683.07	2,972,916.93	81.28 %
Department: 300 - CAPITAL PROJECTS Total:	3,657,600.00	3,657,600.00	541,140.00	684,683.07	2,972,916.93	81.28 %
Fund: 301 - MPO ROAD CONSTRUCTION Surplus (Deficit):	0.00	0.00	-541,140.00	-541,140.00	-541,140.00	0.00 %
Fund: 306 - CRTC RENOVATIONS						
306-4700000	0.00	0.00	277.58	2,296.38	2,296.38	0.00 %
306-7361000	332,106.00	332,106.00	0.00	0.00	-332,106.00	100.00 %
Department: 300 - CAPITAL PROJECTS						
306-300-5614000-93	0.00	27,691.00	0.00	0.00	27,691.00	100.00 %
306-300-6100000-93	332,106.00	304,415.00	0.00	299,550.00	4,865.00	1.60 %
Department: 300 - CAPITAL PROJECTS Total:	332,106.00	332,106.00	0.00	299,550.00	32,556.00	9.80 %
Fund: 306 - CRTC RENOVATIONS Surplus (Deficit):	0.00	0.00	277.58	-297,253.62	-297,253.62	0.00 %
Fund: 307 - CRTC RENOVATIONS #2						
307-4700000	2,000.00	2,000.00	823.65	5,796.90	3,796.90	289.85 %
307-8307011	898,000.00	898,000.00	0.00	0.00	-898,000.00	100.00 %
Department: 300 - CAPITAL PROJECTS						
307-300-5614000-93	30,000.00	207,500.00	86,260.30	99,082.30	108,417.70	52.25 %
307-300-6100000-93	870,000.00	692,500.00	0.00	4,864.90	687,635.10	99.30 %
Department: 300 - CAPITAL PROJECTS Total:	900,000.00	900,000.00	86,260.30	103,947.20	796,052.80	88.45 %
Fund: 307 - CRTC RENOVATIONS #2 Surplus (Deficit):	0.00	0.00	-85,436.65	-98,150.30	-98,150.30	0.00 %
Fund: 401 - EMPLOYEE HEALTH BENEFIT						
401-4700000	60,000.00	60,000.00	12,853.39	88,896.47	28,896.47	148.16 %
401-4806000	50,000.00	50,000.00	0.00	0.00	-50,000.00	100.00 %
401-4830100	1,000.00	1,000.00	0.00	0.00	-1,000.00	100.00 %
401-4831000	22,000.00	22,000.00	1,973.36	11,066.05	-10,933.95	49.70 %
401-4832000	115,000.00	115,000.00	11,239.50	77,657.38	-37,342.62	32.47 %
401-4844000	250,000.00	250,000.00	31,227.60	979,602.75	729,602.75	391.84 %
401-4851000	1,700,000.00	1,700,000.00	118,930.00	1,211,530.00	-488,470.00	28.73 %
401-4852000	11,000,000.00	11,000,000.00	729,111.90	7,382,146.55	-3,617,853.45	32.89 %
401-4899000	25,000.00	25,000.00	0.00	332,065.79	307,065.79	1,328.26 %
401-7361000	40,000.00	40,000.00	0.00	0.00	-40,000.00	100.00 %
Department: 400 - BENEFITS						
401-400-5614000-94	126,000.00	126,000.00	0.00	30,000.00	96,000.00	76.19 %
401-400-5622000-94	765,900.00	765,900.00	50,410.78	386,933.86	378,966.14	49.48 %
401-400-5815100-94	11,184,900.00	11,184,900.00	896,349.28	6,520,893.08	4,664,006.92	41.70 %
401-400-5816000-94	226,200.00	226,200.00	0.00	227,400.00	-1,200.00	-0.53 %
401-400-5817000-94	160,000.00	160,000.00	10,971.85	136,317.96	23,682.04	14.80 %
401-400-5818000-94	800,000.00	800,000.00	54,765.36	546,717.44	253,282.56	31.66 %
Department: 400 - BENEFITS Total:	13,263,000.00	13,263,000.00	1,012,497.27	7,848,262.34	5,414,737.66	40.83 %
Fund: 401 - EMPLOYEE HEALTH BENEFIT Surplus (Deficit):	0.00	0.00	-107,161.52	2,234,702.65	2,234,702.65	0.00 %
Fund: 403 - WORKERS COMPENSATION						
403-4700000	150,000.00	150,000.00	12,527.46	85,032.88	-64,967.12	43.31 %
403-4806000	5,000.00	5,000.00	0.00	48,602.55	43,602.55	972.05 %
403-4852100	1,500,000.00	1,500,000.00	119,902.29	1,196,667.62	-303,332.38	20.22 %
403-4899000	500.00	500.00	0.00	3,474.50	2,974.50	694.90 %
403-7361000	4,000,000.00	4,000,000.00	0.00	0.00	-4,000,000.00	100.00 %
Department: 400 - BENEFITS						
403-400-5201000-94	500.00	500.00	0.00	0.00	500.00	100.00 %
403-400-5622000-94	100,000.00	100,000.00	3,330.00	30,565.00	69,435.00	69.44 %
403-400-5801100-94	250,000.00	250,000.00	0.00	132,825.00	117,175.00	46.87 %
403-400-5815200-94	1,305,000.00	1,305,000.00	25,687.25	444,610.25	860,389.75	65.93 %

Budget Report

For Fiscal: 2018-2019 Period Ending: 06/30/2019

		Original	Current	Period	Fiscal	Variance	Percent
		Total Budget	Total Budget	Activity	Activity	Favorable (Unfavorable)	Remaining
<u>403-400-9403011-94</u>	XFER TO GENERAL FUND	4,000,000.00	4,000,000.00	0.00	4,000,000.00	0.00	0.00 %
	Department: 400 - BENEFITS Total:	5,655,500.00	5,655,500.00	29,017.25	4,608,000.25	1,047,499.75	18.52 %
	Fund: 403 - WORKERS COMPENSATION Surplus (Deficit):	0.00	0.00	103,412.50	-3,274,222.70	-3,274,222.70	0.00 %
	Report Surplus (Deficit):	0.00	-1,610,953.00	-4,687,600.49	19,144,833.49	20,755,786.49	1,288.42 %

Budget Report

For Fiscal: 2018-2019 Period Ending 06/30/19

Fund Summary
for
September Year-End Funds

Group Summary

Department	Original Total Budget	Current Total Budget	Period Activity	Fiscal Activity	Variance Favorable (Unfavorable)	Percent Remaining
Fund: 011 - GENERAL FUND						
	112,933,749.00	112,933,749.00	3,347,720.39	93,686,201.67	-19,247,547.33	17.04 %
001 - COMMISSIONERS' COURT	692,927.00	692,927.00	46,940.79	493,420.94	199,506.06	28.79 %
002 - COUNTY JUDGE	190,529.00	232,104.00	16,634.94	160,642.31	71,461.69	30.79 %
003 - COUNTY CLERK	1,424,078.00	1,424,078.00	91,600.54	918,429.36	505,648.64	35.51 %
004 - INFORMATION SERVICES	98,574.00	98,574.00	6,547.78	76,453.18	22,120.82	22.44 %
005 - TECHNOLOGY & INFORMATION SYSTEMS	5,436,967.00	10,502,414.00	265,215.00	8,126,015.87	2,376,398.13	22.63 %
006 - SELF INSURANCE CLAIMS	230,000.00	230,000.00	0.00	0.00	230,000.00	100.00 %
007 - NON DEPARTMENTAL	12,148,493.00	5,945,291.00	33,321.86	2,064,122.83	3,881,168.17	65.28 %
009 - TREASURER	350,166.00	350,166.00	27,502.71	270,366.46	79,799.54	22.79 %
010 - TAX OFFICE	1,935,321.00	1,935,321.00	145,397.27	1,396,569.68	538,751.32	27.84 %
011 - PURCHASING	424,625.00	424,625.00	28,781.62	305,053.11	119,571.89	28.16 %
012 - AUDITOR	1,322,805.00	1,322,805.00	77,231.22	905,038.87	417,766.13	31.58 %
013 - HUMAN RESOURCE	682,811.00	704,786.00	46,703.75	463,220.24	241,565.76	34.28 %
014 - COURTS	4,148,159.00	4,106,584.00	318,050.30	3,011,703.64	1,094,880.36	26.66 %
015 - APPELLATE COURTS	23,498.00	23,498.00	5,529.82	30,241.11	-6,743.11	-28.70 %
023 - DISTRICT CLERK	1,763,586.00	1,763,586.00	131,498.37	1,256,706.39	506,879.61	28.74 %
030 - JUDICIAL COMPLIANCE	397,213.00	397,213.00	26,994.83	259,688.14	137,524.86	34.62 %
031 - JUSTICE OF THE PEACE PRECINCT 1	327,988.00	327,988.00	25,879.93	253,436.48	74,551.52	22.73 %
032 - JUSTICE OF THE PEACE PRECINCT 2	289,032.00	289,032.00	21,712.23	194,567.26	94,464.74	32.68 %
033 - JUSTICE OF THE PEACE PRECINCT 3	305,590.00	305,590.00	21,653.13	215,706.48	89,883.52	29.41 %
034 - JUSTICE OF THE PEACE PRECINCT 4	342,613.00	342,613.00	25,548.08	253,639.63	88,973.37	25.97 %
038 - CENTRAL JURY	312,900.00	312,900.00	17,886.57	226,792.78	86,107.22	27.52 %
039 - JUDICIAL	7,066,853.00	7,066,853.00	936,089.30	5,576,664.74	1,490,188.26	21.09 %
040 - DISTRICT ATTORNEY	7,075,302.00	7,082,042.00	500,569.64	4,775,840.72	2,306,201.28	32.56 %
041 - CONSTABLE PRECINCT 1	91,862.00	91,862.00	6,116.24	62,176.49	29,685.51	32.32 %
042 - CONSTABLE PRECINCT 2	89,245.00	89,245.00	5,401.94	53,707.17	35,537.83	39.82 %
043 - CONSTABLE PRECINCT 3	93,268.00	93,268.00	8,533.12	59,251.17	34,016.83	36.47 %
044 - CONSTABLE PRECINCT 4	90,163.00	90,163.00	6,768.49	53,622.25	36,540.75	40.53 %
045 - MEDICAL EXAMINER	2,389,305.00	2,989,305.00	180,091.53	2,020,532.26	968,772.74	32.41 %
046 - SHERIFF	13,590,758.00	13,787,847.00	974,237.63	9,240,665.16	4,547,181.84	32.98 %
047 - DETENTION CENTER	24,559,810.00	24,559,810.00	1,890,403.97	17,932,379.45	6,627,430.55	26.98 %
048 - INMATE TRANSPORTATION	114,800.00	114,800.00	6,748.25	49,250.60	65,549.40	57.10 %
049 - PUBLIC SAFETY	1,094,828.00	1,094,828.00	16,070.85	818,533.54	276,294.46	25.24 %
057 - COMMUNITY SUPERVISION AND CORRECTIONS	7,700.00	7,700.00	302.96	2,867.40	4,832.60	62.76 %
061 - FACILITY MAINTENANCE	7,118,326.00	7,118,326.00	487,603.73	4,403,151.43	2,715,174.57	38.14 %
064 - SOUTH PLAINS AUTO THEFT TASK FORCE	3,000.00	3,000.00	0.00	310.00	2,690.00	89.67 %
067 - SAFETY AND ENVIROMENTAL	254,162.00	254,162.00	7,492.36	217,285.75	36,876.25	14.51 %
068 - GENERAL ASSISTANCE	550,982.00	550,982.00	35,361.33	347,095.59	203,886.41	37.00 %
070 - VETERANS AFFAIRS	60,642.00	60,642.00	5,439.20	53,041.11	7,600.89	12.53 %
072 - TEXAS AgriLIFE EXT	338,415.00	338,415.00	23,645.55	211,161.98	127,253.02	37.60 %
077 - ELECTIONS	1,986,560.00	2,152,560.00	56,511.02	1,330,410.26	822,149.74	38.19 %
089 - LIBRARY SERVICES	247,105.00	247,105.00	0.00	237,105.00	10,000.00	4.05 %
090 - PUBLIC WORKS	192,884.00	192,884.00	14,670.65	139,862.02	53,021.98	27.49 %
999 - TRANSFER	13,069,904.00	13,215,855.00	501,922.63	9,740,375.74	3,475,479.26	26.30 %
Fund: 011 - GENERAL FUND Surplus (Deficit):	0.00	0.00	-3,696,890.74	15,479,097.08	15,479,097.08	0.00 %
Fund: 020 - CONSOLIDATED ROAD AND BRIDGE						
	9,011,283.00	9,011,283.00	234,558.94	7,214,002.02	-1,797,280.98	19.94 %
190 - CONSOLIDATED ROAD AND BRIDGE	9,011,283.00	9,011,283.00	1,076,551.92	5,459,383.71	3,551,899.29	39.42 %
Fund: 020 - CONSOLIDATED ROAD AND BRIDGE Surplus (Deficit):	0.00	0.00	-841,992.98	1,754,618.31	1,754,618.31	0.00 %
Fund: 031 - PRECINCT 1 PARK						
	194,083.00	194,083.00	1,815.68	115,046.94	-79,036.06	40.72 %
191 - PRECINCT 1 PARK	194,083.00	194,083.00	7,198.08	61,411.34	132,671.66	68.36 %
Fund: 031 - PRECINCT 1 PARK Surplus (Deficit):	0.00	0.00	-5,382.40	53,635.60	53,635.60	0.00 %

Budget Report

For Fiscal: 2018-2019 Period Ending: 06/30/2019

Department	Original Total Budget	Current Total Budget	Period Activity	Fiscal Activity	Variance Favorable (Unfavorable)	Percent Remaining
Fund: 032 - SLATON/ROOSEVELT PARK						
	173,649.00	173,649.00	1,389.84	106,438.35	-67,210.65	38.70 %
192 - SLATON/ROOSEVELT PARKS	173,649.00	173,649.00	7,139.39	74,025.85	99,623.15	57.37 %
Fund: 032 - SLATON/ROOSEVELT PARK Surplus (Deficit):	0.00	0.00	-5,749.55	32,412.50	32,412.50	0.00 %
Fund: 033 - IDALOU/NEW DEAL PARK						
	260,228.00	260,228.00	1,293.34	107,922.82	-152,305.18	58.53 %
193 - IDALOU/NEW DEAL PARKS	260,228.00	260,228.00	5,886.24	52,676.85	207,551.15	79.76 %
Fund: 033 - IDALOU/NEW DEAL PARK Surplus (Deficit):	0.00	0.00	-4,592.90	55,245.97	55,245.97	0.00 %
Fund: 034 - SHALLOWATER PARK						
	154,711.00	154,711.00	1,396.28	106,214.30	-48,496.70	31.35 %
194 - SHALLOWATER PARK	154,711.00	154,711.00	5,455.06	57,032.88	97,678.12	63.14 %
Fund: 034 - SHALLOWATER PARK Surplus (Deficit):	0.00	0.00	-4,058.78	49,181.42	49,181.42	0.00 %
Fund: 041 - PERMANENT IMPROVEMENT						
	4,422,756.00	4,422,756.00	57,322.24	2,422,047.23	-2,000,708.77	45.24 %
061 - FACILITY MAINTENANCE	4,422,756.00	4,422,756.00	121,914.32	683,520.00	3,739,236.00	84.55 %
Fund: 041 - PERMANENT IMPROVEMENT Surplus (Deficit):	0.00	0.00	-64,592.08	1,738,527.23	1,738,527.23	0.00 %
Fund: 042 - NEW ROAD						
	690,000.00	690,000.00	0.00	0.00	-690,000.00	100.00 %
999 - TRANSFER	690,000.00	690,000.00	0.00	690,000.00	0.00	0.00 %
Fund: 042 - NEW ROAD Surplus (Deficit):	0.00	0.00	0.00	-690,000.00	-690,000.00	0.00 %
Fund: 043 - LCETRZ NO1 TAX INCREMENT						
	254,655.00	400,606.00	604.28	149,551.69	-251,054.31	62.67 %
090 - PUBLIC WORKS	254,655.00	400,606.00	0.00	0.00	400,606.00	100.00 %
Fund: 043 - LCETRZ NO1 TAX INCREMENT Surplus (Deficit):	0.00	0.00	604.28	149,551.69	149,551.69	0.00 %
Fund: 050 - JUVENILE STAR PROGRAM						
	546,735.00	601,895.00	0.00	601,894.65	-0.35	0.00 %
051 - JUVENILE PROBATION	546,735.00	601,895.00	38,363.90	357,806.05	244,088.95	40.55 %
Fund: 050 - JUVENILE STAR PROGRAM Surplus (Deficit):	0.00	0.00	-38,363.90	244,088.60	244,088.60	0.00 %
Fund: 051 - JUVENILE PROBATION						
	7,207,558.00	7,207,558.00	508,324.13	4,561,766.73	-2,645,791.27	36.71 %
051 - JUVENILE PROBATION	2,358,190.00	2,297,425.00	146,184.98	1,418,657.27	878,767.73	38.25 %
999 - TRANSFER	4,849,368.00	4,910,133.00	0.00	2,146,023.80	2,764,109.20	56.29 %
Fund: 051 - JUVENILE PROBATION Surplus (Deficit):	0.00	0.00	362,139.15	997,085.66	997,085.66	0.00 %
Fund: 070 - ON LINE ACCESS						
	100,000.00	100,000.00	3,815.26	35,918.78	-64,081.22	64.08 %
014 - COURTS	100,000.00	100,000.00	148.32	2,696.32	97,303.68	97.30 %
Fund: 070 - ON LINE ACCESS Surplus (Deficit):	0.00	0.00	3,666.94	33,222.46	33,222.46	0.00 %
Fund: 071 - LC PRIVATE DEFENDER EVALUATION GRANT						
	0.00	45,000.00	10,000.00	45,000.00	0.00	0.00 %
014 - COURTS	0.00	45,000.00	0.00	45,000.00	0.00	0.00 %
Fund: 071 - LC PRIVATE DEFENDER EVALUATION GRANT Surplus (Deficit):	0.00	0.00	10,000.00	0.00	0.00	0.00 %
Fund: 074 - COUNTY DRUG COURT COURT COST						
	38,740.00	38,740.00	4,678.08	18,326.84	-20,413.16	52.69 %
014 - COURTS	38,740.00	38,740.00	0.00	9,867.59	28,872.41	74.53 %
Fund: 074 - COUNTY DRUG COURT COURT COST Surplus (Deficit):	0.00	0.00	4,678.08	8,459.25	8,459.25	0.00 %
Fund: 075 - DISPUTE RESOLUTION						
	328,600.00	328,600.00	24,748.57	240,201.37	-88,398.63	26.90 %
075 - DISPUTE RESOLUTION	328,600.00	328,600.00	24,461.54	219,039.31	109,560.69	33.34 %
999 - TRANSFER	0.00	0.00	-4,884.34	5,915.08	-5,915.08	0.00 %
Fund: 075 - DISPUTE RESOLUTION Surplus (Deficit):	0.00	0.00	5,171.37	15,246.98	15,246.98	0.00 %
Fund: 076 - USDA AG MEDIATION GRANT						
	175,500.00	175,500.00	38,031.40	75,085.71	-100,414.29	57.22 %
076 - USDA AG MEDIATION GRANT	175,500.00	175,500.00	22,031.22	75,158.75	100,341.25	57.17 %
Fund: 076 - USDA AG MEDIATION GRANT Surplus (Deficit):	0.00	0.00	16,000.18	-73.04	-73.04	0.00 %

Budget Report

For Fiscal: 2018-2019 Period Ending: 06/30/2019

Department	Original Total Budget	Current Total Budget	Period Activity	Fiscal Activity	Variance Favorable (Unfavorable)	Percent Remaining
Fund: 077 - DOMESTIC RELATIONS OFFICE						
	211,600.00	211,600.00	16,755.51	148,127.75	-63,472.25	30.00 %
075 - DISPUTE RESOLUTION	211,600.00	211,600.00	15,653.72	136,905.16	74,694.84	35.30 %
Fund: 077 - DOMESTIC RELATIONS OFFICE Surplus (Deficit):	0.00	0.00	1,101.79	11,222.59	11,222.59	0.00 %
Fund: 081 - LAW LIBRARY						
	180,698.00	180,698.00	13,135.46	122,232.96	-58,465.04	32.36 %
081 - LAW LIBRARY	180,698.00	180,698.00	9,805.91	116,565.26	64,132.74	35.49 %
Fund: 081 - LAW LIBRARY Surplus (Deficit):	0.00	0.00	3,329.55	5,667.70	5,667.70	0.00 %
Fund: 083 - ELECTION SERVICES						
	744,775.00	744,775.00	0.00	0.00	-744,775.00	100.00 %
077 - ELECTIONS	744,775.00	744,775.00	221.25	168,639.61	576,135.39	77.36 %
Fund: 083 - ELECTION SERVICES Surplus (Deficit):	0.00	0.00	-221.25	-168,639.61	-168,639.61	0.00 %
Fund: 085 - ELECTION ADMINISTRATION						
	112,500.00	112,500.00	176.96	1,215.70	-111,284.30	98.92 %
077 - ELECTIONS	112,500.00	112,500.00	0.00	34,156.63	78,343.37	69.64 %
Fund: 085 - ELECTION ADMINISTRATION Surplus (Deficit):	0.00	0.00	176.96	-32,940.93	-32,940.93	0.00 %
Fund: 086 - ELECTION EQUIPMENT						
	79,500.00	79,500.00	468.39	3,337.45	-76,162.55	95.80 %
077 - ELECTIONS	79,500.00	79,500.00	0.00	79,500.00	0.00	0.00 %
Fund: 086 - ELECTION EQUIPMENT Surplus (Deficit):	0.00	0.00	468.39	-76,162.55	-76,162.55	0.00 %
Fund: 089 - HISTORICAL CANNON RESTORATION						
	0.00	0.00	7.65	54.60	54.60	0.00 %
Fund: 089 - HISTORICAL CANNON RESTORATION Total:	0.00	0.00	7.65	54.60	54.60	0.00 %
Fund: 090 - DISTRICT CLERK RECORDS MGT. AND PRESERVATION						
	44,701.00	44,701.00	1,542.46	14,498.67	-30,202.33	67.57 %
023 - DISTRICT CLERK	44,701.00	44,701.00	0.00	4,855.17	39,845.83	89.14 %
Fund: 090 - DISTRICT CLERK RECORDS MGT. AND PRESERVATION S	0.00	0.00	1,542.46	9,643.50	9,643.50	0.00 %
Fund: 091 - COUNTY CLERK RECORDS MGT. AND PRESERVATION						
	1,246,829.00	1,246,829.00	52,970.47	407,625.92	-839,203.08	67.31 %
003 - COUNTY CLERK	1,246,829.00	1,246,829.00	2,698.46	549,362.53	697,466.47	55.94 %
Fund: 091 - COUNTY CLERK RECORDS MGT. AND PRESERVATION S	0.00	0.00	50,272.01	-141,736.61	-141,736.61	0.00 %
Fund: 092 - COUNTY RECORDS MGT AND PRESERVATION						
	425,676.00	425,676.00	4,709.67	45,617.46	-380,058.54	89.28 %
001 - COMMISSIONERS' COURT	425,676.00	425,676.00	0.00	116,515.37	309,160.63	72.63 %
Fund: 092 - COUNTY RECORDS MGT AND PRESERVATION Surplus (0.00	0.00	4,709.67	-70,897.91	-70,897.91	0.00 %
Fund: 093 - COURTHOUSE SECURITY						
	110,000.00	110,000.00	8,907.25	75,687.00	-34,313.00	31.19 %
046 - SHERIFF	110,000.00	110,000.00	8,017.74	83,836.98	26,163.02	23.78 %
Fund: 093 - COURTHOUSE SECURITY Surplus (Deficit):	0.00	0.00	889.51	-8,149.98	-8,149.98	0.00 %
Fund: 094 - COURT RECORD PRESERVATION						
	125,000.00	125,000.00	4,093.72	37,639.89	-87,360.11	69.89 %
001 - COMMISSIONERS' COURT	125,000.00	125,000.00	0.00	75,385.00	49,615.00	39.69 %
Fund: 094 - COURT RECORD PRESERVATION Surplus (Deficit):	0.00	0.00	4,093.72	-37,745.11	-37,745.11	0.00 %
Fund: 096 - HISTORICAL COMMISSION						
	8,700.00	8,700.00	34.86	4,931.55	-3,768.45	43.32 %
001 - COMMISSIONERS' COURT	8,700.00	8,700.00	59.48	2,015.86	6,684.14	76.83 %
Fund: 096 - HISTORICAL COMMISSION Surplus (Deficit):	0.00	0.00	-24.62	2,915.69	2,915.69	0.00 %
Fund: 097 - CHILD ABUSE PREVENTION						
	425.00	425.00	11.94	82.58	-342.42	80.57 %
001 - COMMISSIONERS' COURT	425.00	425.00	0.00	0.00	425.00	100.00 %
Fund: 097 - CHILD ABUSE PREVENTION Surplus (Deficit):	0.00	0.00	11.94	82.58	82.58	0.00 %
Fund: 098 - JUSTICE COURT TECHNOLOGY						
	178,088.00	178,088.00	2,423.81	21,248.95	-156,839.05	88.07 %
039 - JUDICIAL	178,088.00	178,088.00	0.00	76,587.41	101,500.59	56.99 %

Budget Report

For Fiscal: 2018-2019 Period Ending: 06/30/2019

Department	Original Total Budget	Current Total Budget	Period Activity	Fiscal Activity	Variance Favorable (Unfavorable)	Percent Remaining
Fund: 098 - JUSTICE COURT TECHNOLOGY Surplus (Deficit):	0.00	0.00	2,423.81	-55,338.46	-55,338.46	0.00 %
Fund: 099 - COUNTY AND DISTRICT COURT TECHNOLOGY						
	8,900.00	8,900.00	427.28	4,140.83	-4,759.17	53.47 %
001 - COMMISSIONERS' COURT	8,900.00	8,900.00	0.00	0.00	8,900.00	100.00 %
Fund: 099 - COUNTY AND DISTRICT COURT TECHNOLOGY Surplus (0.00	0.00	427.28	4,140.83	4,140.83	0.00 %
Fund: 102 - DISTRICT COURT RECORDS TECHNOLOGY						
	56,000.00	56,000.00	2,597.25	24,640.12	-31,359.88	56.00 %
023 - DISTRICT CLERK	56,000.00	56,000.00	0.00	25,350.00	30,650.00	54.73 %
Fund: 102 - DISTRICT COURT RECORDS TECHNOLOGY Surplus (Defi	0.00	0.00	2,597.25	-709.88	-709.88	0.00 %
Fund: 103 - COUNTY CLERK RECORDS ARCHIVES						
	995,000.00	995,000.00	51,872.15	399,175.96	-595,824.04	59.88 %
003 - COUNTY CLERK	995,000.00	995,000.00	3,714.10	273,761.60	721,238.40	72.49 %
Fund: 103 - COUNTY CLERK RECORDS ARCHIVES Surplus (Deficit):	0.00	0.00	48,158.05	125,414.36	125,414.36	0.00 %
Fund: 113 - REGIONAL PUBLIC DEFENDER GRANT						
	5,730,601.00	4,730,601.00	468,071.10	3,778,230.17	-952,370.83	20.13 %
113 - REGIONAL PUBLIC DEFENDER	5,730,601.00	6,341,554.00	440,434.77	3,988,003.92	2,353,550.08	37.11 %
Fund: 113 - REGIONAL PUBLIC DEFENDER GRANT Surplus (Deficit):	0.00	-1,610,953.00	27,636.33	-209,773.75	1,401,179.25	86.98 %
Fund: 122 - SHERIFF CONTRABAND						
	363,500.00	363,500.00	0.00	147,974.19	-215,525.81	59.29 %
046 - SHERIFF	363,500.00	363,500.00	0.00	92,983.51	270,516.49	74.42 %
Fund: 122 - SHERIFF CONTRABAND Surplus (Deficit):	0.00	0.00	0.00	54,990.68	54,990.68	0.00 %
Fund: 124 - INMATE SUPPLY						
	840,500.00	840,500.00	0.00	651,050.43	-189,449.57	22.54 %
047 - DETENTION CENTER	840,500.00	840,500.00	0.00	444,161.04	396,338.96	47.16 %
Fund: 124 - INMATE SUPPLY Surplus (Deficit):	0.00	0.00	0.00	206,889.39	206,889.39	0.00 %
Fund: 128 - HOMELAND SECURITY GRANT						
	140,234.00	140,234.00	0.00	75,125.20	-65,108.80	46.43 %
046 - SHERIFF	140,234.00	140,234.00	0.00	75,125.20	65,108.80	46.43 %
Fund: 128 - HOMELAND SECURITY GRANT Surplus (Deficit):	0.00	0.00	0.00	0.00	0.00	0.00 %
Fund: 142 - LEOSE SHERIFF						
	98,881.00	98,881.00	185.82	25,079.82	-73,801.18	74.64 %
046 - SHERIFF	98,881.00	98,881.00	0.00	0.00	98,881.00	100.00 %
Fund: 142 - LEOSE SHERIFF Surplus (Deficit):	0.00	0.00	185.82	25,079.82	25,079.82	0.00 %
Fund: 145 - SHERIFF COMMISSARY SALARY						
	588,405.00	588,405.00	45,254.68	370,318.96	-218,086.04	37.06 %
047 - DETENTION CENTER	588,405.00	588,405.00	40,629.38	396,502.45	191,902.55	32.61 %
Fund: 145 - SHERIFF COMMISSARY SALARY Surplus (Deficit):	0.00	0.00	4,625.30	-26,183.49	-26,183.49	0.00 %
Fund: 146 - LECD EMERGENCY COMMUNICATION GRANT						
	0.00	5,813.00	0.00	1,227.00	-4,586.00	78.89 %
046 - SHERIFF	0.00	5,813.00	0.00	1,227.00	4,586.00	78.89 %
Fund: 146 - LECD EMERGENCY COMMUNICATION GRANT Surplus (0.00	0.00	0.00	0.00	0.00	0.00 %
Fund: 152 - JMHCP GRANT						
	329,813.00	303,537.00	2,954.60	43,933.83	-259,603.17	85.53 %
046 - SHERIFF	329,813.00	303,537.00	2,954.60	43,933.83	259,603.17	85.53 %
Fund: 152 - JMHCP GRANT Surplus (Deficit):	0.00	0.00	0.00	0.00	0.00	0.00 %
Fund: 161 - CDA BUSINESS CRIMES						
	108,500.00	108,500.00	6,094.25	64,106.73	-44,393.27	40.92 %
040 - DISTRICT ATTORNEY	108,500.00	108,500.00	9,794.06	60,163.36	48,336.64	44.55 %
Fund: 161 - CDA BUSINESS CRIMES Surplus (Deficit):	0.00	0.00	-3,699.81	3,943.37	3,943.37	0.00 %
Fund: 163 - CDA CONTRABAND						
	76,135.00	76,135.00	12,710.96	107,582.60	31,447.60	41.31 %
040 - DISTRICT ATTORNEY	76,135.00	76,135.00	3,200.47	63,205.69	12,929.31	16.98 %
Fund: 163 - CDA CONTRABAND Surplus (Deficit):	0.00	0.00	9,510.49	44,376.91	44,376.91	0.00 %

Budget Report

For Fiscal: 2018-2019 Period Ending: 06/30/2019

Department	Original Total Budget	Current Total Budget	Period Activity	Fiscal Activity	Variance Favorable (Unfavorable)	Percent Remaining
Fund: 166 - CDA JAG GRANT						
	27,698.00	199,501.00	201.92	116,912.72	-82,588.28	41.40 %
040 - DISTRICT ATTORNEY	27,698.00	199,501.00	895.00	9,491.16	190,009.84	95.24 %
Fund: 166 - CDA JAG GRANT Surplus (Deficit):	0.00	0.00	-693.08	107,421.56	107,421.56	0.00 %
Fund: 171 - CDA VOCA VICTIM ADVOCACY PROJECT						
	148,066.00	148,066.00	9,613.14	85,127.02	-62,938.98	42.51 %
040 - DISTRICT ATTORNEY	148,066.00	148,066.00	9,613.14	85,127.02	62,938.98	42.51 %
Fund: 171 - CDA VOCA VICTIM ADVOCACY PROJECT Surplus (Deficit):	0.00	0.00	0.00	0.00	0.00	0.00 %
Fund: 201 - GENERAL OBLIGATION REFUNDING BONDS, SERIES 20						
	6,486,594.00	6,486,594.00	35,503.72	6,378,009.64	-108,584.36	1.67 %
200 - DEBT SERVICE	6,486,594.00	6,486,594.00	0.00	5,216,693.00	1,269,901.00	19.58 %
Fund: 201 - GENERAL OBLIGATION REFUNDING BONDS, SERIES 20	0.00	0.00	35,503.72	1,161,316.64	1,161,316.64	0.00 %
Fund: 204 - TAX NOTES, SERIES 2013						
	1,402,331.00	1,402,331.00	7,335.75	1,376,708.12	-25,622.88	1.83 %
200 - DEBT SERVICE	1,402,331.00	1,402,331.00	0.00	1,220,700.00	181,631.00	12.95 %
Fund: 204 - TAX NOTES, SERIES 2013 Surplus (Deficit):	0.00	0.00	7,335.75	156,008.12	156,008.12	0.00 %
Fund: 206 - GENERAL OBLIGATION REFUNDING BONDS, SERIES 20						
	199,209.00	199,209.00	1,442.24	196,557.69	-2,651.31	1.33 %
200 - DEBT SERVICE	199,209.00	199,209.00	0.00	86,850.00	112,359.00	56.40 %
Fund: 206 - GENERAL OBLIGATION REFUNDING BONDS, SERIES 20	0.00	0.00	1,442.24	109,707.69	109,707.69	0.00 %
Fund: 301 - MPO ROAD CONSTRUCTION						
	3,657,600.00	3,657,600.00	0.00	143,543.07	-3,514,056.93	96.08 %
300 - CAPITAL PROJECTS	3,657,600.00	3,657,600.00	541,140.00	684,683.07	2,972,916.93	81.28 %
Fund: 301 - MPO ROAD CONSTRUCTION Surplus (Deficit):	0.00	0.00	-541,140.00	-541,140.00	-541,140.00	0.00 %
Fund: 306 - CRTC RENOVATIONS						
	332,106.00	332,106.00	277.58	2,296.38	-329,809.62	99.31 %
300 - CAPITAL PROJECTS	332,106.00	332,106.00	0.00	299,550.00	32,556.00	9.80 %
Fund: 306 - CRTC RENOVATIONS Surplus (Deficit):	0.00	0.00	277.58	-297,253.62	-297,253.62	0.00 %
Fund: 307 - CRTC RENOVATIONS #2						
	900,000.00	900,000.00	823.65	5,796.90	-894,203.10	99.36 %
300 - CAPITAL PROJECTS	900,000.00	900,000.00	86,260.30	103,947.20	796,052.80	88.45 %
Fund: 307 - CRTC RENOVATIONS #2 Surplus (Deficit):	0.00	0.00	-85,436.65	-98,150.30	-98,150.30	0.00 %
Fund: 401 - EMPLOYEE HEALTH BENEFIT						
	13,263,000.00	13,263,000.00	905,335.75	10,082,964.99	-3,180,035.01	23.98 %
400 - BENEFITS	13,263,000.00	13,263,000.00	1,012,497.27	7,848,262.34	5,414,737.66	40.83 %
Fund: 401 - EMPLOYEE HEALTH BENEFIT Surplus (Deficit):	0.00	0.00	-107,161.52	2,234,702.65	2,234,702.65	0.00 %
Fund: 403 - WORKERS COMPENSATION						
	5,655,500.00	5,655,500.00	132,429.75	1,333,777.55	-4,321,722.45	76.42 %
400 - BENEFITS	5,655,500.00	5,655,500.00	29,017.25	4,608,000.25	1,047,499.75	18.52 %
Fund: 403 - WORKERS COMPENSATION Surplus (Deficit):	0.00	0.00	103,412.50	-3,274,222.70	-3,274,222.70	0.00 %
Report Surplus (Deficit):	0.00	-1,610,953.00	-4,687,600.49	19,144,833.49	20,755,786.49	1,288.42 %

Fund Summary

Fund	Original Total Budget	Current Total Budget	Period Activity	Fiscal Activity	Variance Favorable (Unfavorable)
011 - GENERAL FUND	0.00	0.00	-3,696,890.74	15,479,097.08	15,479,097.08
020 - CONSOLIDATED ROAD AND	0.00	0.00	-841,992.98	1,754,618.31	1,754,618.31
031 - PRECINCT 1 PARK	0.00	0.00	-5,382.40	53,635.60	53,635.60
032 - SLATON/ROOSEVELT PARK	0.00	0.00	-5,749.55	32,412.50	32,412.50
033 - IDALOU/NEW DEAL PARK	0.00	0.00	-4,592.90	55,245.97	55,245.97
034 - SHALLOWATER PARK	0.00	0.00	-4,058.78	49,181.42	49,181.42
041 - PERMANENT IMPROVEMEN	0.00	0.00	-64,592.08	1,738,527.23	1,738,527.23
042 - NEW ROAD	0.00	0.00	0.00	-690,000.00	-690,000.00
043 - LCETRZ NO1 TAX INCREMEN	0.00	0.00	604.28	149,551.69	149,551.69
050 - JUVENILE STAR PROGRAM	0.00	0.00	-38,363.90	244,088.60	244,088.60
051 - JUVENILE PROBATION	0.00	0.00	362,139.15	997,085.66	997,085.66
070 - ON LINE ACCESS	0.00	0.00	3,666.94	33,222.46	33,222.46
071 - LC PRIVATE DEFENDER EVAL	0.00	0.00	10,000.00	0.00	0.00
074 - COUNTY DRUG COURT COU	0.00	0.00	4,678.08	8,459.25	8,459.25
075 - DISPUTE RESOLUTION	0.00	0.00	5,171.37	15,246.98	15,246.98
076 - USDA AG MEDIATION GRAN	0.00	0.00	16,000.18	-73.04	-73.04
077 - DOMESTIC RELATIONS OFFI	0.00	0.00	1,101.79	11,222.59	11,222.59
081 - LAW LIBRARY	0.00	0.00	3,329.55	5,667.70	5,667.70
083 - ELECTION SERVICES	0.00	0.00	-221.25	-168,639.61	-168,639.61
085 - ELECTION ADMINISTRATION	0.00	0.00	176.96	-32,940.93	-32,940.93
086 - ELECTION EQUIPMENT	0.00	0.00	468.39	-76,162.55	-76,162.55
089 - HISTORICAL CANNON RESTC	0.00	0.00	7.65	54.60	54.60
090 - DISTRICT CLERK RECORDS M	0.00	0.00	1,542.46	9,643.50	9,643.50
091 - COUNTY CLERK RECORDS M	0.00	0.00	50,272.01	-141,736.61	-141,736.61
092 - COUNTY RECORDS MGT ANI	0.00	0.00	4,709.67	-70,897.91	-70,897.91
093 - COURTHOUSE SECURITY	0.00	0.00	889.51	-8,149.98	-8,149.98
094 - COURT RECORD PRESERVAT	0.00	0.00	4,093.72	-37,745.11	-37,745.11
096 - HISTORICAL COMMISSION	0.00	0.00	-24.62	2,915.69	2,915.69
097 - CHILD ABUSE PREVENTION	0.00	0.00	11.94	82.58	82.58
098 - JUSTICE COURT TECHNOLOC	0.00	0.00	2,423.81	-55,338.46	-55,338.46
099 - COUNTY AND DISTRICT COU	0.00	0.00	427.28	4,140.83	4,140.83
102 - DISTRICT COURT RECORDS T	0.00	0.00	2,597.25	-709.88	-709.88
103 - COUNTY CLERK RECORDS AF	0.00	0.00	48,158.05	125,414.36	125,414.36
113 - REGIONAL PUBLIC DEFENDE	0.00	-1,610,953.00	27,636.33	-209,773.75	1,401,179.25
122 - SHERIFF CONTRABAND	0.00	0.00	0.00	54,990.68	54,990.68
124 - INMATE SUPPLY	0.00	0.00	0.00	206,889.39	206,889.39
128 - HOMELAND SECURITY GRAN	0.00	0.00	0.00	0.00	0.00
142 - LEOSE SHERIFF	0.00	0.00	185.82	25,079.82	25,079.82
145 - SHERIFF COMMISSARY SALA	0.00	0.00	4,625.30	-26,183.49	-26,183.49
146 - LECD EMERGENCY COMMUI	0.00	0.00	0.00	0.00	0.00
152 - JMHCP GRANT	0.00	0.00	0.00	0.00	0.00
161 - CDA BUSINESS CRIMES	0.00	0.00	-3,699.81	3,943.37	3,943.37
163 - CDA CONTRABAND	0.00	0.00	9,510.49	44,376.91	44,376.91
166 - CDA JAG GRANT	0.00	0.00	-693.08	107,421.56	107,421.56
171 - CDA VOCA VICTIM ADVOCA	0.00	0.00	0.00	0.00	0.00
201 - GENERAL OBLIGATION REFU	0.00	0.00	35,503.72	1,161,316.64	1,161,316.64
204 - TAX NOTES, SERIES 2013	0.00	0.00	7,335.75	156,008.12	156,008.12
206 - GENERAL OBLIGATION REFU	0.00	0.00	1,442.24	109,707.69	109,707.69
301 - MPO ROAD CONSTRUCTION	0.00	0.00	-541,140.00	-541,140.00	-541,140.00
306 - CRTC RENOVATIONS	0.00	0.00	277.58	-297,253.62	-297,253.62
307 - CRTC RENOVATIONS #2	0.00	0.00	-85,436.65	-98,150.30	-98,150.30
401 - EMPLOYEE HEALTH BENEFIT	0.00	0.00	-107,161.52	2,234,702.65	2,234,702.65
403 - WORKERS COMPENSATION	0.00	0.00	103,412.50	-3,274,222.70	-3,274,222.70
Report Surplus (Deficit):	0.00	-1,610,953.00	-4,687,600.49	19,144,833.49	20,755,786.49

Budget Report

For Fiscal: 2018-2019 Period Ending 06/30/19

Account Summary
for
August Year-End Funds



	Original Total Budget	Current Total Budget	Period Activity	Fiscal Activity	Variance Favorable (Unfavorable)	Percent Remaining
Fund: 046 - TJJD (P) JJAEP GRANT						
046-4203900 TJPC-P JJAEP GRANT REVENUE	80,000.00	88,640.00	0.00	47,254.00	-41,386.00	46.69 %
Department: 051 - JUVENILE PROBATION						
046-051-5201000-35 SUPPLIES/OTH OPER EXP	0.00	8,640.00	0.00	8,637.50	2.50	0.03 %
046-051-5623000-35 INTER LOCAL AGREEMENTS	80,000.00	80,000.00	0.00	0.00	80,000.00	100.00 %
Department: 051 - JUVENILE PROBATION Total:	80,000.00	88,640.00	0.00	8,637.50	80,002.50	90.26 %
Fund: 046 - TJJD (P) JJAEP GRANT Surplus (Deficit):	0.00	0.00	0.00	38,616.50	38,616.50	0.00 %
Fund: 047 - TJJD (R) REGIONAL DIVERSION GRANT						
047-4201700 TJJD (R) GRANT REVENUE	0.00	26,708.00	1,302.00	14,322.00	-12,386.00	46.38 %
Department: 051 - JUVENILE PROBATION						
047-051-5201000-35 SUPPLIES/OTH OPER EXP	0.00	26,708.00	0.00	15,627.82	11,080.18	41.49 %
Department: 051 - JUVENILE PROBATION Total:	0.00	26,708.00	0.00	15,627.82	11,080.18	41.49 %
Fund: 047 - TJJD (R) REGIONAL DIVERSION GRANT Surplus (Deficit)	0.00	0.00	1,302.00	-1,305.82	-1,305.82	0.00 %
Fund: 054 - TJJD (A) JUVENILE PROBATION COMMISSION GRANT						
054-4215000 TJPC-A STATE AID	1,636,358.00	1,645,278.00	136,363.00	1,503,993.00	-141,285.00	8.59 %
054-8054051 XFER FROM LCJJC	432,530.00	432,530.00	0.00	0.00	-432,530.00	100.00 %
Department: 051 - JUVENILE PROBATION						
054-051-5006000-35 STAFF EMPLOYEES	829,398.00	814,398.00	45,039.80	489,524.14	324,873.86	39.89 %
054-051-5007000-35 OVERTIME COMPENSATION	1,500.00	1,500.00	0.00	1,258.22	241.78	16.12 %
054-051-5010100-35 SUPPLEMENT PROBATION	65,000.00	65,000.00	4,791.80	51,281.35	13,718.65	21.11 %
054-051-5011000-35 SUPPLEMENT DETENTION	60,000.00	60,000.00	2,211.84	25,873.89	34,126.11	56.88 %
054-051-5101000-35 FICA	59,266.00	59,266.00	2,845.02	31,292.34	27,973.66	47.20 %
054-051-5102000-35 MEDICARE	13,861.00	13,861.00	665.38	7,318.53	6,542.47	47.20 %
054-051-5103000-35 RETIREMENT	100,943.00	100,943.00	5,058.18	55,411.81	45,531.19	45.11 %
054-051-5104000-35 GROUP HEALTH INSURANCE	105,434.00	118,934.00	9,638.62	96,806.19	22,127.81	18.61 %
054-051-5105000-35 GROUP DENTAL INSURANCE	5,810.00	6,810.00	475.84	5,116.88	1,693.12	24.86 %
054-051-5106000-35 LIFE INSURANCE	840.00	1,340.00	63.33	698.09	641.91	47.90 %
054-051-5107000-35 UNEMPLOYMENT INSURANCE	860.00	860.00	33.80	387.45	472.55	54.95 %
054-051-5109000-35 WORKER'S COMPENSATION	40,339.00	40,339.00	1,947.32	21,678.29	18,660.71	46.26 %
054-051-5201400-35 SUPPLIES/OTHER OPER EXP	0.00	23,920.00	0.00	0.00	23,920.00	100.00 %
054-051-5401000-35 COMMUNICATIONS - MONTHLY	3,000.00	2,400.00	240.00	2,160.00	240.00	10.00 %
054-051-5441000-35 RESIDENTIAL NON-SECURE CD	72,623.00	19,679.00	1,193.93	16,999.95	2,679.05	13.61 %
054-051-5444200-35 RESIDENTIAL NON-SECURE PPA	99,961.00	36,573.00	0.00	36,572.65	0.35	0.00 %
054-051-5445000-35 RESIDENTIAL MH CD	84,700.00	44,597.00	5,031.30	18,664.50	25,932.50	58.15 %
054-051-5446000-35 RESIDENTIAL MH PPA	110,641.00	132,762.00	11,361.00	102,898.20	29,863.80	22.49 %
054-051-5447000-35 RESIDENTIAL SECURE CD	100,000.00	322,332.00	0.00	7,465.80	314,866.20	97.68 %
054-051-5448100-35 RESIDENTIAL SECURE PPA	99,962.00	50,995.00	0.00	50,994.30	0.70	0.00 %
054-051-5503003-35 TRAVEL AND TRAINING	12,000.00	9,347.00	939.02	8,317.39	1,029.61	11.02 %
054-051-5622000-35 CONTRACT SERVICES CP	55,000.00	38,790.00	3,179.82	34,483.22	4,306.78	11.10 %
054-051-5645000-35 CONTRACT SERVICES MH CD	80,000.00	57,315.00	2,587.50	52,948.75	4,366.25	7.62 %
054-051-5646000-35 CONTRACT SERVICES MH PPA	37,750.00	24,315.00	580.00	20,715.00	3,600.00	14.81 %
054-051-5648000-35 ELECTRONIC MONITOR	30,000.00	31,532.00	4,560.50	21,885.50	9,646.50	30.59 %
Department: 051 - JUVENILE PROBATION Total:	2,068,888.00	2,077,808.00	102,444.00	1,160,752.44	917,055.56	44.14 %
Fund: 054 - TJJD (A) JUVENILE PROBATION COMMISSION GRANT S	0.00	0.00	33,919.00	343,240.56	343,240.56	0.00 %
Fund: 055 - JUVENILE DETENTION						
055-4513000 CONTRACTSERV-OTHER COUNTIES	500,000.00	500,000.00	76,020.00	843,772.43	343,772.43	168.75 %
055-8055051 XFER FROM LCJJC	3,904,048.00	3,904,048.00	0.00	1,948,421.62	-1,955,626.38	50.09 %
Department: 051 - JUVENILE PROBATION						
055-051-5006000-35 STAFF EMPLOYEES	2,861,559.00	2,861,559.00	182,957.55	1,943,101.67	918,457.33	32.10 %
055-051-5007000-35 OVERTIME COMPENSATION	25,000.00	25,000.00	994.42	18,267.01	6,732.99	26.93 %

		Original Total Budget	Current Total Budget	Period Activity	Fiscal Activity	Variance Favorable (Unfavorable)	Percent Remaining
055-051-5009000-35	PART TIME POSITION	27,735.00	27,735.00	1,270.44	10,513.94	17,221.06	62.09 %
055-051-5101000-35	FICA	180,686.00	180,686.00	10,983.78	117,504.54	63,181.46	34.97 %
055-051-5102000-35	MEDICARE	42,257.00	42,257.00	2,568.82	27,480.77	14,776.23	34.97 %
055-051-5103000-35	RETIREMENT	307,749.00	307,749.00	19,173.66	208,330.32	99,418.68	32.31 %
055-051-5104000-35	GROUP HEALTH INSURANCE	481,984.00	481,984.00	39,869.65	379,139.50	102,844.50	21.34 %
055-051-5105000-35	GROUP DENTAL INSURANCE	26,560.00	26,560.00	1,953.43	19,210.67	7,349.33	27.67 %
055-051-5106000-35	LIFE INSURANCE	3,840.00	3,840.00	259.74	2,661.71	1,178.29	30.68 %
055-051-5107000-35	UNEMPLOYMENT INSURANCE	2,623.00	2,623.00	130.68	1,459.22	1,163.78	44.37 %
055-051-5109000-35	WORKER'S COMPENSATION	122,983.00	122,983.00	7,787.86	84,676.50	38,306.50	31.15 %
055-051-5201000-35	SUPPLIES/OTH OPER EXP	35,000.00	35,000.00	3,079.90	31,566.83	3,433.17	9.81 %
055-051-5227000-35	RESIDENT SUPPLIES	33,572.00	33,072.00	946.74	10,020.86	23,051.14	69.70 %
055-051-5231000-35	NON-CAPITAL EQUIPMENT	7,000.00	0.00	0.00	0.00	0.00	0.00 %
055-051-5301000-35	EQUIPMENT OPER/MAINT	1,000.00	1,000.00	0.00	0.00	1,000.00	100.00 %
055-051-5302000-35	VEHICLE OPERATION/MAINT	2,500.00	2,500.00	95.51	764.90	1,735.10	69.40 %
055-051-5502001-35	RESIDENT TRANSPORTATION	10,000.00	10,000.00	2,157.61	9,556.26	443.74	4.44 %
055-051-5611100-35	MEDICAL FOR RESIDENTS	4,000.00	6,500.00	-681.60	3,726.74	2,773.26	42.67 %
055-051-5614000-35	PROFESSIONAL SERVICES	5,000.00	2,500.00	1,025.00	1,025.00	1,475.00	59.00 %
055-051-5622000-35	CONTRACT SERVICES	115,000.00	115,000.00	6,750.00	80,267.59	34,732.41	30.20 %
055-051-5642000-35	RESIDENTIAL PLACEMENTS	100,000.00	100,000.00	-22,092.74	26,130.47	73,869.53	73.87 %
055-051-6407000-35	OTHER EQUIPMENT	8,000.00	15,500.00	0.00	0.00	15,500.00	100.00 %
Department: 051 - JUVENILE PROBATION Total:		4,404,048.00	4,404,048.00	259,230.45	2,975,404.50	1,428,643.50	32.44 %
Fund: 055 - JUVENILE DETENTION Surplus (Deficit):		0.00	0.00	-183,210.45	-183,210.45	-183,210.45	0.00 %
Fund: 057 - JUVENILE FOOD SERVICE							
057-4266000	DHS SCHOOL MEAL PROGRAM	150,000.00	150,000.00	12,026.30	133,354.36	-16,645.64	11.10 %
057-4267000	DHS COMMODITIES PROGRAM	7,449.00	7,449.00	0.00	0.00	-7,449.00	100.00 %
057-8057051	XFER FROM LCJJC	217,633.00	221,633.00	0.00	131,032.05	-90,600.95	40.88 %
Department: 051 - JUVENILE PROBATION							
057-051-5006000-35	STAFF EMPLOYEES	101,285.00	101,285.00	6,626.72	64,821.31	36,463.69	36.00 %
057-051-5007000-35	OVERTIME COMPENSATION	1,000.00	1,000.00	0.00	0.00	1,000.00	100.00 %
057-051-5008000-35	TEMPORARY	15,000.00	15,000.00	0.00	8,851.75	6,148.25	40.99 %
057-051-5101000-35	FICA	7,272.00	7,272.00	398.85	4,484.51	2,787.49	38.33 %
057-051-5102000-35	MEDICARE	1,701.00	1,701.00	93.27	1,048.71	652.29	38.35 %
057-051-5103000-35	RETIREMENT	10,801.00	10,801.00	695.80	6,819.93	3,981.07	36.86 %
057-051-5104000-35	GROUP HEALTH INSURANCE	22,593.00	22,593.00	1,688.19	16,650.14	5,942.86	26.30 %
057-051-5105000-35	GROUP DENTAL INSURANCE	1,245.00	1,245.00	82.30	898.17	346.83	27.86 %
057-051-5106000-35	LIFE INSURANCE	180.00	180.00	11.20	128.80	51.20	28.44 %
057-051-5107000-35	UNEMPLOYMENT INSURANCE	106.00	106.00	4.62	54.22	51.78	48.85 %
057-051-5109000-35	WORKER'S COMPENSATION	4,949.00	4,949.00	279.64	3,137.00	1,812.00	36.61 %
057-051-5206000-35	KITCHEN SUPPLIES	4,500.00	6,500.00	146.05	3,050.91	3,449.09	53.06 %
057-051-5219000-35	FOOD	200,000.00	200,000.00	11,439.55	150,109.45	49,890.55	24.95 %
057-051-5231000-35	NON-CAPITAL EQUIPMENT	2,000.00	4,000.00	0.00	0.00	4,000.00	100.00 %
057-051-5301000-35	EQUIPMENT OPER/MAINT	250.00	250.00	0.00	0.00	250.00	100.00 %
057-051-5701000-35	RENTALS AND LEASES	2,200.00	2,200.00	0.00	850.00	1,350.00	61.36 %
Department: 051 - JUVENILE PROBATION Total:		375,082.00	379,082.00	21,466.19	260,904.90	118,177.10	31.17 %
Fund: 057 - JUVENILE FOOD SERVICE Surplus (Deficit):		0.00	0.00	-9,439.89	3,481.51	3,481.51	0.00 %
Fund: 064 - TJJD (E) TITLE IV E GRANT							
064-4203800	TITLE IV-E TJPC (E)	98,000.00	98,000.00	2,853.69	29,423.73	-68,576.27	69.98 %
064-4270300	TJJD GRANT REVENUE	1,000.00	1,000.00	0.00	0.00	-1,000.00	100.00 %
064-8064051	XFER FROM LCJJC	173,422.00	176,922.00	0.00	75,839.46	-101,082.54	57.13 %
Department: 051 - JUVENILE PROBATION							
064-051-5006000-35	STAFF EMPLOYEES	48,985.00	51,285.00	3,931.20	42,260.41	9,024.59	17.60 %
064-051-5101000-35	FICA	3,037.00	3,337.00	241.10	2,596.47	740.53	22.19 %
064-051-5102000-35	MEDICARE	710.00	810.00	56.38	607.21	202.79	25.04 %
064-051-5103000-35	RETIREMENT	5,173.00	5,723.00	432.12	4,654.59	1,068.41	18.67 %
064-051-5104000-35	GROUP HEALTH INSURANCE	7,531.00	7,531.00	575.46	6,186.19	1,344.81	17.86 %
064-051-5105000-35	GROUP DENTAL INSURANCE	415.00	415.00	31.38	337.33	77.67	18.72 %
064-051-5106000-35	LIFE INSURANCE	60.00	60.00	4.48	48.16	11.84	19.73 %

Budget Report

For Fiscal: FY19 Aug Period Ending: 06/30/2019

		Original Total Budget	Current Total Budget	Period Activity	Fiscal Activity	Variance Favorable (Unfavorable)	Percent Remaining
064-051-5107000-35	UNEMPLOYMENT INSURANCE	44.00	44.00	2.88	32.53	11.47	26.07 %
064-051-5109000-35	WORKER'S COMPENSATION	2,067.00	2,317.00	173.68	1,910.48	406.52	17.55 %
064-051-5444000-35	RESIDENTIAL PLACEMENTS	204,400.00	204,400.00	6,128.39	55,353.20	149,046.80	72.92 %
Department: 051 - JUVENILE PROBATION Total:		272,422.00	275,922.00	11,577.07	113,986.57	161,935.43	58.69 %
Fund: 064 - TJJD (E) TITLE IV E GRANT Surplus (Deficit):		0.00	0.00	-8,723.38	-8,723.38	-8,723.38	0.00 %
Fund: 066 - CJD RE ENTRY DRUG COURT GRANT							
066-4201000	GRANT REVENUE	40,953.00	40,953.00	0.00	22,461.69	-18,491.31	45.15 %
Department: 014 - COURTS							
066-014-5201000-20	SUPPLIES/OTH OPER EXP	250.00	0.00	0.00	0.00	0.00	0.00 %
066-014-5202200-20	SUPPLIES/DRUG TESTING	28,000.00	28,000.00	0.00	16,205.37	11,794.63	42.12 %
066-014-5230000-20	NON-CAPITAL SOFTWARE	4,400.00	4,400.00	173.33	1,733.30	2,666.70	60.61 %
066-014-5406000-20	UTILITIES	0.00	250.00	18.54	167.96	82.04	32.82 %
066-014-5503000-20	TRAVEL AND TRAINING	5,000.00	5,000.00	-1,855.77	3,252.72	1,747.28	34.95 %
066-014-5614000-20	PROFESSIONAL SERVICES	803.00	803.00	0.00	440.43	362.57	45.15 %
066-014-5622000-20	CONTRACT SERVICES	2,500.00	2,500.00	0.00	0.00	2,500.00	100.00 %
Department: 014 - COURTS Total:		40,953.00	40,953.00	-1,663.90	21,799.78	19,153.22	46.77 %
Fund: 066 - CJD RE ENTRY DRUG COURT GRANT Surplus (Deficit):		0.00	0.00	1,663.90	661.91	661.91	0.00 %
Fund: 067 - CJD DWI COURT GRANT							
067-4201000	GRANT REVENUE	36,612.00	36,612.00	0.00	15,246.47	-21,365.53	58.36 %
Department: 014 - COURTS							
067-014-5200000-20	TREATMENT MATERIALS	500.00	500.00	0.00	412.70	87.30	17.46 %
067-014-5202200-20	SUPPLIES/DRUG TESTING	23,300.00	23,300.00	0.00	9,325.48	13,974.52	59.98 %
067-014-5230000-20	NON-CAPITAL SOFTWARE	3,994.00	3,994.00	173.33	1,733.30	2,260.70	56.60 %
067-014-5406000-20	UTILITIES	600.00	600.00	46.63	420.74	179.26	29.88 %
067-014-5503000-20	TRAVEL AND TRAINING	5,000.00	5,000.00	-1,211.32	2,063.94	2,936.06	58.72 %
067-014-5614000-20	PROFESSIONAL SERVICES	718.00	718.00	0.00	298.95	419.05	58.36 %
067-014-5622000-20	CONTRACT SERVICES	2,500.00	2,500.00	0.00	0.00	2,500.00	100.00 %
Department: 014 - COURTS Total:		36,612.00	36,612.00	-991.36	14,255.11	22,356.89	61.06 %
Fund: 067 - CJD DWI COURT GRANT Surplus (Deficit):		0.00	0.00	991.36	991.36	991.36	0.00 %
Fund: 072 - CJD DRUG COURT GRANT							
072-4201000	GRANT REVENUE	48,991.00	48,991.00	0.00	13,838.34	-35,152.66	71.75 %
Department: 014 - COURTS							
072-014-5200000-20	TREATMENT MATERIALS	1,000.00	1,000.00	0.00	690.19	309.81	30.98 %
072-014-5201000-20	SUPPLIES/OTH OPER EXP	500.00	500.00	0.00	500.00	0.00	0.00 %
072-014-5202200-20	SUPPLIES/DRUG TESTING	30,153.00	30,153.00	0.00	7,429.47	22,723.53	75.36 %
072-014-5230000-20	NON-CAPITAL SOFTWARE	8,280.00	8,280.00	173.34	1,733.40	6,546.60	79.07 %
072-014-5406000-20	UTILITIES	600.00	600.00	46.63	532.54	67.46	11.24 %
072-014-5503000-20	TRAVEL AND TRAINING	5,000.00	5,000.00	-1,222.16	1,437.71	3,562.29	71.25 %
072-014-5614000-20	PROFESSIONAL SERVICES	958.00	958.00	0.00	271.34	686.66	71.68 %
072-014-5622000-20	CONTRACT SERVICES	2,500.00	2,500.00	0.00	0.00	2,500.00	100.00 %
Department: 014 - COURTS Total:		48,991.00	48,991.00	-1,002.19	12,594.65	36,396.35	74.29 %
Fund: 072 - CJD DRUG COURT GRANT Surplus (Deficit):		0.00	0.00	1,002.19	1,243.69	1,243.69	0.00 %
Fund: 126 - VINE GRANT							
126-4203700	STATE REVENUE	27,716.00	28,547.00	0.00	21,410.07	-7,136.93	25.00 %
Department: 046 - SHERIFF							
126-046-5201000-30	SUPPLIES/OTH OPER EXP	27,716.00	28,547.00	0.00	21,410.07	7,136.93	25.00 %
Department: 046 - SHERIFF Total:		27,716.00	28,547.00	0.00	21,410.07	7,136.93	25.00 %
Fund: 126 - VINE GRANT Surplus (Deficit):		0.00	0.00	0.00	0.00	0.00	0.00 %
Fund: 150 - TAG GRANT							
150-4201000	GRANT REVENUE	784,344.00	784,344.00	34,920.73	506,570.94	-277,773.06	35.41 %
Department: 046 - SHERIFF							
150-046-5006000-30	STAFF EMPLOYEES	177,750.00	177,750.00	6,692.32	122,425.32	55,324.68	31.12 %
150-046-5007000-30	OVERTIME COMPENSATION	12,483.00	12,483.00	29.74	760.45	11,722.55	93.91 %
150-046-5101000-30	FICA	23,503.00	23,503.00	384.11	7,385.09	16,117.91	68.58 %
150-046-5102000-30	MEDICARE	2,577.00	2,577.00	89.83	1,727.19	849.81	32.98 %

Budget Report

For Fiscal: FY19 Aug Period Ending: 06/30/2019

		Original Total Budget	Current Total Budget	Period Activity	Fiscal Activity	Variance Favorable (Unfavorable)	Percent Remaining
150-046-5103000-30	RETIREMENT	18,824.00	18,824.00	705.82	12,960.11	5,863.89	31.15 %
150-046-5104000-30	GROUP HEALTH INSURANCE	22,593.00	22,593.00	1,089.08	9,121.04	13,471.96	59.63 %
150-046-5105000-30	GROUP DENTAL INSURANCE	1,245.00	1,245.00	62.76	768.80	476.20	38.25 %
150-046-5106000-30	LIFE INSURANCE	180.00	180.00	8.96	109.76	70.24	39.02 %
150-046-5107000-30	UNEMPLOYMENT INSURANCE	160.00	160.00	4.70	90.43	69.57	43.48 %
150-046-5109000-30	WORKER'S COMPENSATION	7,501.00	7,501.00	283.67	5,312.18	2,188.82	29.18 %
150-046-5200000-30	PROJECT SUPPLIES	20,000.00	12,483.00	0.00	2,899.65	9,583.35	76.77 %
150-046-5201000-30	SUPPLIES/OTH OPER EXP	95,984.00	90,534.00	6,993.95	30,681.06	59,852.94	66.11 %
150-046-5231000-30	NON-CAPITAL EQUIPMENT	5,975.00	13,399.00	0.00	7,420.00	5,979.00	44.62 %
150-046-5401000-30	COMMUNICATIONS - MONTHLY	43,914.00	48,914.00	3,191.66	25,903.33	23,010.67	47.04 %
150-046-5406000-30	UTILITIES	25,000.00	25,000.00	1,176.68	10,253.27	14,746.73	58.99 %
150-046-5503000-30	TRAVEL AND TRAINING	39,937.00	39,937.00	786.09	19,863.53	20,073.47	50.26 %
150-046-5614000-30	PROFESSIONAL SERVICES	19,574.00	20,874.00	2,161.87	13,276.38	7,597.62	36.40 %
150-046-5702000-30	BUILDING RENTAL	132,000.00	132,000.00	10,974.49	120,455.13	11,544.87	8.75 %
150-046-5906000-30	INVESTIGATIVE EXPENDITURE	22,000.00	23,000.00	285.00	5,935.36	17,064.64	74.19 %
150-046-6100000-30	BUILDINGS	50,000.00	54,000.00	0.00	53,624.56	375.44	0.70 %
150-046-6646000-30	CAPITAL OUTLAY-SHERIFF	63,144.00	57,387.00	0.00	55,598.30	1,788.70	3.12 %
Department: 046 - SHERIFF Total:		784,344.00	784,344.00	34,920.73	506,570.94	277,773.06	35.41 %
Fund: 150 - TAG GRANT Surplus (Deficit):		0.00	0.00	0.00	0.00	0.00	0.00 %
Fund: 164 - CDA SPATTF GRANT							
164-4203000	STATE GRANT REVENUE	404,523.00	404,523.00	0.00	282,100.02	-122,422.98	30.26 %
164-4204000	SPATTF REVENUE-FEDERAL	0.00	0.00	0.00	3,151.95	3,151.95	0.00 %
164-4700100	INTEREST INCOME-PROGRAM	0.00	0.00	67.43	7,043.21	7,043.21	0.00 %
164-4701000	INTEREST INCOME-FEDERAL	0.00	0.00	9.63	1,729.30	1,729.30	0.00 %
164-4800000	IN-KIND REVENUE	139,602.00	139,602.00	11,633.50	116,335.00	-23,267.00	16.67 %
164-4805200	SPATTF PROGRAM INCOME	0.00	0.00	0.00	28,630.75	28,630.75	0.00 %
164-8164011	XFER FROM GENERAL FUND	138,020.00	138,020.00	0.00	99,039.73	-38,980.27	28.24 %
Department: 040 - DISTRICT ATTORNEY							
164-040-5006000-25	STAFF EMPLOYEES	350,290.00	345,390.00	26,963.20	284,561.64	60,828.36	17.61 %
164-040-5101000-25	FICA	21,718.00	20,338.00	1,588.64	16,747.63	3,590.37	17.65 %
164-040-5102000-25	MEDICARE	5,079.00	4,759.00	371.53	3,916.79	842.21	17.70 %
164-040-5103000-25	RETIREMENT	36,991.00	36,411.00	2,837.44	30,000.42	6,410.58	17.61 %
164-040-5104000-25	GROUP HEALTH INSURANCE	45,186.00	39,909.00	3,060.30	33,022.98	6,886.02	17.25 %
164-040-5105000-25	GROUP DENTAL INSURANCE	2,490.00	2,733.00	210.16	2,259.21	473.79	17.34 %
164-040-5106000-25	LIFE INSURANCE	360.00	360.00	26.88	288.96	71.04	19.73 %
164-040-5107000-25	UNEMPLOYMENT INSURANCE	315.00	255.00	18.94	209.58	45.42	17.81 %
164-040-5109000-25	WORKER'S COMPENSATION	17,386.00	14,536.00	1,137.84	11,967.35	2,568.65	17.67 %
164-040-5201000-25	SUPPLIES/OTH OPER EXP	92,128.00	103,398.00	9,191.81	68,315.92	35,082.08	33.93 %
164-040-5231000-25	NON-CAPITAL EQUIPMENT	0.00	4,354.00	8,353.20	4,353.20	0.80	0.02 %
164-040-5503000-25	TRAVEL AND TRAINING	8,500.00	8,000.00	174.00	5,179.82	2,820.18	35.25 %
164-040-5622000-25	CONTRACT SERVICES	101,702.00	101,702.00	8,475.17	84,751.66	16,950.34	16.67 %
Department: 040 - DISTRICT ATTORNEY Total:		682,145.00	682,145.00	62,409.11	545,575.16	136,569.84	20.02 %
Fund: 164 - CDA SPATTF GRANT Surplus (Deficit):		0.00	0.00	-50,698.55	-7,545.20	-7,545.20	0.00 %
Fund: 601 - SEX OFFENDER CASELOAD 006 CCP							
601-4201300	CJAD FUNDING	112,604.00	119,742.00	31,720.00	119,742.00	0.00	0.00 %
Department: 057 - COMMUNITY SUPERVISION AND CORRECTIONS							
601-057-5006000-35	STAFF EMPLOYEES	93,629.00	99,660.00	7,550.70	81,343.31	18,316.69	18.38 %
601-057-5007000-35	OVERTIME COMPENSATION	1,500.00	1,500.00	0.00	930.04	569.96	38.00 %
601-057-5101000-35	FICA	5,898.00	6,271.00	433.10	4,759.22	1,511.78	24.11 %
601-057-5102000-35	MEDICARE	1,379.00	1,467.00	101.28	1,112.98	354.02	24.13 %
601-057-5103000-35	RETIREMENT	10,055.00	10,692.00	792.82	8,655.95	2,036.05	19.04 %
601-057-5107000-35	UNEMPLOYMENT INSURANCE	143.00	152.00	5.28	60.41	91.59	60.26 %
Department: 057 - COMMUNITY SUPERVISION AND CORRECTIONS		112,604.00	119,742.00	8,883.18	96,861.91	22,880.09	19.11 %
Fund: 601 - SEX OFFENDER CASELOAD 006 CCP Surplus (Deficit):		0.00	0.00	22,836.82	22,880.09	22,880.09	0.00 %
Fund: 602 - MHMR SPECIALIZED 012 DP							
602-4201300	CJAD FUNDING	94,620.00	94,620.00	23,655.00	94,620.00	0.00	0.00 %

Budget Report

For Fiscal: FY19 Aug Period Ending: 06/30/2019

		Original Total Budget	Current Total Budget	Period Activity	Fiscal Activity	Variance Favorable (Unfavorable)	Percent Remaining
602-8602606	XFER FROM BASIC 900-BS	14,712.00	21,852.00	0.00	15,109.33	-6,742.67	30.86 %
Department: 057 - COMMUNITY SUPERVISION AND CORRECTIONS							
602-057-5006000-35	STAFF EMPLOYEES	91,364.00	97,396.00	8,397.44	80,942.81	16,453.19	16.89 %
602-057-5007000-35	OVERTIME COMPENSATION	1,000.00	1,000.00	0.00	437.46	562.54	56.25 %
602-057-5101000-35	FICA	5,727.00	6,100.00	499.74	4,841.82	1,258.18	20.63 %
602-057-5102000-35	MEDICARE	1,339.00	1,427.00	116.88	1,132.41	294.59	20.64 %
602-057-5103000-35	RETIREMENT	9,763.00	10,401.00	881.72	8,561.69	1,839.31	17.68 %
602-057-5107000-35	UNEMPLOYMENT INSURANCE	139.00	148.00	5.88	59.80	88.20	59.59 %
Department: 057 - COMMUNITY SUPERVISION AND CORRECTIONS		109,332.00	116,472.00	9,901.66	95,975.99	20,496.01	17.60 %
Fund: 602 - MHRM SPECIALIZED 012 DP Surplus (Deficit):		0.00	0.00	13,753.34	13,753.34	13,753.34	0.00 %
Fund: 603 - SUBSTANCE ABUSE 003 DP							
603-4201300	CJAD FUNDING	34,219.00	34,219.00	8,554.00	34,219.00	0.00	0.00 %
603-8603606	XFER FROM BASIC 900-BS	17,173.00	21,040.00	0.00	15,228.64	-5,811.36	27.62 %
Department: 057 - COMMUNITY SUPERVISION AND CORRECTIONS							
603-057-5006000-35	STAFF EMPLOYEES	43,417.00	46,184.00	3,514.08	38,232.77	7,951.23	17.22 %
603-057-5007000-35	OVERTIME COMPENSATION	0.00	500.00	0.00	0.00	500.00	100.00 %
603-057-5101000-35	FICA	2,692.00	2,894.00	203.02	2,225.62	668.38	23.10 %
603-057-5102000-35	MEDICARE	629.00	677.00	47.48	520.50	156.50	23.12 %
603-057-5103000-35	RETIREMENT	4,589.00	4,934.00	368.98	4,022.61	911.39	18.47 %
603-057-5107000-35	UNEMPLOYMENT INSURANCE	65.00	70.00	2.46	28.16	41.84	59.77 %
Department: 057 - COMMUNITY SUPERVISION AND CORRECTIONS		51,392.00	55,259.00	4,136.02	45,029.66	10,229.34	18.51 %
Fund: 603 - SUBSTANCE ABUSE 003 DP Surplus (Deficit):		0.00	0.00	4,417.98	4,417.98	4,417.98	0.00 %
Fund: 604 - PRETRIAL 007 CCP							
604-4201300	CJAD FUNDING	118,876.00	130,306.00	35,434.00	130,306.00	0.00	0.00 %
604-8604606	XFER FROM BASIC 900-BS	0.00	0.00	0.00	1,246.85	1,246.85	0.00 %
Department: 057 - COMMUNITY SUPERVISION AND CORRECTIONS							
604-057-5006000-35	STAFF EMPLOYEES	100,427.00	110,083.00	8,391.04	90,719.46	19,363.54	17.59 %
604-057-5101000-35	FICA	6,227.00	6,826.00	470.02	5,134.93	1,691.07	24.77 %
604-057-5102000-35	MEDICARE	1,456.00	1,596.00	109.92	1,200.86	395.14	24.76 %
604-057-5103000-35	RETIREMENT	10,615.00	11,636.00	881.06	9,544.19	2,091.81	17.98 %
604-057-5107000-35	UNEMPLOYMENT INSURANCE	151.00	165.00	5.86	66.48	98.52	59.71 %
Department: 057 - COMMUNITY SUPERVISION AND CORRECTIONS		118,876.00	130,306.00	9,857.90	106,665.92	23,640.08	18.14 %
Fund: 604 - PRETRIAL 007 CCP Surplus (Deficit):		0.00	0.00	25,576.10	24,886.93	24,886.93	0.00 %
Fund: 606 - BASIC SUPERVISION 900 BS							
606-4201300	CJAD FUNDING	1,391,533.00	1,337,676.00	334,450.00	1,337,797.00	121.00	100.01 %
606-4270200	RIDER 80 STATE AID	294,352.00	294,352.00	73,557.00	294,231.00	-121.00	0.04 %
606-4328000	SAFPF	15,000.00	20,000.00	0.00	13,685.00	-6,315.00	31.58 %
606-4354000	PAYMENT BY PARTICIPANT	364,500.00	336,500.00	31,586.13	312,739.31	-23,760.69	7.06 %
606-4516000	COMM SUPERVISION FEES	1,550,000.00	1,400,000.00	113,314.58	1,161,041.34	-238,958.66	17.07 %
606-4700000	INTEREST INCOME	20,000.00	25,000.00	3,209.61	24,047.58	-952.42	3.81 %
606-4899000	OTHER REVENUE	63,500.00	53,500.00	6,245.33	44,633.52	-8,866.48	16.57 %
Department: 057 - COMMUNITY SUPERVISION AND CORRECTIONS							
606-057-5002000-35	APPOINTED OFFICIALS	107,889.00	111,207.00	8,554.38	91,895.79	19,311.21	17.37 %
606-057-5006000-35	STAFF EMPLOYEES	2,126,653.00	2,108,127.00	156,044.10	1,707,172.45	400,954.55	19.02 %
606-057-5007000-35	OVERTIME COMPENSATION	10,000.00	10,000.00	1,373.10	15,544.37	-5,544.37	-55.44 %
606-057-5009000-35	PART TIME POSITION	20,232.00	0.00	1,007.11	1,755.43	-1,755.43	0.00 %
606-057-5101000-35	FICA	140,416.00	138,571.00	9,768.24	106,949.78	31,621.22	22.82 %
606-057-5102000-35	MEDICARE	32,839.00	32,408.00	2,284.51	25,012.01	7,395.99	22.82 %
606-057-5103000-35	RETIREMENT	239,387.00	236,241.00	17,532.74	191,101.54	45,139.46	19.11 %
606-057-5107000-35	UNEMPLOYMENT INSURANCE	3,399.00	3,354.00	116.80	1,334.03	2,019.97	60.23 %
606-057-5201000-35	SUPPLIES/OTH OPER EXP	203,578.00	172,556.00	9,711.54	106,742.49	65,813.51	38.14 %
606-057-5406000-35	UTILITIES	12,480.00	12,480.00	96.81	7,143.56	5,336.44	42.76 %
606-057-5407000-35	EQUIPMENT	21,500.00	58,452.00	1,466.82	10,354.13	48,097.87	82.29 %
606-057-5503000-35	TRAVEL AND TRAINING	55,500.00	118,673.00	3,293.11	36,387.67	82,285.33	69.34 %
606-057-5614000-35	PROFESSIONAL SERVICES	281,633.00	120,248.00	-6,881.00	43,018.96	77,229.04	64.22 %

Budget Report

For Fiscal: FY19 Aug Period Ending: 06/30/2019

		Original Total Budget	Current Total Budget	Period Activity	Fiscal Activity	Variance Favorable (Unfavorable)	Percent Remaining
606-057-5622000-35	CONTRACT SERVICES	271,100.00	265,100.00	22,115.50	173,716.02	91,383.98	34.47 %
Department: 057 - COMMUNITY SUPERVISION AND CORRECTIONS		3,526,606.00	3,387,417.00	226,483.76	2,518,128.23	869,288.77	25.66 %
Department: 999 - TRANSFER							
606-999-9606602-00	XFER TO 012-DP MHI-MHMR	14,712.00	21,852.00	0.00	15,109.33	6,742.67	30.86 %
606-999-9606603-00	XFER TO 003-DP SUBSTANCE ABUS	17,173.00	21,040.00	0.00	15,228.64	5,811.36	27.62 %
606-999-9606604-00	XFER TO 007-CCP PRETRIAL	0.00	0.00	0.00	1,246.85	-1,246.85	0.00 %
606-999-9606607-00	XFER TO 003-CCP SUBSTANCE ABU	11,222.00	16,392.00	0.00	10,696.29	5,695.71	34.75 %
606-999-9606608-00	XFER TO 002-CCP DAY REPORT CCP	0.00	4,748.00	0.00	0.00	4,748.00	100.00 %
606-999-9606614-00	XFER TO 047-DP SWIFT COURT	11,051.00	12,393.00	0.00	9,971.83	2,421.17	19.54 %
606-999-9606616-00	XFER TO 028-CCP NON-MHI CASEL	0.00	0.00	0.00	211.20	-211.20	0.00 %
606-999-9606617-00	XFER TO 020-CRTC AFTERCARE	21,215.00	22,991.00	0.00	15,614.10	7,376.90	32.09 %
606-999-9606625-00	XFER TO 025-SO PL OUTPATIENT T	126,986.00	125,456.00	0.00	38,792.18	86,663.82	69.08 %
606-999-9606650-00	XFER TO 004-DP CORRECTIONS FAC	180,273.00	335,784.00	0.00	0.00	335,784.00	100.00 %
Department: 999 - TRANSFER Total:		382,632.00	560,656.00	0.00	106,870.42	453,785.58	80.94 %
Fund: 606 - BASIC SUPERVISION 900 BS Surplus (Deficit):		-210,353.00	-481,045.00	335,878.89	563,176.10	1,044,221.10	217.07 %
Fund: 607 - HIGH RISK DWI 18 CCP							
607-4201300	CJAD FUNDING	141,616.00	145,361.00	37,276.00	145,361.00	0.00	0.00 %
607-8607606	XFER FROM BASIC 900-BS	11,222.00	16,392.00	0.00	10,696.29	-5,695.71	34.75 %
Department: 057 - COMMUNITY SUPERVISION AND CORRECTIONS							
607-057-5006000-35	STAFF EMPLOYEES	129,118.00	136,650.00	10,280.96	110,933.17	25,716.83	18.82 %
607-057-5007000-35	OVERTIME COMPENSATION	0.00	0.00	0.00	242.66	-242.66	0.00 %
607-057-5101000-35	FICA	8,006.00	8,473.00	588.92	6,420.03	2,052.97	24.23 %
607-057-5102000-35	MEDICARE	1,872.00	1,981.00	137.74	1,501.51	479.49	24.20 %
607-057-5103000-35	RETIREMENT	13,648.00	14,444.00	1,079.50	11,696.50	2,747.50	19.02 %
607-057-5107000-35	UNEMPLOYMENT INSURANCE	194.00	205.00	7.20	81.74	123.26	60.13 %
Department: 057 - COMMUNITY SUPERVISION AND CORRECTIONS		152,838.00	161,753.00	12,094.32	130,875.61	30,877.39	19.09 %
Fund: 607 - HIGH RISK DWI 18 CCP Surplus (Deficit):		0.00	0.00	25,181.68	25,181.68	25,181.68	0.00 %
Fund: 608 - DAY RESOURCE 002 CCP							
608-4201300	CJAD FUNDING	107,303.00	80,065.00	12,839.00	80,065.00	0.00	0.00 %
608-8608606	XFER FROM BASIC 900-BS	0.00	4,748.00	0.00	0.00	-4,748.00	100.00 %
Department: 057 - COMMUNITY SUPERVISION AND CORRECTIONS							
608-057-5006000-35	STAFF EMPLOYEES	89,150.00	87,198.00	9,164.64	63,909.14	23,288.86	26.71 %
608-057-5007000-35	OVERTIME COMPENSATION	1,500.00	1,000.00	0.00	94.69	905.31	90.53 %
608-057-5101000-35	FICA	5,621.00	5,469.00	543.90	3,783.90	1,685.10	30.81 %
608-057-5102000-35	MEDICARE	1,314.00	1,279.00	127.20	884.83	394.17	30.82 %
608-057-5103000-35	RETIREMENT	9,582.00	9,323.00	739.68	6,175.12	3,147.88	33.76 %
608-057-5107000-35	UNEMPLOYMENT INSURANCE	136.00	132.00	6.42	46.74	85.26	64.59 %
Department: 057 - COMMUNITY SUPERVISION AND CORRECTIONS		107,303.00	104,401.00	10,581.84	74,894.42	29,506.58	28.26 %
Fund: 608 - DAY RESOURCE 002 CCP Surplus (Deficit):		0.00	-19,588.00	2,257.16	5,170.58	24,758.58	126.40 %
Fund: 614 - SWIFT COURT 047 DP							
614-4201300	CJAD FUNDING	39,000.00	39,000.00	9,750.00	39,000.00	0.00	0.00 %
614-8614606	XFER FROM BASIC 900-BS	11,051.00	12,393.00	0.00	9,971.83	-2,421.17	19.54 %
Department: 057 - COMMUNITY SUPERVISION AND CORRECTIONS							
614-057-5006000-35	STAFF EMPLOYEES	42,284.00	43,417.00	3,252.64	36,437.17	6,979.83	16.08 %
614-057-5007000-35	OVERTIME COMPENSATION	0.00	0.00	343.05	449.78	-449.78	0.00 %
614-057-5101000-35	FICA	2,622.00	2,692.00	219.98	2,167.48	524.52	19.48 %
614-057-5102000-35	MEDICARE	613.00	630.00	51.44	506.88	123.12	19.54 %
614-057-5103000-35	RETIREMENT	4,469.00	4,589.00	377.55	3,880.59	708.41	15.44 %
614-057-5107000-35	UNEMPLOYMENT INSURANCE	63.00	65.00	2.52	27.11	37.89	58.29 %
Department: 057 - COMMUNITY SUPERVISION AND CORRECTIONS		50,051.00	51,393.00	4,247.18	43,469.01	7,923.99	15.42 %
Fund: 614 - SWIFT COURT 047 DP Surplus (Deficit):		0.00	0.00	5,502.82	5,502.82	5,502.82	0.00 %
Fund: 615 - DRUG COURT 013 CCP							
615-4201300	CJAD FUNDING	50,051.00	51,235.00	13,104.00	51,235.00	0.00	0.00 %
Department: 057 - COMMUNITY SUPERVISION AND CORRECTIONS							
615-057-5006000-35	STAFF EMPLOYEES	42,284.00	43,284.00	3,252.64	35,965.89	7,318.11	16.91 %

		Original	Current	Period	Fiscal	Variance	Percent
		Total Budget	Total Budget	Activity	Activity	Favorable (Unfavorable)	Remaining
615-057-5101000-35	FICA	2,622.00	2,683.00	157.82	1,802.40	880.60	32.82 %
615-057-5102000-35	MEDICARE	613.00	628.00	36.92	421.62	206.38	32.86 %
615-057-5103000-35	RETIREMENT	4,469.00	4,575.00	341.52	3,783.69	791.31	17.30 %
615-057-5107000-35	UNEMPLOYMENT INSURANCE	63.00	65.00	2.28	26.41	38.59	59.37 %
Department: 057 - COMMUNITY SUPERVISION AND CORRECTIONS		50,051.00	51,235.00	3,791.18	42,000.01	9,234.99	18.02 %
Fund: 615 - DRUG COURT 013 CCP Surplus (Deficit):		0.00	0.00	9,312.82	9,234.99	9,234.99	0.00 %
Fund: 616 - NON MHI CASELOAD 028 CCP							
616-4201300	CJAD FUNDING	58,097.00	63,305.00	17,129.00	63,305.00	0.00	0.00 %
616-8616606	XFER FROM BASIC 900-BS	0.00	0.00	0.00	211.20	211.20	0.00 %
Department: 057 - COMMUNITY SUPERVISION AND CORRECTIONS							
616-057-5006000-35	STAFF EMPLOYEES	49,080.00	53,479.00	4,036.80	43,568.66	9,910.34	18.53 %
616-057-5101000-35	FICA	3,043.00	3,316.00	231.16	2,514.79	801.21	24.16 %
616-057-5102000-35	MEDICARE	712.00	776.00	54.06	588.15	187.85	24.21 %
616-057-5103000-35	RETIREMENT	5,188.00	5,653.00	423.86	4,583.56	1,069.44	18.92 %
616-057-5107000-35	UNEMPLOYMENT INSURANCE	74.00	81.00	2.82	31.93	49.07	60.58 %
Department: 057 - COMMUNITY SUPERVISION AND CORRECTIONS		58,097.00	63,305.00	4,748.70	51,287.09	12,017.91	18.98 %
Fund: 616 - NON MHI CASELOAD 028 CCP Surplus (Deficit):		0.00	0.00	12,380.30	12,229.11	12,229.11	0.00 %
Fund: 617 - CRTC AFTERCARE 020 DP							
617-4201300	CJAD FUNDING	78,888.00	78,888.00	19,722.00	78,888.00	0.00	0.00 %
617-8617606	XFER FROM BASIC 900-BS	21,215.00	22,991.00	0.00	15,614.10	-7,376.90	32.09 %
Department: 057 - COMMUNITY SUPERVISION AND CORRECTIONS							
617-057-5006000-35	STAFF EMPLOYEES	84,568.00	86,068.00	6,505.28	69,936.84	16,131.16	18.74 %
617-057-5007000-35	OVERTIME COMPENSATION	0.00	0.00	182.96	396.41	-396.41	0.00 %
617-057-5101000-35	FICA	5,243.00	5,336.00	370.40	3,929.04	1,406.96	26.37 %
617-057-5102000-35	MEDICARE	1,226.00	1,248.00	86.62	918.77	329.23	26.38 %
617-057-5103000-35	RETIREMENT	8,939.00	9,098.00	702.25	7,399.55	1,698.45	18.67 %
617-057-5107000-35	UNEMPLOYMENT INSURANCE	127.00	129.00	4.69	51.69	77.31	59.93 %
Department: 057 - COMMUNITY SUPERVISION AND CORRECTIONS		100,103.00	101,879.00	7,852.20	82,632.30	19,246.70	18.89 %
Fund: 617 - CRTC AFTERCARE 020 DP Surplus (Deficit):		0.00	0.00	11,869.80	11,869.80	11,869.80	0.00 %
Fund: 618 - VETERAN'S CASELOAD 043 DP							
618-4201300	CJAD FUNDING	60,722.00	60,722.00	15,179.00	60,722.00	0.00	0.00 %
Department: 057 - COMMUNITY SUPERVISION AND CORRECTIONS							
618-057-5006000-35	STAFF EMPLOYEES	42,284.00	43,917.00	3,252.64	35,572.60	8,344.40	19.00 %
618-057-5007000-35	OVERTIME COMPENSATION	500.00	0.00	533.63	1,372.20	-1,372.20	0.00 %
618-057-5101000-35	FICA	2,653.00	2,723.00	234.20	2,087.01	635.99	23.36 %
618-057-5102000-35	MEDICARE	620.00	637.00	54.78	488.06	148.94	23.38 %
618-057-5103000-35	RETIREMENT	4,522.00	4,642.00	397.56	3,886.67	755.33	16.27 %
618-057-5107000-35	UNEMPLOYMENT INSURANCE	64.00	66.00	2.65	27.14	38.86	58.88 %
618-057-5201000-35	SUPPLIES/OTH OPER EXP	0.00	2,240.00	0.00	0.00	2,240.00	100.00 %
618-057-5622000-35	CONTRACT SERVICES	10,079.00	10,742.00	1,265.00	8,370.00	2,372.00	22.08 %
Department: 057 - COMMUNITY SUPERVISION AND CORRECTIONS		60,722.00	64,967.00	5,740.46	51,803.68	13,163.32	20.26 %
Fund: 618 - VETERAN'S CASELOAD 043 DP Surplus (Deficit):		0.00	-4,245.00	9,438.54	8,918.32	13,163.32	310.09 %
Fund: 625 - SPOT CSCD RIDER 84 025 DP							
625-4201300	CJAD FUNDING	181,647.00	181,647.00	45,411.00	181,647.00	0.00	0.00 %
625-8625606	XFER FROM BASIC 900-BS	126,986.00	125,456.00	0.00	38,792.18	-86,663.82	69.08 %
Department: 057 - COMMUNITY SUPERVISION AND CORRECTIONS							
625-057-5006000-35	STAFF EMPLOYEES	230,839.00	199,432.00	15,207.69	163,863.66	35,568.34	17.83 %
625-057-5007000-35	OVERTIME COMPENSATION	13,000.00	0.00	0.00	49.83	-49.83	0.00 %
625-057-5101000-35	FICA	15,118.00	12,365.00	851.54	9,413.21	2,951.79	23.87 %
625-057-5102000-35	MEDICARE	3,536.00	2,892.00	199.16	2,201.58	690.42	23.87 %
625-057-5103000-35	RETIREMENT	25,774.00	21,080.00	1,596.80	17,245.31	3,834.69	18.19 %
625-057-5107000-35	UNEMPLOYMENT INSURANCE	366.00	299.00	10.64	120.42	178.58	59.73 %
625-057-5201000-35	SUPPLIES/OTH OPER EXP	0.00	2,500.00	0.00	0.00	2,500.00	100.00 %

Budget Report

For Fiscal: FY19 Aug Period Ending: 06/30/2019

		Original Total Budget	Current Total Budget	Period Activity	Fiscal Activity	Variance Favorable (Unfavorable)	Percent Remaining
625-057-5622000-35	CONTRACT SERVICES	20,000.00	68,535.00	0.00	0.00	68,535.00	100.00 %
Department: 057 - COMMUNITY SUPERVISION AND CORRECTIONS		308,633.00	307,103.00	17,865.83	192,894.01	114,208.99	37.19 %
Fund: 625 - SPOT CSCD RIDER 84 025 DP Surplus (Deficit):		0.00	0.00	27,545.17	27,545.17	27,545.17	0.00 %
Fund: 640 - PRE TRIAL RELEASE							
640-4363000	PRETRIAL FEES	11,000.00	11,000.00	1,405.80	5,933.00	-5,067.00	46.06 %
640-8640011	XFER FROM GENERAL FUND	311,553.00	311,553.00	0.00	192,157.22	-119,395.78	38.32 %
Department: 057 - COMMUNITY SUPERVISION AND CORRECTIONS							
640-057-5006000-35	STAFF EMPLOYEES	203,550.00	203,550.00	15,205.91	154,555.21	48,994.79	24.07 %
640-057-5101000-35	FICA	12,620.00	12,620.00	858.42	8,803.93	3,816.07	30.24 %
640-057-5102000-35	MEDICARE	2,952.00	2,952.00	200.76	2,058.93	893.07	30.25 %
640-057-5103000-35	RETIREMENT	21,495.00	21,495.00	1,596.62	16,259.02	5,235.98	24.36 %
640-057-5107000-35	UNEMPLOYMENT INSURANCE	183.00	183.00	10.64	113.40	69.60	38.03 %
640-057-5231000-35	NON-CAPITAL EQUIPMENT	15,350.00	15,350.00	0.00	0.00	15,350.00	100.00 %
640-057-5503000-35	TRAVEL AND TRAINING	5,000.00	5,000.00	789.73	2,038.65	2,961.35	59.23 %
640-057-5614000-35	PROFESSIONAL SERVICES	46,403.00	46,403.00	3,960.50	36,777.74	9,625.26	20.74 %
640-057-5622000-35	CONTRACT SERVICES	15,000.00	15,000.00	0.00	0.00	15,000.00	100.00 %
Department: 057 - COMMUNITY SUPERVISION AND CORRECTIONS		322,553.00	322,553.00	22,622.58	220,606.88	101,946.12	31.61 %
Fund: 640 - PRE TRIAL RELEASE Surplus (Deficit):		0.00	0.00	-21,216.78	-22,516.66	-22,516.66	0.00 %
Fund: 650 - COURT RESIDENTIAL 004 DP							
650-4201300	CJAD FUNDING	3,675,664.00	3,675,664.00	918,916.00	3,675,664.00	0.00	0.00 %
650-4354000	PAYMENT BY PARTICIPANT	350,000.00	390,000.00	31,764.95	326,058.85	-63,941.15	16.40 %
650-4899000	OTHER REVENUE	23,500.00	19,300.00	1,705.96	20,275.89	975.89	105.06 %
650-8650606	XFER FROM BASIC 900-BS	180,273.00	335,784.00	0.00	0.00	-335,784.00	100.00 %
Department: 057 - COMMUNITY SUPERVISION AND CORRECTIONS							
650-057-5006000-35	STAFF EMPLOYEES	2,431,839.00	2,475,150.00	189,058.91	2,020,433.20	454,716.80	18.37 %
650-057-5007000-35	OVERTIME COMPENSATION	6,948.00	6,948.00	1,126.95	2,433.10	4,514.90	64.98 %
650-057-5009000-35	PART TIME POSITION	31,411.00	31,575.00	2,416.10	25,973.09	5,601.91	17.74 %
650-057-5101000-35	FICA	153,152.00	155,848.00	11,412.29	121,023.33	34,824.67	22.35 %
650-057-5102000-35	MEDICARE	35,818.00	36,448.00	2,669.03	28,303.78	8,144.22	22.34 %
650-057-5103000-35	RETIREMENT	261,100.00	265,696.00	20,005.15	213,481.38	52,214.62	19.65 %
650-057-5107000-35	UNEMPLOYMENT INSURANCE	3,705.00	3,770.00	134.90	1,504.17	2,265.83	60.10 %
650-057-5201000-35	SUPPLIES/OTH OPER EXP	479,512.00	495,303.00	28,792.21	346,953.89	148,349.11	29.95 %
650-057-5405000-35	FACILITIES	483,732.00	485,059.00	40,311.00	403,110.00	81,949.00	16.89 %
650-057-5406000-35	UTILITIES	169,185.00	164,782.00	9,775.66	96,753.90	68,028.10	41.28 %
650-057-5407000-35	EQUIPMENT	10,000.00	64,015.00	30,274.69	45,044.76	18,970.24	29.63 %
650-057-5503000-35	TRAVEL AND TRAINING	44,300.00	119,678.00	4,137.96	32,826.68	86,851.32	72.57 %
650-057-5614000-35	PROFESSIONAL SERVICES	11,108.00	16,264.00	9,829.00	10,271.98	5,992.02	36.84 %
650-057-5622000-35	CONTRACT SERVICES	107,627.00	100,212.00	4,166.67	63,454.92	36,757.08	36.68 %
Department: 057 - COMMUNITY SUPERVISION AND CORRECTIONS		4,229,437.00	4,420,748.00	354,110.52	3,411,568.18	1,009,179.82	22.83 %
Fund: 650 - COURT RESIDENTIAL 004 DP Surplus (Deficit):		0.00	0.00	598,276.39	610,430.56	610,430.56	0.00 %
Report Surplus (Deficit):		-210,353.00	-504,878.00	869,817.21	1,510,131.49	2,015,009.49	399.11 %

Budget Report

For Fiscal: 2018-2019 Period Ending 06/30/19

Fund Summary
for
August Year-End Funds

Group Summary

Department	Original Total Budget	Current Total Budget	Period Activity	Fiscal Activity	Variance Favorable (Unfavorable)	Percent Remaining
Fund: 046 - TJJD (P) JJAEP GRANT						
	80,000.00	88,640.00	0.00	47,254.00	-41,386.00	46.69 %
051 - JUVENILE PROBATION	80,000.00	88,640.00	0.00	8,637.50	80,002.50	90.26 %
Fund: 046 - TJJD (P) JJAEP GRANT Surplus (Deficit):	0.00	0.00	0.00	38,616.50	38,616.50	0.00 %
Fund: 047 - TJJD (R) REGIONAL DIVERSION GRANT						
	0.00	26,708.00	1,302.00	14,322.00	-12,386.00	46.38 %
051 - JUVENILE PROBATION	0.00	26,708.00	0.00	15,627.82	11,080.18	41.49 %
Fund: 047 - TJJD (R) REGIONAL DIVERSION GRANT Surplus (Deficit):	0.00	0.00	1,302.00	-1,305.82	-1,305.82	0.00 %
Fund: 054 - TJJD (A) JUVENILE PROBATION COMMISSION GRANT						
	2,068,888.00	2,077,808.00	136,363.00	1,503,993.00	-573,815.00	27.62 %
051 - JUVENILE PROBATION	2,068,888.00	2,077,808.00	102,444.00	1,160,752.44	917,055.56	44.14 %
Fund: 054 - TJJD (A) JUVENILE PROBATION COMMISSION GRANT S	0.00	0.00	33,919.00	343,240.56	343,240.56	0.00 %
Fund: 055 - JUVENILE DETENTION						
	4,404,048.00	4,404,048.00	76,020.00	2,792,194.05	-1,611,853.95	36.60 %
051 - JUVENILE PROBATION	4,404,048.00	4,404,048.00	259,230.45	2,975,404.50	1,428,643.50	32.44 %
Fund: 055 - JUVENILE DETENTION Surplus (Deficit):	0.00	0.00	-183,210.45	-183,210.45	-183,210.45	0.00 %
Fund: 057 - JUVENILE FOOD SERVICE						
	375,082.00	379,082.00	12,026.30	264,386.41	-114,695.59	30.26 %
051 - JUVENILE PROBATION	375,082.00	379,082.00	21,466.19	260,904.90	118,177.10	31.17 %
Fund: 057 - JUVENILE FOOD SERVICE Surplus (Deficit):	0.00	0.00	-9,439.89	3,481.51	3,481.51	0.00 %
Fund: 064 - TJJD (E) TITLE IV E GRANT						
	272,422.00	275,922.00	2,853.69	105,263.19	-170,658.81	61.85 %
051 - JUVENILE PROBATION	272,422.00	275,922.00	11,577.07	113,986.57	161,935.43	58.69 %
Fund: 064 - TJJD (E) TITLE IV E GRANT Surplus (Deficit):	0.00	0.00	-8,723.38	-8,723.38	-8,723.38	0.00 %
Fund: 066 - CJD RE ENTRY DRUG COURT GRANT						
	40,953.00	40,953.00	0.00	22,461.69	-18,491.31	45.15 %
014 - COURTS	40,953.00	40,953.00	-1,663.90	21,799.78	19,153.22	46.77 %
Fund: 066 - CJD RE ENTRY DRUG COURT GRANT Surplus (Deficit):	0.00	0.00	1,663.90	661.91	661.91	0.00 %
Fund: 067 - CJD DWI COURT GRANT						
	36,612.00	36,612.00	0.00	15,246.47	-21,365.53	58.36 %
014 - COURTS	36,612.00	36,612.00	-991.36	14,255.11	22,356.89	61.06 %
Fund: 067 - CJD DWI COURT GRANT Surplus (Deficit):	0.00	0.00	991.36	991.36	991.36	0.00 %
Fund: 072 - CJD DRUG COURT GRANT						
	48,991.00	48,991.00	0.00	13,838.34	-35,152.66	71.75 %
014 - COURTS	48,991.00	48,991.00	-1,002.19	12,594.65	36,396.35	74.29 %
Fund: 072 - CJD DRUG COURT GRANT Surplus (Deficit):	0.00	0.00	1,002.19	1,243.69	1,243.69	0.00 %
Fund: 126 - VINE GRANT						
	27,716.00	28,547.00	0.00	21,410.07	-7,136.93	25.00 %
046 - SHERIFF	27,716.00	28,547.00	0.00	21,410.07	7,136.93	25.00 %
Fund: 126 - VINE GRANT Surplus (Deficit):	0.00	0.00	0.00	0.00	0.00	0.00 %
Fund: 150 - TAG GRANT						
	784,344.00	784,344.00	34,920.73	506,570.94	-277,773.06	35.41 %
046 - SHERIFF	784,344.00	784,344.00	34,920.73	506,570.94	277,773.06	35.41 %
Fund: 150 - TAG GRANT Surplus (Deficit):	0.00	0.00	0.00	0.00	0.00	0.00 %
Fund: 164 - CDA SPATTF GRANT						
	682,145.00	682,145.00	11,710.56	538,029.96	-144,115.04	21.13 %
040 - DISTRICT ATTORNEY	682,145.00	682,145.00	62,409.11	545,575.16	136,569.84	20.02 %
Fund: 164 - CDA SPATTF GRANT Surplus (Deficit):	0.00	0.00	-50,698.55	-7,545.20	-7,545.20	0.00 %
Fund: 601 - SEX OFFENDER CASELOAD 006 CCP						
	112,604.00	119,742.00	31,720.00	119,742.00	0.00	0.00 %
057 - COMMUNITY SUPERVISION AND CORRECTIONS	112,604.00	119,742.00	8,883.18	96,861.91	22,880.09	19.11 %
Fund: 601 - SEX OFFENDER CASELOAD 006 CCP Surplus (Deficit):	0.00	0.00	22,836.82	22,880.09	22,880.09	0.00 %

Budget Report

For Fiscal: FY19 Aug Period Ending: 06/30/2019

Department	Original Total Budget	Current Total Budget	Period Activity	Fiscal Activity	Variance Favorable (Unfavorable)	Percent Remaining
Fund: 602 - MHMR SPECIALIZED 012 DP						
	109,332.00	116,472.00	23,655.00	109,729.33	-6,742.67	5.79 %
057 - COMMUNITY SUPERVISION AND CORRECTIONS	109,332.00	116,472.00	9,901.66	95,975.99	20,496.01	17.60 %
Fund: 602 - MHMR SPECIALIZED 012 DP Surplus (Deficit):	0.00	0.00	13,753.34	13,753.34	13,753.34	0.00 %
Fund: 603 - SUBSTANCE ABUSE 003 DP						
	51,392.00	55,259.00	8,554.00	49,447.64	-5,811.36	10.52 %
057 - COMMUNITY SUPERVISION AND CORRECTIONS	51,392.00	55,259.00	4,136.02	45,029.66	10,229.34	18.51 %
Fund: 603 - SUBSTANCE ABUSE 003 DP Surplus (Deficit):	0.00	0.00	4,417.98	4,417.98	4,417.98	0.00 %
Fund: 604 - PRETRIAL 007 CCP						
	118,876.00	130,306.00	35,434.00	131,552.85	1,246.85	0.96 %
057 - COMMUNITY SUPERVISION AND CORRECTIONS	118,876.00	130,306.00	9,857.90	106,665.92	23,640.08	18.14 %
Fund: 604 - PRETRIAL 007 CCP Surplus (Deficit):	0.00	0.00	25,576.10	24,886.93	24,886.93	0.00 %
Fund: 606 - BASIC SUPERVISION 900 BS						
	3,698,885.00	3,467,028.00	562,362.65	3,188,174.75	-278,853.25	8.04 %
057 - COMMUNITY SUPERVISION AND CORRECTIONS	3,526,606.00	3,387,417.00	226,483.76	2,518,128.23	869,288.77	25.66 %
999 - TRANSFER	382,632.00	560,656.00	0.00	106,870.42	453,785.58	80.94 %
Fund: 606 - BASIC SUPERVISION 900 BS Surplus (Deficit):	-210,353.00	-481,045.00	335,878.89	563,176.10	1,044,221.10	217.07 %
Fund: 607 - HIGH RISK DWI 18 CCP						
	152,838.00	161,753.00	37,276.00	156,057.29	-5,695.71	3.52 %
057 - COMMUNITY SUPERVISION AND CORRECTIONS	152,838.00	161,753.00	12,094.32	130,875.61	30,877.39	19.09 %
Fund: 607 - HIGH RISK DWI 18 CCP Surplus (Deficit):	0.00	0.00	25,181.68	25,181.68	25,181.68	0.00 %
Fund: 608 - DAY RESOURCE 002 CCP						
	107,303.00	84,813.00	12,839.00	80,065.00	-4,748.00	5.60 %
057 - COMMUNITY SUPERVISION AND CORRECTIONS	107,303.00	104,401.00	10,581.84	74,894.42	29,506.58	28.26 %
Fund: 608 - DAY RESOURCE 002 CCP Surplus (Deficit):	0.00	-19,588.00	2,257.16	5,170.58	24,758.58	126.40 %
Fund: 614 - SWIFT COURT 047 DP						
	50,051.00	51,393.00	9,750.00	48,971.83	-2,421.17	4.71 %
057 - COMMUNITY SUPERVISION AND CORRECTIONS	50,051.00	51,393.00	4,247.18	43,469.01	7,923.99	15.42 %
Fund: 614 - SWIFT COURT 047 DP Surplus (Deficit):	0.00	0.00	5,502.82	5,502.82	5,502.82	0.00 %
Fund: 615 - DRUG COURT 013 CCP						
	50,051.00	51,235.00	13,104.00	51,235.00	0.00	0.00 %
057 - COMMUNITY SUPERVISION AND CORRECTIONS	50,051.00	51,235.00	3,791.18	42,000.01	9,234.99	18.02 %
Fund: 615 - DRUG COURT 013 CCP Surplus (Deficit):	0.00	0.00	9,312.82	9,234.99	9,234.99	0.00 %
Fund: 616 - NON MHI CASELOAD 028 CCP						
	58,097.00	63,305.00	17,129.00	63,516.20	211.20	0.33 %
057 - COMMUNITY SUPERVISION AND CORRECTIONS	58,097.00	63,305.00	4,748.70	51,287.09	12,017.91	18.98 %
Fund: 616 - NON MHI CASELOAD 028 CCP Surplus (Deficit):	0.00	0.00	12,380.30	12,229.11	12,229.11	0.00 %
Fund: 617 - CRTC AFTERCARE 020 DP						
	100,103.00	101,879.00	19,722.00	94,502.10	-7,376.90	7.24 %
057 - COMMUNITY SUPERVISION AND CORRECTIONS	100,103.00	101,879.00	7,852.20	82,632.30	19,246.70	18.89 %
Fund: 617 - CRTC AFTERCARE 020 DP Surplus (Deficit):	0.00	0.00	11,869.80	11,869.80	11,869.80	0.00 %
Fund: 618 - VETERAN'S CASELOAD 043 DP						
	60,722.00	60,722.00	15,179.00	60,722.00	0.00	0.00 %
057 - COMMUNITY SUPERVISION AND CORRECTIONS	60,722.00	64,967.00	5,740.46	51,803.68	13,163.32	20.26 %
Fund: 618 - VETERAN'S CASELOAD 043 DP Surplus (Deficit):	0.00	-4,245.00	9,438.54	8,918.32	13,163.32	310.09 %
Fund: 625 - SPOT CSCD RIDER 84 025 DP						
	308,633.00	307,103.00	45,411.00	220,439.18	-86,663.82	28.22 %
057 - COMMUNITY SUPERVISION AND CORRECTIONS	308,633.00	307,103.00	17,865.83	192,894.01	114,208.99	37.19 %
Fund: 625 - SPOT CSCD RIDER 84 025 DP Surplus (Deficit):	0.00	0.00	27,545.17	27,545.17	27,545.17	0.00 %
Fund: 640 - PRE TRIAL RELEASE						
	322,553.00	322,553.00	1,405.80	198,090.22	-124,462.78	38.59 %
057 - COMMUNITY SUPERVISION AND CORRECTIONS	322,553.00	322,553.00	22,622.58	220,606.88	101,946.12	31.61 %
Fund: 640 - PRE TRIAL RELEASE Surplus (Deficit):	0.00	0.00	-21,216.78	-22,516.66	-22,516.66	0.00 %

Budget Report

For Fiscal: FY19 Aug Period Ending: 06/30/2019

Department	Original Total Budget	Current Total Budget	Period Activity	Fiscal Activity	Variance	
					Favorable (Unfavorable)	Percent Remaining
Fund: 650 - COURT RESIDENTIAL 004 DP	4,229,437.00	4,420,748.00	952,386.91	4,021,998.74	-398,749.26	9.02 %
057 - COMMUNITY SUPERVISION AND CORRECTIONS	4,229,437.00	4,420,748.00	354,110.52	3,411,568.18	1,009,179.82	22.83 %
Fund: 650 - COURT RESIDENTIAL 004 DP Surplus (Deficit):	0.00	0.00	598,276.39	610,430.56	610,430.56	0.00 %
Report Surplus (Deficit):	-210,353.00	-504,878.00	869,817.21	1,510,131.49	2,015,009.49	399.11 %

Fund Summary

Fund	Original Total Budget	Current Total Budget	Period Activity	Fiscal Activity	Variance Favorable (Unfavorable)
046 - TJJD (P) JJAEP GRANT	0.00	0.00	0.00	38,616.50	38,616.50
047 - TJJD (R) REGIONAL DIVERSIC	0.00	0.00	1,302.00	-1,305.82	-1,305.82
054 - TJJD (A) JUVENILE PROBATIC	0.00	0.00	33,919.00	343,240.56	343,240.56
055 - JUVENILE DETENTION	0.00	0.00	-183,210.45	-183,210.45	-183,210.45
057 - JUVENILE FOOD SERVICE	0.00	0.00	-9,439.89	3,481.51	3,481.51
064 - TJJD (E) TITLE IV E GRANT	0.00	0.00	-8,723.38	-8,723.38	-8,723.38
066 - CJD RE ENTRY DRUG COURT	0.00	0.00	1,663.90	661.91	661.91
067 - CJD DWI COURT GRANT	0.00	0.00	991.36	991.36	991.36
072 - CJD DRUG COURT GRANT	0.00	0.00	1,002.19	1,243.69	1,243.69
126 - VINE GRANT	0.00	0.00	0.00	0.00	0.00
150 - TAG GRANT	0.00	0.00	0.00	0.00	0.00
164 - CDA SPATTF GRANT	0.00	0.00	-50,698.55	-7,545.20	-7,545.20
601 - SEX OFFENDER CASELOAD 0	0.00	0.00	22,836.82	22,880.09	22,880.09
602 - MHMR SPECIALIZED 012 DP	0.00	0.00	13,753.34	13,753.34	13,753.34
603 - SUBSTANCE ABUSE 003 DP	0.00	0.00	4,417.98	4,417.98	4,417.98
604 - PRETRIAL 007 CCP	0.00	0.00	25,576.10	24,886.93	24,886.93
606 - BASIC SUPERVISION 900 BS	-210,353.00	-481,045.00	335,878.89	563,176.10	1,044,221.10
607 - HIGH RISK DWI 18 CCP	0.00	0.00	25,181.68	25,181.68	25,181.68
608 - DAY RESOURCE 002 CCP	0.00	-19,588.00	2,257.16	5,170.58	24,758.58
614 - SWIFT COURT 047 DP	0.00	0.00	5,502.82	5,502.82	5,502.82
615 - DRUG COURT 013 CCP	0.00	0.00	9,312.82	9,234.99	9,234.99
616 - NON MHI CASELOAD 028 CC	0.00	0.00	12,380.30	12,229.11	12,229.11
617 - CRTA AFTERCARE 020 DP	0.00	0.00	11,869.80	11,869.80	11,869.80
618 - VETERAN'S CASELOAD 043 I	0.00	-4,245.00	9,438.54	8,918.32	13,163.32
625 - SPOT CSCD RIDER 84 025 DF	0.00	0.00	27,545.17	27,545.17	27,545.17
640 - PRE TRIAL RELEASE	0.00	0.00	-21,216.78	-22,516.66	-22,516.66
650 - COURT RESIDENTIAL 004 DP	0.00	0.00	598,276.39	610,430.56	610,430.56
Report Surplus (Deficit):	-210,353.00	-504,878.00	869,817.21	1,510,131.49	2,015,009.49