

LUBBOCK COUNTY, TEXAS  
Monthly Unaudited Financial Report  
June 30, 2020



Prepared By:  
County Auditor's Office

**Kathy Williams**  
**County Auditor**

Rhonda Scott  
1<sup>st</sup> Assistant Auditor

Members of Government Finance Officers Association of  
the United States and Canada  
This report is available on the Internet

Unaudited Monthly Financial Report  
June 30, 2020  
Table of Contents

<b>Description</b>	<b>Page Number</b>
County Auditor's Letter of Transmittal	1
<b>Financial Statements:</b>	
❖ Consolidated Balance Sheet – All Funds	2-6
❖ Bank Balances – All Funds	7
❖ Revenue Report – Account Summary	8-51
❖ Revenue Report – Group/Fund Summary	52-72
❖ Venue HOT & STVR Tax	27, 57, 68
<b>Schedules:</b>	
❖ Debt Service Maturity Schedules	73-77
❖ Investment Schedules	78-80
❖ Schedule of Transfers between Funds	81
❖ Sales Tax Summary	82
❖ Ad Valorem Collection Summary	83-84
<b>Budget Status:</b>	
❖ Budget Report – Account Summary	85-159
❖ Budget Report – Group/Fund Summary	160-183
❖ Venue HOT & STVR Tax	129, 167, 180

# LUBBOCK COUNTY

**Kathy Williams**  
County Auditor

**Rhonda Scott**  
First Assistant Auditor



P.O. Box 10536  
916 Main, Suite 700  
Lubbock, Texas 79408-3536  
Phone: (806) 775-1097  
Fax: (806) 775-7917

November 16, 2020

The Honorable District Judges and the Honorable Members of the Commissioners' Court:

The unaudited and unadjusted financial report of Lubbock County, Texas, for the month ended June 30, 2020, is hereby submitted as required by the Local Governmental Code 114.025.

This report is presented in three sections, namely: Financial Statements, Schedules, and Budget Status.

Although this report is self explanatory, please do not hesitate to call the County Auditor's office for more information at (806) 775-1097. This report can be seen on the Internet at [www.co.lubbock.tx.us](http://www.co.lubbock.tx.us).

Respectfully submitted,

A handwritten signature in blue ink that reads "Kathy Williams".

Kathy Williams  
County Auditor

11/02/2020 17:19  
RScott

Lubbock County  
CONSOLIDATED BALANCE SHEET FOR 2020 9

P 1  
glbalsht

OBJ	OBJ DESCRIPTION	NET CHANGE FOR PERIOD	ACCOUNT BALANCE
ASSETS			
100200	CASH ACCOUNT	115,181.82	2,205,203.68
100201	JURY FUND	.00	3,000.00
100202	FEDERAL TAX ACCOUNT	.00	5,000.00
100204	WTRPD FOR CAPITAL CASES	-14,512.68	1,219,033.61
100205	SO FORFEITED CONTRABAND	5,898.07	276,717.28
100206	SO INMATE COMMISSARY ACCOUNT	85,593.98	2,971,805.91
100207	SO INMATE PROGRAM DONATIONS	.00	7,154.96
100208	CDA BUSINESS CRIMES	2,819.98	62,352.14
100209	CDA FORFEITED ASSETS	-770.73	69,461.26
100210	SPAT PROGRAM INCOME	8.80	39,177.48
100211	SPAT FEDERAL INCOME	1.18	5,259.62
100212	CDA JAG 18	17.97	80,029.42
100214	CDA JAG 17	10.72	47,748.00
100215	CDA JAG 19	21.10	93,994.38
100235	JP1 CREDIT CARD	2,046.40	14,363.30
100236	JP1 E FILE ACCOUNT	.00	2,466.10
100238	JP2 CREDIT CARD	9,988.87	15,866.02
100239	JP2 E FILE ACCOUNT	.00	2,820.00
100241	JP3 CREDIT CARD	425.35	6,210.60
100242	JP3 E FILE ACCOUNT	.00	2,470.00
100244	JP4 CREDIT CARD	-3,830.00	19,907.00
100245	JP4 E FILE ACCOUNT	.00	3,559.00
100263	DRC REVENUE ACCOUNT	1,287.50	1,931.25
100400	CHANGE FUNDS	.00	2,250.00
100403	CDA DEA INVESTIGATION	.00	10,000.00
100802	INVESTMENTS	.00	341,514.42
101901	DEA CASH LNB	20.72	236,151.23
105000	CLAIM ON CASH	2,062,684.98	109,765,771.46
117000	DELINQUENT TAXES	.00	2,616,541.23
117001	PRE 1972 DELINQUENT TAXES	.00	260,782.88
119900	EST UNCOLL DLNQNT TAXES	.00	-2,649,415.85
122100	ACCOUNTS RECEIVABLE	201,270.00	1,965,535.14
122200	ACCOUNTS RECEIVABLE-GRANTS	-62,442.87	78,774.86
126300	WOODROW VFD	.00	100,000.00
126500	WEST CARLISLE VFD	.00	28,094.51
126600	NEW DEAL VFD	.00	14,000.00
127000	IDALOU VFD	.00	20,000.00
127400	BUFFALO SPRINGS VFD	.00	23,000.00
129000	RETURNED CHECKS RECEIVABLE	.00	3,055.32
131100	ANDREWS COUNTY	.00	6,710.00
131700	HALE COUNTY	.00	2,756.62
131800	HOCKLEY COUNTY	9.40	7,391.88
131850	HUNT COUNTY	1,028.07	9,954.50
131900	LYNN COUNTY	-1,300.00	.00
132000	WARD COUNTY	-1,700.00	.00
132200	TERRY COUNTY	-100.00	1,300.00
132400	PECOS COUNTY	1,991.13	7,962.61
132600	DAWSON COUNTY	4,400.00	4,400.00



OBJ	OBJ DESCRIPTION	NET CHANGE FOR PERIOD	ACCOUNT BALANCE
<b>ASSETS</b>			
132800	BAILEY/PARMER COUNTIES	-5,600.00	1,500.00
132900	MOORE COUNTY	510.00	510.00
133000	WICHITA COUNTY	-2,960.43	15,539.57
133100	DEAF SMITH COUNTY	3,700.00	4,700.00
133300	TAYLOR COUNTY	-1,100.00	.00
133400	HUTCHINSON COUNTY	-500.00	1,000.00
133500	REEVES COUNTY	2,400.00	2,400.00
133900	WHEELER COUNTY	.00	875.00
134000	HOWARD COUNTY	-500.00	2,400.00
135300	SWISHER/CASTRO COUNTY	-2,300.00	1,200.00
135701	OCHILTREE COUNTY	1,862.86	8,847.58
135801	CHILDRESS COUNTY	900.00	3,200.00
139800	FINES, FEES, COURT COST REC	.00	916,101.96
139900	FINES, FEES ALLOW FOR UNCOLL	.00	-183,220.39
146100	DUE FROM CDA AGENCY FUND	.00	647.00
147001	UNAMORTIZED PREM/DISC	.00	-69,772.22
147500	ADVANCE TO DISP RES FUND	.00	50.00
150200	DUE FROM COUNTY CLERK	.00	950.00
150300	DUE FROM DISTRICT CLERK	.00	550.00
150400	DUE FROM JP PRECINCT 1 FUND	.00	10,200.00
150500	DUE FROM JP PRECINCT 2 FUND	.00	10,300.00
150600	DUE FROM JP PRECINCT 3 FUND	.00	15,140.00
150700	DUE FROM JP PRECINCT 4 FUND	.00	10,000.00
151000	DUE FROM TAX AGENCY	.00	8,750.00
154000	DUE FROM INSURANCE CLEARING	.00	15,000.00
154600	DUE FROM SHERIFF AGENCY	.00	8,000.00
158100	DUE FROM LAW LIBRARY	.00	50.00
162100	PREPAID INSURANCE	.00	94,424.19
162600	PREPAID EXPENSES/CONTRACTS	25,105.40	144,795.10
170000	SUPPLIES ON HAND	.00	1,458.80
	<b>TOTAL ASSETS</b>	<b>2,431,567.59</b>	<b>121,037,658.41</b>
<b>LIABILITIES</b>			
200000	FICA TAXES PAYABLE	-9,043.30	-272,798.93
200100	MEDICARE	-2,115.36	-63,799.95
200200	WITHHOLDING PAYABLE	-7,948.25	-196,306.06
200300	RETIREMENT PAYABLE	-15,658.01	-403,529.82
200400	HEALTH INSURANCE PAYABLE	394,492.41	-14.92
200500	UNEMPLOYMENT PAYABLE	283.53	-39.92
200700	WORKERS COMP PAYABLE	-92,406.11	-232,270.11
200900	PAYABLE TO UNITED WAY	2.00	-973.65
201000	DEFERRED COMP PAYABLE	-100.00	-10,462.30
201100	PARKING WITHHELD	34.50	-2,734.50
201200	DENTAL INSURANCE PAYABLE	24,703.91	-10.01
201401	SUPPLEMENTAL LIFE & AD&D	17,370.22	-28.18
201600	CHILD SUPPORT PAYABLE	-190.24	-11,231.60

OBJ	OBJ DESCRIPTION	NET CHANGE FOR PERIOD	ACCOUNT BALANCE
<b>LIABILITIES</b>			
201700	GARNISHMENTS PAYABLE	.00	-1,204.62
201800	CHILD SUPPORT PAYABLE	-50.64	-1,260.43
202500	FSA-MEDICAL PAYABLE	750.18	-38,225.14
202600	FSA-CHILD CARE PAYABLE	.00	-1,746.59
202900	VISION PAYABLE	4,466.52	-19.51
204100	LEOSE-CONSTABLE 1	.00	-7,177.33
204200	LEOSE-CONSTABLE 2	.00	-4,221.68
204300	LEOSE-CONSTABLE 3	98.99	-3,352.53
204400	LEOSE-CONSTABLE 4	.00	-7,111.49
210000	ACCOUNTS PAYABLE	369,270.49	-2,226,547.62
210100	ACCOUNTS PAYABLE PENDING	-28,685.96	-36,851.67
210200	RETAINAGE PAYABLE	.00	-65,491.85
210600	PURCHASING CARD LIABILITY	.00	7,558.82
220110	JP PREC 1 DUE TO OTHERS	-1,856.00	-14,879.84
220210	JP PREC 2 DUE TO OTHERS	-5,972.20	-75,651.77
220300	JP PREC 3 DUE TO OTHERS	-1,904.50	-42,681.37
220430	JP PREC 4 DUE TO OTHERS	-1,177.99	-92,958.37
221110	DUE TO COLLECTION AGENCY	-330.08	-802.61
221200	DUE TO CHILD PASS SAFETY SEAT	.17	-.67
223100	DUE TO (CVC) COMP TO VICTIMS	-51.07	-121.27
223200	DUE TO CJC	-14.20	-21.19
223300	DUE TO LEOA	-.67	-1.01
223400	DUE TO JCPT	-.52	-5.94
223600	DUE TO JPD	-32.00	-72.00
223800	DUE TO ARREST FEE-STATE	1,469.39	-689.19
223900	DUE TO LEMI	-.33	-.51
224000	DUE TO CRIME STOPPERS	-1.41	-2.11
224300	DUE TO BREATH ALCOH-BAT	-3.12	-3.12
225100	DUE TO FLSI (INDIGENTS)	-6,533.94	-13,637.38
225200	DUE TO FA (FUGIIVE APPR)	-14.75	-44.79
225300	DUE TO CCC (CONS CRT COST)	-80.18	-266.62
225400	DUE TO JCD (JUV CR DELIQ)	.05	-1.04
225500	DUE TO TP (TIME PAYMENT)	857.65	-3,027.98
225600	CMI FEE	.01	-.57
225700	CMIT FINE	-65.08	-1,899.78
225800	STF	17,864.28	1,100.75
225810	STF 2	-24,902.95	-26,136.15
225900	NONDISCLOSURE FEE	-84.00	-196.00
226000	SEXUAL ASSAULT	-152.00	-600.39
226100	NEW CCC	-6,571.87	-18,856.88
226200	EMS TRAUMA FUND	-792.79	-2,030.27
226300	FAILURE TO APPEAR- FTA-STATE	-1,166.20	-3,304.26
226400	OMNIBASE PROGRAM	-371.31	-1,013.19
226500	BAIL BOND FEE STATE	1,419.00	1,419.00
226600	DUE TO COMP (BIRTH CERT FEE)	-5.40	-7.20
226700	DUE TO COMP (MARRIAGE LICENSE)	-4,525.00	-7,580.00
226800	DUE TO COMP (JSAL FUND)	-3,729.76	-8,048.32
227000	JURY REIMBURSEMENT FEE	-415.36	-1,323.27

11/02/2020 17:19  
RScott

Lubbock County  
CONSOLIDATED BALANCE SHEET FOR 2020 9

P 4  
glbalsht

OBJ	OBJ DESCRIPTION	NET CHANGE FOR PERIOD	ACCOUNT BALANCE
<b>LIABILITIES</b>			
227100	JUDICIAL SUPPORT PMT-CIVIL	-22,750.14	-40,566.93
227200	JUDICIAL SUPPORT PMT-CRIMINAL	-598.32	-2,103.54
227300	E-FILING FEE-CRIMINAL	-136.76	-276.70
227400	E-FILING FEE-CIVIL	-21,232.08	-39,620.13
227500	UNCLAIMED FUNDS-ESCHEAT	-823.51	-336,825.14
227700	UNCLAIMED FUNDS	.00	-52,911.47
227800	BAIL BOND BOARD	.00	-8,722.95
227900	COUNTY JUDGE SUPP-JUDICIAL-SPE	-3,320.00	-8,080.00
228000	INMATE BENEFITS-REFUSED CKS	.00	-395.58
228100	DUE TO DRUG COURT FEE	509.78	-537.09
228110	INDIGENT DEFENSE FEE	-235.81	-672.10
228200	DNA TESTING FEE	-12.70	-17.13
228400	CIVIL JUSTICE FEE	-1.91	-7.66
228500	JUD/CRT PERSONNEL TRAINING FEE	-5,186.40	-10,101.42
228600	7TH COA JUDICIAL SUPPORT FEE	-1,069.84	-3,196.40
228700	DNA TESTING (CS) FEE	-86.44	-181.31
228900	TX HOME VISITING FEE	-30.00	-40.00
229000	TRUANCY PREVENTION & DIVERSION	-190.97	-525.45
229100	CSCD ATTORNEY FEES	-37.00	-37.00
229200	CSCD COURT COST	228.41	-310.16
229300	CSCD FINES	35.59	-500.89
229400	CSCD-DPS FEES	74.73	-1,567.21
229500	DUE TO CCC LOCAL	5,967.77	-9,811.90
229503	Due To CCC Local MISD	1,790.77	946.98
229523	Due To CCC Local Felony	2,997.52	1,298.97
229533	Due To CCC Local MISD	341.76	123.00
229600	DUE TO CCC STATE	-18,371.74	-50,428.51
240400	DUE TO MS ENTERPRISE AGREEMENT	.00	-4,641.00
241100	DUE TO GENERAL FUND	.00	-50.00
241101	DUE TO GENERAL	.00	-647.00
241110	ADVANCE FROM GENERAL FUND	.00	-50.00
241300	DUE TO RPDO	14,512.68	-1,219,033.61
260510	EXTRADITION BONDS	-7,222.25	-87,854.44
271400	NET DELINQUENCY TAX REC	.00	-140,498.32
271520	PAVING ESCROW	.00	-29,650.91
271600	SUB DIVISION PAVING ESCRO	.00	-56,386.18
279900	FINES, FEES, COURT COST PAY	.00	-732,881.57
280300	UNDISTRIBUTED INTEREST	.00	218,940.09
	<b>TOTAL LIABILITIES</b>	<b>561,283.89</b>	<b>-6,511,017.56</b>
<b>FUND BALANCE</b>			
360000	UNRESERVED UNDESIGNATED	.00	-84,830,540.85
360001	EXPENDITURES	9,082,874.53	114,945,967.43
360002	REVENUES	-12,075,726.01	-143,767,067.43
360100	RESERVE-INS DEDUCTIBLE	.00	-875,000.00
360202	ENCUMBRANCES	-358,811.80	19,167,056.89



11/02/2020 17:19  
RScott

Lubbock County  
CONSOLIDATED BALANCE SHEET FOR 2020 9

P 5  
glbalsht

OBJ	OBJ DESCRIPTION	NET CHANGE FOR PERIOD	ACCOUNT BALANCE
FUND BALANCE			
360203	FB CURRENT ENCUMBRANCES	358,811.80	-19,167,056.89
360300	BUDGET FUND BAL UNRESERVED	.00	629,332.35
360301	APPROPRIATIONS	-379,214.00	-200,643,814.35
360302	BUDGETED REVENUES	379,214.00	200,014,482.00
	TOTAL FUND BALANCE	-2,992,851.48	-114,526,640.85
	TOTAL LIABILITIES + FUND BALANCE	-2,431,567.59	-121,037,658.41

\*\* END OF REPORT - Generated by Scott, Rhonda \*\*

Lubbock County, Texas  
City Bank-Bank Balance Report  
June 2020

Account Name	Beginning Balance	Increase/ (Decrease)	Ending Balance
A INSURANCE CLEARING	\$14,903.90	(\$10,598.98)	\$4,304.92
A JURY	\$9,246.00	(\$246.00)	\$9,000.00
A LC FSA Account	\$37,141.36	\$4,963.08	\$42,104.44
A PAYROLL	\$7,936.57	(\$2,406.70)	\$5,529.87
A POOLED CASH	\$6,046,788.36	\$539,531.68	\$6,586,320.04
A TREASURER FED TAX	\$5,000.00	\$0.00	\$5,000.00
A WORKERS COMP	\$2,800.74	(\$1,660.53)	\$1,140.21
BAIL BOND	\$193,067.97	\$13,550.39	\$206,618.36
BB SPECIAL ACCOUNT	\$16,725.00	\$9,030.00	\$25,755.00
CASH BOND	\$151,375.00	(\$19,175.00)	\$132,200.00
CC CREDIT CARD ACCOUNT	\$0.00	\$0.00	\$0.00
CC E FILE ACCOUNT	\$0.00	\$0.00	\$0.00
CC GENERAL	\$93,851.77	\$24,194.60	\$118,046.37
CC REGISTRY FUND	\$3,514,786.27	(\$1,418,917.03)	\$2,095,869.24
CDA BUSINESS CRIMES	\$60,268.78	\$2,133.36	\$62,402.14
CDA COMPTROLLER	\$3,506.42	\$5,242.02	\$8,748.44
CDA DPS FORFEITURE	\$16,064.98	\$3.61	\$16,068.59
CDA FORFEITED	\$73,428.04	(\$3,618.78)	\$69,809.26
CDA JAG12	\$0.00	\$0.00	\$0.00
CDA JAG13	\$93,973.28	\$21.10	\$93,994.38
CDA JAG14	\$80,011.45	\$17.97	\$80,029.42
CDA JAG15	\$47,737.28	\$10.72	\$47,748.00
CDA RESTITUTION	\$38,359.07	(\$4,772.00)	\$33,587.07
CDA SEIZURE	\$254,049.82	\$0.00	\$254,049.82
CDA TRUST FUND	\$144,750.59	\$5,221.53	\$149,972.12
CRTC COMMISSARY	\$2,069.73	(\$918.07)	\$1,151.66
CRTC REVENUE FUND	\$407.89	(\$225.46)	\$182.43
CRTC TRUST FUND	\$2,336.24	\$396.45	\$2,732.69
CSCD CREDIT CARD	\$100,742.58	(\$13,296.91)	\$87,445.67
CSCD Health	\$13.32	\$0.00	\$13.32
CSCD OPERATING	\$102,842.44	(\$2,721.89)	\$100,120.55
DC CHILD SUPPORT	\$0.00	\$0.00	\$0.00
DC CREDIT CARD ACCT	\$0.00	\$0.00	\$0.00
DC CUSTODIAL	\$1,549,797.39	(\$10,760.76)	\$1,539,036.63
DC E FILE ACCOUNT	\$0.00	\$0.00	\$0.00
DC GENERAL	\$396,440.82	(\$30,145.80)	\$366,295.02
DIST CT ONLINE ACCESS	\$7,391.00	(\$4,256.00)	\$3,135.00
DRC CHECKING	\$643.75	\$1,037.50	\$1,681.25
HOST COURT	\$3,718.75	\$0.00	\$3,718.75
JP 1	\$10,716.00	\$154.00	\$10,870.00
JP 1 CREDIT CARD	\$13,884.00	\$475.40	\$14,359.40
JP 1 E File Account	\$0.00	\$0.00	\$0.00
JP 2	\$9,971.27	(\$60.00)	\$9,911.27
JP 2 CREDIT CARD	\$6,629.15	\$10,003.77	\$16,632.92
JP 2 E File Account	\$0.00	\$0.00	\$0.00
JP 3	\$15,247.90	(\$666.00)	\$14,581.90
JP 3 CREDIT CARD	\$6,767.25	\$972.35	\$7,739.60
JP 3 E File Account	\$0.00	\$0.00	\$0.00
JP 4	\$12,722.80	(\$1,780.00)	\$10,942.80
JP 4 CREDIT CARD	\$25,366.00	(\$4,789.00)	\$20,577.00
JP 4 E File Account	\$0.00	\$0.00	\$0.00
JPO FEE ACCOUNT	\$240.00	\$320.00	\$560.00
LC VENUE PROJECT FUND	\$2,090,021.86	\$115,181.82	\$2,205,203.68
MEDICAL EXAMINER	\$991.00	\$301.00	\$1,292.00
RK TAC	\$710.64	\$507.53	\$1,218.17
RK TAC BEER AND LIQU	\$9,421.50	\$3,804.50	\$13,226.00
RK TAC CERT OF TITLE	\$80,944.52	\$30,745.65	\$111,690.17
RK TAC CHARGE CARD	\$44,674.01	\$15,180.21	\$59,854.22
RK TAC CHECK CLEARIN	\$355,564.16	(\$82,209.82)	\$273,354.34
RK TAC EFT ACCOUNT	\$64,217.65	(\$62,930.90)	\$1,286.75
RK TAC MOTOR VEHICLE	\$1,671,707.16	\$325,958.23	\$1,997,665.39
RK TAC OMNIBUS	\$795,429.20	\$244,196.15	\$1,039,625.35
SHERIFF'S RECOVERED FUNDS	\$10,000.00	\$0.00	\$10,000.00
SO FORFEITED	\$271,222.41	\$5,898.07	\$277,120.48
SO INMATE	\$191,712.15	\$111,978.27	\$303,690.42
SO SEIZED FUNDS	\$172,850.30	\$32,132.00	\$204,982.30
SO SHERIFF	\$26,278.40	(\$13,901.66)	\$12,376.74
SPATTF FEDERAL ACCT	\$5,258.44	\$1.18	\$5,259.62
SPATTF PROGRAM INCOM	\$39,168.68	\$8.80	\$39,177.48
	\$19,003,893.01	(\$186,884.35)	\$18,817,008.66



# Revenue Summaries Report

---

For Fiscal: 2019-2020 Period Ending 06/30/20

**Account Summary**

11/04/2020 17:35  
RScott

Lubbock County  
REVENUE SUMMARIES REPORT  
ACCOUNT SUMMARY JUNE 2020

P 1  
glytdbud

FOR 2020 09

	ORIGINAL ESTIM REV	REVISED EST REV	ACTUAL YTD REVENUE	ACTUAL MTD REVENUE	REMAINING REVENUE	PCT COLL
011 GENERAL FUND						
40 Tax Collections						
011 400100 CURRENT AD VALOREM TAXE	61,169,161.00	61,169,161.00	60,260,854.84	352,260.47	908,306.16	98.5%*
011 400400 PEN & INT - CURRENT LEV	250,792.00	250,792.00	242,843.24	50,064.02	7,948.76	96.8%*
011 400500 DELIQ TAXES - PRIOR YEA	373,100.00	373,100.00	355,368.36	16,594.67	17,731.64	95.2%*
011 400600 PEN & INT - PRIOR YEARS	189,624.00	189,624.00	164,416.62	15,388.11	25,207.38	86.7%*
011 401000 COUNTY SALES & USE TAX	27,378,500.00	27,378,500.00	15,597,762.55	1,943,685.16	11,780,737.45	57.0%*
TOTAL Tax Collections	89,361,177.00	89,361,177.00	76,621,245.61	2,377,992.43	12,739,931.39	85.7%
41 Licenses/Permits						
011 410100 COUNTY CLERK	63,000.00	63,000.00	38,284.00	5,408.70	24,716.00	60.8%*
011 410200 BEER & LIQUOR PERMITS	124,425.00	124,425.00	88,255.00	9,308.50	36,170.00	70.9%*
TOTAL Licenses/Permits	187,425.00	187,425.00	126,539.00	14,717.20	60,886.00	67.5%
42 Intergovernmental						
011 420120 CARES ACT COVID-19	.00	379,214.00	379,214.00	.00	.00	100.0%*
011 420210 STATE MIXED DRINK TAX	1,521,500.00	1,521,500.00	777,579.35	.00	743,920.65	51.1%*
011 420320 EMERGENCY MGT GRANT	18,000.00	18,000.00	45,336.71	16,986.17	-27,336.71	251.9%*
011 420500 BINGO TAX PROCEEDS	250,000.00	250,000.00	192,971.30	.00	57,028.70	77.2%*
011 420900 STATE - COUNTY COURTS	287,000.00	287,000.00	209,150.00	68,050.00	77,850.00	72.9%*
011 421210 STRADUS A/G CHILD SUPPO	2,600.00	2,600.00	689.60	317.31	1,910.40	26.5%*
011 422020 INTER LOCAL AGREEMENT-C	400,000.00	400,000.00	125,111.27	.00	274,888.73	31.3%*
011 424600 REGIONAL PUBLIC DEFENDE	264,000.00	264,000.00	225,234.00	25,026.00	38,766.00	85.3%*
011 424800 GRANT ADMINISTRATION RE	2,479.00	2,479.00	6,591.29	127.96	-4,112.29	265.9%*
011 425000 INDIGENT DEFENSE GRANT	336,200.00	336,200.00	214,889.25	.00	121,310.75	63.9%*
TOTAL Intergovernmental	3,081,779.00	3,460,993.00	2,176,766.77	110,507.44	1,284,226.23	62.9%
43 Fees						
011 430200 COUNTY JUDGE	7,400.00	7,400.00	4,926.03	568.00	2,473.97	66.6%*

11/04/2020 17:35  
RScott

Lubbock County  
REVENUE SUMMARIES REPORT  
ACCOUNT SUMMARY JUNE 2020

P 2  
lglytddbud

FOR 2020 09

	ORIGINAL ESTIM REV	REVISED EST REV	ACTUAL YTD REVENUE	ACTUAL MTD REVENUE	REMAINING REVENUE	PCT COLL
011 430300 COUNTY CLERK	1,400,000.00	1,400,000.00	997,851.92	138,646.69	402,148.08	71.3%*
011 430520 J.E.P.J. FEES	5,000.00	5,000.00	3,100.10	415.00	1,899.90	62.0%*
011 430600 VRED - TAPE	400.00	400.00	185.67	4.38	214.33	46.4%*
011 430700 TRAFFIC	9,000.00	9,000.00	5,683.68	507.28	3,316.32	63.2%*
011 430800 CHILD SAFETY - CS	2,600.00	2,600.00	1,464.03	59.52	1,135.97	56.3%*
011 431000 TAX ASSESSOR/COLLECTOR	36,400.00	36,400.00	33,273.00	4,433.00	3,127.00	91.4%*
011 431500 INDIGENT DEFENSE FEE	1,650.00	1,650.00	581.70	78.11	1,068.30	35.3%*
011 431600 JURY FEE COUNTY	.00	.00	189.99	166.05	-189.99	100.0%*
011 432200 PASSPORT FEE - DIST CLE	47,250.00	47,250.00	28,430.00	.00	18,820.00	60.2%*
011 432300 DISTRICT CLERK FEES	505,300.00	505,300.00	258,459.31	33,105.25	246,840.69	51.1%*
011 432500 PROSECUTOR'S FEES	.00	.00	780.07	707.18	-780.07	100.0%*
011 433100 JP PRECINCT 1	56,400.00	56,400.00	33,585.87	3,169.44	22,814.13	59.5%*
011 433200 JP PRECINCT 2	40,600.00	40,600.00	30,517.43	3,159.80	10,082.57	75.2%*
011 433300 JP PRECINCT 3	48,200.00	48,200.00	37,844.29	3,890.48	10,355.71	78.5%*
011 433400 JP PRECINCT 4	31,525.00	31,525.00	20,949.98	1,548.51	10,575.02	66.5%*
011 434000 DISTRICT ATTORNEY	30,000.00	30,000.00	4,006.04	149.60	25,993.96	13.4%*
011 434500 MEDICAL EXAMINER	25,000.00	25,000.00	270.00	.00	24,730.00	1.1%*
011 434600 SHERIFF	525,000.00	525,000.00	219,632.40	23,312.79	305,724.22	41.8%*
011 434800 CONSTABLES	400,000.00	400,000.00	263,203.16	34,752.80	136,796.84	65.8%*
011 435000 DEFENSIVE DRIVING FEE	6,550.00	6,550.00	3,637.50	250.00	2,912.50	55.5%*
011 435100 SS FEE-INMATE	28,800.00	28,800.00	7,700.00	600.00	21,100.00	26.7%*
011 435200 ISSUED WARRANT EXECUTIO	49,700.00	49,700.00	28,360.45	3,220.00	21,339.55	57.1%*
011 435300 ARREST FEES - COUNTY	5,000.00	5,000.00	4,854.24	453.88	145.76	97.1%*
011 435410 FAMILY PROTECTION FEE	6,600.00	6,600.00	4,440.00	1,020.00	2,160.00	67.3%*
011 436100 CMI FINE COMMISSION	.00	.00	.26	.06	-.26	100.0%*
011 436200 BAT COMMISSIONS	.00	.00	6.00	.35	-6.00	100.0%*
011 436900 ONLINE SERVICE FEE	.00	.00	2.00	.00	-2.00	100.0%*
011 437400 VITAL STATISTICS PRESER	4,400.00	4,400.00	2,625.00	348.00	1,775.00	59.7%*
TOTAL Fees	3,272,775.00	3,272,775.00	1,996,560.12	254,566.17	1,276,571.50	61.0%

44 Commissions

011 440100 MOTOR VEHICLE SALES TAX	3,100,000.00	3,100,000.00	3,132,930.00	11,387.30	-32,930.00	101.1%*
011 440200 CERTIFICATE OF TITLE CO	405,600.00	405,600.00	247,580.00	31,440.00	158,020.00	61.0%*
011 440300 MOTOR VEHICLE COMMISSIO	752,000.00	752,000.00	447,985.60	62,115.40	304,014.40	59.6%*
011 440500 (CVC) COMP TO VICTIMS O	150.00	150.00	53.07	16.52	96.93	35.4%*
011 440600 LEOA COMMISSION	.00	.00	.28	.14	-.28	100.0%*
011 440800 BEER & LIQUOR COMMISSIO	1,550.00	1,550.00	8,044.50	113.00	-6,494.50	519.0%*
011 441100 CJC COMMISSION	.00	.00	4.17	2.89	-4.17	100.0%*
011 441200 JCPT COMMISSION	.00	.00	3.63	.95	-3.63	100.0%*
011 441400 JPD COMM	.00	.00	98.20	8.00	-98.20	100.0%*



11/04/2020 17:35  
RScott

Lubbock County  
REVENUE SUMMARIES REPORT  
ACCOUNT SUMMARY JUNE 2020

3  
glytdbud

FOR 2020 09

	ORIGINAL ESTIM REV	REVISED EST REV	ACTUAL YTD REVENUE	ACTUAL MTD REVENUE	REMAINING REVENUE	PCT COLL
011 441600 ARREST FEES - COMM	20,500.00	20,500.00	10,398.69	2,756.78	10,101.31	50.7%*
011 441700 LEMI COMMISSION	.00	.00	.14	.07	-.14	100.0%*
011 441800 CRIMESTOPPERS-COMM	.00	.00	.37	.29	-.37	100.0%*
011 442000 GENERAL REVENUE COMM GR	.00	.00	.25	.00	-.25	100.0%*
011 442100 LEOCE COMM	.00	.00	.20	.00	-.20	100.0%*
011 442200 DNA TESTING FEE	.00	.00	23.81	2.26	-23.81	100.0%*
011 442400 SEPTIC INSPECTION	60,000.00	60,000.00	76,270.00	13,470.00	-16,270.00	127.1%*
011 442500 FLSI COMM	4,400.00	4,400.00	2,993.39	819.97	1,406.61	68.0%*
011 442600 FA COMM	100.00	100.00	24.00	6.76	76.00	24.0%*
011 442700 CCC COMM	600.00	600.00	248.76	33.89	351.24	41.5%*
011 442800 JCD COMM	.00	.00	.71	.18	-.71	100.0%*
011 442900 TP COMM (40%)	21,450.00	21,450.00	6,291.36	1,093.77	15,158.64	29.3%*
011 443000 JE COMM (10%)	18,200.00	18,200.00	9,437.04	1,640.65	8,762.96	51.9%*
011 443500 NEW CCC COMM	43,500.00	43,500.00	15,710.78	2,373.02	27,789.22	36.1%*
011 443600 EMS TRAUMA FUND COMM	5,650.00	5,650.00	1,188.31	244.16	4,461.69	21.0%*
011 444000 STF COMM	4,600.00	4,600.00	3,782.37	1,045.60	817.63	82.2%*
011 444100 STF COMM	.00	.00	192.63	58.91	-192.63	100.0%*
011 444200 DNA (CS)	.00	.00	257.89	28.41	-257.89	100.0%*
011 444300 CIVIL DATA JUSTICE FEE	.00	.00	11.54	.86	-11.54	100.0%*
011 444500 BAIL BOND FEE COMM	5,500.00	5,500.00	3,661.50	1,419.00	1,838.50	66.6%*
011 444600 COMM DC JUDICIAL FUND	4,650.00	4,650.00	1,778.29	245.97	2,871.71	38.2%*
011 444700 JURY REIMBURSEMENT FEE	3,200.00	3,200.00	1,169.66	155.31	2,030.34	36.6%*
011 445000 TIME PAYMENT - COUNTY	.00	.00	3,218.11	1,560.07	-3,218.11	100.0%*
011 445400 CCC STATE COMM	.00	.00	9,593.57	5,858.47	-9,593.57	100.0%*
TOTAL Commissions	4,451,650.00	4,451,650.00	3,982,952.82	137,898.60	468,697.18	89.5%
45 Charges for Services						
011 450200 JURY FEES	18,000.00	18,000.00	11,101.86	1,840.35	6,898.14	61.7%*
011 450400 BOARD BILLS - INMATE	2,090,000.00	2,090,000.00	1,210,896.00	332,460.00	879,104.00	57.9%*
011 452100 COURT REPORTER FEES	75,500.00	75,500.00	48,489.96	8,014.10	27,010.04	64.2%*
TOTAL Charges for Services	2,183,500.00	2,183,500.00	1,270,487.82	342,314.45	913,012.18	58.2%
46 Fines/Forfeitures						
011 460100 JP PRECINCT 1	300,000.00	300,000.00	146,624.90	12,331.76	153,375.10	48.9%*
011 460200 JP PRECINCT 2	140,000.00	140,000.00	39,692.27	8,433.19	100,307.73	28.4%*
011 460300 JP PRECINCT 3	100,000.00	100,000.00	52,271.26	4,999.85	47,728.74	52.3%*

10

11/04/2020 17:35  
RScott

Lubbock County  
REVENUE SUMMARIES REPORT  
ACCOUNT SUMMARY JUNE 2020

P 4  
glytdbud

FOR 2020 09

	ORIGINAL ESTIM REV	REVISED EST REV	ACTUAL YTD REVENUE	ACTUAL MTD REVENUE	REMAINING REVENUE	PCT COLL
011 460400 JP PRECINCT 4	300,000.00	300,000.00	160,434.91	14,813.44	139,565.09	53.5%*
011 460800 COUNTY COURT AT LAW 1	12,500.00	12,500.00	5,877.76	828.63	6,622.24	47.0%*
011 460900 COUNTY COURT AT LAW 2	16,750.00	16,750.00	7,753.94	139.10	8,996.06	46.3%*
011 461100 DISTRICT CLERK FINES	9,800.00	9,800.00	5,036.68	563.54	4,763.32	51.4%*
011 461210 FORFEITURES	300,000.00	300,000.00	74,464.83	2,767.83	225,535.17	24.8%*
TOTAL Fines/Forfeitures	1,179,050.00	1,179,050.00	492,156.55	44,877.34	686,893.45	41.7%
47 Interest						
011 470000 INTEREST INCOME	725,000.00	725,000.00	593,821.63	10,843.60	131,178.37	81.9%*
TOTAL Interest	725,000.00	725,000.00	593,821.63	10,843.60	131,178.37	81.9%
48 Other Revenue						
011 480200 RENTALS-BUILDINGS	363,850.00	363,850.00	277,892.71	30,455.87	85,957.29	76.4%*
011 480300 PARKING LOTS	75,000.00	75,000.00	47,368.00	5,424.50	27,632.00	63.2%*
011 480510 DISPOSAL OF PROPERTY	50,000.00	50,000.00	3,326.13	1,977.90	46,673.87	6.7%*
011 480600 INSURANCE REIMBURSEMENT	50,000.00	50,000.00	.00	.00	50,000.00	.0%*
011 480700 JURY REIMBURSEMENTS FRO	100,000.00	100,000.00	52,768.00	.00	47,232.00	52.8%*
011 481100 REIMBURSEMENTS-TELETYPE	1,500.00	1,500.00	646.00	62.00	854.00	43.1%*
011 481300 REFUND - ATTORNEY FEES	95,120.00	95,120.00	27,626.10	3,309.78	67,493.90	29.0%*
011 481500 OTHER REFUNDS/REIMBURSE	50,000.00	50,000.00	.00	.00	50,000.00	.0%*
011 481710 PAY PHONE COMMISSION	850,000.00	850,000.00	437,107.60	.00	412,892.40	51.4%*
011 482600 ELECTION REVENUES	200.00	200.00	56.70	.00	143.30	28.4%*
011 483000 INTEREST-LCAD	10,000.00	10,000.00	10,003.55	256.38	-3.55	100.0%*
011 484200 REIMB-INMATE TRANSPORTA	43,500.00	43,500.00	16,706.48	.00	26,793.52	38.4%*
011 485000 GAIN/LOSS SALE OF INVES	.00	.00	365,725.89	.00	-365,725.89	100.0%*
011 489900 OTHER REVENUE	550,000.00	550,000.00	175,913.52	1,715.09	374,086.48	32.0%*
TOTAL Other Revenue	2,239,170.00	2,239,170.00	1,415,140.68	43,201.52	824,029.32	63.2%
73 Draws						
011 736100 DRAW FROM RESERVES	2,448,671.00	2,448,671.00	.00	.00	2,448,671.00	.0%*
TOTAL Draws	2,448,671.00	2,448,671.00	.00	.00	2,448,671.00	.0%
80 Transfers						



11/04/2020 17:35  
RScott

Lubbock County  
REVENUE SUMMARIES REPORT  
ACCOUNT SUMMARY JUNE 2020

P 5  
glytdbud

FOR 2020 09

	ORIGINAL ESTIM REV	REVISED EST REV	ACTUAL YTD REVENUE	ACTUAL MTD REVENUE	REMAINING REVENUE	PCT COLL
011 840300 XFER FROM WORKERS COMP	2,500,000.00	2,500,000.00	2,500,000.00	.00	.00	100.0%*
TOTAL Transfers	2,500,000.00	2,500,000.00	2,500,000.00	.00	.00	100.0%
TOTAL GENERAL FUND	111,630,197.00	112,009,411.00	91,175,671.00	3,336,918.75	20,834,096.62	81.4%
TOTAL REVENUES	111,630,197.00	112,009,411.00	91,175,671.00	3,336,918.75	20,834,096.62	
020 CONSOLIDATED ROAD AND BRIDGE						
42 Intergovernmental						
020 420408 STATE-LATERAL ROADS	52,500.00	52,500.00	52,274.61	.00	225.39	99.6%*
020 420700 AUTOMOBILE REGISTRATION	360,000.00	360,000.00	360,000.00	.00	.00	100.0%*
TOTAL Intergovernmental	412,500.00	412,500.00	412,274.61	.00	225.39	99.9%
45 Charges for Services						
020 451800 SUBDIVISION PLAT FEE	10,000.00	10,000.00	10,575.00	2,875.00	-575.00	105.8%*
020 452000 VEHICLE REG.- SPECIAL F	2,600,000.00	2,600,000.00	1,832,830.00	308,360.00	767,170.00	70.5%*
020 452200 GROSS WEIGHT FEE	140,000.00	140,000.00	131,676.05	.00	8,323.95	94.1%*
TOTAL Charges for Services	2,750,000.00	2,750,000.00	1,975,081.05	311,235.00	774,918.95	71.8%
47 Interest						
020 470000 INTEREST INCOME	60,000.00	60,000.00	7,743.90	.00	52,256.10	12.9%*
TOTAL Interest	60,000.00	60,000.00	7,743.90	.00	52,256.10	12.9%
48 Other Revenue						
020 480510 DISPOSAL OF PROPERTY	338,000.00	338,000.00	167,000.00	.00	171,000.00	49.4%*
020 489900 OTHER REVENUE	10,000.00	10,000.00	2,298.49	413.00	7,701.51	23.0%*

12

11/04/2020 17:35  
RScott

Lubbock County  
REVENUE SUMMARIES REPORT  
ACCOUNT SUMMARY JUNE 2020

6  
glytdbud

FOR 2020 09

	ORIGINAL ESTIM REV	REVISED EST REV	ACTUAL YTD REVENUE	ACTUAL MTD REVENUE	REMAINING REVENUE	PCT COLL
TOTAL Other Revenue	348,000.00	348,000.00	169,298.49	413.00	178,701.51	48.6%
73 Draws						
<u>020 736100 DRAW FROM RESERVES</u>	785,339.00	785,339.00	.00	.00	785,339.00	.0%*
TOTAL Draws	785,339.00	785,339.00	.00	.00	785,339.00	.0%
80 Transfers						
<u>020 801100 XFER FROM GENERAL FUND</u>	4,778,520.00	4,778,520.00	.00	.00	4,778,520.00	.0%*
<u>020 804200 XFER FROM NEW ROAD FUND</u>	634,861.00	634,861.00	634,860.29	.00	.71	100.0%*
TOTAL Transfers	5,413,381.00	5,413,381.00	634,860.29	.00	4,778,520.71	11.7%
TOTAL CONSOLIDATED ROAD AND BR	9,769,220.00	9,769,220.00	3,199,258.34	311,648.00	6,569,961.66	32.7%
TOTAL REVENUES	9,769,220.00	9,769,220.00	3,199,258.34	311,648.00	6,569,961.66	
031 PRECINCT 1 PARK						
40 Tax Collections						
<u>031 400100 CURRENT AD VALOREM TAXE</u>	105,957.00	105,957.00	104,383.73	610.18	1,573.27	98.5%*
<u>031 400400 PEN &amp; INT - CURRENT LEV</u>	434.00	434.00	420.64	86.71	13.36	96.9%*
<u>031 400500 DELIQ TAXES - PRIOR YEA</u>	645.00	645.00	598.77	27.96	46.23	92.8%*
<u>031 400600 PEN &amp; INT - PRIOR YEARS</u>	328.00	328.00	277.05	25.92	50.95	84.5%*
TOTAL Tax Collections	107,364.00	107,364.00	105,680.19	750.77	1,683.81	98.4%
47 Interest						
<u>031 470000 INTEREST INCOME</u>	8,000.00	8,000.00	6,962.95	124.74	1,037.05	87.0%*
TOTAL Interest	8,000.00	8,000.00	6,962.95	124.74	1,037.05	87.0%
48 Other Revenue						

13

11/04/2020 17:35  
RScott

Lubbock County  
REVENUE SUMMARIES REPORT  
ACCOUNT SUMMARY JUNE 2020

P 7  
lglytbud

FOR 2020 09

	ORIGINAL ESTIM REV	REVISED EST REV	ACTUAL YTD REVENUE	ACTUAL MTD REVENUE	REMAINING REVENUE	PCT COLL
<u>031 481600 CONTRIBUTIONS</u>	8,000.00	8,000.00	5,200.00	.00	3,100.00	61.3%*
TOTAL Other Revenue	8,000.00	8,000.00	5,200.00	.00	3,100.00	65.0%
73 Draws						
<u>031 736100 DRAW FROM RESERVES</u>	100,903.00	100,903.00	.00	.00	100,903.00	.0%*
TOTAL Draws	100,903.00	100,903.00	.00	.00	100,903.00	.0%
TOTAL PRECINCT 1 PARK	224,267.00	224,267.00	117,843.14	875.51	106,723.86	52.5%
TOTAL REVENUES	224,267.00	224,267.00	117,843.14	875.51	106,723.86	
14 032 SLATON/ROOSEVELT PARK						
40 Tax Collections						
<u>032 400100 CURRENT AD VALOREM TAXE</u>	105,957.00	105,957.00	104,383.73	610.18	1,573.27	98.5%*
<u>032 400400 PEN &amp; INT - CURRENT LEV</u>	434.00	434.00	420.64	86.71	13.36	96.9%*
<u>032 400500 DELIQ TAXES - PRIOR YEA</u>	645.00	645.00	598.77	27.96	46.23	92.8%*
<u>032 400600 PEN &amp; INT - PRIOR YEARS</u>	328.00	328.00	277.05	25.92	50.95	84.5%*
TOTAL Tax Collections	107,364.00	107,364.00	105,680.19	750.77	1,683.81	98.4%
47 Interest						
<u>032 470000 INTEREST INCOME</u>	3,000.00	3,000.00	1,920.63	33.51	1,079.37	64.0%*
TOTAL Interest	3,000.00	3,000.00	1,920.63	33.51	1,079.37	64.0%
48 Other Revenue						
<u>032 481600 CONTRIBUTIONS</u>	8,000.00	8,000.00	1,850.00	.00	6,150.00	23.1%*
TOTAL Other Revenue	8,000.00	8,000.00	1,850.00	.00	6,150.00	23.1%



FOR 2020 09

	ORIGINAL ESTIM REV	REVISED EST REV	ACTUAL YTD REVENUE	ACTUAL MTD REVENUE	REMAINING REVENUE	PCT COLL
73 Draws						
<u>032 736100 DRAW FROM RESERVES</u>	108,674.00	108,674.00	.00	.00	108,674.00	.0%*
TOTAL Draws	108,674.00	108,674.00	.00	.00	108,674.00	.0%
TOTAL SLATON/ROOSEVELT PARK	227,038.00	227,038.00	109,450.82	784.28	117,587.18	48.2%
TOTAL REVENUES	227,038.00	227,038.00	109,450.82	784.28	117,587.18	
033 IDALOU/NEW DEAL PARK						
40 Tax Collections						
<u>033 400100 CURRENT AD VALOREM TAXE</u>	105,957.00	105,957.00	104,383.73	610.18	1,573.27	98.5%*
<u>033 400400 PEN &amp; INT - CURRENT LEV</u>	434.00	434.00	420.64	86.71	13.36	96.9%*
<u>033 400500 DELIQ TAXES - PRIOR YEA</u>	645.00	645.00	598.77	27.96	46.23	92.8%*
<u>033 400600 PEN &amp; INT - PRIOR YEARS</u>	328.00	328.00	277.05	25.92	50.95	84.5%*
TOTAL Tax Collections	107,364.00	107,364.00	105,680.19	750.77	1,683.81	98.4%
47 Interest						
<u>033 470000 INTEREST INCOME</u>	5,000.00	5,000.00	2,863.72	50.77	2,136.28	57.3%*
TOTAL Interest	5,000.00	5,000.00	2,863.72	50.77	2,136.28	57.3%
48 Other Revenue						
<u>033 481600 CONTRIBUTIONS</u>	6,200.00	6,200.00	3,775.00	100.00	2,425.00	60.9%*
TOTAL Other Revenue	6,200.00	6,200.00	3,775.00	100.00	2,425.00	60.9%
73 Draws						
<u>033 736100 DRAW FROM RESERVES</u>	142,515.00	142,515.00	.00	.00	142,515.00	.0%*

15

11/04/2020 17:35  
RScott

Lubbock County  
REVENUE SUMMARIES REPORT  
ACCOUNT SUMMARY JUNE 2020

9  
glytdbud

FOR 2020 09

	ORIGINAL ESTIM REV	REVISED EST REV	ACTUAL YTD REVENUE	ACTUAL MTD REVENUE	REMAINING REVENUE	PCT COLL
TOTAL Draws	142,515.00	142,515.00	.00	.00	142,515.00	.0%
TOTAL IDALOU/NEW DEAL PARK	261,079.00	261,079.00	112,318.91	901.54	148,760.09	43.0%
TOTAL REVENUES	261,079.00	261,079.00	112,318.91	901.54	148,760.09	
034 SHALLOWATER PARK						
40 Tax Collections						
034 400100 CURRENT AD VALOREM TAXE	105,957.00	105,957.00	104,383.73	610.18	1,573.27	98.5%*
034 400400 PEN & INT - CURRENT LEV	434.00	434.00	420.64	86.71	13.36	96.9%*
034 400500 DELIQ TAXES - PRIOR YEA	645.00	645.00	598.77	27.96	46.23	92.8%*
034 400600 PEN & INT - PRIOR YEARS	328.00	328.00	277.05	25.92	50.95	84.5%*
TOTAL Tax Collections	107,364.00	107,364.00	105,680.19	750.77	1,683.81	98.4%
47 Interest						
034 470000 INTEREST INCOME	5,000.00	5,000.00	3,695.83	66.03	1,304.17	73.9%*
TOTAL Interest	5,000.00	5,000.00	3,695.83	66.03	1,304.17	73.9%
48 Other Revenue						
034 481600 CONTRIBUTIONS	2,500.00	2,500.00	1,910.00	200.00	590.00	76.4%*
TOTAL Other Revenue	2,500.00	2,500.00	1,910.00	200.00	590.00	76.4%
73 Draws						
034 736100 DRAW FROM RESERVES	40,663.00	40,663.00	.00	.00	40,663.00	.0%*
TOTAL Draws	40,663.00	40,663.00	.00	.00	40,663.00	.0%
TOTAL SHALLOWATER PARK	155,527.00	155,527.00	111,286.02	1,016.80	44,240.98	71.6%
TOTAL REVENUES	155,527.00	155,527.00	111,286.02	1,016.80	44,240.98	

16



11/04/2020 17:35  
RScott

Lubbock County  
REVENUE SUMMARIES REPORT  
ACCOUNT SUMMARY JUNE 2020

P 10  
glytdbud

FOR 2020 09

	ORIGINAL ESTIM REV	REVISED EST REV	ACTUAL YTD REVENUE	ACTUAL MTD REVENUE	REMAINING REVENUE	PCT COLL
041 PERMANENT IMPROVEMENT						
40 Tax Collections						
041 400100 CURRENT AD VALOREM TAXE	2,119,146.00	2,119,146.00	2,087,679.14	12,203.73	31,466.86	98.5%*
041 400400 PEN & INT - CURRENT LEV	8,688.00	8,688.00	8,413.08	1,734.43	274.92	96.8%*
041 400500 DELIQ TAXES - PRIOR YEA	12,926.00	12,926.00	11,975.04	559.20	950.96	92.6%*
041 400600 PEN & INT - PRIOR YEARS	6,569.00	6,569.00	5,540.42	518.55	1,028.58	84.3%*
TOTAL Tax Collections	2,147,329.00	2,147,329.00	2,113,607.68	15,015.91	33,721.32	98.4%
47 Interest						
041 470000 INTEREST INCOME	50,000.00	50,000.00	40,532.74	691.36	9,467.26	81.1%*
TOTAL Interest	50,000.00	50,000.00	40,532.74	691.36	9,467.26	81.1%
48 Other Revenue						
041 483500 CRTS LEASE	483,732.00	483,732.00	362,799.00	40,311.00	120,933.00	75.0%*
TOTAL Other Revenue	483,732.00	483,732.00	362,799.00	40,311.00	120,933.00	75.0%
73 Draws						
041 736100 DRAW FROM RESERVES	1,141,944.00	1,141,944.00	.00	.00	1,141,944.00	.0%*
TOTAL Draws	1,141,944.00	1,141,944.00	.00	.00	1,141,944.00	.0%
80 Transfers						
041 801100 XFER FROM GENERAL FUND	1,741,231.00	1,741,231.00	.00	.00	1,741,231.00	.0%*
041 802000 XFER FROM CONSOLIDATED	669.00	669.00	.00	.00	669.00	.0%*

11/04/2020 17:35  
RScott

Lubbock County  
REVENUE SUMMARIES REPORT  
ACCOUNT SUMMARY JUNE 2020

P 11  
glytdbud

FOR 2020 09

	ORIGINAL ESTIM REV	REVISED EST REV	ACTUAL YTD REVENUE	ACTUAL MTD REVENUE	REMAINING REVENUE	PCT COLL
041 803100 XFER FROM PCT 1 PARK	135.00	135.00	.00	.00	135.00	.0%*
041 803200 XFER FROM PCT 2 PARK	161.00	161.00	.00	.00	161.00	.0%*
041 803300 XFER FROM PCT 3 PARK	256.00	256.00	.00	.00	256.00	.0%*
041 803400 XFER FROM PCT 4 PARK	83.00	83.00	.00	.00	83.00	.0%*
041 804200 XFER FROM GENERAL FUND	.00	.00	1,741,231.00	.00	-1,741,231.00	100.0%*
041 805100 XFER FROM LCJJC	14,038.00	14,038.00	.00	.00	14,038.00	.0%*
041 865000 XFER FROM COURT RESIDEN	1,637.00	1,637.00	.00	.00	1,637.00	.0%*
TOTAL Transfers	1,758,210.00	1,758,210.00	1,741,231.00	.00	16,979.00	99.0%
TOTAL PERMANENT IMPROVEMENT	5,581,215.00	5,581,215.00	4,258,170.42	56,018.27	1,323,044.58	76.3%
TOTAL REVENUES	5,581,215.00	5,581,215.00	4,258,170.42	56,018.27	1,323,044.58	
042 NEW ROAD						
73 Draws						
042 736100 DRAW FROM RESERVES	634,861.00	634,861.00	.00	.00	634,861.00	.0%*
TOTAL Draws	634,861.00	634,861.00	.00	.00	634,861.00	.0%
TOTAL NEW ROAD	634,861.00	634,861.00	.00	.00	634,861.00	.0%
TOTAL REVENUES	634,861.00	634,861.00	.00	.00	634,861.00	
043 LCETRZ NO1 TAX INCREMENT FUND						
47 Interest						
043 470000 INTEREST INCOME	3,000.00	3,000.00	5,838.88	99.52	-2,838.88	194.6%*
TOTAL Interest	3,000.00	3,000.00	5,838.88	99.52	-2,838.88	194.6%
73 Draws						
043 736100 DRAW FROM RESERVES	400,604.00	400,604.00	.00	.00	400,604.00	.0%*
TOTAL Draws	400,604.00	400,604.00	.00	.00	400,604.00	.0%

11/04/2020 17:35  
RScott

Lubbock County  
REVENUE SUMMARIES REPORT  
ACCOUNT SUMMARY JUNE 2020

P 12  
glytbud

FOR 2020 09

	ORIGINAL ESTIM REV	REVISED EST REV	ACTUAL YTD REVENUE	ACTUAL MTD REVENUE	REMAINING REVENUE	PCT COLL
80 Transfers						
<u>043 801100 XFER FROM GENERAL FUND</u>	150,000.00	150,000.00	145,800.82	.00	4,199.18	97.2%*
TOTAL Transfers	150,000.00	150,000.00	145,800.82	.00	4,199.18	97.2%
TOTAL LCETRZ NO1 TAX INCREMENT	553,604.00	553,604.00	151,639.70	99.52	401,964.30	27.4%
TOTAL REVENUES	553,604.00	553,604.00	151,639.70	99.52	401,964.30	
046 TJJD (P) JJAEP GRANT						
42 Intergovernmental						
<u>046 420390 TJPC-P JJAEP GRANT REVE</u>	80,000.00	80,000.00	54,362.50	.00	25,637.50	68.0%*
TOTAL Intergovernmental	80,000.00	80,000.00	54,362.50	.00	25,637.50	68.0%
TOTAL TJJD (P) JJAEP GRANT	80,000.00	80,000.00	54,362.50	.00	25,637.50	68.0%
TOTAL REVENUES	80,000.00	80,000.00	54,362.50	.00	25,637.50	
047 TJJD (R) REG DIVERSION GRANT						
42 Intergovernmental						
<u>047 420170 TJJD (R) GRANT REVENUE</u>	12,422.00	12,422.00	12,421.34	.00	.66	100.0%*
TOTAL Intergovernmental	12,422.00	12,422.00	12,421.34	.00	.66	100.0%
TOTAL TJJD (R) REG DIVERSION G	12,422.00	12,422.00	12,421.34	.00	.66	100.0%
TOTAL REVENUES	12,422.00	12,422.00	12,421.34	.00	.66	
050 JUVENILE STAR PROGRAM						
42 Intergovernmental						
<u>050 424000 STAR PROGRAM-JUVENILE</u>	425,000.00	425,000.00	425,000.00	.00	.00	100.0%*

19



11/04/2020 17:35  
RScott

Lubbock County  
REVENUE SUMMARIES REPORT  
ACCOUNT SUMMARY JUNE 2020

13  
glytdbud

FOR 2020 09

	ORIGINAL ESTIM REV	REVISED EST REV	ACTUAL YTD REVENUE	ACTUAL MTD REVENUE	REMAINING REVENUE	PCT COLL
TOTAL Intergovernmental	425,000.00	425,000.00	425,000.00	.00	.00	100.0%
48 Other Revenue						
<u>050 489900 OTHER REVENUE</u>	1,895.00	1,895.00	1,894.65	.00	.35	100.0%*
TOTAL Other Revenue	1,895.00	1,895.00	1,894.65	.00	.35	100.0%
80 Transfers						
<u>050 805100 XFER FROM LCJJC</u>	183,909.00	175,000.00	175,000.00	.00	.00	100.0%*
TOTAL Transfers	183,909.00	175,000.00	175,000.00	.00	.00	100.0%
TOTAL JUVENILE STAR PROGRAM	610,804.00	601,895.00	601,894.65	.00	.35	100.0%
TOTAL REVENUES	610,804.00	601,895.00	601,894.65	.00	.35	
051 JUVENILE PROBATION						
45 Charges for Services						
<u>051 451900 JUVENILE PROBATION FEES</u>	5,000.00	5,000.00	2,881.00	200.00	2,119.00	57.6%*
TOTAL Charges for Services	5,000.00	5,000.00	2,881.00	200.00	2,119.00	57.6%
47 Interest						
<u>051 470000 INTEREST INCOME</u>	32,000.00	32,000.00	60,160.47	1,152.30	-28,160.47	188.0%*
TOTAL Interest	32,000.00	32,000.00	60,160.47	1,152.30	-28,160.47	188.0%
48 Other Revenue						
<u>051 489900 OTHER REVENUE</u>	3,000.00	3,000.00	824.95	99.75	2,175.05	27.5%*

20

11/04/2020 17:35  
RScott

Lubbock County  
REVENUE SUMMARIES REPORT  
ACCOUNT SUMMARY JUNE 2020

P 14  
glytbud

FOR 2020 09

	ORIGINAL ESTIM REV	REVISED EST REV	ACTUAL YTD REVENUE	ACTUAL MTD REVENUE	REMAINING REVENUE	PCT COLL
TOTAL Other Revenue	3,000.00	3,000.00	824.95	99.75	2,175.05	27.5%
73 Draws						
<u>051 736100 DRAW FROM RESERVES</u>	1,254,549.00	1,254,549.00	.00	.00	1,254,549.00	.0%*
TOTAL Draws	1,254,549.00	1,254,549.00	.00	.00	1,254,549.00	.0%
80 Transfers						
<u>051 801100 XFER FROM GENERAL FUND</u>	6,000,000.00	6,000,000.00	4,500,000.00	500,000.00	1,500,000.00	75.0%*
TOTAL Transfers	6,000,000.00	6,000,000.00	4,500,000.00	500,000.00	1,500,000.00	75.0%
TOTAL JUVENILE PROBATION	7,294,549.00	7,294,549.00	4,563,866.42	501,452.05	2,730,682.58	62.6%
TOTAL REVENUES	7,294,549.00	7,294,549.00	4,563,866.42	501,452.05	2,730,682.58	
054 TJJD (A) JUV PROB COMM GRANT						
42 Intergovernmental						
<u>054 421500 TJPC-A STATE AID</u>	1,657,504.00	1,663,894.00	1,487,323.84	163,009.10	176,570.16	89.4%*
TOTAL Intergovernmental	1,657,504.00	1,663,894.00	1,487,323.84	163,009.10	176,570.16	89.4%
80 Transfers						
<u>054 805100 XFER FROM LCJJC</u>	431,331.00	431,331.00	.00	.00	431,331.00	.0%*
TOTAL Transfers	431,331.00	431,331.00	.00	.00	431,331.00	.0%
TOTAL TJJD (A) JUV PROB COMM G	2,088,835.00	2,095,225.00	1,487,323.84	163,009.10	607,901.16	71.0%
TOTAL REVENUES	2,088,835.00	2,095,225.00	1,487,323.84	163,009.10	607,901.16	
055 JUVENILE DETENTION						
45 Charges for Services						

21



11/04/2020 17:35  
RScott

Lubbock County  
REVENUE SUMMARIES REPORT  
ACCOUNT SUMMARY JUNE 2020

15  
glytdbud

FOR 2020 09

	ORIGINAL ESTIM REV	REVISED EST REV	ACTUAL YTD REVENUE	ACTUAL MTD REVENUE	REMAINING REVENUE	PCT COLL
<hr/>						
<u>055 451300 CONTRACTSERV-OTHER COUN</u>	500,000.00	500,000.00	623,161.67	48,360.00	-123,161.67	124.6%*
TOTAL Charges for Services	500,000.00	500,000.00	623,161.67	48,360.00	-123,161.67	124.6%
80 Transfers						
<hr/>						
<u>055 805100 XFER FROM LCJJC</u>	4,002,836.00	4,002,836.00	1,903,676.87	.00	2,099,159.13	47.6%*
TOTAL Transfers	4,002,836.00	4,002,836.00	1,903,676.87	.00	2,099,159.13	47.6%
TOTAL JUVENILE DETENTION	4,502,836.00	4,502,836.00	2,526,838.54	48,360.00	1,975,997.46	56.1%
TOTAL REVENUES	4,502,836.00	4,502,836.00	2,526,838.54	48,360.00	1,975,997.46	
057 JUVENILE FOOD SERVICE						
<hr/>						
42 Intergovernmental						
<hr/>						
<u>057 426600 DHS SCHOOL MEAL PROGRAM</u>	150,000.00	150,000.00	108,488.36	9,007.68	41,511.64	72.3%*
<u>057 426700 DHS COMMODITIES PROGRAM</u>	7,449.00	7,449.00	10,497.80	10,497.80	-3,048.80	140.9%*
TOTAL Intergovernmental	157,449.00	157,449.00	118,986.16	19,505.48	38,462.84	75.6%
80 Transfers						
<hr/>						
<u>057 805100 XFER FROM LCJJC</u>	222,789.00	222,789.00	129,199.99	.00	93,589.01	58.0%*
TOTAL Transfers	222,789.00	222,789.00	129,199.99	.00	93,589.01	58.0%
TOTAL JUVENILE FOOD SERVICE	380,238.00	380,238.00	248,186.15	19,505.48	132,051.85	65.3%
TOTAL REVENUES	380,238.00	380,238.00	248,186.15	19,505.48	132,051.85	
064 TJJD (E) TITLE IV E GRANT						
<hr/>						
42 Intergovernmental						
<hr/>						
<u>064 420380 TITLE IV-E TJPC (E)</u>	98,000.00	98,000.00	5,355.35	.00	92,644.65	5.5%*

22

11/04/2020 17:35  
RScott

Lubbock County  
REVENUE SUMMARIES REPORT  
ACCOUNT SUMMARY JUNE 2020

P 16  
glytdbud

FOR 2020 09

	ORIGINAL ESTIM REV	REVISED EST REV	ACTUAL YTD REVENUE	ACTUAL MTD REVENUE	REMAINING REVENUE	PCT COLL
<u>064 427030 TJJD GRANT REVENUE</u>	1,000.00	1,000.00	.00	.00	1,000.00	.0%*
TOTAL Intergovernmental	99,000.00	99,000.00	5,355.35	.00	93,644.65	5.4%
80 Transfers						
<u>064 805100 XFER FROM LCJJC</u>	105,400.00	105,400.00	22,672.34	.00	82,727.66	21.5%*
TOTAL Transfers	105,400.00	105,400.00	22,672.34	.00	82,727.66	21.5%
TOTAL TJJD (E) TITLE IV E GRAN	204,400.00	204,400.00	28,027.69	.00	176,372.31	13.7%
TOTAL REVENUES	204,400.00	204,400.00	28,027.69	.00	176,372.31	
23 066 CJD RE ENTRY DRUG COURT GRANT						
42 Intergovernmental						
<u>066 420100 GRANT REVENUE</u>	40,953.00	40,953.00	28,660.34	4,841.15	12,292.66	70.0%*
TOTAL Intergovernmental	40,953.00	40,953.00	28,660.34	4,841.15	12,292.66	70.0%
TOTAL CJD RE ENTRY DRUG COURT	40,953.00	40,953.00	28,660.34	4,841.15	12,292.66	70.0%
TOTAL REVENUES	40,953.00	40,953.00	28,660.34	4,841.15	12,292.66	
067 CJD DWI COURT GRANT						
42 Intergovernmental						
<u>067 420100 GRANT REVENUE</u>	36,612.00	36,612.00	19,131.18	1,531.24	17,480.82	52.3%*
TOTAL Intergovernmental	36,612.00	36,612.00	19,131.18	1,531.24	17,480.82	52.3%
TOTAL CJD DWI COURT GRANT	36,612.00	36,612.00	19,131.18	1,531.24	17,480.82	52.3%
TOTAL REVENUES	36,612.00	36,612.00	19,131.18	1,531.24	17,480.82	
070 ON LINE ACCESS						
43 Fees						

11/04/2020 17:35  
RScott

Lubbock County  
REVENUE SUMMARIES REPORT  
ACCOUNT SUMMARY JUNE 2020

P 17  
glytdbud

FOR 2020 09

	ORIGINAL ESTIM REV	REVISED EST REV	ACTUAL YTD REVENUE	ACTUAL MTD REVENUE	REMAINING REVENUE	PCT COLL
<u>070 436910 ONLINE ACCESS FEE</u>	35,000.00	35,000.00	28,506.00	7,921.00	6,494.00	81.4%*
TOTAL Fees	35,000.00	35,000.00	28,506.00	7,921.00	6,494.00	81.4%
47 Interest						
<u>070 470000 INTEREST INCOME</u>	4,000.00	4,000.00	3,316.72	61.56	683.28	82.9%*
TOTAL Interest	4,000.00	4,000.00	3,316.72	61.56	683.28	82.9%
73 Draws						
<u>070 736100 DRAW FROM RESERVES</u>	146,000.00	146,000.00	.00	.00	146,000.00	.0%*
TOTAL Draws	146,000.00	146,000.00	.00	.00	146,000.00	.0%
TOTAL ON LINE ACCESS	185,000.00	185,000.00	31,822.72	7,982.56	153,177.28	17.2%
TOTAL REVENUES	185,000.00	185,000.00	31,822.72	7,982.56	153,177.28	
072 CJD DRUG COURT GRANT						
42 Intergovernmental						
<u>072 420100 GRANT REVENUE</u>	48,991.00	48,991.00	15,005.74	153.20	33,985.26	30.6%*
TOTAL Intergovernmental	48,991.00	48,991.00	15,005.74	153.20	33,985.26	30.6%
TOTAL CJD DRUG COURT GRANT	48,991.00	48,991.00	15,005.74	153.20	33,985.26	30.6%
TOTAL REVENUES	48,991.00	48,991.00	15,005.74	153.20	33,985.26	
074 COUNTY DRUG COURT COURT COST						
43 Fees						
<u>074 437000 DRUG COURT FEE</u>	20,000.00	20,000.00	10,602.76	3,708.40	9,397.24	53.0%*

24



11/04/2020 17:35  
RScott

Lubbock County  
REVENUE SUMMARIES REPORT  
ACCOUNT SUMMARY JUNE 2020

P 18  
glytdbud

FOR 2020 09

	ORIGINAL ESTIM REV	REVISED EST REV	ACTUAL YTD REVENUE	ACTUAL MTD REVENUE	REMAINING REVENUE	PCT COLL
TOTAL Fees	20,000.00	20,000.00	10,602.76	3,708.40	9,397.24	53.0%
47 Interest						
<u>074 470000 INTEREST INCOME</u>	1,700.00	1,700.00	2,266.28	41.97	-566.28	133.3%*
TOTAL Interest	1,700.00	1,700.00	2,266.28	41.97	-566.28	133.3%
73 Draws						
<u>074 736100 DRAW FROM RESERVES</u>	17,040.00	17,040.00	.00	.00	17,040.00	.0%*
TOTAL Draws	17,040.00	17,040.00	.00	.00	17,040.00	.0%
TOTAL COUNTY DRUG COURT COURT	38,740.00	38,740.00	12,869.04	3,750.37	25,870.96	33.2%
TOTAL REVENUES	38,740.00	38,740.00	12,869.04	3,750.37	25,870.96	
075 DISPUTE RESOLUTION						
43 Fees						
<u>075 438000 ADR FEES</u>	250,500.00	250,500.00	161,918.15	23,146.35	88,581.85	64.6%*
<u>075 438100 ADMIN FEES</u>	23,000.00	23,000.00	13,680.00	650.00	9,320.00	59.5%*
<u>075 438210 MEDIATION FEES</u>	43,500.00	43,500.00	22,818.87	1,300.00	20,681.13	52.5%*
<u>075 438400 TRAINING FEES</u>	17,000.00	17,000.00	3,755.00	.00	13,245.00	22.1%*
<u>075 438500 ADR FEE OTH COUNTY</u>	900.00	900.00	270.00	60.00	630.00	30.0%*
TOTAL Fees	334,900.00	334,900.00	202,442.02	25,156.35	132,457.98	60.4%
47 Interest						
<u>075 470000 INTEREST INCOME</u>	.00	.00	601.51	4.91	-601.51	100.0%*
TOTAL Interest	.00	.00	601.51	4.91	-601.51	100.0%

25

11/04/2020 17:35  
RScott

Lubbock County  
REVENUE SUMMARIES REPORT  
ACCOUNT SUMMARY JUNE 2020

P 19  
glytdbud

FOR 2020 09

	ORIGINAL ESTIM REV	REVISED EST REV	ACTUAL YTD REVENUE	ACTUAL MTD REVENUE	REMAINING REVENUE	PCT COLL
TOTAL DISPUTE RESOLUTION	334,900.00	334,900.00	203,043.53	25,161.26	131,856.47	60.6%
TOTAL REVENUES	334,900.00	334,900.00	203,043.53	25,161.26	131,856.47	
076 USDA AG MEDIATION GRANT						
42 Intergovernmental						
<u>076 422010 FSA-USDA GRANT REVENUE</u>	300,000.00	300,000.00	98,887.96	39,904.02	201,112.04	33.0%*
TOTAL Intergovernmental	300,000.00	300,000.00	98,887.96	39,904.02	201,112.04	33.0%
43 Fees						
<u>076 438220 PROGRAM INCOME</u>	1,500.00	1,500.00	237.51	100.00	1,262.49	15.8%*
TOTAL Fees	1,500.00	1,500.00	237.51	100.00	1,262.49	15.8%
48 Other Revenue						
<u>076 480000 IN-KIND REVENUE</u>	118,500.00	118,500.00	34,328.97	13,208.44	84,171.03	29.0%*
TOTAL Other Revenue	118,500.00	118,500.00	34,328.97	13,208.44	84,171.03	29.0%
80 Transfers						
<u>076 807500 XFER FROM DISPUTE RESOL</u>	.00	.00	8,051.58	3,893.28	-8,051.58	100.0%*
TOTAL Transfers	.00	.00	8,051.58	3,893.28	-8,051.58	100.0%
TOTAL USDA AG MEDIATION GRANT	420,000.00	420,000.00	141,506.02	57,105.74	278,493.98	33.7%
TOTAL REVENUES	420,000.00	420,000.00	141,506.02	57,105.74	278,493.98	
077 DOMESTIC RELATIONS OFFICE						
43 Fees						
<u>077 438010 DRO FEES LUBBOCK COUNTY</u>	30,000.00	30,000.00	14,808.65	3,212.60	15,191.35	49.4%*

26

11/04/2020 17:35  
RScott

Lubbock County  
REVENUE SUMMARIES REPORT  
ACCOUNT SUMMARY JUNE 2020

P 20  
glytdbud

FOR 2020 09

	ORIGINAL ESTIM REV	REVISED EST REV	ACTUAL YTD REVENUE	ACTUAL MTD REVENUE	REMAINING REVENUE	PCT COLL
077 438100 ADMIN FEES	.00	.00	150.00	.00	-150.00	100.0%*
077 438200 SERVICE FEES	50,000.00	50,000.00	26,692.18	1,861.25	23,307.82	53.4%*
077 438510 SUPERVISED VISITATION	13,000.00	13,000.00	9,085.00	300.00	3,915.00	69.9%*
077 438700 COMMUNITY SUPERVISION	120,000.00	120,000.00	96,963.48	10,773.24	23,036.52	80.8%*
TOTAL Fees	213,000.00	213,000.00	147,699.31	16,147.09	65,300.69	69.3%
TOTAL DOMESTIC RELATIONS OFFIC	213,000.00	213,000.00	147,699.31	16,147.09	65,300.69	69.3%
TOTAL REVENUES	213,000.00	213,000.00	147,699.31	16,147.09	65,300.69	
079 VENUE HOT & STVR TAX						
40 Tax Collections						
27 079 401200 HOT TAX	2,000,000.00	2,000,000.00	1,033,138.74	80,881.16	966,861.26	51.7%*
079 401400 HOT TAX PENALTY & INTER	20,000.00	20,000.00	1,070.30	41.17	18,929.70	5.4%*
079 401600 SHORT TERM VEHICLE RENT	500,000.00	500,000.00	426,258.53	32,499.79	73,741.47	85.3%*
079 401700 STVR PENALTY AND INTERE	5,000.00	5,000.00	186.09	.00	4,813.91	3.7%*
TOTAL Tax Collections	2,525,000.00	2,525,000.00	1,460,653.66	113,422.12	1,064,346.34	57.8%
47 Interest						
079 470000 INTEREST INCOME	5,000.00	5,000.00	12,923.04	1,759.70	-7,923.04	258.5%*
TOTAL Interest	5,000.00	5,000.00	12,923.04	1,759.70	-7,923.04	258.5%
TOTAL VENUE HOT & STVR TAX	2,530,000.00	2,530,000.00	1,473,576.70	115,181.82	1,056,423.30	58.2%
TOTAL REVENUES	2,530,000.00	2,530,000.00	1,473,576.70	115,181.82	1,056,423.30	
081 LAW LIBRARY						
45 Charges for Services						
081 450900 COUNTY CLERK	67,500.00	67,500.00	48,081.66	6,090.00	19,418.34	71.2%*
081 451000 DISTRICT CLERK	104,700.00	104,700.00	64,770.81	12,380.86	39,929.19	61.9%*



11/04/2020 17:35  
RScott

Lubbock County  
REVENUE SUMMARIES REPORT  
ACCOUNT SUMMARY JUNE 2020

21  
glytdbud

FOR 2020 09

	ORIGINAL ESTIM REV	REVISED EST REV	ACTUAL YTD REVENUE	ACTUAL MTD REVENUE	REMAINING REVENUE	PCT COLL
TOTAL Charges for Services	172,200.00	172,200.00	112,852.47	18,470.86	59,347.53	65.5%
47 Interest						
<u>081 470000 INTEREST INCOME</u>	.00	.00	48.81	.00	-48.81	100.0%*
TOTAL Interest	.00	.00	48.81	.00	-48.81	100.0%
48 Other Revenue						
<u>081 484601 COPIES-NETWORK PRINTER</u>	300.00	300.00	49.30	11.40	250.70	16.4%*
<u>081 489900 OTHER REVENUE</u>	.00	.00	256.50	256.50	-256.50	100.0%*
TOTAL Other Revenue	300.00	300.00	305.80	267.90	-5.80	101.9%
80 Transfers						
<u>081 801100 XFER FROM GENERAL FUND</u>	9,353.00	9,353.00	.00	.00	9,353.00	.0%*
TOTAL Transfers	9,353.00	9,353.00	.00	.00	9,353.00	.0%
TOTAL LAW LIBRARY	181,853.00	181,853.00	113,207.08	18,738.76	68,645.92	62.3%
TOTAL REVENUES	181,853.00	181,853.00	113,207.08	18,738.76	68,645.92	
083 ELECTION SERVICES						
45 Charges for Services						
<u>083 453000 ELECTION SERVICES CONTR</u>	769,775.00	769,775.00	.00	.00	769,775.00	.0%*
TOTAL Charges for Services	769,775.00	769,775.00	.00	.00	769,775.00	.0%
TOTAL ELECTION SERVICES	769,775.00	769,775.00	.00	.00	769,775.00	.0%
TOTAL REVENUES	769,775.00	769,775.00	.00	.00	769,775.00	
085 ELECTION ADMINISTRATION						

28

11/04/2020 17:35  
RScott

Lubbock County  
REVENUE SUMMARIES REPORT  
ACCOUNT SUMMARY JUNE 2020

P 22  
lglytdbud

FOR 2020 09

	ORIGINAL ESTIM REV	REVISED EST REV	ACTUAL YTD REVENUE	ACTUAL MTD REVENUE	REMAINING REVENUE	PCT COLL
45 Charges for Services						
<u>085 453000 ELECTION SERVICES CONTR</u>	67,700.00	67,700.00	.00	.00	67,700.00	.0%*
TOTAL Charges for Services	67,700.00	67,700.00	.00	.00	67,700.00	.0%
47 Interest						
<u>085 470000 INTEREST INCOME</u>	.00	.00	1,371.02	24.39	-1,371.02	100.0%*
TOTAL Interest	.00	.00	1,371.02	24.39	-1,371.02	100.0%
TOTAL ELECTION ADMINISTRATION	67,700.00	67,700.00	1,371.02	24.39	66,328.98	2.0%
TOTAL REVENUES	67,700.00	67,700.00	1,371.02	24.39	66,328.98	
086 ELECTION EQUIPMENT						
45 Charges for Services						
<u>086 453000 ELECTION SERVICES CONTR</u>	79,500.00	79,500.00	.00	.00	79,500.00	.0%*
TOTAL Charges for Services	79,500.00	79,500.00	.00	.00	79,500.00	.0%
47 Interest						
<u>086 470000 INTEREST INCOME</u>	.00	.00	2,914.12	53.10	-2,914.12	100.0%*
TOTAL Interest	.00	.00	2,914.12	53.10	-2,914.12	100.0%
TOTAL ELECTION EQUIPMENT	79,500.00	79,500.00	2,914.12	53.10	76,585.88	3.7%
TOTAL REVENUES	79,500.00	79,500.00	2,914.12	53.10	76,585.88	
089 HISTORICAL CANNON RESTORATION						
42 Intergovernmental						
<u>089 420100 GRANT REVENUE</u>	6,000.00	6,000.00	-5,000.00	.00	11,000.00	-83.3%*

29

11/04/2020 17:35  
 RScott

 | Lubbock County  
 | REVENUE SUMMARIES REPORT  
 ACCOUNT SUMMARY JUNE 2020

 | P 23  
 | glytdbud

FOR 2020 09

	ORIGINAL ESTIM REV	REVISED EST REV	ACTUAL YTD REVENUE	ACTUAL MTD REVENUE	REMAINING REVENUE	PCT COLL
TOTAL Intergovernmental	6,000.00	6,000.00	-5,000.00	.00	11,000.00	-83.3%
47 Interest						
<u>089 470000 INTEREST INCOME</u>	.00	.00	88.94	1.05	-88.94	100.0%*
TOTAL Interest	.00	.00	88.94	1.05	-88.94	100.0%
80 Transfers						
<u>089 809600 XFER FROM HISTORICAL CO</u>	5,625.00	5,625.00	5,625.00	.00	.00	100.0%*
TOTAL Transfers	5,625.00	5,625.00	5,625.00	.00	.00	100.0%
TOTAL HISTORICAL CANNON RESTOR	11,625.00	11,625.00	713.94	1.05	10,911.06	6.1%
TOTAL REVENUES	11,625.00	11,625.00	713.94	1.05	10,911.06	
090 DIST CLK RECORDS MGT. AND PRES						
43 Fees						
<u>090 431200 DISTRICT CLERK RECORDS</u>	18,800.00	18,800.00	12,658.29	2,389.72	6,141.71	67.3%*
TOTAL Fees	18,800.00	18,800.00	12,658.29	2,389.72	6,141.71	67.3%
47 Interest						
<u>090 470000 INTEREST INCOME</u>	600.00	600.00	767.54	14.04	-167.54	127.9%*
TOTAL Interest	600.00	600.00	767.54	14.04	-167.54	127.9%
73 Draws						
<u>090 736100 DRAW FROM RESERVES</u>	25,301.00	25,301.00	.00	.00	25,301.00	.0%*

30



11/04/2020 17:35  
RScott

Lubbock County  
REVENUE SUMMARIES REPORT  
ACCOUNT SUMMARY JUNE 2020

P 24  
lglytbud

FOR 2020 09

	ORIGINAL ESTIM REV	REVISED EST REV	ACTUAL YTD REVENUE	ACTUAL MTD REVENUE	REMAINING REVENUE	PCT COLL
TOTAL Draws	25,301.00	25,301.00	.00	.00	25,301.00	.0%
TOTAL DIST CLK RECORDS MGT. AN	44,701.00	44,701.00	13,425.83	2,403.76	31,275.17	30.0%
TOTAL REVENUES	44,701.00	44,701.00	13,425.83	2,403.76	31,275.17	
091 CTY CLK RECORDS MGT. AND PRES						
43 Fees						
<u>091 431200 COUNTY CLERK RECORDS MG</u>	545,725.00	545,725.00	400,170.57	54,934.95	145,554.43	73.3%*
TOTAL Fees	545,725.00	545,725.00	400,170.57	54,934.95	145,554.43	73.3%
47 Interest						
<u>091 470000 INTEREST INCOME</u>	40,000.00	40,000.00	36,204.47	682.42	3,795.53	90.5%*
TOTAL Interest	40,000.00	40,000.00	36,204.47	682.42	3,795.53	90.5%
TOTAL CTY CLK RECORDS MGT. AND	585,725.00	585,725.00	436,375.04	55,617.37	149,349.96	74.5%
TOTAL REVENUES	585,725.00	585,725.00	436,375.04	55,617.37	149,349.96	
092 CTY RECORDS MGT. AND PRES						
43 Fees						
<u>092 431400 COUNTY RECORDS MGT. &amp; P</u>	58,000.00	58,000.00	33,401.33	6,519.33	24,598.67	57.6%*
TOTAL Fees	58,000.00	58,000.00	33,401.33	6,519.33	24,598.67	57.6%
47 Interest						
<u>092 470000 INTEREST INCOME</u>	6,000.00	6,000.00	4,512.14	72.32	1,487.86	75.2%*

11/04/2020 17:35  
RScott

Lubbock County  
REVENUE SUMMARIES REPORT  
ACCOUNT SUMMARY JUNE 2020

P 25  
glytdbud

FOR 2020 09

	ORIGINAL ESTIM REV	REVISED EST REV	ACTUAL YTD REVENUE	ACTUAL MTD REVENUE	REMAINING REVENUE	PCT COLL
TOTAL Interest	6,000.00	6,000.00	4,512.14	72.32	1,487.86	75.2%
73 Draws						
<u>092 736100 DRAW FROM RESERVES</u>	268,948.00	268,948.00	.00	.00	268,948.00	.0%*
TOTAL Draws	268,948.00	268,948.00	.00	.00	268,948.00	.0%
TOTAL CTY RECORDS MGT. AND PRE	332,948.00	332,948.00	37,913.47	6,591.65	295,034.53	11.4%
TOTAL REVENUES	332,948.00	332,948.00	37,913.47	6,591.65	295,034.53	
093 COURTHOUSE SECURITY						
32 43 Fees						
<u>093 431510 COURTHOUSE SECURITY FEE</u>	110,000.00	110,000.00	72,521.60	12,946.47	37,478.40	65.9%*
TOTAL Fees	110,000.00	110,000.00	72,521.60	12,946.47	37,478.40	65.9%
47 Interest						
<u>093 470000 INTEREST INCOME</u>	.00	.00	127.56	1.52	-127.56	100.0%*
TOTAL Interest	.00	.00	127.56	1.52	-127.56	100.0%
TOTAL COURTHOUSE SECURITY	110,000.00	110,000.00	72,649.16	12,947.99	37,350.84	66.0%
TOTAL REVENUES	110,000.00	110,000.00	72,649.16	12,947.99	37,350.84	
094 COURT RECORD PRESERVATION						
43 Fees						
<u>094 430500 COUNTY CLERK COURT RECO</u>	20,000.00	20,000.00	14,020.19	1,770.00	5,979.81	70.1%*

11/04/2020 17:35  
RScott

Lubbock County  
REVENUE SUMMARIES REPORT  
ACCOUNT SUMMARY JUNE 2020

P 26  
lglytbud

FOR 2020 09

	ORIGINAL ESTIM REV	REVISED EST REV	ACTUAL YTD REVENUE	ACTUAL MTD REVENUE	REMAINING REVENUE	PCT COLL
<u>094 432600 DISTRICT CLERK COURT RE</u>	28,000.00	28,000.00	18,955.40	3,624.14	9,044.60	67.7%*
TOTAL Fees	48,000.00	48,000.00	32,975.59	5,394.14	15,024.41	68.7%
47 Interest						
<u>094 470000 INTEREST INCOME</u>	2,500.00	2,500.00	2,311.81	44.39	188.19	92.5%*
TOTAL Interest	2,500.00	2,500.00	2,311.81	44.39	188.19	92.5%
TOTAL COURT RECORD PRESERVATIO	50,500.00	50,500.00	35,287.40	5,438.53	15,212.60	69.9%
TOTAL REVENUES	50,500.00	50,500.00	35,287.40	5,438.53	15,212.60	
33 095 LOCAL TRUANCY PREVENT & DIVERS						
43 Fees						
<u>095 435500 TRUANCY PREVENTION</u>	.00	.00	4,162.73	3,352.78	-4,162.73	100.0%*
TOTAL Fees	.00	.00	4,162.73	3,352.78	-4,162.73	100.0%
TOTAL LOCAL TRUANCY PREVENT &	.00	.00	4,162.73	3,352.78	-4,162.73	100.0%
TOTAL REVENUES	.00	.00	4,162.73	3,352.78	-4,162.73	
096 HISTORICAL COMMISSION						
47 Interest						
<u>096 470000 INTEREST INCOME</u>	100.00	100.00	46.10	.82	53.90	46.1%*
<u>096 472000 ROYALTIES &amp; DONATIONS</u>	500.00	500.00	.00	.00	1,500.00	-200.0%
TOTAL Interest	600.00	600.00	46.10	.82	1,553.90	7.7%
73 Draws						
<u>096 736100 DRAW FROM RESERVES</u>	4,075.00	4,075.00	.00	.00	4,075.00	.0%*



11/04/2020 17:35  
RScott

Lubbock County  
REVENUE SUMMARIES REPORT  
ACCOUNT SUMMARY JUNE 2020

P 27  
glytdbud

FOR 2020 09

	ORIGINAL ESTIM REV	REVISED EST REV	ACTUAL YTD REVENUE	ACTUAL MTD REVENUE	REMAINING REVENUE	PCT COLL
TOTAL Draws	4,075.00	4,075.00	.00	.00	4,075.00	.0%
80 Transfers						
<u>096 801100 XFER FROM GENERAL FUND</u>	8,100.00	8,100.00	.00	.00	8,100.00	.0%*
TOTAL Transfers	8,100.00	8,100.00	.00	.00	8,100.00	.0%
TOTAL HISTORICAL COMMISSION	12,775.00	12,775.00	46.10	.82	13,728.90	.4%
TOTAL REVENUES	12,775.00	12,775.00	46.10	.82	13,728.90	
097 CHILD ABUSE PREVENTION						
34 43 Fees						
<u>097 430100 CO CHILD ABUSE PREVENTI</u>	400.00	400.00	257.37	7.61	142.63	64.3%*
TOTAL Fees	400.00	400.00	257.37	7.61	142.63	64.3%
47 Interest						
<u>097 470000 INTEREST INCOME</u>	25.00	25.00	34.39	.63	-9.39	137.6%*
TOTAL Interest	25.00	25.00	34.39	.63	-9.39	137.6%
TOTAL CHILD ABUSE PREVENTION	425.00	425.00	291.76	8.24	133.24	68.6%
TOTAL REVENUES	425.00	425.00	291.76	8.24	133.24	
098 JUSTICE COURT TECHNOLOGY						
43 Fees						
<u>098 430120 JUDICIAL TECH FUND FEE-</u>	7,500.00	7,500.00	4,366.57	713.80	3,133.43	58.2%*

11/04/2020 17:35  
RScott

Lubbock County  
REVENUE SUMMARIES REPORT  
ACCOUNT SUMMARY JUNE 2020

1P 28  
glytdbud

FOR 2020 09

	ORIGINAL ESTIM REV	REVISED EST REV	ACTUAL YTD REVENUE	ACTUAL MTD REVENUE	REMAINING REVENUE	PCT COLL
098 430210 JUDICIAL TECH FUND FEE-	6,000.00	6,000.00	1,559.35	488.29	4,440.65	26.0%*
098 430310 JUDICIAL TECH FUND FEE-	3,000.00	3,000.00	1,419.78	307.94	1,580.22	47.3%*
098 430400 JUDICIAL TECH FUND FEE-	9,500.00	9,500.00	5,507.57	1,571.75	3,992.43	58.0%*
TOTAL Fees	26,000.00	26,000.00	12,853.27	3,081.78	13,146.73	49.4%
47 Interest						
098 470000 INTEREST INCOME	5,000.00	5,000.00	3,045.37	56.07	1,954.63	60.9%*
TOTAL Interest	5,000.00	5,000.00	3,045.37	56.07	1,954.63	60.9%
73 Draws						
098 736100 DRAW FROM RESERVES	85,900.00	85,900.00	.00	.00	85,900.00	.0%*
TOTAL Draws	85,900.00	85,900.00	.00	.00	85,900.00	.0%
TOTAL JUSTICE COURT TECHNOLOGY	116,900.00	116,900.00	15,898.64	3,137.85	101,001.36	13.6%
TOTAL REVENUES	116,900.00	116,900.00	15,898.64	3,137.85	101,001.36	
099 CTY/DIST COURT TECHNOLOGY						
43 Fees						
099 430510 COUNTY COURT TECHNOLOGY	3,300.00	3,300.00	582.34	19.93	2,717.66	17.6%*
099 432610 DISTRICT COURT TECHNOLO	2,800.00	2,800.00	1,707.90	518.86	1,092.10	61.0%*
TOTAL Fees	6,100.00	6,100.00	2,290.24	538.79	3,809.76	37.5%
47 Interest						
099 470000 INTEREST INCOME	750.00	750.00	708.15	13.02	41.85	94.4%*
TOTAL Interest	750.00	750.00	708.15	13.02	41.85	94.4%

35

11/04/2020 17:35  
RScott

Lubbock County  
REVENUE SUMMARIES REPORT  
ACCOUNT SUMMARY JUNE 2020

P 29  
lglytbud

FOR 2020 09

	ORIGINAL ESTIM REV	REVISED EST REV	ACTUAL YTD REVENUE	ACTUAL MTD REVENUE	REMAINING REVENUE	PCT COLL
TOTAL CTY/DIST COURT TECHNOLOG	6,850.00	6,850.00	2,998.39	551.81	3,851.61	43.8%
TOTAL REVENUES	6,850.00	6,850.00	2,998.39	551.81	3,851.61	
<hr/> 102 DIST COURT RECORDS TECHNOLOGY						
<hr/> 43 Fees						
<u>102 437310 DISTRICT COURT RECORDS</u>	32,000.00	32,000.00	22,511.67	4,357.30	9,488.33	70.3%*
TOTAL Fees	32,000.00	32,000.00	22,511.67	4,357.30	9,488.33	70.3%
<hr/> 47 Interest						
<u>102 470000 INTEREST INCOME</u>	1,500.00	1,500.00	1,277.50	24.89	222.50	85.2%*
TOTAL Interest	1,500.00	1,500.00	1,277.50	24.89	222.50	85.2%
<hr/> 73 Draws						
<u>102 736100 DRAW FROM RESERVES</u>	68,100.00	68,100.00	.00	.00	68,100.00	.0%*
TOTAL Draws	68,100.00	68,100.00	.00	.00	68,100.00	.0%
TOTAL DIST COURT RECORDS TECHN	101,600.00	101,600.00	23,789.17	4,382.19	77,810.83	23.4%
TOTAL REVENUES	101,600.00	101,600.00	23,789.17	4,382.19	77,810.83	
<hr/> 103 COUNTY CLERK RECORDS ARCHIVES						
<hr/> 43 Fees						
<u>103 437300 COUNTY CLERK RECORDS AR</u>	550,000.00	550,000.00	398,050.00	54,850.00	151,950.00	72.4%*
TOTAL Fees	550,000.00	550,000.00	398,050.00	54,850.00	151,950.00	72.4%
<hr/> 47 Interest						
<u>103 470000 INTEREST INCOME</u>	30,000.00	30,000.00	30,487.48	581.26	-487.48	101.6%*

36



11/04/2020 17:35  
RScott

Lubbock County  
REVENUE SUMMARIES REPORT  
ACCOUNT SUMMARY JUNE 2020

P 30  
glytdbud

FOR 2020 09

	ORIGINAL ESTIM REV	REVISED EST REV	ACTUAL YTD REVENUE	ACTUAL MTD REVENUE	REMAINING REVENUE	PCT COLL
TOTAL Interest	30,000.00	30,000.00	30,487.48	581.26	-487.48	101.6%
73 Draws						
<u>103 736100 DRAW FROM RESERVES</u>	885,000.00	885,000.00	.00	.00	885,000.00	.0%*
TOTAL Draws	885,000.00	885,000.00	.00	.00	885,000.00	.0%
TOTAL COUNTY CLERK RECORDS ARC	1,465,000.00	1,465,000.00	428,537.48	55,431.26	1,036,462.52	29.3%
TOTAL REVENUES	1,465,000.00	1,465,000.00	428,537.48	55,431.26	1,036,462.52	
105 COMMUNITY/ECONOMIC DEV PRG						
37 42 Intergovernmental						
<u>105 420300 STATE GRANT REVENUE</u>	16,000.00	16,000.00	248,115.98	.00	-232,115.98	1550.7%*
TOTAL Intergovernmental	16,000.00	16,000.00	248,115.98	.00	-232,115.98	1550.7%
47 Interest						
<u>105 470000 INTEREST INCOME</u>	.00	.00	2,418.94	40.69	-2,418.94	100.0%*
TOTAL Interest	.00	.00	2,418.94	40.69	-2,418.94	100.0%
80 Transfers						
<u>105 801100 XFER FROM GENERAL FUND</u>	123,423.00	123,423.00	.00	.00	123,423.00	.0%*
TOTAL Transfers	123,423.00	123,423.00	.00	.00	123,423.00	.0%
TOTAL COMMUNITY/ECONOMIC DEV P	139,423.00	139,423.00	250,534.92	40.69	-111,111.92	179.7%
TOTAL REVENUES	139,423.00	139,423.00	250,534.92	40.69	-111,111.92	
113 REGIONAL PUBLIC DEFENDER GRANT						
42 Intergovernmental						

11/04/2020 17:35  
RScott

Lubbock County  
REVENUE SUMMARIES REPORT  
ACCOUNT SUMMARY JUNE 2020

P 31  
glytdbud

FOR 2020 09

	ORIGINAL ESTIM REV	REVISED EST REV	ACTUAL YTD REVENUE	ACTUAL MTD REVENUE	REMAINING REVENUE	PCT COLL
<hr/>						
<u>113 420100 GRANT REVENUE</u>	4,220,000.00	4,221,036.00	2,692,355.87	971,890.46	1,528,680.13	63.8%*
<u>113 426000 INTER LOCAL</u>	1,977,871.00	2,007,404.00	1,934,941.99	8,646.00	72,462.01	96.4%*
TOTAL Intergovernmental	6,197,871.00	6,228,440.00	4,627,297.86	980,536.46	1,601,142.14	74.3%
<hr/>						
47 Interest						
<u>113 470000 INTEREST INCOME</u>	.00	.00	18,787.55	337.59	-18,787.55	100.0%*
TOTAL Interest	.00	.00	18,787.55	337.59	-18,787.55	100.0%
<hr/>						
80 Transfers						
<u>113 801100 XFER FROM GENERAL FUND</u>	103,114.00	103,114.00	103,114.00	.00	.00	100.0%*
TOTAL Transfers	103,114.00	103,114.00	103,114.00	.00	.00	100.0%
TOTAL REGIONAL PUBLIC DEFENDER	6,300,985.00	6,331,554.00	4,749,199.41	980,874.05	1,582,354.59	75.0%
TOTAL REVENUES	6,300,985.00	6,331,554.00	4,749,199.41	980,874.05	1,582,354.59	
<hr/>						
122 SHERIFF CONTRABAND						
<hr/>						
46 Fines/Forfeitures						
<u>122 461200 FORFEIT ASSETS - DEA</u>	100,000.00	100,000.00	108,843.98	.00	-8,843.98	108.8%*
<u>122 461400 FORFEITED FUNDS-CRIMINA</u>	250,000.00	250,000.00	56,174.41	8,337.00	193,825.59	22.5%*
TOTAL Fines/Forfeitures	350,000.00	350,000.00	165,018.39	8,337.00	184,981.61	47.1%
<hr/>						
47 Interest						
<u>122 470000 INTEREST INCOME</u>	3,500.00	3,500.00	3,433.93	82.89	66.07	98.1%*
TOTAL Interest	3,500.00	3,500.00	3,433.93	82.89	66.07	98.1%

38

11/04/2020 17:35  
RScott

Lubbock County  
REVENUE SUMMARIES REPORT  
ACCOUNT SUMMARY JUNE 2020

P 32  
glytdbud

FOR 2020 09

	ORIGINAL ESTIM REV	REVISED EST REV	ACTUAL YTD REVENUE	ACTUAL MTD REVENUE	REMAINING REVENUE	PCT COLL
48 Other Revenue						
<u>122 489900 OTHER REVENUE</u>	10,000.00	10,000.00	47,796.50	.00	-37,796.50	478.0%*
TOTAL Other Revenue	10,000.00	10,000.00	47,796.50	.00	-37,796.50	478.0%
TOTAL SHERIFF CONTRABAND	363,500.00	363,500.00	216,248.82	8,419.89	147,251.18	59.5%
TOTAL REVENUES	363,500.00	363,500.00	216,248.82	8,419.89	147,251.18	
124 INMATE SUPPLY						
47 Interest						
<u>124 470000 INTEREST INCOME</u>	17,000.00	17,000.00	27,585.03	3,829.10	-10,585.03	162.3%*
TOTAL Interest	17,000.00	17,000.00	27,585.03	3,829.10	-10,585.03	162.3%
48 Other Revenue						
<u>124 484300 CONCESSION COMMISSIONS</u>	830,000.00	830,000.00	803,660.54	89,689.88	26,339.46	96.8%*
<u>124 489900 OTHER REVENUE</u>	.00	.00	37,397.70	75.96	-37,397.70	100.0%*
TOTAL Other Revenue	830,000.00	830,000.00	841,058.24	89,765.84	-11,058.24	101.3%
TOTAL INMATE SUPPLY	847,000.00	847,000.00	868,643.27	93,594.94	-21,643.27	102.6%
TOTAL REVENUES	847,000.00	847,000.00	868,643.27	93,594.94	-21,643.27	
126 VINE GRANT						
42 Intergovernmental						
<u>126 420370 STATE REVENUE</u>	27,716.00	30,171.00	22,627.68	.00	7,543.32	75.0%*
TOTAL Intergovernmental	27,716.00	30,171.00	22,627.68	.00	7,543.32	75.0%

39



11/04/2020 17:35  
RScott

Lubbock County  
REVENUE SUMMARIES REPORT  
ACCOUNT SUMMARY JUNE 2020

P 33  
glytdbud

FOR 2020 09

	ORIGINAL ESTIM REV	REVISED EST REV	ACTUAL YTD REVENUE	ACTUAL MTD REVENUE	REMAINING REVENUE	PCT COLL
TOTAL VINE GRANT	27,716.00	30,171.00	22,627.68	.00	7,543.32	75.0%
TOTAL REVENUES	27,716.00	30,171.00	22,627.68	.00	7,543.32	
128 HOMELAND SECURITY GRANT						
42 Intergovernmental						
<u>128 423000 2014 HSGP HOMELAND SECU</u>	182,927.00	247,885.00	81,853.90	9,358.00	166,031.10	33.0%*
TOTAL Intergovernmental	182,927.00	247,885.00	81,853.90	9,358.00	166,031.10	33.0%
TOTAL HOMELAND SECURITY GRANT	182,927.00	247,885.00	81,853.90	9,358.00	166,031.10	33.0%
TOTAL REVENUES	182,927.00	247,885.00	81,853.90	9,358.00	166,031.10	
40 142 LEOSE SHERIFF						
42 Intergovernmental						
<u>142 424700 LEOSE REVENUE</u>	119,188.00	119,188.00	23,242.90	.00	95,945.10	19.5%*
TOTAL Intergovernmental	119,188.00	119,188.00	23,242.90	.00	95,945.10	19.5%
47 Interest						
<u>142 470000 INTEREST INCOME</u>	1,500.00	1,500.00	1,299.46	24.98	200.54	86.6%*
TOTAL Interest	1,500.00	1,500.00	1,299.46	24.98	200.54	86.6%
TOTAL LEOSE SHERIFF	120,688.00	120,688.00	24,542.36	24.98	96,145.64	20.3%
TOTAL REVENUES	120,688.00	120,688.00	24,542.36	24.98	96,145.64	
145 SHERIFF COMMISSARY SALARY						
42 Intergovernmental						
<u>145 424500 COMMISSARY SALARY REIMB</u>	597,418.00	597,418.00	368,683.39	.00	228,734.61	61.7%*

11/04/2020 17:35  
RScott

Lubbock County  
REVENUE SUMMARIES REPORT  
ACCOUNT SUMMARY JUNE 2020

IP 34  
glytdbud

FOR 2020 09

	ORIGINAL ESTIM REV	REVISED EST REV	ACTUAL YTD REVENUE	ACTUAL MTD REVENUE	REMAINING REVENUE	PCT COLL
TOTAL Intergovernmental	597,418.00	597,418.00	368,683.39	.00	228,734.61	61.7%
TOTAL SHERIFF COMMISSARY SALAR	597,418.00	597,418.00	368,683.39	.00	228,734.61	61.7%
TOTAL REVENUES	597,418.00	597,418.00	368,683.39	.00	228,734.61	
146 LECD EMER COMMUNICATION GRANT						
42 Intergovernmental						
<u>146 420410 GRANT REVENUE LECD</u>	.00	8,525.00	.00	.00	8,525.00	.0%*
TOTAL Intergovernmental	.00	8,525.00	.00	.00	8,525.00	.0%
41 TOTAL LECD EMER COMMUNICATION	.00	8,525.00	.00	.00	8,525.00	.0%
TOTAL REVENUES	.00	8,525.00	.00	.00	8,525.00	
148 MAT RE-ENTRY PROGRAM						
42 Intergovernmental						
<u>148 420100 GRANT REVENUE</u>	.00	219,984.00	.00	.00	219,984.00	.0%*
TOTAL Intergovernmental	.00	219,984.00	.00	.00	219,984.00	.0%
TOTAL MAT RE-ENTRY PROGRAM	.00	219,984.00	.00	.00	219,984.00	.0%
TOTAL REVENUES	.00	219,984.00	.00	.00	219,984.00	
150 TAG GRANT						
42 Intergovernmental						
<u>150 420100 GRANT REVENUE</u>	811,356.00	811,356.00	432,537.35	92,176.18	378,818.65	53.3%*
TOTAL Intergovernmental	811,356.00	811,356.00	432,537.35	92,176.18	378,818.65	53.3%

11/04/2020 17:35  
RScott

Lubbock County  
REVENUE SUMMARIES REPORT  
ACCOUNT SUMMARY JUNE 2020

P 35  
glytdbud

FOR 2020 09

	ORIGINAL ESTIM REV	REVISED EST REV	ACTUAL YTD REVENUE	ACTUAL MTD REVENUE	REMAINING REVENUE	PCT COLL
TOTAL TAG GRANT	811,356.00	811,356.00	432,537.35	92,176.18	378,818.65	53.3%
TOTAL REVENUES	811,356.00	811,356.00	432,537.35	92,176.18	378,818.65	
152 JMHCP GRANT						
42 Intergovernmental						
<u>152 420100 GRANT REVENUE</u>	136,830.00	134,327.00	30,060.33	.00	104,266.67	22.4%*
TOTAL Intergovernmental	136,830.00	134,327.00	30,060.33	.00	104,266.67	22.4%
48 Other Revenue						
<u>152 480000 IN-KIND REVENUE</u>	95,825.00	91,966.00	3,654.26	589.07	88,311.74	4.0%*
TOTAL Other Revenue	95,825.00	91,966.00	3,654.26	589.07	88,311.74	4.0%
TOTAL JMHCP GRANT	232,655.00	226,293.00	33,714.59	589.07	192,578.41	14.9%
TOTAL REVENUES	232,655.00	226,293.00	33,714.59	589.07	192,578.41	
161 CDA BUSINESS CRIMES						
43 Fees						
<u>161 434200 BAD CHECK COLLECTION FE</u>	60,000.00	60,000.00	38,987.22	3,565.45	21,012.78	65.0%*
TOTAL Fees	60,000.00	60,000.00	38,987.22	3,565.45	21,012.78	65.0%
47 Interest						
<u>161 470000 INTEREST INCOME</u>	380.00	380.00	426.61	13.84	-46.61	112.3%*
TOTAL Interest	380.00	380.00	426.61	13.84	-46.61	112.3%
48 Other Revenue						
<u>161 481500 OTHER REFUNDS/REIMBURSE</u>	38,005.00	38,005.00	30,161.30	.00	7,843.70	79.4%*

42



11/04/2020 17:35  
RScott

Lubbock County  
REVENUE SUMMARIES REPORT  
ACCOUNT SUMMARY JUNE 2020

P 36  
glytdbud

FOR 2020 09

	ORIGINAL ESTIM REV	REVISED EST REV	ACTUAL YTD REVENUE	ACTUAL MTD REVENUE	REMAINING REVENUE	PCT COLL
<u>161 489900 OTHER REVENUE</u>	10,115.00	10,115.00	954.18	.00	9,160.82	9.4%*
TOTAL Other Revenue	48,120.00	48,120.00	31,115.48	.00	17,004.52	64.7%
TOTAL CDA BUSINESS CRIMES	108,500.00	108,500.00	70,529.31	3,579.29	37,970.69	65.0%
TOTAL REVENUES	108,500.00	108,500.00	70,529.31	3,579.29	37,970.69	
<u>163 CDA CONTRABAND</u>						
47 Interest						
<u>163 470000 INTEREST INCOME</u>	500.00	500.00	617.50	16.25	-117.50	123.5%*
TOTAL Interest	500.00	500.00	617.50	16.25	-117.50	123.5%
<u>48 Other Revenue</u>						
<u>163 489900 OTHER REVENUE</u>	76,000.00	76,000.00	72,319.88	2,501.10	3,680.12	95.2%*
TOTAL Other Revenue	76,000.00	76,000.00	72,319.88	2,501.10	3,680.12	95.2%
TOTAL CDA CONTRABAND	76,500.00	76,500.00	72,937.38	2,517.35	3,562.62	95.3%
TOTAL REVENUES	76,500.00	76,500.00	72,937.38	2,517.35	3,562.62	
<u>164 CDA SPATTF GRANT</u>						
42 Intergovernmental						
<u>164 420300 STATE GRANT REVENUE</u>	404,523.00	404,523.00	253,746.33	.00	150,776.67	62.7%*
<u>164 420400 SPATTF REVENUE-FEDERAL</u>	.00	.00	3,151.95	.00	-3,151.95	100.0%*
TOTAL Intergovernmental	404,523.00	404,523.00	256,898.28	.00	147,624.72	63.5%
<u>47 Interest</u>						
<u>164 470010 INTEREST INCOME-PROGRAM</u>	.00	.00	7,618.18	8.80	-7,618.18	100.0%*

43

11/04/2020 17:35  
RScott

Lubbock County  
REVENUE SUMMARIES REPORT  
ACCOUNT SUMMARY JUNE 2020

P 37  
glytdbud

FOR 2020 09

	ORIGINAL ESTIM REV	REVISED EST REV	ACTUAL YTD REVENUE	ACTUAL MTD REVENUE	REMAINING REVENUE	PCT COLL
<u>164 470100 INTEREST INCOME-FEDERAL</u>	.00	.00	1,808.51	1.18	-1,808.51	100.0%*
TOTAL Interest	.00	.00	9,426.69	9.98	-9,426.69	100.0%
48 Other Revenue						
<u>164 480000 IN-KIND REVENUE</u>	177,217.00	177,217.00	127,356.78	14,117.42	49,860.22	71.9%*
<u>164 480520 SPATTF PROGRAM INCOME</u>	.00	.00	30,993.54	.00	-30,993.54	100.0%*
TOTAL Other Revenue	177,217.00	177,217.00	158,350.32	14,117.42	18,866.68	89.4%
80 Transfers						
<u>4 164 801100 XFER FROM GENERAL FUND</u>	142,232.00	142,232.00	86,576.21	.00	55,655.79	60.9%*
TOTAL Transfers	142,232.00	142,232.00	86,576.21	.00	55,655.79	60.9%
TOTAL CDA SPATTF GRANT	723,972.00	723,972.00	511,251.50	14,127.40	212,720.50	70.6%
TOTAL REVENUES	723,972.00	723,972.00	511,251.50	14,127.40	212,720.50	
166 CDA JAG GRANT						
42 Intergovernmental						
<u>166 422510 FEDERAL GRANT REVENUE-J</u>	90,885.00	90,885.00	78,464.36	.00	12,420.64	86.3%*
<u>166 422700 FEDERAL GRANT REVENUE-J</u>	80,918.00	80,918.00	57,167.63	.00	23,750.37	70.6%*
<u>166 422800 FEDERAL GRANT REVENUE-J</u>	.00	93,957.00	93,957.00	.00	.00	100.0%*
TOTAL Intergovernmental	171,803.00	265,760.00	229,588.99	.00	36,171.01	86.4%
47 Interest						
<u>166 470020 INTEREST REVENUE JAG19</u>	.00	.00	37.38	21.10	-37.38	100.0%*
<u>166 470300 INTEREST REVENUE-JAG18</u>	.00	.00	1,565.06	17.97	-1,565.06	100.0%*
<u>166 470900 INTEREST REVENUE JAG17</u>	.00	.00	876.77	10.72	-876.77	100.0%*

11/04/2020 17:35  
RScott

Lubbock County  
REVENUE SUMMARIES REPORT  
ACCOUNT SUMMARY JUNE 2020

IP 38  
glytdbud

FOR 2020 09

	ORIGINAL ESTIM REV	REVISED EST REV	ACTUAL YTD REVENUE	ACTUAL MTD REVENUE	REMAINING REVENUE	PCT COLL
TOTAL Interest	.00	.00	2,479.21	49.79	-2,479.21	100.0%
TOTAL CDA JAG GRANT	171,803.00	265,760.00	232,068.20	49.79	33,691.80	87.3%
TOTAL REVENUES	171,803.00	265,760.00	232,068.20	49.79	33,691.80	
<hr/> 168 CDA Border Prosecution Unit						
<hr/> 42 Intergovernmental						
<u>168 420100 GRANT REVENUE</u>	.00	127,500.00	270.59	270.59	127,229.41	.2%*
TOTAL Intergovernmental	.00	127,500.00	270.59	270.59	127,229.41	.2%
TOTAL CDA Border Prosecution U	.00	127,500.00	270.59	270.59	127,229.41	.2%
TOTAL REVENUES	.00	127,500.00	270.59	270.59	127,229.41	
<hr/> 171 CDA VOCA VICTIM ADV PROJECT						
<hr/> 42 Intergovernmental						
<u>171 420300 STATE GRANT REVENUE</u>	216,946.00	216,946.00	71,596.44	20,323.79	145,349.56	33.0%*
TOTAL Intergovernmental	216,946.00	216,946.00	71,596.44	20,323.79	145,349.56	33.0%
<hr/> 80 Transfers						
<u>171 801100 XFER FROM GENERAL FUND</u>	54,236.00	54,236.00	17,899.08	5,080.92	36,336.92	33.0%*
TOTAL Transfers	54,236.00	54,236.00	17,899.08	5,080.92	36,336.92	33.0%
TOTAL CDA VOCA VICTIM ADV PROJ	271,182.00	271,182.00	89,495.52	25,404.71	181,686.48	33.0%
TOTAL REVENUES	271,182.00	271,182.00	89,495.52	25,404.71	181,686.48	
<hr/> 201 GEN OB REFUNDING BOND SRS 2016						
<hr/> 40 Tax Collections						

45



FOR 2020 09

	ORIGINAL ESTIM REV	REVISED EST REV	ACTUAL YTD REVENUE	ACTUAL MTD REVENUE	REMAINING REVENUE	PCT COLL
<u>201 400100 CURRENT AD VALOREM TAXE</u>	6,345,030.00	6,345,030.00	6,250,812.36	36,539.68	94,217.64	98.5%*
<u>201 400400 PEN &amp; INT - CURRENT LEV</u>	26,014.00	26,014.00	25,189.93	5,193.10	824.07	96.8%*
<u>201 400500 DELIQ TAXES - PRIOR YEA</u>	38,705.00	38,705.00	37,779.36	1,764.19	925.64	97.6%*
<u>201 400600 PEN &amp; INT - PRIOR YEARS</u>	19,669.00	19,669.00	17,479.20	1,635.92	2,189.80	88.9%*
TOTAL Tax Collections	6,429,418.00	6,429,418.00	6,331,260.85	45,132.89	98,157.15	98.5%
47 Interest						
<u>201 470000 INTEREST INCOME</u>	30,000.00	30,000.00	31,043.22	432.53	-1,043.22	103.5%*
TOTAL Interest	30,000.00	30,000.00	31,043.22	432.53	-1,043.22	103.5%
TOTAL GEN OB REFUNDING BOND SR	6,459,418.00	6,459,418.00	6,362,304.07	45,565.42	97,113.93	98.5%
TOTAL REVENUES	6,459,418.00	6,459,418.00	6,362,304.07	45,565.42	97,113.93	
202 UNLIMITED TAX ROAD BONDS 2019						
40 Tax Collections						
<u>202 400100 CURRENT AD VALOREM TAXE</u>	394,415.00	394,415.00	388,558.00	2,271.34	5,857.00	98.5%*
<u>202 400400 PEN &amp; INT - CURRENT LEV</u>	1,617.00	1,617.00	1,565.86	322.81	51.14	96.8%*
<u>202 400500 DELIQ TAXES - PRIOR YEA</u>	2,406.00	2,406.00	.00	.00	2,406.00	.0%*
<u>202 400600 PEN &amp; INT - PRIOR YEARS</u>	1,221.00	1,221.00	.00	.00	1,221.00	.0%*
TOTAL Tax Collections	399,659.00	399,659.00	390,123.86	2,594.15	9,535.14	97.6%
47 Interest						
<u>202 470000 INTEREST INCOME</u>	1,000.00	1,000.00	1,427.73	21.13	-427.73	142.8%*
TOTAL Interest	1,000.00	1,000.00	1,427.73	21.13	-427.73	142.8%
TOTAL UNLIMITED TAX ROAD BONDS	400,659.00	400,659.00	391,551.59	2,615.28	9,107.41	97.7%
TOTAL REVENUES	400,659.00	400,659.00	391,551.59	2,615.28	9,107.41	

204 TAX NOTES, SERIES 2013

40 Tax Collections

46

11/04/2020 17:35  
RScott

Lubbock County  
REVENUE SUMMARIES REPORT  
ACCOUNT SUMMARY JUNE 2020

P 40  
glytdbud

FOR 2020 09

	ORIGINAL ESTIM REV	REVISED EST REV	ACTUAL YTD REVENUE	ACTUAL MTD REVENUE	REMAINING REVENUE	PCT COLL
<hr/>						
204 400100 CURRENT AD VALOREM TAXE	1,399,546.00	1,399,546.00	1,378,763.80	8,059.68	20,782.20	98.5%*
204 400400 PEN & INT - CURRENT LEV	5,738.00	5,738.00	5,556.26	1,145.47	181.74	96.8%*
204 400500 DELIQ TAXES - PRIOR YEA	8,537.00	8,537.00	8,167.18	381.38	369.82	95.7%*
204 400600 PEN & INT - PRIOR YEARS	4,339.00	4,339.00	3,778.70	353.65	560.30	87.1%*
TOTAL Tax Collections	1,418,160.00	1,418,160.00	1,396,265.94	9,940.18	21,894.06	98.5%
<hr/>						
47 Interest						
204 470000 INTEREST INCOME	6,000.00	6,000.00	5,018.47	58.44	981.53	83.6%*
TOTAL Interest	6,000.00	6,000.00	5,018.47	58.44	981.53	83.6%
47 TOTAL TAX NOTES, SERIES 2013	1,424,160.00	1,424,160.00	1,401,284.41	9,998.62	22,875.59	98.4%
TOTAL REVENUES	1,424,160.00	1,424,160.00	1,401,284.41	9,998.62	22,875.59	
<hr/>						
206 GEN OB REFUNDING BOND SRS 2013						
<hr/>						
40 Tax Collections						
206 400100 CURRENT AD VALOREM TAXE	195,188.00	195,188.00	192,289.52	1,124.05	2,898.48	98.5%*
206 400400 PEN & INT - CURRENT LEV	800.00	800.00	774.91	159.75	25.09	96.9%*
206 400500 DELIQ TAXES - PRIOR YEA	1,191.00	1,191.00	1,150.15	53.70	40.85	96.6%*
206 400600 PEN & INT - PRIOR YEARS	605.00	605.00	532.18	49.80	72.82	88.0%*
TOTAL Tax Collections	197,784.00	197,784.00	194,746.76	1,387.30	3,037.24	98.5%
<hr/>						
47 Interest						
206 470000 INTEREST INCOME	1,000.00	1,000.00	3,156.97	57.98	-2,156.97	315.7%*
TOTAL Interest	1,000.00	1,000.00	3,156.97	57.98	-2,156.97	315.7%
TOTAL GEN OB REFUNDING BOND SR	198,784.00	198,784.00	197,903.73	1,445.28	880.27	99.6%
TOTAL REVENUES	198,784.00	198,784.00	197,903.73	1,445.28	880.27	
<hr/>						
301 ROAD CONSTRUCTION FUND						

11/04/2020 17:35  
RScott

Lubbock County  
REVENUE SUMMARIES REPORT  
ACCOUNT SUMMARY JUNE 2020

P 41  
glytdbud

FOR 2020 09

	ORIGINAL ESTIM REV	REVISED EST REV	ACTUAL YTD REVENUE	ACTUAL MTD REVENUE	REMAINING REVENUE	PCT COLL
42 Intergovernmental						
<u>301 421300 TRANSPORTATION IMPROVEM</u>	2,648,000.00	2,648,000.00	431,705.89	.00	2,216,294.11	16.3%*
TOTAL Intergovernmental	2,648,000.00	2,648,000.00	431,705.89	.00	2,216,294.11	16.3%
47 Interest						
<u>301 470000 INTEREST INCOME</u>	.00	.00	956.34	.00	-956.34	100.0%*
TOTAL Interest	.00	.00	956.34	.00	-956.34	100.0%
73 Draws						
<u>301 736100 DRAW FROM RESERVES</u>	215,236.00	215,236.00	.00	.00	215,236.00	.0%*
TOTAL Draws	215,236.00	215,236.00	.00	.00	215,236.00	.0%
TOTAL ROAD CONSTRUCTION FUND	2,863,236.00	2,863,236.00	432,662.23	.00	2,430,573.77	15.1%
TOTAL REVENUES	2,863,236.00	2,863,236.00	432,662.23	.00	2,430,573.77	
302 ROAD BOND CONTRUCTION						
47 Interest						
<u>302 470000 INTEREST INCOME</u>	5,126,000.00	5,126,000.00	50,040.11	899.62	5,075,959.89	1.0%*
TOTAL Interest	5,126,000.00	5,126,000.00	50,040.11	899.62	5,075,959.89	1.0%
TOTAL ROAD BOND CONTRUCTION	5,126,000.00	5,126,000.00	50,040.11	899.62	5,075,959.89	1.0%
TOTAL REVENUES	5,126,000.00	5,126,000.00	50,040.11	899.62	5,075,959.89	
306 CRTIC RENOVATIONS						
73 Draws						
<u>306 736100 DRAW FROM RESERVES</u>	151,787.00	151,787.00	.00	.00	151,787.00	.0%*

48



11/04/2020 17:35  
RScott

Lubbock County  
REVENUE SUMMARIES REPORT  
ACCOUNT SUMMARY JUNE 2020

P 42  
lglytbud

FOR 2020 09

	ORIGINAL ESTIM REV	REVISED EST REV	ACTUAL YTD REVENUE	ACTUAL MTD REVENUE	REMAINING REVENUE	PCT COLL
TOTAL Draws	151,787.00	151,787.00	.00	.00	151,787.00	.0%
TOTAL CRTIC RENOVATIONS	151,787.00	151,787.00	.00	.00	151,787.00	.0%
TOTAL REVENUES	151,787.00	151,787.00	.00	.00	151,787.00	
307 CRTIC RENOVATIONS #2						
47 Interest						
<u>307 470000 INTEREST INCOME</u>	5,000.00	5,000.00	2,351.36	.00	2,648.64	47.0%*
TOTAL Interest	5,000.00	5,000.00	2,351.36	.00	2,648.64	47.0%
49 80 Transfers						
<u>307 801100 XFER FROM GENERAL FUND</u>	1,998,213.00	1,998,213.00	.00	.00	1,998,213.00	.0%*
TOTAL Transfers	1,998,213.00	1,998,213.00	.00	.00	1,998,213.00	.0%
TOTAL CRTIC RENOVATIONS #2	2,003,213.00	2,003,213.00	2,351.36	.00	2,000,861.64	.1%
TOTAL REVENUES	2,003,213.00	2,003,213.00	2,351.36	.00	2,000,861.64	
308 VENUE CAPITAL PROJECT						
47 Interest						
<u>308 470000 INTEREST INCOME</u>	.00	.00	886.89	886.89	-886.89	100.0%*
TOTAL Interest	.00	.00	886.89	886.89	-886.89	100.0%
48 Other Revenue						
<u>308 485500 BOND PROCEEDS</u>	.00	.00	5,085,000.00	5,085,000.00	-5,085,000.00	100.0%*

11/04/2020 17:35  
RScott

Lubbock County  
REVENUE SUMMARIES REPORT  
ACCOUNT SUMMARY JUNE 2020

P 43  
glytbud

FOR 2020 09

	ORIGINAL ESTIM REV	REVISED EST REV	ACTUAL YTD REVENUE	ACTUAL MTD REVENUE	REMAINING REVENUE	PCT COLL
TOTAL Other Revenue	.00	.00	5,085,000.00	5,085,000.00	-5,085,000.00	100.0%
TOTAL VENUE CAPITAL PROJECT	.00	.00	5,085,886.89	5,085,886.89	-5,085,886.89	100.0%
TOTAL REVENUES	.00	.00	5,085,886.89	5,085,886.89	-5,085,886.89	
401 EMPLOYEE HEALTH BENEFIT						
47 Interest						
<u>401 470000 INTEREST INCOME</u>	100,000.00	100,000.00	89,037.61	1,638.63	10,962.39	89.0%*
TOTAL Interest	100,000.00	100,000.00	89,037.61	1,638.63	10,962.39	89.0%
50 48 Other Revenue						
<u>401 480600 INSURANCE REIMBURSEMENT</u>	50,000.00	50,000.00	818.04	.00	49,181.96	1.6%*
<u>401 483010 SURVIVOR SB872 INSURANC</u>	1,000.00	1,000.00	.00	.00	1,000.00	.0%*
<u>401 483100 COBRA INSURANCE PREMIUM</u>	20,000.00	20,000.00	15,980.86	723.35	4,019.14	79.9%*
<u>401 483200 RETIREE INSURANCE PREMI</u>	115,000.00	115,000.00	83,185.00	9,005.00	31,815.00	72.3%*
<u>401 484400 STOP LOSS REIMBURSEMENT</u>	500,000.00	500,000.00	.00	.00	500,000.00	.0%*
<u>401 485100 EMPLOYEE MEDICAL SHARE</u>	1,700,000.00	1,700,000.00	1,180,638.10	118,174.86	519,361.90	69.4%*
<u>401 485200 COUNTY MEDICAL SHARE</u>	10,614,000.00	10,614,000.00	7,299,034.10	726,770.33	3,314,965.90	68.8%*
<u>401 489900 OTHER REVENUE</u>	100,000.00	100,000.00	4,159.79	.00	95,840.21	4.2%*
TOTAL Other Revenue	13,100,000.00	13,100,000.00	8,583,815.89	854,673.54	4,516,184.11	65.5%
TOTAL EMPLOYEE HEALTH BENEFIT	13,200,000.00	13,200,000.00	8,672,853.50	856,312.17	4,527,146.50	65.7%
TOTAL REVENUES	13,200,000.00	13,200,000.00	8,672,853.50	856,312.17	4,527,146.50	
403 WORKERS COMPENSATION						
47 Interest						
<u>403 470000 INTEREST INCOME</u>	120,000.00	120,000.00	64,722.80	1,217.03	55,277.20	53.9%*
TOTAL Interest	120,000.00	120,000.00	64,722.80	1,217.03	55,277.20	53.9%

11/04/2020 17:35  
RScott

Lubbock County  
REVENUE SUMMARIES REPORT  
ACCOUNT SUMMARY JUNE 2020

P 44  
glytdbud

FOR 2020 09

	ORIGINAL ESTIM REV	REVISED EST REV	ACTUAL YTD REVENUE	ACTUAL MTD REVENUE	REMAINING REVENUE	PCT COLL
48 Other Revenue						
<u>403 480600 INSURANCE REIMBURSEMENT</u>	10,000.00	10,000.00	67,768.58	.00	-57,768.58	677.7%*
<u>403 485210 COUNTY W/C SHARE</u>	1,500,000.00	1,500,000.00	991,858.57	.00	508,141.43	66.1%*
<u>403 489900 OTHER REVENUE</u>	500.00	500.00	.00	.00	500.00	.0%*
TOTAL Other Revenue	1,510,500.00	1,510,500.00	1,059,627.15	.00	450,872.85	70.2%
73 Draws						
<u>403 736100 DRAW FROM RESERVES</u>	2,500,000.00	2,500,000.00	.00	.00	2,500,000.00	.0%*
TOTAL Draws	2,500,000.00	2,500,000.00	.00	.00	2,500,000.00	.0%
TOTAL WORKERS COMPENSATION	4,130,500.00	4,130,500.00	1,124,349.95	1,217.03	3,006,150.05	27.2%
TOTAL REVENUES	4,130,500.00	4,130,500.00	1,124,349.95	1,217.03	3,006,150.05	
GRAND TOTAL	198,930,547.00	199,848,828.00	143,767,781.42	12,076,092.52	56,082,703.20	71.9%

\*\* END OF REPORT - Generated by Scott, Rhonda \*\*

51



# Revenue Summaries Report

---

For Fiscal: 2019-2020 Period Ending 06/30/20

**Group/Fund Summary**

11/04/2020 17:49  
RScott

Lubbock County  
REVENUE SUMMARIES REPORT  
GROUP SUMMARY JUNE 2020

P 1  
glytdbud

FOR 2020 09

	ORIGINAL ESTIM REV	REVISED EST REV	ACTUAL YTD REVENUE	ACTUAL MTD REVENUE	REMAINING REVENUE	PCT COLL
011 GENERAL FUND						
40 Tax Collections	89,361,177.00	89,361,177.00	76,621,245.61	2,377,992.43	12,739,931.39	85.7%
41 Licenses/Permits	187,425.00	187,425.00	126,539.00	14,717.20	60,886.00	67.5%
42 Intergovernmental	3,081,779.00	3,460,993.00	2,176,766.77	110,507.44	1,284,226.23	62.9%
43 Fees	3,272,775.00	3,272,775.00	1,996,560.12	254,566.17	1,276,214.88	61.0%
44 Commissions	4,451,650.00	4,451,650.00	3,982,952.82	137,898.60	468,697.18	89.5%
45 Charges for Services	2,183,500.00	2,183,500.00	1,270,487.82	342,314.45	913,012.18	58.2%
46 Fines/Forfeitures	1,179,050.00	1,179,050.00	492,156.55	44,877.34	686,893.45	41.7%
47 Interest	725,000.00	725,000.00	593,821.63	10,843.60	131,178.37	81.9%
48 Other Revenue	2,239,170.00	2,239,170.00	1,415,140.68	43,201.52	824,029.32	63.2%
73 Draws	2,448,671.00	2,448,671.00	.00	.00	2,448,671.00	.0%
80 Transfers	2,500,000.00	2,500,000.00	2,500,000.00	.00	.00	100.0%
TOTAL REVENUES	111,630,197.00	112,009,411.00	91,175,671.00	3,336,918.75	20,834,096.62	
52 020 CONSOLIDATED ROAD AND BRIDGE						
42 Intergovernmental	412,500.00	412,500.00	412,274.61	.00	225.39	99.9%
45 Charges for Services	2,750,000.00	2,750,000.00	1,975,081.05	311,235.00	774,918.95	71.8%
47 Interest	60,000.00	60,000.00	7,743.90	.00	52,256.10	12.9%
48 Other Revenue	348,000.00	348,000.00	169,298.49	413.00	178,701.51	48.6%
73 Draws	785,339.00	785,339.00	.00	.00	785,339.00	.0%
80 Transfers	5,413,381.00	5,413,381.00	634,860.29	.00	4,778,520.71	11.7%
TOTAL REVENUES	9,769,220.00	9,769,220.00	3,199,258.34	311,648.00	6,569,961.66	
031 PRECINCT 1 PARK						
40 Tax Collections	107,364.00	107,364.00	105,680.19	750.77	1,683.81	98.4%
47 Interest	8,000.00	8,000.00	6,962.95	124.74	1,037.05	87.0%
48 Other Revenue	8,000.00	8,000.00	5,200.00	.00	3,100.00	65.0%
73 Draws	100,903.00	100,903.00	.00	.00	100,903.00	.0%
TOTAL REVENUES	224,267.00	224,267.00	117,843.14	875.51	106,723.86	
032 SLATON/ROOSEVELT PARK						
40 Tax Collections	107,364.00	107,364.00	105,680.19	750.77	1,683.81	98.4%

11/04/2020 17:49  
RScott

Lubbock County  
REVENUE SUMMARIES REPORT  
GROUP SUMMARY JUNE 2020

IP 2  
glytdbud

FOR 2020 09

	ORIGINAL ESTIM REV	REVISED EST REV	ACTUAL YTD REVENUE	ACTUAL MTD REVENUE	REMAINING REVENUE	PCT COLL
47 Interest	3,000.00	3,000.00	1,920.63	33.51	1,079.37	64.0%
48 Other Revenue	8,000.00	8,000.00	1,850.00	.00	6,150.00	23.1%
73 Draws	108,674.00	108,674.00	.00	.00	108,674.00	.0%
TOTAL REVENUES	227,038.00	227,038.00	109,450.82	784.28	117,587.18	
033 IDALOU/NEW DEAL PARK						
40 Tax Collections	107,364.00	107,364.00	105,680.19	750.77	1,683.81	98.4%
47 Interest	5,000.00	5,000.00	2,863.72	50.77	2,136.28	57.3%
48 Other Revenue	6,200.00	6,200.00	3,775.00	100.00	2,425.00	60.9%
73 Draws	142,515.00	142,515.00	.00	.00	142,515.00	.0%
TOTAL REVENUES	261,079.00	261,079.00	112,318.91	901.54	148,760.09	
53 034 SHALLOWATER PARK						
40 Tax Collections	107,364.00	107,364.00	105,680.19	750.77	1,683.81	98.4%
47 Interest	5,000.00	5,000.00	3,695.83	66.03	1,304.17	73.9%
48 Other Revenue	2,500.00	2,500.00	1,910.00	200.00	590.00	76.4%
73 Draws	40,663.00	40,663.00	.00	.00	40,663.00	.0%
TOTAL REVENUES	155,527.00	155,527.00	111,286.02	1,016.80	44,240.98	
041 PERMANENT IMPROVEMENT						
40 Tax Collections	2,147,329.00	2,147,329.00	2,113,607.68	15,015.91	33,721.32	98.4%
47 Interest	50,000.00	50,000.00	40,532.74	691.36	9,467.26	81.1%
48 Other Revenue	483,732.00	483,732.00	362,799.00	40,311.00	120,933.00	75.0%
73 Draws	1,141,944.00	1,141,944.00	.00	.00	1,141,944.00	.0%
80 Transfers	1,758,210.00	1,758,210.00	1,741,231.00	.00	16,979.00	99.0%
TOTAL REVENUES	5,581,215.00	5,581,215.00	4,258,170.42	56,018.27	1,323,044.58	
042 NEW ROAD						
73 Draws	634,861.00	634,861.00	.00	.00	634,861.00	.0%
TOTAL REVENUES	634,861.00	634,861.00	.00	.00	634,861.00	
043 LCETRZ NO1 TAX INCREMENT FUND						



11/04/2020 17:49  
RScott

Lubbock County  
REVENUE SUMMARIES REPORT  
GROUP SUMMARY JUNE 2020

P 3  
glytbud

FOR 2020 09

	ORIGINAL ESTIM REV	REVISED EST REV	ACTUAL YTD REVENUE	ACTUAL MTD REVENUE	REMAINING REVENUE	PCT COLL
47 Interest	3,000.00	3,000.00	5,838.88	99.52	-2,838.88	194.6%
73 Draws	400,604.00	400,604.00	.00	.00	400,604.00	.0%
80 Transfers	150,000.00	150,000.00	145,800.82	.00	4,199.18	97.2%
TOTAL REVENUES	553,604.00	553,604.00	151,639.70	99.52	401,964.30	
046 TJJD (P) JJAEP GRANT						
42 Intergovernmental	80,000.00	80,000.00	54,362.50	.00	25,637.50	68.0%
TOTAL REVENUES	80,000.00	80,000.00	54,362.50	.00	25,637.50	
047 TJJD (R) REG DIVERSION GRANT						
42 Intergovernmental	12,422.00	12,422.00	12,421.34	.00	.66	100.0%
TOTAL REVENUES	12,422.00	12,422.00	12,421.34	.00	.66	
050 JUVENILE STAR PROGRAM						
42 Intergovernmental	425,000.00	425,000.00	425,000.00	.00	.00	100.0%
48 Other Revenue	1,895.00	1,895.00	1,894.65	.00	.35	100.0%
80 Transfers	183,909.00	175,000.00	175,000.00	.00	.00	100.0%
TOTAL REVENUES	610,804.00	601,895.00	601,894.65	.00	.35	
051 JUVENILE PROBATION						
45 Charges for Services	5,000.00	5,000.00	2,881.00	200.00	2,119.00	57.6%
47 Interest	32,000.00	32,000.00	60,160.47	1,152.30	-28,160.47	188.0%
48 Other Revenue	3,000.00	3,000.00	824.95	99.75	2,175.05	27.5%
73 Draws	1,254,549.00	1,254,549.00	.00	.00	1,254,549.00	.0%
80 Transfers	6,000,000.00	6,000,000.00	4,500,000.00	500,000.00	1,500,000.00	75.0%
TOTAL REVENUES	7,294,549.00	7,294,549.00	4,563,866.42	501,452.05	2,730,682.58	
054 TJJD (A) JUV PROB COMM GRANT						
42 Intergovernmental	1,657,504.00	1,663,894.00	1,487,323.84	163,009.10	176,570.16	89.4%

54

11/04/2020 17:49  
RScott

Lubbock County  
REVENUE SUMMARIES REPORT  
GROUP SUMMARY JUNE 2020

P 4  
glytbud

FOR 2020 09

	ORIGINAL ESTIM REV	REVISED EST REV	ACTUAL YTD REVENUE	ACTUAL MTD REVENUE	REMAINING REVENUE	PCT COLL
80 Transfers	431,331.00	431,331.00	.00	.00	431,331.00	.0%
TOTAL REVENUES	2,088,835.00	2,095,225.00	1,487,323.84	163,009.10	607,901.16	
055 JUVENILE DETENTION						
45 Charges for Services	500,000.00	500,000.00	623,161.67	48,360.00	-123,161.67	124.6%
80 Transfers	4,002,836.00	4,002,836.00	1,903,676.87	.00	2,099,159.13	47.6%
TOTAL REVENUES	4,502,836.00	4,502,836.00	2,526,838.54	48,360.00	1,975,997.46	
057 JUVENILE FOOD SERVICE						
42 Intergovernmental	157,449.00	157,449.00	118,986.16	19,505.48	38,462.84	75.6%
80 Transfers	222,789.00	222,789.00	129,199.99	.00	93,589.01	58.0%
TOTAL REVENUES	380,238.00	380,238.00	248,186.15	19,505.48	132,051.85	
064 TJJD (E) TITLE IV E GRANT						
42 Intergovernmental	99,000.00	99,000.00	5,355.35	.00	93,644.65	5.4%
80 Transfers	105,400.00	105,400.00	22,672.34	.00	82,727.66	21.5%
TOTAL REVENUES	204,400.00	204,400.00	28,027.69	.00	176,372.31	
066 CJD RE ENTRY DRUG COURT GRANT						
42 Intergovernmental	40,953.00	40,953.00	28,660.34	4,841.15	12,292.66	70.0%
TOTAL REVENUES	40,953.00	40,953.00	28,660.34	4,841.15	12,292.66	
067 CJD DWI COURT GRANT						
42 Intergovernmental	36,612.00	36,612.00	19,131.18	1,531.24	17,480.82	52.3%
TOTAL REVENUES	36,612.00	36,612.00	19,131.18	1,531.24	17,480.82	
070 ON LINE ACCESS						

55

11/04/2020 17:49  
RSScott

Lubbock County  
REVENUE SUMMARIES REPORT  
GROUP SUMMARY JUNE 2020

5  
glytdbud

FOR 2020 09

	ORIGINAL ESTIM REV	REVISED EST REV	ACTUAL YTD REVENUE	ACTUAL MTD REVENUE	REMAINING REVENUE	PCT COLL
43 Fees	35,000.00	35,000.00	28,506.00	7,921.00	6,494.00	81.4%
47 Interest	4,000.00	4,000.00	3,316.72	61.56	683.28	82.9%
73 Draws	146,000.00	146,000.00	.00	.00	146,000.00	.0%
TOTAL REVENUES	185,000.00	185,000.00	31,822.72	7,982.56	153,177.28	
072 CJD DRUG COURT GRANT						
42 Intergovernmental	48,991.00	48,991.00	15,005.74	153.20	33,985.26	30.6%
TOTAL REVENUES	48,991.00	48,991.00	15,005.74	153.20	33,985.26	
074 COUNTY DRUG COURT COURT COST						
43 Fees	20,000.00	20,000.00	10,602.76	3,708.40	9,397.24	53.0%
47 Interest	1,700.00	1,700.00	2,266.28	41.97	-566.28	133.3%
73 Draws	17,040.00	17,040.00	.00	.00	17,040.00	.0%
TOTAL REVENUES	38,740.00	38,740.00	12,869.04	3,750.37	25,870.96	
075 DISPUTE RESOLUTION						
43 Fees	334,900.00	334,900.00	202,442.02	25,156.35	132,457.98	60.4%
47 Interest	.00	.00	601.51	4.91	-601.51	100.0%
TOTAL REVENUES	334,900.00	334,900.00	203,043.53	25,161.26	131,856.47	
076 USDA AG MEDIATION GRANT						
42 Intergovernmental	300,000.00	300,000.00	98,887.96	39,904.02	201,112.04	33.0%
43 Fees	1,500.00	1,500.00	237.51	100.00	1,262.49	15.8%
48 Other Revenue	118,500.00	118,500.00	34,328.97	13,208.44	84,171.03	29.0%
80 Transfers	.00	.00	8,051.58	3,893.28	-8,051.58	100.0%
TOTAL REVENUES	420,000.00	420,000.00	141,506.02	57,105.74	278,493.98	
077 DOMESTIC RELATIONS OFFICE						
43 Fees	213,000.00	213,000.00	147,699.31	16,147.09	65,300.69	69.3%
TOTAL REVENUES	213,000.00	213,000.00	147,699.31	16,147.09	65,300.69	

56



11/04/2020 17:49  
RScott

Lubbock County  
REVENUE SUMMARIES REPORT  
GROUP SUMMARY JUNE 2020

P 6  
glytdbud

FOR 2020 09

	ORIGINAL ESTIM REV	REVISED EST REV	ACTUAL YTD REVENUE	ACTUAL MTD REVENUE	REMAINING REVENUE	PCT COLL
079 VENUE HOT & STVR TAX						
40 Tax Collections	2,525,000.00	2,525,000.00	1,460,653.66	113,422.12	1,064,346.34	57.8%
47 Interest	5,000.00	5,000.00	12,923.04	1,759.70	-7,923.04	258.5%
TOTAL REVENUES	2,530,000.00	2,530,000.00	1,473,576.70	115,181.82	1,056,423.30	
081 LAW LIBRARY						
45 Charges for Services	172,200.00	172,200.00	112,852.47	18,470.86	59,347.53	65.5%
47 Interest	.00	.00	48.81	.00	-48.81	100.0%
48 Other Revenue	300.00	300.00	305.80	267.90	-5.80	101.9%
80 Transfers	9,353.00	9,353.00	.00	.00	9,353.00	.0%
TOTAL REVENUES	181,853.00	181,853.00	113,207.08	18,738.76	68,645.92	
083 ELECTION SERVICES						
45 Charges for Services	769,775.00	769,775.00	.00	.00	769,775.00	.0%
TOTAL REVENUES	769,775.00	769,775.00	.00	.00	769,775.00	
085 ELECTION ADMINISTRATION						
45 Charges for Services	67,700.00	67,700.00	.00	.00	67,700.00	.0%
47 Interest	.00	.00	1,371.02	24.39	-1,371.02	100.0%
TOTAL REVENUES	67,700.00	67,700.00	1,371.02	24.39	66,328.98	
086 ELECTION EQUIPMENT						
45 Charges for Services	79,500.00	79,500.00	.00	.00	79,500.00	.0%
47 Interest	.00	.00	2,914.12	53.10	-2,914.12	100.0%
TOTAL REVENUES	79,500.00	79,500.00	2,914.12	53.10	76,585.88	
089 HISTORICAL CANNON RESTORATION						

57

11/04/2020 17:49  
RScott

Lubbock County  
REVENUE SUMMARIES REPORT  
GROUP SUMMARY JUNE 2020

7  
glytdbud

FOR 2020 09

	ORIGINAL ESTIM REV	REVISED EST REV	ACTUAL YTD REVENUE	ACTUAL MTD REVENUE	REMAINING REVENUE	PCT COLL
42 Intergovernmental	6,000.00	6,000.00	-5,000.00	.00	11,000.00	-83.3%
47 Interest	.00	.00	88.94	1.05	-88.94	100.0%
80 Transfers	5,625.00	5,625.00	5,625.00	.00	.00	100.0%
TOTAL REVENUES	11,625.00	11,625.00	713.94	1.05	10,911.06	
090 DIST CLK RECORDS MGT. AND PRES						
43 Fees	18,800.00	18,800.00	12,658.29	2,389.72	6,141.71	67.3%
47 Interest	600.00	600.00	767.54	14.04	-167.54	127.9%
73 Draws	25,301.00	25,301.00	.00	.00	25,301.00	.0%
TOTAL REVENUES	44,701.00	44,701.00	13,425.83	2,403.76	31,275.17	
091 CTY CLK RECORDS MGT. AND PRES						
43 Fees	545,725.00	545,725.00	400,170.57	54,934.95	145,554.43	73.3%
47 Interest	40,000.00	40,000.00	36,204.47	682.42	3,795.53	90.5%
TOTAL REVENUES	585,725.00	585,725.00	436,375.04	55,617.37	149,349.96	
092 CTY RECORDS MGT. AND PRES						
43 Fees	58,000.00	58,000.00	33,401.33	6,519.33	24,598.67	57.6%
47 Interest	6,000.00	6,000.00	4,512.14	72.32	1,487.86	75.2%
73 Draws	268,948.00	268,948.00	.00	.00	268,948.00	.0%
TOTAL REVENUES	332,948.00	332,948.00	37,913.47	6,591.65	295,034.53	
093 COURTHOUSE SECURITY						
43 Fees	110,000.00	110,000.00	72,521.60	12,946.47	37,478.40	65.9%
47 Interest	.00	.00	127.56	1.52	-127.56	100.0%
TOTAL REVENUES	110,000.00	110,000.00	72,649.16	12,947.99	37,350.84	
094 COURT RECORD PRESERVATION						
43 Fees	48,000.00	48,000.00	32,975.59	5,394.14	15,024.41	68.7%

58

11/04/2020 17:49  
RScott

Lubbock County  
REVENUE SUMMARIES REPORT  
GROUP SUMMARY JUNE 2020

IP 8  
lglytbud

FOR 2020 09

	ORIGINAL ESTIM REV	REVISED EST REV	ACTUAL YTD REVENUE	ACTUAL MTD REVENUE	REMAINING REVENUE	PCT COLL
47 Interest	2,500.00	2,500.00	2,311.81	44.39	188.19	92.5%
TOTAL REVENUES	50,500.00	50,500.00	35,287.40	5,438.53	15,212.60	
095 LOCAL TRUANCY PREVENT & DIVERS						
43 Fees	.00	.00	4,162.73	3,352.78	-4,162.73	100.0%
TOTAL REVENUES	.00	.00	4,162.73	3,352.78	-4,162.73	
096 HISTORICAL COMMISSION						
47 Interest	600.00	600.00	46.10	.82	1,553.90	7.7%
73 Draws	4,075.00	4,075.00	.00	.00	4,075.00	.0%
80 Transfers	8,100.00	8,100.00	.00	.00	8,100.00	.0%
TOTAL REVENUES	12,775.00	12,775.00	46.10	.82	13,728.90	
097 CHILD ABUSE PREVENTION						
43 Fees	400.00	400.00	257.37	7.61	142.63	64.3%
47 Interest	25.00	25.00	34.39	.63	-9.39	137.6%
TOTAL REVENUES	425.00	425.00	291.76	8.24	133.24	
098 JUSTICE COURT TECHNOLOGY						
43 Fees	26,000.00	26,000.00	12,853.27	3,081.78	13,146.73	49.4%
47 Interest	5,000.00	5,000.00	3,045.37	56.07	1,954.63	60.9%
73 Draws	85,900.00	85,900.00	.00	.00	85,900.00	.0%
TOTAL REVENUES	116,900.00	116,900.00	15,898.64	3,137.85	101,001.36	
099 CTY/DIST COURT TECHNOLOGY						
43 Fees	6,100.00	6,100.00	2,290.24	538.79	3,809.76	37.5%
47 Interest	750.00	750.00	708.15	13.02	41.85	94.4%
TOTAL REVENUES	6,850.00	6,850.00	2,998.39	551.81	3,851.61	
102 DIST COURT RECORDS TECHNOLOGY						

59



11/04/2020 17:49  
RScott

Lubbock County  
REVENUE SUMMARIES REPORT  
GROUP SUMMARY JUNE 2020

9  
glytdbud

FOR 2020 09

	ORIGINAL ESTIM REV	REVISED EST REV	ACTUAL YTD REVENUE	ACTUAL MTD REVENUE	REMAINING REVENUE	PCT COLL
43 Fees	32,000.00	32,000.00	22,511.67	4,357.30	9,488.33	70.3%
47 Interest	1,500.00	1,500.00	1,277.50	24.89	222.50	85.2%
73 Draws	68,100.00	68,100.00	.00	.00	68,100.00	.0%
TOTAL REVENUES	101,600.00	101,600.00	23,789.17	4,382.19	77,810.83	
103 COUNTY CLERK RECORDS ARCHIVES						
43 Fees	550,000.00	550,000.00	398,050.00	54,850.00	151,950.00	72.4%
47 Interest	30,000.00	30,000.00	30,487.48	581.26	-487.48	101.6%
73 Draws	885,000.00	885,000.00	.00	.00	885,000.00	.0%
TOTAL REVENUES	1,465,000.00	1,465,000.00	428,537.48	55,431.26	1,036,462.52	
105 COMMUNITY/ECONOMIC DEV PRG						
42 Intergovernmental	16,000.00	16,000.00	248,115.98	.00	-232,115.98	1550.7%
47 Interest	.00	.00	2,418.94	40.69	-2,418.94	100.0%
80 Transfers	123,423.00	123,423.00	.00	.00	123,423.00	.0%
TOTAL REVENUES	139,423.00	139,423.00	250,534.92	40.69	-111,111.92	
113 REGIONAL PUBLIC DEFENDER GRANT						
42 Intergovernmental	6,197,871.00	6,228,440.00	4,627,297.86	980,536.46	1,601,142.14	74.3%
47 Interest	.00	.00	18,787.55	337.59	-18,787.55	100.0%
80 Transfers	103,114.00	103,114.00	103,114.00	.00	.00	100.0%
TOTAL REVENUES	6,300,985.00	6,331,554.00	4,749,199.41	980,874.05	1,582,354.59	
122 SHERIFF CONTRABAND						
46 Fines/Forfeitures	350,000.00	350,000.00	165,018.39	8,337.00	184,981.61	47.1%
47 Interest	3,500.00	3,500.00	3,433.93	82.89	66.07	98.1%
48 Other Revenue	10,000.00	10,000.00	47,796.50	.00	-37,796.50	478.0%
TOTAL REVENUES	363,500.00	363,500.00	216,248.82	8,419.89	147,251.18	
124 INMATE SUPPLY						

60

11/04/2020 17:49  
RScott

Lubbock County  
REVENUE SUMMARIES REPORT  
GROUP SUMMARY JUNE 2020

P 10  
glydbud

FOR 2020 09

	ORIGINAL ESTIM REV	REVISED EST REV	ACTUAL YTD REVENUE	ACTUAL MTD REVENUE	REMAINING REVENUE	PCT COLL
47 Interest	17,000.00	17,000.00	27,585.03	3,829.10	-10,585.03	162.3%
48 Other Revenue	830,000.00	830,000.00	841,058.24	89,765.84	-11,058.24	101.3%
TOTAL REVENUES	847,000.00	847,000.00	868,643.27	93,594.94	-21,643.27	
126 VINE GRANT						
42 Intergovernmental	27,716.00	30,171.00	22,627.68	.00	7,543.32	75.0%
TOTAL REVENUES	27,716.00	30,171.00	22,627.68	.00	7,543.32	
128 HOMELAND SECURITY GRANT						
42 Intergovernmental	182,927.00	247,885.00	81,853.90	9,358.00	166,031.10	33.0%
TOTAL REVENUES	182,927.00	247,885.00	81,853.90	9,358.00	166,031.10	
142 LEOSE SHERIFF						
42 Intergovernmental	119,188.00	119,188.00	23,242.90	.00	95,945.10	19.5%
47 Interest	1,500.00	1,500.00	1,299.46	24.98	200.54	86.6%
TOTAL REVENUES	120,688.00	120,688.00	24,542.36	24.98	96,145.64	
145 SHERIFF COMMISSARY SALARY						
42 Intergovernmental	597,418.00	597,418.00	368,683.39	.00	228,734.61	61.7%
TOTAL REVENUES	597,418.00	597,418.00	368,683.39	.00	228,734.61	
146 LECD EMER COMMUNICATION GRANT						
42 Intergovernmental	.00	8,525.00	.00	.00	8,525.00	.0%
TOTAL REVENUES	.00	8,525.00	.00	.00	8,525.00	
148 MAT RE-ENTRY PROGRAM						

61

11/04/2020 17:49  
RScott

Lubbock County  
REVENUE SUMMARIES REPORT  
GROUP SUMMARY JUNE 2020

P 11  
glytdbud

FOR 2020 09

	ORIGINAL ESTIM REV	REVISED EST REV	ACTUAL YTD REVENUE	ACTUAL MTD REVENUE	REMAINING REVENUE	PCT COLL
42 Intergovernmental	.00	219,984.00	.00	.00	219,984.00	.0%
TOTAL REVENUES	.00	219,984.00	.00	.00	219,984.00	
150 TAG GRANT						
42 Intergovernmental	811,356.00	811,356.00	432,537.35	92,176.18	378,818.65	53.3%
TOTAL REVENUES	811,356.00	811,356.00	432,537.35	92,176.18	378,818.65	
152 JMHCP GRANT						
42 Intergovernmental	136,830.00	134,327.00	30,060.33	.00	104,266.67	22.4%
48 Other Revenue	95,825.00	91,966.00	3,654.26	589.07	88,311.74	4.0%
TOTAL REVENUES	232,655.00	226,293.00	33,714.59	589.07	192,578.41	
161 CDA BUSINESS CRIMES						
43 Fees	60,000.00	60,000.00	38,987.22	3,565.45	21,012.78	65.0%
47 Interest	380.00	380.00	426.61	13.84	-46.61	112.3%
48 Other Revenue	48,120.00	48,120.00	31,115.48	.00	17,004.52	64.7%
TOTAL REVENUES	108,500.00	108,500.00	70,529.31	3,579.29	37,970.69	
163 CDA CONTRABAND						
47 Interest	500.00	500.00	617.50	16.25	-117.50	123.5%
48 Other Revenue	76,000.00	76,000.00	72,319.88	2,501.10	3,680.12	95.2%
TOTAL REVENUES	76,500.00	76,500.00	72,937.38	2,517.35	3,562.62	
164 CDA SPATTF GRANT						
42 Intergovernmental	404,523.00	404,523.00	256,898.28	.00	147,624.72	63.5%
47 Interest	.00	.00	9,426.69	9.98	-9,426.69	100.0%
48 Other Revenue	177,217.00	177,217.00	158,350.32	14,117.42	18,866.68	89.4%
80 Transfers	142,232.00	142,232.00	86,576.21	.00	55,655.79	60.9%
TOTAL REVENUES	723,972.00	723,972.00	511,251.50	14,127.40	212,720.50	
166 CDA JAG GRANT						

62



11/04/2020 17:49  
RScott

Lubbock County  
REVENUE SUMMARIES REPORT  
GROUP SUMMARY JUNE 2020

P 12  
glytdbud

FOR 2020 09

	ORIGINAL ESTIM REV	REVISED EST REV	ACTUAL YTD REVENUE	ACTUAL MTD REVENUE	REMAINING REVENUE	PCT COLL
42 Intergovernmental	171,803.00	265,760.00	229,588.99	.00	36,171.01	86.4%
47 Interest	.00	.00	2,479.21	49.79	-2,479.21	100.0%
TOTAL REVENUES	171,803.00	265,760.00	232,068.20	49.79	33,691.80	
168 CDA Border Prosecution Unit						
42 Intergovernmental	.00	127,500.00	270.59	270.59	127,229.41	.2%
TOTAL REVENUES	.00	127,500.00	270.59	270.59	127,229.41	
171 CDA VOCA VICTIM ADV PROJECT						
42 Intergovernmental	216,946.00	216,946.00	71,596.44	20,323.79	145,349.56	33.0%
80 Transfers	54,236.00	54,236.00	17,899.08	5,080.92	36,336.92	33.0%
TOTAL REVENUES	271,182.00	271,182.00	89,495.52	25,404.71	181,686.48	
201 GEN OB REFUNDING BOND SRS 2016						
40 Tax Collections	6,429,418.00	6,429,418.00	6,331,260.85	45,132.89	98,157.15	98.5%
47 Interest	30,000.00	30,000.00	31,043.22	432.53	-1,043.22	103.5%
TOTAL REVENUES	6,459,418.00	6,459,418.00	6,362,304.07	45,565.42	97,113.93	
202 UNLIMITED TAX ROAD BONDS 2019						
40 Tax Collections	399,659.00	399,659.00	390,123.86	2,594.15	9,535.14	97.6%
47 Interest	1,000.00	1,000.00	1,427.73	21.13	-427.73	142.8%
TOTAL REVENUES	400,659.00	400,659.00	391,551.59	2,615.28	9,107.41	
204 TAX NOTES, SERIES 2013						
40 Tax Collections	1,418,160.00	1,418,160.00	1,396,265.94	9,940.18	21,894.06	98.5%
47 Interest	6,000.00	6,000.00	5,018.47	58.44	981.53	83.6%
TOTAL REVENUES	1,424,160.00	1,424,160.00	1,401,284.41	9,998.62	22,875.59	
206 GEN OB REFUNDING BOND SRS 2013						

63

11/04/2020 17:49  
RScott

Lubbock County  
REVENUE SUMMARIES REPORT  
GROUP SUMMARY JUNE 2020

P 13  
glytdbud

FOR 2020 09

	ORIGINAL ESTIM REV	REVISED EST REV	ACTUAL YTD REVENUE	ACTUAL MTD REVENUE	REMAINING REVENUE	PCT COLL
40 Tax Collections	197,784.00	197,784.00	194,746.76	1,387.30	3,037.24	98.5%
47 Interest	1,000.00	1,000.00	3,156.97	57.98	-2,156.97	315.7%
TOTAL REVENUES	198,784.00	198,784.00	197,903.73	1,445.28	880.27	
301 ROAD CONSTRUCTION FUND						
42 Intergovernmental	2,648,000.00	2,648,000.00	431,705.89	.00	2,216,294.11	16.3%
47 Interest	.00	.00	956.34	.00	-956.34	100.0%
73 Draws	215,236.00	215,236.00	.00	.00	215,236.00	.0%
TOTAL REVENUES	2,863,236.00	2,863,236.00	432,662.23	.00	2,430,573.77	
302 ROAD BOND CONTRUCTION						
64 47 Interest	5,126,000.00	5,126,000.00	50,040.11	899.62	5,075,959.89	1.0%
TOTAL REVENUES	5,126,000.00	5,126,000.00	50,040.11	899.62	5,075,959.89	
306 CRTIC RENOVATIONS						
73 Draws	151,787.00	151,787.00	.00	.00	151,787.00	.0%
TOTAL REVENUES	151,787.00	151,787.00	.00	.00	151,787.00	
307 CRTIC RENOVATIONS #2						
47 Interest	5,000.00	5,000.00	2,351.36	.00	2,648.64	47.0%
80 Transfers	1,998,213.00	1,998,213.00	.00	.00	1,998,213.00	.0%
TOTAL REVENUES	2,003,213.00	2,003,213.00	2,351.36	.00	2,000,861.64	
308 VENUE CAPITAL PROJECT						
47 Interest	.00	.00	886.89	886.89	-886.89	100.0%
48 Other Revenue	.00	.00	5,085,000.00	5,085,000.00	-5,085,000.00	100.0%
TOTAL REVENUES	.00	.00	5,085,886.89	5,085,886.89	-5,085,886.89	
401 EMPLOYEE HEALTH BENEFIT						

11/04/2020 17:49  
RScott

Lubbock County  
REVENUE SUMMARIES REPORT  
GROUP SUMMARY JUNE 2020

IP 14  
glytdbud

FOR 2020 09

	ORIGINAL ESTIM REV	REVISED EST REV	ACTUAL YTD REVENUE	ACTUAL MTD REVENUE	REMAINING REVENUE	PCT COLL
47 Interest	100,000.00	100,000.00	89,037.61	1,638.63	10,962.39	89.0%
48 Other Revenue	13,100,000.00	13,100,000.00	8,583,815.89	854,673.54	4,516,184.11	65.5%
TOTAL REVENUES	13,200,000.00	13,200,000.00	8,672,853.50	856,312.17	4,527,146.50	
403 WORKERS COMPENSATION						
47 Interest	120,000.00	120,000.00	64,722.80	1,217.03	55,277.20	53.9%
48 Other Revenue	1,510,500.00	1,510,500.00	1,059,627.15	.00	450,872.85	70.2%
73 Draws	2,500,000.00	2,500,000.00	.00	.00	2,500,000.00	.0%
TOTAL REVENUES	4,130,500.00	4,130,500.00	1,124,349.95	1,217.03	3,006,150.05	
GRAND TOTAL	198,930,547.00	199,848,828.00	143,767,781.42	12,076,092.52	56,082,703.20	71.9%

\*\* END OF REPORT - Generated by Scott, Rhonda \*\*



11/04/2020 17:57  
RScott

Lubbock County  
REVENUE SUMMARIES REPORT  
FUND SUMMARY JUNE 2020

P 1  
glytbud

FOR 2020 09

	ORIGINAL ESTIM REV	REVISED EST REV	ACTUAL YTD REVENUE	ACTUAL MTD REVENUE	REMAINING REVENUE	PCT COLL
011 GENERAL FUND						
TOTAL REVENUES	111,630,197.00	112,009,411.00	91,175,671.00	3,336,918.75	20,834,096.62	
020 CONSOLIDATED ROAD AND BRIDGE						
TOTAL REVENUES	9,769,220.00	9,769,220.00	3,199,258.34	311,648.00	6,569,961.66	
031 PRECINCT 1 PARK						
TOTAL REVENUES	224,267.00	224,267.00	117,843.14	875.51	106,723.86	
032 SLATON/ROOSEVELT PARK						
TOTAL REVENUES	227,038.00	227,038.00	109,450.82	784.28	117,587.18	
033 IDALOU/NEW DEAL PARK						
TOTAL REVENUES	261,079.00	261,079.00	112,318.91	901.54	148,760.09	
034 SHALLOWATER PARK						
TOTAL REVENUES	155,527.00	155,527.00	111,286.02	1,016.80	44,240.98	
041 PERMANENT IMPROVEMENT						
TOTAL REVENUES	5,581,215.00	5,581,215.00	4,258,170.42	56,018.27	1,323,044.58	
042 NEW ROAD						
TOTAL REVENUES	634,861.00	634,861.00	.00	.00	634,861.00	
043 LCETRZ NO1 TAX INCREMENT FUND						
TOTAL REVENUES	553,604.00	553,604.00	151,639.70	99.52	401,964.30	
046 TJJD (P) JJAEP GRANT						
TOTAL REVENUES	80,000.00	80,000.00	54,362.50	.00	25,637.50	
047 TJJD (R) REG DIVERSION GRANT						
TOTAL REVENUES	12,422.00	12,422.00	12,421.34	.00	.66	
050 JUVENILE STAR PROGRAM						

09

11/04/2020 17:57  
RScott

Lubbock County  
REVENUE SUMMARIES REPORT  
FUND SUMMARY JUNE 2020

IP 2  
glytdbud

FOR 2020 09

	ORIGINAL ESTIM REV	REVISED EST REV	ACTUAL YTD REVENUE	ACTUAL MTD REVENUE	REMAINING REVENUE	PCT COLL
051 JUVENILE PROBATION	610,804.00	601,895.00	601,894.65	.00	.35	
054 TJJD (A) JUV PROB COMM GRANT	7,294,549.00	7,294,549.00	4,563,866.42	501,452.05	2,730,682.58	
055 JUVENILE DETENTION	2,088,835.00	2,095,225.00	1,487,323.84	163,009.10	607,901.16	
057 JUVENILE FOOD SERVICE	4,502,836.00	4,502,836.00	2,526,838.54	48,360.00	1,975,997.46	
67 064 TJJD (E) TITLE IV E GRANT	380,238.00	380,238.00	248,186.15	19,505.48	132,051.85	
066 CJD RE ENTRY DRUG COURT GRANT	204,400.00	204,400.00	28,027.69	.00	176,372.31	
067 CJD DWI COURT GRANT	40,953.00	40,953.00	28,660.34	4,841.15	12,292.66	
070 ON LINE ACCESS	36,612.00	36,612.00	19,131.18	1,531.24	17,480.82	
072 CJD DRUG COURT GRANT	185,000.00	185,000.00	31,822.72	7,982.56	153,177.28	
074 COUNTY DRUG COURT COURT COST	48,991.00	48,991.00	15,005.74	153.20	33,985.26	
075 DISPUTE RESOLUTION	38,740.00	38,740.00	12,869.04	3,750.37	25,870.96	

11/04/2020 17:57  
RScott

Lubbock County  
REVENUE SUMMARIES REPORT  
FUND SUMMARY JUNE 2020

P 3  
glytbud

FOR 2020 09

	ORIGINAL ESTIM REV	REVISED EST REV	ACTUAL YTD REVENUE	ACTUAL MTD REVENUE	REMAINING REVENUE	PCT COLL
076 USDA AG MEDIATION GRANT	334,900.00	334,900.00	203,043.53	25,161.26	131,856.47	
077 DOMESTIC RELATIONS OFFICE	420,000.00	420,000.00	141,506.02	57,105.74	278,493.98	
079 VENUE HOT & STVR TAX	213,000.00	213,000.00	147,699.31	16,147.09	65,300.69	
081 LAW LIBRARY	2,530,000.00	2,530,000.00	1,473,576.70	115,181.82	1,056,423.30	
083 ELECTION SERVICES	181,853.00	181,853.00	113,207.08	18,738.76	68,645.92	
085 ELECTION ADMINISTRATION	769,775.00	769,775.00	.00	.00	769,775.00	
086 ELECTION EQUIPMENT	67,700.00	67,700.00	1,371.02	24.39	66,328.98	
089 HISTORICAL CANNON RESTORATION	79,500.00	79,500.00	2,914.12	53.10	76,585.88	
090 DIST CLK RECORDS MGT. AND PRES	11,625.00	11,625.00	713.94	1.05	10,911.06	
091 CTY CLK RECORDS MGT. AND PRES	44,701.00	44,701.00	13,425.83	2,403.76	31,275.17	
092 CTY RECORDS MGT. AND PRES	585,725.00	585,725.00	436,375.04	55,617.37	149,349.96	

88



11/04/2020 17:57  
RScott

Lubbock County  
REVENUE SUMMARIES REPORT  
FUND SUMMARY JUNE 2020

IP 4  
glytdbud

FOR 2020 09

	ORIGINAL ESTIM REV	REVISED EST REV	ACTUAL YTD REVENUE	ACTUAL MTD REVENUE	REMAINING REVENUE	PCT COLL
093 COURTHOUSE SECURITY	TOTAL REVENUES 332,948.00	332,948.00	37,913.47	6,591.65	295,034.53	
094 COURT RECORD PRESERVATION	TOTAL REVENUES 110,000.00	110,000.00	72,649.16	12,947.99	37,350.84	
095 LOCAL TRUANCY PREVENT & DIVERS	TOTAL REVENUES 50,500.00	50,500.00	35,287.40	5,438.53	15,212.60	
096 HISTORICAL COMMISSION	TOTAL REVENUES .00	.00	4,162.73	3,352.78	-4,162.73	
097 CHILD ABUSE PREVENTION	TOTAL REVENUES 12,775.00	12,775.00	46.10	.82	13,728.90	
098 JUSTICE COURT TECHNOLOGY	TOTAL REVENUES 425.00	425.00	291.76	8.24	133.24	
099 CTY/DIST COURT TECHNOLOGY	TOTAL REVENUES 116,900.00	116,900.00	15,898.64	3,137.85	101,001.36	
102 DIST COURT RECORDS TECHNOLOGY	TOTAL REVENUES 6,850.00	6,850.00	2,998.39	551.81	3,851.61	
103 COUNTY CLERK RECORDS ARCHIVES	TOTAL REVENUES 101,600.00	101,600.00	23,789.17	4,382.19	77,810.83	
105 COMMUNITY/ECONOMIC DEV PRG	TOTAL REVENUES 1,465,000.00	1,465,000.00	428,537.48	55,431.26	1,036,462.52	
113 REGIONAL PUBLIC DEFENDER GRANT	TOTAL REVENUES 139,423.00	139,423.00	250,534.92	40.69	-111,111.92	

69

11/04/2020 17:57  
RScott

Lubbock County  
REVENUE SUMMARIES REPORT  
FUND SUMMARY JUNE 2020

5  
glytdbud

FOR 2020 09

	ORIGINAL ESTIM REV	REVISED EST REV	ACTUAL YTD REVENUE	ACTUAL MTD REVENUE	REMAINING REVENUE	PCT COLL
122 SHERIFF CONTRABAND	TOTAL REVENUES 6,300,985.00	6,331,554.00	4,749,199.41	980,874.05	1,582,354.59	
124 INMATE SUPPLY	TOTAL REVENUES 363,500.00	363,500.00	216,248.82	8,419.89	147,251.18	
126 VINE GRANT	TOTAL REVENUES 847,000.00	847,000.00	868,643.27	93,594.94	-21,643.27	
128 HOMELAND SECURITY GRANT	TOTAL REVENUES 27,716.00	30,171.00	22,627.68	.00	7,543.32	
142 LEOSE SHERIFF	TOTAL REVENUES 182,927.00	247,885.00	81,853.90	9,358.00	166,031.10	
145 SHERIFF COMMISSARY SALARY	TOTAL REVENUES 120,688.00	120,688.00	24,542.36	24.98	96,145.64	
146 LECD EMER COMMUNICATION GRANT	TOTAL REVENUES 597,418.00	597,418.00	368,683.39	.00	228,734.61	
148 MAT RE-ENTRY PROGRAM	TOTAL REVENUES .00	8,525.00	.00	.00	8,525.00	
150 TAG GRANT	TOTAL REVENUES .00	219,984.00	.00	.00	219,984.00	
152 JMHCP GRANT	TOTAL REVENUES 811,356.00	811,356.00	432,537.35	92,176.18	378,818.65	
161 CDA BUSINESS CRIMES	TOTAL REVENUES 232,655.00	226,293.00	33,714.59	589.07	192,578.41	

70

11/04/2020 17:57  
RScott

Lubbock County  
REVENUE SUMMARIES REPORT  
FUND SUMMARY JUNE 2020

6  
glytdbud

FOR 2020 09

	ORIGINAL ESTIM REV	REVISED EST REV	ACTUAL YTD REVENUE	ACTUAL MTD REVENUE	REMAINING REVENUE	PCT COLL
163 CDA CONTRABAND	TOTAL REVENUES 108,500.00	108,500.00	70,529.31	3,579.29	37,970.69	
164 CDA SPATTF GRANT	TOTAL REVENUES 76,500.00	76,500.00	72,937.38	2,517.35	3,562.62	
166 CDA JAG GRANT	TOTAL REVENUES 723,972.00	723,972.00	511,251.50	14,127.40	212,720.50	
168 CDA Border Prosecution Unit	TOTAL REVENUES 171,803.00	265,760.00	232,068.20	49.79	33,691.80	
71 171 CDA VOCA VICTIM ADV PROJECT	TOTAL REVENUES .00	127,500.00	270.59	270.59	127,229.41	
201 GEN OB REFUNDING BOND SRS 2016	TOTAL REVENUES 271,182.00	271,182.00	89,495.52	25,404.71	181,686.48	
202 UNLIMITED TAX ROAD BONDS 2019	TOTAL REVENUES 6,459,418.00	6,459,418.00	6,362,304.07	45,565.42	97,113.93	
204 TAX NOTES, SERIES 2013	TOTAL REVENUES 400,659.00	400,659.00	391,551.59	2,615.28	9,107.41	
206 GEN OB REFUNDING BOND SRS 2013	TOTAL REVENUES 1,424,160.00	1,424,160.00	1,401,284.41	9,998.62	22,875.59	
301 ROAD CONSTRUCTION FUND	TOTAL REVENUES 198,784.00	198,784.00	197,903.73	1,445.28	880.27	
302 ROAD BOND CONTRUCTION	TOTAL REVENUES 2,863,236.00	2,863,236.00	432,662.23	.00	2,430,573.77	



11/04/2020 17:57  
RScott

Lubbock County  
REVENUE SUMMARIES REPORT  
FUND SUMMARY JUNE 2020

7  
glytdbud

FOR 2020 09

	ORIGINAL ESTIM REV	REVISED EST REV	ACTUAL YTD REVENUE	ACTUAL MTD REVENUE	REMAINING REVENUE	PCT COLL
306 CRTIC RENOVATIONS	5,126,000.00	5,126,000.00	50,040.11	899.62	5,075,959.89	
307 CRTIC RENOVATIONS #2	151,787.00	151,787.00	.00	.00	151,787.00	
308 VENUE CAPITAL PROJECT	2,003,213.00	2,003,213.00	2,351.36	.00	2,000,861.64	
401 EMPLOYEE HEALTH BENEFIT	.00	.00	5,085,886.89	5,085,886.89	-5,085,886.89	
403 WORKERS COMPENSATION	13,200,000.00	13,200,000.00	8,672,853.50	856,312.17	4,527,146.50	
TOTAL REVENUES	4,130,500.00	4,130,500.00	1,124,349.95	1,217.03	3,006,150.05	
GRAND TOTAL	198,930,547.00	199,848,828.00	143,767,781.42	12,076,092.52	56,082,703.20	71.9%

\*\* END OF REPORT - Generated by Scott, Rhonda \*\*

72

Issued January 17, 2013

LUBBOCK COUNTY, TEXAS

Debt Service Maturity Schedule - Tax Notes, Series 2013

<u>Fiscal Year</u>	<u>Debt Service Funds</u>		
	<u>Principal</u>	<u>Interest</u>	<u>Total</u>
2020	\$ 1,220,000.00	\$ 18,300.00	\$ 1,238,300.00
<u>TOTAL</u>	<u>\$ 1,220,000.00</u>	<u>\$ 18,300.00</u>	<u>\$ 1,238,300.00</u>

Issued January 17, 2013

LUBBOCK COUNTY, TEXAS

Debt Service Maturity Schedule - Refunding Bonds, Series 2013

Fiscal Year	Debt Service Funds		
	Principal	Interest	Total
2020	\$ -	\$ 172,700.00	\$ 172,700.00
2021	\$ 635,000.00	\$ 163,175.00	\$ 798,175.00
2022	\$ 655,000.00	\$ 140,550.00	\$ 795,550.00
2023	\$ 680,000.00	\$ 113,850.00	\$ 793,850.00
2024	\$ 875,000.00	\$ 87,125.00	\$ 962,125.00
2025	\$ 905,000.00	\$ 55,900.00	\$ 960,900.00
2026	\$ 945,000.00	\$ 18,900.00	\$ 963,900.00
<b>TOTAL</b>	<b>\$ 4,695,000.00</b>	<b>\$ 752,200.00</b>	<b>\$ 5,447,200.00</b>





Issued September 26, 2019

LUBBOCK COUNTY, TEXAS

Debt Service Maturity Schedule - Unlimited Tax Road Bonds, Series 2019

Fiscal Year	Debt Service Funds		
	Principal	Interest	Total
2020	\$ 210,000.00	\$ 138,973.40	\$ 348,973.40
2021	\$ 1,120,000.00	\$ 130,775.00	\$ 1,250,775.00
2022		\$ 108,375.00	\$ 108,375.00
2023		\$ 108,375.00	\$ 108,375.00
2024	\$ 165,000.00	\$ 105,075.00	\$ 270,075.00
2025	\$ 170,000.00	\$ 98,375.00	\$ 268,375.00
2026	\$ 180,000.00	\$ 91,375.00	\$ 271,375.00
2027	\$ 185,000.00	\$ 84,075.00	\$ 269,075.00
2028	\$ 190,000.00	\$ 76,575.00	\$ 266,575.00
2029	\$ 200,000.00	\$ 68,775.00	\$ 268,775.00
2030	\$ 210,000.00	\$ 60,575.00	\$ 270,575.00
2031	\$ 215,000.00	\$ 54,225.00	\$ 269,225.00
2032	\$ 220,000.00	\$ 49,875.00	\$ 269,875.00
2033	\$ 225,000.00	\$ 45,143.75	\$ 270,143.75
2034	\$ 230,000.00	\$ 40,025.00	\$ 270,025.00
2035	\$ 235,000.00	\$ 34,646.88	\$ 269,646.88
2036	\$ 240,000.00	\$ 29,006.26	\$ 269,006.26
2037	\$ 245,000.00	\$ 23,093.76	\$ 268,093.76
2038	\$ 250,000.00	\$ 16,906.26	\$ 266,906.26
2039	\$ 260,000.00	\$ 10,368.76	\$ 270,368.76
2040	\$ 265,000.00	\$ 3,478.13	\$ 268,478.13
<b>TOTAL</b>	<b>\$ 5,015,000.00</b>	<b>\$ 1,378,092.20</b>	<b>\$ 6,393,092.20</b>

**LUBBOCK COUNTY, TEXAS**

**Debt Service Maturity Schedule - Combined**

<u>Fiscal Year</u>	<u>Debt Service Funds</u>		
	<u>Principal</u>	<u>Interest</u>	<u>Total</u>
2020	\$ 6,245,000.00	\$ 1,249,348.40	\$ 7,494,348.40
2021	\$ 6,820,000.00	\$ 966,325.00	\$ 7,786,325.00
2022	\$ 5,975,000.00	\$ 661,675.00	\$ 6,636,675.00
2023	\$ 6,275,000.00	\$ 362,100.00	\$ 6,637,100.00
2024	\$ 1,040,000.00	\$ 192,200.00	\$ 1,232,200.00
2025	\$ 1,075,000.00	\$ 154,275.00	\$ 1,229,275.00
2026	\$ 1,125,000.00	\$ 110,275.00	\$ 1,235,275.00
2027	\$ 185,000.00	\$ 84,075.00	\$ 269,075.00
2028	\$ 190,000.00	\$ 76,575.00	\$ 266,575.00
2029	\$ 200,000.00	\$ 68,775.00	\$ 268,775.00
2030	\$ 210,000.00	\$ 60,575.00	\$ 270,575.00
2031	\$ 215,000.00	\$ 54,225.00	\$ 269,225.00
2032	\$ 220,000.00	\$ 49,875.00	\$ 269,875.00
2033	\$ 225,000.00	\$ 45,143.75	\$ 270,143.75
2034	\$ 230,000.00	\$ 40,025.00	\$ 270,025.00
2035	\$ 235,000.00	\$ 34,646.88	\$ 269,646.88
2036	\$ 240,000.00	\$ 29,006.26	\$ 269,006.26
2037	\$ 245,000.00	\$ 23,093.76	\$ 268,093.76
2038	\$ 250,000.00	\$ 16,906.26	\$ 266,906.26
2039	\$ 260,000.00	\$ 10,368.76	\$ 270,368.76
2040	\$ 265,000.00	\$ 3,478.13	\$ 268,478.13
<u>TOTAL</u>	<u>\$ 31,725,000.00</u>	<u>\$ 4,292,967.20</u>	<u>\$ 36,017,967.20</u>




Report Sequence: Intent, sgrp, styp, CUSIP, Ticket

Intent	SGrp	STyp	CUSIP	Ticket-P#	Status	Par Value	Int Accrual	Accret/-Amort	Book G/L	Net Income	Principal Paid	Interest Paid
AFS	AGEN	FNDB	3136G33B9	185155495-1	Active	3,000,000.00	3,500.00	0.00	0.00	3,500.00	0.00	0.00
<b>FNDB Total</b>						<b>3,000,000.00</b>	<b>3,500.00</b>	<b>0.00</b>	<b>0.00</b>	<b>3,500.00</b>	<b>0.00</b>	<b>0.00</b>
<b>AGEN Total</b>						<b>3,000,000.00</b>	<b>3,500.00</b>	<b>0.00</b>	<b>0.00</b>	<b>3,500.00</b>	<b>0.00</b>	<b>0.00</b>
<b>AFS Total</b>						<b>3,000,000.00</b>	<b>3,500.00</b>	<b>0.00</b>	<b>0.00</b>	<b>3,500.00</b>	<b>0.00</b>	<b>0.00</b>
<b>Grand Total</b>						<b>3,000,000.00</b>	<b>3,500.00</b>	<b>0.00</b>	<b>0.00</b>	<b>3,500.00</b>	<b>0.00</b>	<b>0.00</b>

Report Sequence: Intent, sgrp, styp, CUSIP, Ticket

Intent	SGrp	STyp	CUSIP	Ticket-P#	Status	Par Value	Int Accrual	Accret/-Amort	Book G/L	Net Income	Principal Paid	Interest Paid
AFS	AGEN	FFCB	3133EFH42	185150793-1	Inactive	0.00	3,645.83	0.00	0.00	3,645.83	2,500,000.00	19,140.62
AFS	AGEN	FFCB	3133EGQP3	185151189-1	Inactive	0.00	8,720.00	0.00	0.00	8,720.00	2,000,000.00	19,520.00
AFS	AGEN	FFCB	3133EGRK3	185151203-1	Inactive	0.00	10,266.66	0.00	0.00	10,266.66	3,000,000.00	28,133.33
AFS	AGEN	FFCB	3133EGXA8	185151276-1	Inactive	0.00	14,705.00	0.00	0.00	14,705.00	3,000,000.00	40,222.50
<b>FFCB Total</b>						<b>0.00</b>	<b>37,337.49</b>	<b>0.00</b>	<b>0.00</b>	<b>37,337.49</b>	<b>10,500,000.00</b>	<b>107,016.45</b>
AFS	AGEN	FHLB	3130A7Q81	185148682-1	Inactive	0.00	15,416.67	1,373.77	0.00	16,790.44	5,000,000.00	31,450.00
AFS	AGEN	FHLB	3130A7QZ1	185148689-1	Inactive	0.00	13,162.50	830.79	0.00	13,993.29	3,000,000.00	20,250.00
AFS	AGEN	FHLB	3130A9ET4	185149047-1	Inactive	0.00	10,500.00	0.00	0.00	10,500.00	3,000,000.00	24,062.50
<b>FHLB Total</b>						<b>0.00</b>	<b>39,079.17</b>	<b>2,204.56</b>	<b>0.00</b>	<b>41,283.73</b>	<b>11,000,000.00</b>	<b>75,762.50</b>
AFS	AGEN	FNDB	3136G32B0	185155485-1	Inactive	0.00	10,725.00	0.00	0.00	10,725.00	2,000,000.00	20,250.00
AFS	AGEN	FNDB	3136G33B9	185155495-1	Active	3,000,000.00	21,000.00	0.00	0.00	21,000.00	0.00	21,000.00
AFS	AGEN	FNDB	3136G3C52	185155553-1	Inactive	0.00	11,600.00	163.16	0.00	11,763.16	3,000,000.00	18,000.00
AFS	AGEN	FNDB	3136G3W50	185155689-1	Inactive	0.00	14,895.83	1,274.24	0.00	16,170.07	3,000,000.00	28,125.00
AFS	AGEN	FNDB	3136G3XF7	185155713-1	Inactive	0.00	16,111.11	2,260.65	0.00	18,371.76	4,000,000.00	37,500.00
AFS	AGEN	FNDB	3136G3XK6	185155715-1	Inactive	0.00	16,385.00	3,300.47	0.00	19,685.47	3,390,000.00	38,137.50
AFS	AGEN	FNDB	3136G3ZY4	185155731-1	Inactive	0.00	12,566.67	972.64	0.00	13,539.31	3,000,000.00	29,250.00
AFS	AGEN	FNDB	3136G4ER0	185155765-1	Inactive	0.00	15,466.67	745.98	0.00	16,212.65	3,000,000.00	24,000.00
<b>FNDB Total</b>						<b>3,000,000.00</b>	<b>118,750.28</b>	<b>8,717.14</b>	<b>0.00</b>	<b>127,467.42</b>	<b>21,390,000.00</b>	<b>216,262.50</b>
<b>AGEN Total</b>						<b>3,000,000.00</b>	<b>195,166.94</b>	<b>10,921.70</b>	<b>0.00</b>	<b>206,088.64</b>	<b>42,890,000.00</b>	<b>399,041.45</b>
<b>AFS Total</b>						<b>3,000,000.00</b>	<b>195,166.94</b>	<b>10,921.70</b>	<b>0.00</b>	<b>206,088.64</b>	<b>42,890,000.00</b>	<b>399,041.45</b>
<b>Grand Total</b>						<b>3,000,000.00</b>	<b>195,166.94</b>	<b>10,921.70</b>	<b>0.00</b>	<b>206,088.64</b>	<b>42,890,000.00</b>	<b>399,041.45</b>

79



08

Security Group	Yield		Book Value				Market Value	Gain / (Loss)
	Book	TEY	AFS	HTM	Total	%		
U.S. Government Agencies	1.40	1.40	3,000,000	0	3,000,000	100.0 %	3,041,127	41,127
<b>Total</b>	<b>1.40</b>	<b>1.40</b>	<b>3,000,000</b>	<b>0</b>	<b>3,000,000</b>		<b>3,041,127</b>	<b>41,127</b>
			<b>100.0 %</b>	<b>0.0 %</b>	<b>100.0%</b>			
<b>Market Value</b>			<b>3,041,127</b>	<b>0</b>	<b>3,041,127</b>			
<b>Gain/(Loss)</b>			<b>41,127</b>	<b>0</b>	<b>41,127</b>			

Market price date as of 6/23/2020.







Lubbock County, Texas  
Sales Tax Revenue  
As of June 2020

Account Number:

011-4010

Title:

COUNTY SALES & USE TAX

Source of Revenue:

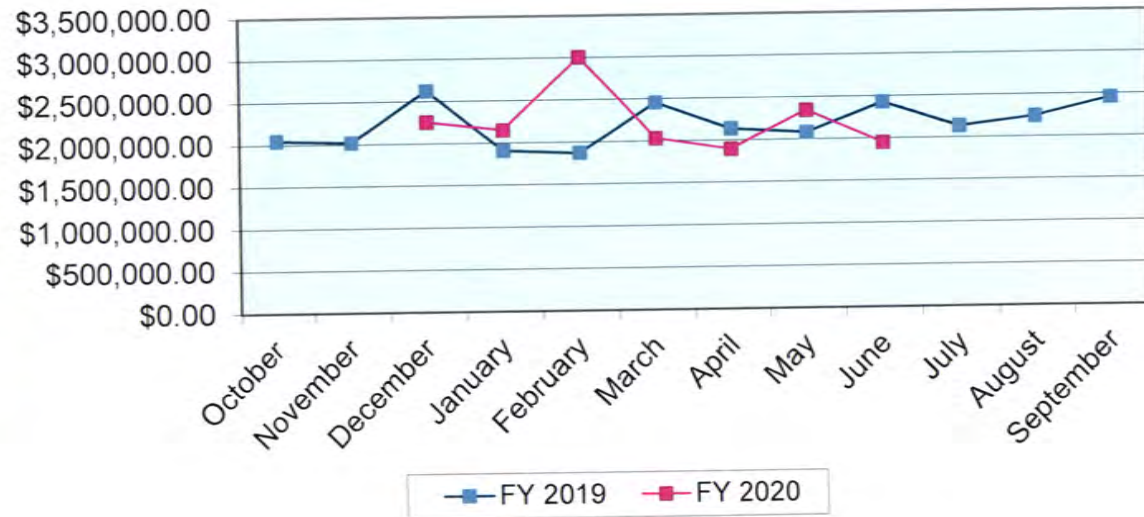
Texas Comptroller Tax Assessor Collector

Description of Revenue:

Imposed tax on the receipts from the sale at retail of taxable items within the county and an excise tax on the use, storage, or other consumption within the county of taxable items purchased, leased, or rented from a retailer during the period that the tax is effective within the county.

Month	FY 2019	FY 2020
October	\$2,047,193.00	
November	\$2,017,740.76	
December	\$2,623,643.26	\$2,250,674.27
January	\$1,905,908.52	\$2,145,954.57
February	\$1,868,091.56	\$3,000,707.10
March	\$2,454,263.90	\$2,028,715.34
April	\$2,132,186.95	\$1,891,174.17
May	\$2,079,075.16	\$2,336,851.94
June	\$2,423,123.09	\$1,943,685.16
July	\$2,133,415.76	
August	\$2,242,313.86	
September	\$2,451,731.04	
<b>Total</b>	<b>\$26,378,686.86</b>	<b>\$15,597,762.55</b>

FY 2019 vs. FY 2020



Lubbock County, Texas  
 Ad Valorem Tax Revenue  
 As of June 2020

Account Number:                   011-4001                   Title:                   CURRENT AD VALOREM TAXES  
   031-4001                   CURRENT AD VALOREM TAXES  
   032-4001                   CURRENT AD VALOREM TAXES  
   033-4001                   CURRENT AD VALOREM TAXES  
   034-4001                   CURRENT AD VALOREM TAXES  
   041-4001                   CURRENT AD VALOREM TAXES  
   203-4001                   CURRENT AD VALOREM TAXES  
   204-4001                   CURRENT AD VALOREM TAXES  
   206-4001                   CURRENT AD VALOREM TAXES

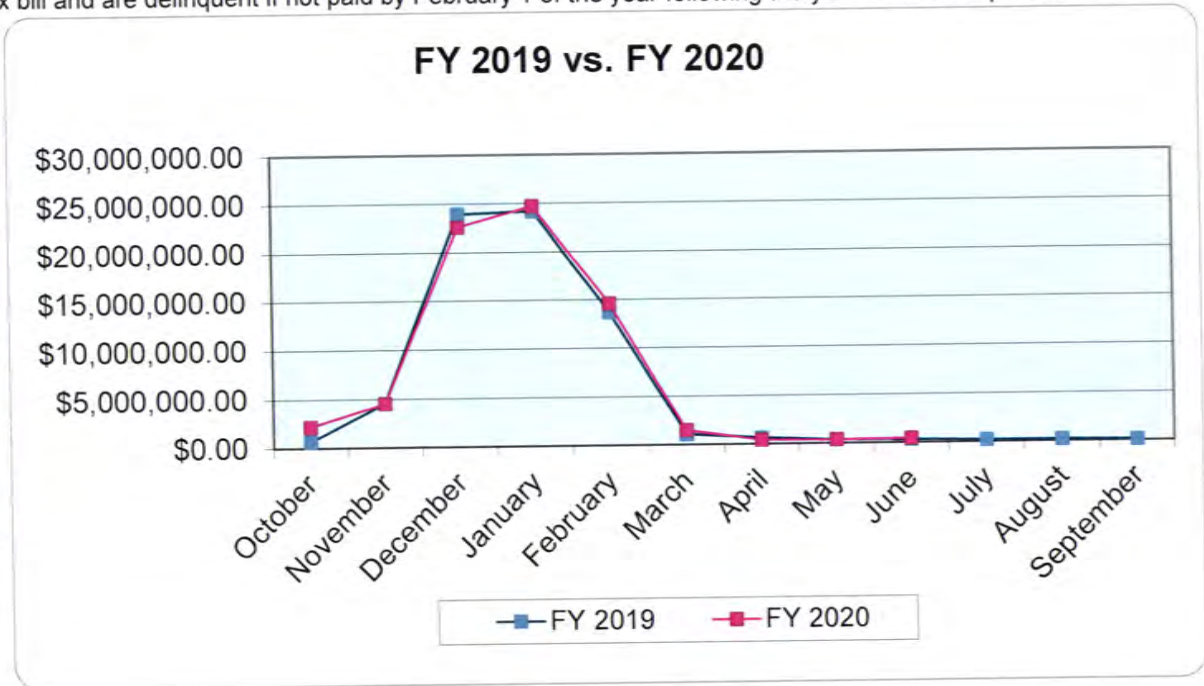
Source of Revenue:                   Lubbock Central Appraisal District

Description of Revenue:           Property Taxes are levied by October 1 on the assessed value listed as of the prior January 1 for all real and business personal property in conformity with Texas Property Code. Taxes are due on receipt of the tax bill and are delinquent if not paid by February 1 of the year following the year in which imposed.

83

Month	FY 2019	FY 2020
October	\$666,643.51	\$2,126,453.43
November	\$4,505,649.03	\$4,487,983.47
December	\$23,903,247.96	\$22,555,209.25
January	\$24,192,946.51	\$24,679,067.28
February	\$13,685,413.64	\$14,566,657.03
March	\$1,056,170.01	\$1,450,931.17
April	\$623,127.28	\$359,873.65
May	\$353,898.88	\$335,417.63
June	\$277,259.10	\$414,899.67
July	\$154,061.84	
August	\$148,255.74	
September	\$84,997.19	
Total	\$69,651,670.69	\$70,976,492.58

2019 amounts have been adjusted to actual.



Lubbock County, Texas  
 Ad Valorem Tax Collections  
 June 2020

DATE WIRED	CURRENT		DELINQUENT		SPECIAL INVENTORY	BANK INTEREST	UNCLAIMED REFUNDS	TAX CERTIFICATE	Less: TAX INCREMENT FINANCING (TIF)	TOTAL WIRED
	BASE TAX	P&I	BASE TAX	P&I						
JN 2-4	66,706.75	7,635.76	9,100.65	3,184.85		256.38		8.00		86,892.39
JN 5-9	81,925.69	10,960.11	5,992.37	2,396.20						101,274.37
JN 10-14	68,313.66	9,760.06	10,486.19	4,860.95				2,289.00		95,709.86
JN 15-17	35,404.99	4,986.45	2,665.73	1,069.73						44,126.90
JN 18-22	33,802.72	6,540.90	(10,302.43)	2,181.33				2,133.00		34,355.52
JN 23-25	74,190.34	11,105.27	(4,533.79)	1,793.57						82,555.39
JN 26-30.5	10,084.96	11,851.28	11,442.45	3,909.79						37,288.48
										-
										-
										-
										-
										-
										-
										-
Transmittal	370,429.11	62,839.83	24,851.17	19,396.42	-	256.38	-	4,430.00	-	482,202.91
Totals	24,851.17			62,839.83						
Rendition Penalty										
<b>TOTAL RECEIPTS - BASE TAX (NORMAL RECEIPTS)</b>	<b>\$ 395,280.28</b>			<b>82,236.25</b>						<b>\$ 482,202.91</b>
								<b>TOTAL NET DISTRIBUTION</b>		

NOTE: Due to timing differences, amounts received in one month may not show on unadjusted Financial Statements until the following month.



# Budget Report

---

For Fiscal: 2019-2020 Period Ending 06/30/20

Account Summary

11/04/2020 18:16  
RScott

Lubbock County  
BUDGET SUMMARIES REPORT  
ACCOUNT SUMMARY JUNE 2020

P 1  
glytddb

FOR 2020 09

	ORIGINAL APPROP	REVISED BUDGET	YTD ACTUAL	MTD ACTUAL	ENCUMBRANCES	AVAILABLE BUDGET	PCT USED
011 GENERAL FUND							
000 UNDEFINED							
011 400100 CURRENT AD VALOREM TAXE	61,169,161.00	-61,169,161.00	-60,260,854.84	-352,260.47	.00	-908,306.16	98.5%*
011 400400 PEN & INT - CURRENT LEV	-250,792.00	-250,792.00	-242,843.24	-50,064.02	.00	-7,948.76	96.8%*
011 400500 DELIQ TAXES - PRIOR YEA	-373,100.00	-373,100.00	-355,368.36	-16,594.67	.00	-17,731.64	95.2%*
011 400600 PEN & INT - PRIOR YEARS	-189,624.00	-189,624.00	-164,416.62	-15,388.11	.00	-25,207.38	86.7%*
011 401000 COUNTY SALES & USE TAX	-27,378,500.00	-27,378,500.00	-15,597,762.55	-1,943,685.16	.00	-11,780,737.45	57.0%*
011 410100 COUNTY CLERK	-63,000.00	-63,000.00	-38,284.00	-5,408.70	.00	-24,716.00	60.8%*
011 410200 BEER & LIQUOR PERMITS	-124,425.00	-124,425.00	-88,255.00	-9,308.50	.00	-36,170.00	70.9%*
011 420120 CARES ACT COVID-19	.00	-379,214.00	-379,214.00	.00	.00	.00	100.0%
011 420210 STATE MIXED DRINK TAX	-1,521,500.00	-1,521,500.00	-777,579.35	.00	.00	-743,920.65	51.1%*
011 420320 EMERGENCY MGT GRANT	-18,000.00	-18,000.00	-45,336.71	-16,986.17	.00	27,336.71	251.9%
011 420500 BINGO TAX PROCEEDS	-250,000.00	-250,000.00	-192,971.30	.00	.00	-57,028.70	77.2%*
011 420900 STATE - COUNTY COURTS	-287,000.00	-287,000.00	-209,150.00	-68,050.00	.00	-77,850.00	72.9%*
011 421210 STRADUS A/G CHILD SUPPO	-2,600.00	-2,600.00	-689.60	-317.31	.00	-1,910.40	26.5%*
011 422020 INTER LOCAL AGREEMENT-C	-400,000.00	-400,000.00	-125,111.27	.00	.00	-274,888.73	31.3%*
011 424600 REGIONAL PUBLIC DEFENDE	-264,000.00	-264,000.00	-225,234.00	-25,026.00	.00	-38,766.00	85.3%*
011 424800 GRANT ADMINISTRATION RE	-2,479.00	-2,479.00	-6,591.29	-127.96	.00	4,112.29	265.9%
011 425000 INDIGENT DEFENSE GRANT	-336,200.00	-336,200.00	-214,889.25	.00	.00	-121,310.75	63.9%*
011 430200 COUNTY JUDGE	-7,400.00	-7,400.00	-4,926.03	-568.00	.00	-2,473.97	66.6%*
011 430300 COUNTY CLERK	-1,400,000.00	-1,400,000.00	-997,851.92	-138,646.69	.00	-402,148.08	71.3%*
011 430520 J.E.P.J. FEES	-5,000.00	-5,000.00	-3,100.10	-415.00	.00	-1,899.90	62.0%*
011 430600 VRED - TAPE	-400.00	-400.00	-185.67	-4.38	.00	-214.33	46.4%*
011 430700 TRAFFIC	-9,000.00	-9,000.00	-5,683.68	-507.28	.00	-3,316.32	63.2%*
011 430800 CHILD SAFETY - CS	-2,600.00	-2,600.00	-1,464.03	-59.52	.00	-1,135.97	56.3%*
011 431000 TAX ASSESSOR/COLLECTOR	-36,400.00	-36,400.00	-33,273.00	-4,433.00	.00	-3,127.00	91.4%*
011 431500 INDIGENT DEFENSE FEE	-1,650.00	-1,650.00	-581.70	-78.11	.00	-1,068.30	35.3%*
011 431600 JURY FEE COUNTY	.00	.00	-189.99	-166.05	.00	189.99	100.0%
011 432200 PASSPORT FEE - DIST CLE	-47,250.00	-47,250.00	-28,430.00	.00	.00	-18,820.00	60.2%*
011 432300 DISTRICT CLERK FEES	-505,300.00	-505,300.00	-258,459.31	-33,105.25	.00	-246,840.69	51.1%*
011 432500 PROSECUTOR'S FEES	.00	.00	-780.07	-707.18	.00	780.07	100.0%
011 433100 JP PRECINCT 1	-56,400.00	-56,400.00	-33,585.87	-3,169.44	.00	-22,814.13	59.5%*
011 433200 JP PRECINCT 2	-40,600.00	-40,600.00	-30,517.43	-3,159.80	.00	-10,082.57	75.2%*
011 433300 JP PRECINCT 3	-48,200.00	-48,200.00	-37,844.29	-3,890.48	.00	-10,355.71	78.5%*
011 433400 JP PRECINCT 4	-31,525.00	-31,525.00	-20,949.98	-1,548.51	.00	-10,575.02	66.5%*
011 434000 DISTRICT ATTORNEY	-30,000.00	-30,000.00	-4,006.04	-149.60	.00	-25,993.96	13.4%*
011 434500 MEDICAL EXAMINER	-25,000.00	-25,000.00	-270.00	.00	.00	-24,730.00	1.1%*
011 434600 SHERIFF	-525,000.00	-525,000.00	-219,632.40	-23,312.79	356.62	-305,724.22	41.8%*
011 434800 CONSTABLES	-400,000.00	-400,000.00	-263,203.16	-34,752.80	.00	-136,796.84	65.8%*

85



11/04/2020 18:16  
RScott

Lubbock County  
BUDGET SUMMARIES REPORT  
ACCOUNT SUMMARY JUNE 2020

P 2  
glytdbud

FOR 2020 09

	ORIGINAL APPROP	REVISED BUDGET	YTD ACTUAL	MTD ACTUAL	ENCUMBRANCES	AVAILABLE BUDGET	PCT USED
011 435000 DEFENSIVE DRIVING FEE	-6,550.00	-6,550.00	-3,637.50	-250.00	.00	-2,912.50	55.5%*
011 435100 SS FEE-INMATE	-28,800.00	-28,800.00	-7,700.00	-600.00	.00	-21,100.00	26.7%*
011 435200 ISSUED WARRANT EXECUTIO	-49,700.00	-49,700.00	-28,360.45	-3,220.00	.00	-21,339.55	57.1%*
011 435300 ARREST FEES - COUNTY	-5,000.00	-5,000.00	-4,854.24	-453.88	.00	-145.76	97.1%*
011 435410 FAMILY PROTECTION FEE	-6,600.00	-6,600.00	-4,440.00	-1,020.00	.00	-2,160.00	67.3%*
011 436100 CMI FINE COMMISSION	.00	.00	-.26	-.06	.00	.26	100.0%
011 436200 BAT COMMISSIONS	.00	.00	-6.00	-.35	.00	6.00	100.0%
011 436900 ONLINE SERVICE FEE	.00	.00	-2.00	.00	.00	2.00	100.0%
011 437400 VITAL STATISTICS PRESER	-4,400.00	-4,400.00	-2,625.00	-348.00	.00	-1,775.00	59.7%*
011 440100 MOTOR VEHICLE SALES TAX	-3,100,000.00	-3,100,000.00	-3,132,930.00	-11,387.30	.00	32,930.00	101.1%*
011 440200 CERTIFICATE OF TITLE CO	-405,600.00	-405,600.00	-247,580.00	-31,440.00	.00	-158,020.00	61.0%*
011 440300 MOTOR VEHICLE COMMISSIO	-752,000.00	-752,000.00	-447,985.60	-62,115.40	.00	-304,014.40	59.6%*
011 440500 (CVC) COMP TO VICTIMS O	-150.00	-150.00	-53.07	-16.52	.00	-96.93	35.4%*
011 440600 LEOA COMMISSION	.00	.00	-.28	-.14	.00	.28	100.0%
011 440800 BEER & LIQUOR COMMISSIO	-1,550.00	-1,550.00	-8,044.50	-113.00	.00	6,494.50	519.0%*
011 441100 CJC COMMISSION	.00	.00	-4.17	-2.89	.00	4.17	100.0%
011 441200 JCPT COMMISSION	.00	.00	-3.63	-.95	.00	3.63	100.0%
011 441400 JPD COMM	.00	.00	-98.20	-8.00	.00	98.20	100.0%
011 441600 ARREST FEES - COMM	-20,500.00	-20,500.00	-10,398.69	-2,756.78	.00	-10,101.31	50.7%*
011 441700 LEMI COMMISSION	.00	.00	-.14	-.07	.00	.14	100.0%
011 441800 CRIMESTOPPERS-COMM	.00	.00	-.37	-.29	.00	.37	100.0%
011 442000 GENERAL REVENUE COMM GR	.00	.00	-.25	.00	.00	.25	100.0%
011 442100 LEOCE COMM	.00	.00	-.20	.00	.00	.20	100.0%
011 442200 DNA TESTING FEE	.00	.00	-23.81	-2.26	.00	23.81	100.0%
011 442400 SEPTIC INSPECTION	-60,000.00	-60,000.00	-76,270.00	-13,470.00	.00	16,270.00	127.1%*
011 442500 FLSI COMM	-4,400.00	-4,400.00	-2,993.39	-819.97	.00	-1,406.61	68.0%*
011 442600 FA COMM	-100.00	-100.00	-24.00	-6.76	.00	-76.00	24.0%*
011 442700 CCC COMM	-600.00	-600.00	-248.76	-33.89	.00	-351.24	41.5%*
011 442800 JCD COMM	.00	.00	-.71	-.18	.00	.71	100.0%
011 442900 TP COMM (40%)	-21,450.00	-21,450.00	-6,291.36	-1,093.77	.00	-15,158.64	29.3%*
011 443000 JE COMM (10%)	-18,200.00	-18,200.00	-9,437.04	-1,640.65	.00	-8,762.96	51.9%*
011 443500 NEW CCC COMM	-43,500.00	-43,500.00	-15,710.78	-2,373.02	.00	-27,789.22	36.1%*
011 443600 EMS TRAUMA FUND COMM	-5,650.00	-5,650.00	-1,188.31	-244.16	.00	-4,461.69	21.0%*
011 444000 STF COMM	-4,600.00	-4,600.00	-3,782.37	-1,045.60	.00	-817.63	82.2%*
011 444100 STF COMM	.00	.00	-192.63	-58.91	.00	192.63	100.0%
011 444200 DNA (CS)	.00	.00	-257.89	-28.41	.00	257.89	100.0%
011 444300 CIVIL DATA JUSTICE FEE	.00	.00	-11.54	-.86	.00	11.54	100.0%
011 444500 BAIL BOND FEE COMM	-5,500.00	-5,500.00	-3,661.50	-1,419.00	.00	-1,838.50	66.6%*
011 444600 COMM DC JUDICIAL FUND	-4,650.00	-4,650.00	-1,778.29	-245.97	.00	-2,871.71	38.2%*
011 444700 JURY REIMBURSEMENT FEE	-3,200.00	-3,200.00	-1,169.66	-155.31	.00	-2,030.34	36.6%*
011 445000 TIME PAYMENT - COUNTY	.00	.00	-3,218.11	-1,560.07	.00	3,218.11	100.0%
011 445400 CCC STATE COMM	.00	.00	-9,593.57	-5,858.47	.00	9,593.57	100.0%
011 450200 JURY FEES	-18,000.00	-18,000.00	-11,101.86	-1,840.35	.00	-6,898.14	61.7%*
011 450400 BOARD BILLS - INMATE	-2,090,000.00	-2,090,000.00	-1,210,896.00	-332,460.00	.00	-879,104.00	57.9%*

98



11/04/2020 18:16  
RScott

Lubbock County  
BUDGET SUMMARIES REPORT  
ACCOUNT SUMMARY JUNE 2020

P 3  
glytdbud

FOR 2020 09

87

	ORIGINAL APPROP	REVISED BUDGET	YTD ACTUAL	MTD ACTUAL	ENCUMBRANCES	AVAILABLE BUDGET	PCT USED
011 452100 COURT REPORTER FEES	-75,500.00	-75,500.00	-48,489.96	-8,014.10	.00	-27,010.04	64.2%*
011 460100 JP PRECINCT 1	-300,000.00	-300,000.00	-146,624.90	-12,331.76	.00	-153,375.10	48.9%*
011 460200 JP PRECINCT 2	-140,000.00	-140,000.00	-39,692.27	-8,433.19	.00	-100,307.73	28.4%*
011 460300 JP PRECINCT 3	-100,000.00	-100,000.00	-52,271.26	-4,999.85	.00	-47,728.74	52.3%*
011 460400 JP PRECINCT 4	-300,000.00	-300,000.00	-160,434.91	-14,813.44	.00	-139,565.09	53.5%*
011 460800 COUNTY COURT AT LAW 1	-12,500.00	-12,500.00	-5,877.76	-828.63	.00	-6,622.24	47.0%*
011 460900 COUNTY COURT AT LAW 2	-16,750.00	-16,750.00	-7,753.94	-139.10	.00	-8,996.06	46.3%*
011 461100 DISTRICT CLERK FINES	-9,800.00	-9,800.00	-5,036.68	-563.54	.00	-4,763.32	51.4%*
011 461210 FORFEITURES	-300,000.00	-300,000.00	-74,464.83	-2,767.83	.00	-225,535.17	24.8%*
011 470000 INTEREST INCOME	-725,000.00	-725,000.00	-593,821.63	-10,843.60	.00	-131,178.37	81.9%*
011 480200 RENTALS-BUILDINGS	-363,850.00	-363,850.00	-277,892.71	-30,455.87	.00	-85,957.29	76.4%*
011 480300 PARKING LOTS	-75,000.00	-75,000.00	-47,368.00	-5,424.50	.00	-27,632.00	63.2%*
011 480510 DISPOSAL OF PROPERTY	-50,000.00	-50,000.00	-3,326.13	-1,977.90	.00	-46,673.87	6.7%*
011 480600 INSURANCE REIMBURSEMENT	-50,000.00	-50,000.00	.00	.00	.00	-50,000.00	.0%*
011 480700 JURY REIMBURSEMENTS FRO	-100,000.00	-100,000.00	-52,768.00	.00	.00	-47,232.00	52.8%*
011 481100 REIMBURSEMENTS-TELETYPE	-1,500.00	-1,500.00	-646.00	-62.00	.00	-854.00	43.1%*
011 481300 REFUND - ATTORNEY FEES	-95,120.00	-95,120.00	-27,626.10	-3,309.78	.00	-67,493.90	29.0%*
011 481500 OTHER REFUNDS/REIMBURSE	-50,000.00	-50,000.00	.00	.00	.00	-50,000.00	.0%*
011 481710 PAY PHONE COMMISSION	-850,000.00	-850,000.00	-437,107.60	.00	.00	-412,892.40	51.4%*
011 482600 ELECTION REVENUES	-200.00	-200.00	-56.70	.00	.00	-143.30	28.4%*
011 483000 INTEREST-LCAD	-10,000.00	-10,000.00	-10,003.55	-256.38	.00	3.55	100.0%
011 484200 REIMB-INMATE TRANSPORTA	-43,500.00	-43,500.00	-16,706.48	.00	.00	-26,793.52	38.4%*
011 485000 GAIN/LOSS SALE OF INVES	.00	.00	-365,725.89	.00	.00	365,725.89	100.0%
011 489900 OTHER REVENUE	-550,000.00	-550,000.00	-175,913.52	-1,715.09	.00	-374,086.48	32.0%*
011 736100 DRAW FROM RESERVES	-2,448,671.00	-2,448,671.00	.00	.00	.00	-2,448,671.00	.0%*
011 840300 XFER FROM WORKERS COMP	-2,500,000.00	-2,500,000.00	-2,500,000.00	.00	.00	.00	100.0%
011 902000 XFER TO CONSOLIDATED RO	4,778,520.00	4,778,520.00	.00	.00	.00	4,778,520.00	.0%
011 904100 XFER TO PERMANENT IMPRO	1,741,231.00	1,741,231.00	1,741,231.00	.00	.00	.00	100.0%
011 904300 XFER TO LCETRZ NOI TAX	150,000.00	150,000.00	145,800.82	.00	.00	4,199.18	97.2%
011 905100 XFER TO JUVENILE PROBAT	6,000,000.00	6,000,000.00	4,500,000.00	500,000.00	.00	1,500,000.00	75.0%
011 908100 XFER TO LAW LIBRARY	9,353.00	9,353.00	.00	.00	.00	9,353.00	.0%
011 909600 XFER TO HISTORIC PRESER	8,100.00	8,100.00	.00	.00	.00	8,100.00	.0%
011 910500 XFER TO ECONOMIC DEVELO	123,423.00	123,423.00	.00	.00	.00	123,423.00	.0%
011 911300 XFER TO REGIONAL PUBLIC	103,114.00	103,114.00	103,114.00	.00	.00	.00	100.0%
011 916400 XFER TO SPATE GRANT	142,232.00	142,232.00	86,576.21	.00	.00	55,655.79	60.9%
011 917100 XFER TO CDA VOCA	54,236.00	54,236.00	17,899.08	5,080.92	.00	36,336.92	33.0%
011 930700 XFER TO CRTIC RENO #2	1,998,213.00	1,998,213.00	.00	.00	.00	1,998,213.00	.0%
011 964000 XFER TO PRE-TRIAL RELEA	308,725.00	308,725.00	175,789.53	.00	.00	132,935.47	56.9%
TOTAL UNDEFINED	-96,213,050.00	-96,592,264.00	-84,405,260.36	-2,831,837.83	356.62	-12,187,360.26	87.4%
001 COMMISSIONERS' COURT							
01100110 500100 ELECTED OFFICIALS	325,360.00	325,360.00	238,750.93	25,027.68	.00	86,609.07	73.4%

11/04/2020 18:16  
RScott

Lubbock County  
BUDGET SUMMARIES REPORT  
ACCOUNT SUMMARY JUNE 2020

P 4  
glytdbud

FOR 2020 09

	ORIGINAL APPROP	REVISED BUDGET	YTD ACTUAL	MTD ACTUAL	ENCUMBRANCES	AVAILABLE BUDGET	PCT USED
01100110 500400 VEHICLE ALLOWANCE	19,200.00	19,200.00	18,343.28	1,476.88	.00	856.72	95.5%
01100110 500600 STAFF EMPLOYEES	186,932.00	186,932.00	127,781.86	12,056.02	.00	59,150.14	68.4%
01100110 510100 FICA	32,953.00	32,953.00	23,056.02	2,314.99	.00	9,896.98	70.0%
01100110 510200 MEDICARE	7,707.00	7,707.00	5,392.04	541.41	.00	2,314.96	70.0%
01100110 510300 RETIREMENT	59,049.00	59,049.00	42,125.45	4,635.49	.00	16,923.55	71.3%
01100110 510400 GROUP HEALTH INSUR	60,248.00	60,248.00	29,981.75	2,243.50	.00	30,266.25	49.8%
01100110 510500 GROUP DENTAL INSUR	3,320.00	3,320.00	2,093.65	122.85	.00	1,226.35	63.1%
01100110 510600 LIFE INSURANCE	480.00	480.00	293.02	15.68	.00	186.98	61.0%
01100110 510700 UNEMPLOYMENT INSUR	168.00	168.00	99.06	20.26	.00	68.94	59.0%
01100110 510900 WORKER'S COMPENSAT	1,435.00	1,435.00	889.71	32.56	.00	545.29	62.0%
01100110 520100 SUPPLIES/OTH OPER	4,000.00	4,000.00	2,347.10	950.51	866.36	786.54	80.3%
01100110 540100 COMMUNICATIONS - M	12,500.00	12,500.00	10,498.44	128.48	1,040.46	961.10	92.3%
01100110 550300 TRAVEL AND TRAININ	23,750.00	21,250.00	9,764.94	957.96	.00	11,485.06	46.0%
01100110 550500 ASSOCIATION DUES	2,900.00	2,900.00	2,750.00	.00	.00	150.00	94.8%
TOTAL COMMISSIONERS' COURT	740,002.00	737,502.00	514,167.25	50,524.27	1,906.82	221,427.93	70.0%
<b>002 COUNTY JUDGE</b>							
01100210 500100 ELECTED OFFICIALS	144,120.00	144,120.00	88,732.69	9,147.70	.00	55,387.31	61.6%
01100210 500200 APPOINTED OFFICIAL	.00	.00	24,322.56	4,053.76	.00	-24,322.56	100.0%*
01100210 500600 STAFF EMPLOYEES	52,698.00	52,698.00	18,072.91	.00	.00	34,625.09	34.3%
01100210 510100 FICA	12,203.00	12,203.00	7,743.77	793.11	.00	4,459.23	63.5%
01100210 510200 MEDICARE	2,854.00	2,854.00	1,811.03	185.49	.00	1,042.97	63.5%
01100210 510300 RETIREMENT	21,866.00	21,866.00	14,352.08	1,587.52	.00	7,513.92	65.6%
01100210 510400 GROUP HEALTH INSUR	15,062.00	15,062.00	18,135.41	985.62	.00	-3,073.41	120.4%*
01100210 510500 GROUP DENTAL INSUR	830.00	830.00	686.51	37.31	.00	143.49	82.7%
01100210 510600 LIFE INSURANCE	120.00	120.00	82.44	4.48	.00	37.56	68.7%
01100210 510700 UNEMPLOYMENT INSUR	47.00	47.00	32.83	6.90	.00	14.17	69.9%
01100210 510900 WORKER'S COMPENSAT	531.00	531.00	302.16	10.94	.00	228.84	56.9%
01100210 520100 SUPPLIES/OTH OPER	1,500.00	1,500.00	133.65	.00	406.05	960.30	36.0%
01100210 522800 LAW BOOKS	420.00	420.00	77.00	.00	.00	343.00	18.3%
01100210 540100 COMMUNICATIONS - M	350.00	350.00	164.64	.00	180.92	4.44	98.7%
01100210 550300 TRAVEL AND TRAININ	6,000.00	8,500.00	982.14	.00	295.00	7,222.86	15.0%
01100210 550500 ASSOCIATION DUES	200.00	200.00	200.00	.00	.00	.00	100.0%
TOTAL COUNTY JUDGE	258,801.00	261,301.00	175,831.82	16,812.83	881.97	84,587.21	67.6%
<b>003 COUNTY CLERK</b>							
01100310 500100 ELECTED OFFICIALS	81,340.00	81,340.00	61,004.93	6,256.92	.00	20,335.07	75.0%

88



11/04/2020 18:16  
RScott

Lubbock County  
BUDGET SUMMARIES REPORT  
ACCOUNT SUMMARY JUNE 2020

P 5  
glytdbud

FOR 2020 09

	ORIGINAL APPROP	REVISED BUDGET	YTD ACTUAL	MTD ACTUAL	ENCUMBRANCES	AVAILABLE BUDGET	PCT USED
01100310 500600 STAFF EMPLOYEES	883,345.00	883,345.00	543,311.61	56,516.07	.00	340,033.39	61.5%
01100310 500700 OVERTIME COMPENSAT	1,000.00	1,000.00	62.61	17.58	.00	937.39	6.3%
01100310 500800 TEMPORARY	7,500.00	7,500.00	.00	.00	.00	7,500.00	.0%
01100310 510100 FICA	60,337.00	60,337.00	35,208.06	3,713.75	.00	25,128.94	58.4%
01100310 510200 MEDICARE	14,111.00	14,111.00	8,234.16	868.55	.00	5,876.84	58.4%
01100310 510300 RETIREMENT	107,288.00	107,288.00	66,058.61	7,551.05	.00	41,229.39	61.6%
01100310 510400 GROUP HEALTH INSUR	165,682.00	165,682.00	114,874.88	6,730.30	.00	50,807.12	69.3%
01100310 510500 GROUP DENTAL INSUR	9,130.00	9,130.00	5,849.80	340.60	.00	3,280.20	64.1%
01100310 510600 LIFE INSURANCE	1,320.00	1,320.00	785.42	47.04	.00	534.58	59.5%
01100310 510700 UNEMPLOYMENT INSUR	803.00	803.00	419.09	47.72	.00	383.91	52.2%
01100310 510900 WORKER'S COMPENSAT	2,628.00	2,628.00	1,624.93	146.99	.00	1,003.07	61.8%
01100310 520100 SUPPLIES/OTH OPER	20,000.00	20,000.00	4,569.47	919.24	3,525.91	11,904.62	40.5%
01100310 522800 LAW BOOKS	1,000.00	1,000.00	490.00	.00	.00	510.00	49.0%
01100310 530100 EQUIPMENT OPER/MAI	2,000.00	2,000.00	220.00	.00	.00	1,780.00	11.0%
01100310 530800 SOFTWARE MAINTENAN	56,900.00	56,900.00	56,899.12	.00	.00	.88	100.0%
01100310 540100 COMMUNICATIONS - M	680.00	680.00	418.77	104.38	226.47	34.76	94.9%
01100310 550300 TRAVEL AND TRAININ	8,075.00	8,075.00	1,799.09	.00	130.95	6,144.96	23.9%
01100310 550500 ASSOCIATION DUES	325.00	325.00	150.00	.00	.00	175.00	46.2%
01100310 580100 INSURANCE AND BOND	.00	4,121.00	4,121.00	.00	.00	.00	100.0%
TOTAL COUNTY CLERK	1,423,464.00	1,427,585.00	906,101.55	83,260.19	3,883.33	517,600.12	63.7%
004 INFORMATION SERVICES							
01100410 510900 WORKER'S COMPENSAT	.00	.00	97.02	.00	.00	-97.02	100.0%*
TOTAL INFORMATION SERVICES	.00	.00	97.02	.00	.00	-97.02	100.0%
005 INFORMATION TECH SERVICES							
01100510 500600 STAFF EMPLOYEES	1,273,573.00	1,449,454.00	670,224.73	89,895.03	.00	779,229.27	46.2%
01100510 500700 OVERTIME COMPENSAT	10,000.00	10,000.00	2,441.26	192.38	.00	7,558.74	24.4%
01100510 501000 SUPPLEMENTAL SALAR	27,000.00	27,000.00	21,750.00	.00	.00	5,250.00	80.6%
01100510 510100 FICA	81,256.00	92,161.00	40,965.66	5,412.45	.00	51,195.34	44.5%
01100510 510200 MEDICARE	19,003.00	21,553.00	9,580.81	1,265.83	.00	11,972.19	44.5%
01100510 510300 RETIREMENT	145,605.00	165,145.00	76,157.22	10,670.49	.00	88,987.78	46.1%
01100510 510400 GROUP HEALTH INSUR	162,567.00	196,743.00	91,898.01	5,871.02	.00	104,844.99	46.7%
01100510 510500 GROUP DENTAL INSUR	8,960.00	10,649.00	4,450.01	307.54	.00	6,198.99	41.8%
01100510 510600 LIFE INSURANCE	1,295.00	1,506.00	504.14	35.84	.00	1,001.86	33.5%
01100510 510700 UNEMPLOYMENT INSUR	1,180.00	1,321.00	539.11	72.03	.00	781.89	40.8%

88



11/04/2020 18:16  
 RScott

 |Lubbock County  
 |BUDGET SUMMARIES REPORT  
 ACCOUNT SUMMARY JUNE 2020

 | P 6  
 | glytddb

FOR 2020 09

	ORIGINAL APPROP	REVISED BUDGET	YTD ACTUAL	MTD ACTUAL	ENCUMBRANCES	AVAILABLE BUDGET	PCT USED
01100510 510900 WORKER'S COMPENSAT	3,539.00	11,805.00	1,972.06	161.68	.00	9,832.94	16.7%
01100510 520100 SUPPLIES/OTH OPER	194,000.00	229,519.00	16,885.27	5,039.17	135,181.94	77,451.79	66.3%
01100510 523000 NON-CAPITAL SOFTWA	53,000.00	53,000.00	14,444.91	.00	355.00	38,200.09	27.9%
01100510 523100 NON-CAPITAL EQUIPM	32,200.00	44,600.00	1,082.30	.00	.00	43,517.70	2.4%
01100510 530100 EQUIPMENT OPER/MAI	490,185.00	646,032.00	380,445.93	8,848.37	52,366.28	213,219.79	67.0%
01100510 530200 VEHICLE OPERATION/	2,000.00	2,786.00	199.16	27.33	864.77	1,722.07	38.2%
01100510 530800 SOFTWARE MAINTENAN	1,793,506.00	1,798,606.00	891,134.34	.00	234,704.95	672,766.71	62.6%
01100510 540100 COMMUNICATIONS - M	81,220.00	83,178.00	25,332.91	623.89	55,437.33	2,407.76	97.1%
01100510 550300 TRAVEL AND TRAININ	50,350.00	50,350.00	7,821.17	.00	350.00	42,178.83	16.2%
01100510 550500 ASSOCIATION DUES	2,825.00	2,825.00	.00	.00	.00	2,825.00	.0%
01100510 562200 CONTRACT SERVICES	1,635,000.00	1,686,199.00	1,541,145.00	2,900.00	9,600.00	135,454.00	92.0%
01100510 660500 CAPITAL OUTLAY TEC	332,000.00	1,487,811.00	218,695.35	.00	58,593.78	1,210,521.87	18.6%
TOTAL INFORMATION TECH SERVICE	6,400,264.00	8,072,243.00	4,017,669.35	131,323.05	547,454.05	3,507,119.60	56.6%
06 007 NON DEPARTMENTAL							
01100710 520100 SUPPLIES/OTH OPER	3,500.00	3,500.00	2,316.89	869.35	704.90	478.21	86.3%
01100710 522500 POSTAGE	279,000.00	279,000.00	144,586.10	2,302.00	47,945.60	86,468.30	69.0%
01100710 522900 PUBLICATIONS LEGAL	30,000.00	30,000.00	18,844.22	1,031.30	11,155.50	.28	100.0%
01100710 540100 COMMUNICATIONS - M	100,400.00	100,400.00	68,975.77	9,383.57	31,035.16	389.07	99.6%
01100710 540200 TELEPHONE - LONG D	9,000.00	9,000.00	4,221.30	727.28	4,773.19	5.51	99.9%
01100710 550500 ASSOCIATION DUES	62,475.00	62,527.00	62,526.86	.00	.00	.14	100.0%
01100710 561400 PROFESSIONAL SERVI	300,000.00	300,000.00	91,597.23	.00	4,697.00	203,705.77	32.1%
01100710 562200 CONTRACT SERVICES	80,000.00	80,000.00	69,498.13	.00	30,290.09	-19,788.22	124.7%*
01100710 562300 INTER LOCAL AGREEM	1,000,000.00	999,948.00	708,193.24	.00	288,311.76	3,443.00	99.7%
01100710 580100 INSURANCE AND BOND	600,000.00	600,000.00	425,503.10	12,370.05	84,655.79	89,841.11	85.0%
01100710 580200 PUBLIC OFFICIALS L	450,000.00	450,000.00	253,127.00	.00	.00	196,873.00	56.3%
01100710 583000 CIVIL JUDGEMENTS	50,000.00	50,000.00	.00	.00	.00	50,000.00	.0%
01100710 599300 LEGISLATIVE & ADMI	1.00	1.00	.00	.00	.00	1.00	.0%
01100710 599310 PAST YR LEGISLATIV	1.00	1.00	.00	.00	.00	1.00	.0%
01100710 599800 CONTINGENCY	3,000,000.00	1,686,465.00	.00	.00	27,497.58	1,658,967.42	1.6%
01100710 599900 OTHER CHARGES	75,000.00	61,122.00	60.00	40.00	20,000.00	41,062.00	32.8%
01100710 599940 CARES ACT COVID-19	.00	379,214.00	.00	.00	.00	379,214.00	.0%
TOTAL NON DEPARTMENTAL	6,039,377.00	5,091,178.00	1,849,449.84	26,723.55	551,066.57	2,690,661.59	47.2%
009 TREASURER							
01100915 500100 ELECTED OFFICIALS	81,340.00	81,340.00	60,968.99	6,256.92	.00	20,371.01	75.0%

11/04/2020 18:16  
RScott

Lubbock County  
BUDGET SUMMARIES REPORT  
ACCOUNT SUMMARY JUNE 2020

P 7  
glytdbud

FOR 2020 09

	ORIGINAL APPROP	REVISED BUDGET	YTD ACTUAL	MTD ACTUAL	ENCUMBRANCES	AVAILABLE BUDGET	PCT USED
01100915 500600 STAFF EMPLOYEES	145,821.00	145,821.00	111,111.32	11,572.96	.00	34,709.68	76.2%
01100915 500800 TEMPORARY	10,000.00	10,000.00	4,832.50	757.50	.00	5,167.50	48.3%
01100915 500900 PART TIME POSITION	25,000.00	25,000.00	19,066.50	2,097.00	.00	5,933.50	76.3%
01100915 510100 FICA	16,254.00	16,254.00	10,544.39	1,149.98	.00	5,709.61	64.9%
01100915 510200 MEDICARE	3,801.00	3,801.00	2,466.09	268.96	.00	1,334.91	64.9%
01100915 510300 RETIREMENT	28,015.00	28,015.00	20,883.95	2,394.84	.00	7,131.05	74.5%
01100915 510400 GROUP HEALTH INSUR	30,124.00	30,124.00	42,963.82	2,334.99	.00	-12,839.82	142.6%*
01100915 510500 GROUP DENTAL INSUR	1,660.00	1,660.00	1,399.73	76.23	.00	260.27	84.3%
01100915 510600 LIFE INSURANCE	240.00	240.00	164.88	8.96	.00	75.12	68.7%
01100915 510700 UNEMPLOYMENT INSUR	163.00	163.00	104.49	14.05	.00	58.51	64.1%
01100915 510900 WORKER'S COMPENSAT	708.00	708.00	501.53	38.96	.00	206.47	70.8%
01100915 520100 SUPPLIES/OTH OPER	9,720.00	9,720.00	3,656.81	.00	3,056.32	3,006.87	69.1%
01100915 530100 EQUIPMENT OPER/MAI	800.00	1,296.00	1,296.00	.00	.00	.00	100.0%
01100915 530800 SOFTWARE MAINTENAN	100.00	100.00	.00	.00	.00	100.00	.0%
01100915 550300 TRAVEL AND TRAININ	6,650.00	6,650.00	624.96	.00	.00	6,025.04	9.4%
01100915 550500 ASSOCIATION DUES	175.00	175.00	175.00	.00	.00	.00	100.0%
01100915 562200 CONTRACT SERVICES	3,296.00	2,800.00	2,000.00	.00	.00	800.00	71.4%
01100915 580100 INSURANCE AND BOND	5,412.00	5,412.00	2,500.00	.00	.00	2,912.00	46.2%
TOTAL TREASURER	369,279.00	369,279.00	285,260.96	26,971.35	3,056.32	80,961.72	78.1%
010 TAX ASSESSOR/COLLECTOR							
01101015 500100 ELECTED OFFICIALS	81,340.00	81,340.00	61,004.93	6,256.92	.00	20,335.07	75.0%
01101015 500600 STAFF EMPLOYEES	1,262,737.00	1,262,737.00	907,719.58	92,705.89	.00	355,017.42	71.9%
01101015 500800 TEMPORARY	.00	5,209.00	6,834.00	1,462.50	.00	-1,625.00	131.2%*
01101015 500900 PART TIME POSITION	18,000.00	12,791.00	7,501.60	664.00	.00	5,289.40	58.6%
01101015 510100 FICA	84,449.00	84,449.00	57,348.37	6,023.44	.00	27,100.63	67.9%
01101015 510200 MEDICARE	19,750.00	19,750.00	13,412.28	1,408.78	.00	6,337.72	67.9%
01101015 510300 RETIREMENT	151,327.00	151,327.00	106,733.84	11,982.97	.00	44,593.16	70.5%
01101015 510400 GROUP HEALTH INSUR	263,585.00	263,585.00	208,695.93	10,854.17	.00	54,889.07	79.2%
01101015 510500 GROUP DENTAL INSUR	14,525.00	14,525.00	10,081.94	528.75	.00	4,443.06	69.4%
01101015 510600 LIFE INSURANCE	2,100.00	2,100.00	1,359.30	76.16	.00	740.70	64.7%
01101015 510700 UNEMPLOYMENT INSUR	1,153.00	1,153.00	713.97	80.90	.00	439.03	61.9%
01101015 510900 WORKER'S COMPENSAT	3,678.00	3,678.00	2,668.61	242.97	.00	1,009.39	72.6%
01101015 520100 SUPPLIES/OTH OPER	27,524.00	27,524.00	12,970.55	1,714.08	14,516.50	36.95	99.9%
01101015 530200 VEHICLE OPERATION/	2,235.00	2,235.00	529.65	49.95	702.55	1,002.80	55.1%
01101015 540100 COMMUNICATIONS - M	2,761.00	2,761.00	1,463.51	218.22	1,291.49	6.00	99.8%
01101015 550300 TRAVEL AND TRAININ	12,350.00	12,350.00	3,532.21	-1,250.00	1,229.83	7,587.96	38.6%
01101015 550500 ASSOCIATION DUES	325.00	325.00	225.00	.00	.00	100.00	69.2%
01101015 562200 CONTRACT SERVICES	12,000.00	12,000.00	7,967.21	.00	4,000.00	32.79	99.7%
01101015 570200 BUILDING RENTAL	9,275.00	9,275.00	.00	.00	.00	9,275.00	.0%

91



11/04/2020 18:16  
RScott

Lubbock County  
BUDGET SUMMARIES REPORT  
ACCOUNT SUMMARY JUNE 2020

P 8  
glytdbud

FOR 2020 09

	ORIGINAL APPROP	REVISED BUDGET	YTD ACTUAL	MTD ACTUAL	ENCUMBRANCES	AVAILABLE BUDGET	PCT USED
01101015 580100 INSURANCE AND BOND	1,800.00	1,800.00	146.62	146.62	.00	1,653.38	8.1%
TOTAL TAX ASSESSOR/COLLECTOR	1,970,914.00	1,970,914.00	1,410,909.10	133,166.32	21,740.37	538,264.53	72.7%
011 PURCHASING							
01101115 500600 STAFF EMPLOYEES	318,939.00	318,939.00	211,863.03	21,167.68	.00	107,075.97	66.4%
01101115 510100 FICA	19,774.00	19,774.00	12,743.36	1,282.40	.00	7,030.64	64.4%
01101115 510200 MEDICARE	4,625.00	4,625.00	2,980.26	299.92	.00	1,644.74	64.4%
01101115 510300 RETIREMENT	35,434.00	35,434.00	23,184.08	2,545.45	.00	12,249.92	65.4%
01101115 510400 GROUP HEALTH INSUR	45,186.00	45,186.00	24,801.21	1,385.00	.00	20,384.79	54.9%
01101115 510500 GROUP DENTAL INSUR	2,490.00	2,490.00	1,169.77	68.69	.00	1,320.23	47.0%
01101115 510600 LIFE INSURANCE	360.00	360.00	192.66	11.20	.00	167.34	53.5%
01101115 510700 UNEMPLOYMENT INSUR	287.00	287.00	163.62	16.92	.00	123.38	57.0%
01101115 510900 WORKER'S COMPENSAT	861.00	861.00	589.09	57.14	.00	271.91	68.4%
01101115 520100 SUPPLIES/OTH OPER	6,000.00	5,950.00	2,289.00	2.60	2,353.16	1,307.84	78.0%
01101115 530100 EQUIPMENT OPER/MAI	500.00	500.00	194.00	.00	.00	306.00	38.8%
01101115 530200 VEHICLE OPERATION/	500.00	500.00	141.63	.00	244.98	113.39	77.3%
01101115 550300 TRAVEL AND TRAININ	3,000.00	2,925.00	1,348.28	.00	280.00	1,296.72	55.7%
01101115 550500 ASSOCIATION DUES	1,100.00	1,225.00	325.00	.00	900.00	.00	100.0%
01101115 562200 CONTRACT SERVICES	13,869.00	13,869.00	13,869.00	.00	.00	.00	100.0%
01101115 570100 RENTALS AND LEASES	25,000.00	25,000.00	18,440.37	6,146.79	6,159.63	400.00	98.4%
TOTAL PURCHASING	477,925.00	477,925.00	314,294.36	32,983.79	9,937.77	153,692.87	67.8%
012 AUDITOR							
01101215 500200 APPOINTED OFFICIAL	129,540.00	129,540.00	89,996.63	8,846.16	.00	39,543.37	69.5%
01101215 500600 STAFF EMPLOYEES	732,388.00	727,388.00	445,112.65	48,554.79	.00	282,275.35	61.2%
01101215 500700 OVERTIME COMPENSAT	500.00	5,500.00	2,526.37	332.99	.00	2,973.63	45.9%
01101215 500800 TEMPORARY	9,300.00	9,300.00	.00	.00	.00	9,300.00	.0%
01101215 500900 PART TIME POSITION	26,229.00	26,229.00	14,894.00	520.00	.00	11,335.00	56.8%
01101215 510100 FICA	55,673.00	55,673.00	32,729.66	3,497.02	.00	22,943.34	58.8%
01101215 510200 MEDICARE	13,020.00	13,020.00	7,654.18	817.83	.00	5,365.82	58.8%
01101215 510300 RETIREMENT	98,730.00	98,730.00	60,336.50	7,016.82	.00	38,393.50	61.1%
01101215 510400 GROUP HEALTH INSUR	105,434.00	105,434.00	46,809.58	2,513.19	.00	58,624.42	44.4%
01101215 510500 GROUP DENTAL INSUR	5,810.00	5,810.00	3,609.00	205.15	.00	2,201.00	62.1%
01101215 510600 LIFE INSURANCE	840.00	840.00	466.48	26.88	.00	373.52	55.5%
01101215 510700 UNEMPLOYMENT INSUR	808.00	808.00	425.65	46.66	.00	382.35	52.7%
01101215 510900 WORKER'S COMPENSAT	2,424.00	2,424.00	1,509.43	145.46	.00	914.57	62.3%

92



11/04/2020 18:16  
RScott

Lubbock County  
BUDGET SUMMARIES REPORT  
ACCOUNT SUMMARY JUNE 2020

P 9  
glytdbud

FOR 2020 09

	ORIGINAL APPROP	REVISED BUDGET	YTD ACTUAL	MTD ACTUAL	ENCUMBRANCES	AVAILABLE BUDGET	PCT USED
01101215 520100 SUPPLIES/OTH OPER	12,567.00	16,567.00	10,881.59	1,737.94	5,595.84	89.57	99.5%
01101215 523000 NON-CAPITAL SOFTWA	5,000.00	5,000.00	.00	.00	.00	5,000.00	.0%
01101215 523100 NON-CAPITAL EQUIPM	3,500.00	3,500.00	.00	.00	.00	3,500.00	.0%
01101215 530100 EQUIPMENT OPER/MAI	1,000.00	1,000.00	.00	.00	1,000.00	.00	100.0%
01101215 530800 SOFTWARE MAINTENAN	103,415.00	103,415.00	31,145.08	.00	.00	72,269.92	30.1%
01101215 540100 COMMUNICATIONS - M	1,540.00	1,540.00	563.27	44.40	529.75	446.98	71.0%
01101215 550300 TRAVEL AND TRAININ	21,017.00	17,017.00	2,865.86	1,060.38	.00	14,151.14	16.8%
01101215 550500 ASSOCIATION DUES	5,147.00	5,147.00	2,225.00	.00	.00	2,922.00	43.2%
01101215 580100 INSURANCE AND BOND	200.00	200.00	92.50	.00	.00	107.50	46.3%
TOTAL AUDITOR	1,334,082.00	1,334,082.00	753,843.43	75,365.67	7,125.59	573,112.98	57.0%
013 HUMAN RESOURCES							
01101315 500600 STAFF EMPLOYEES	324,341.00	324,341.00	247,225.37	25,616.33	.00	77,115.63	76.2%
01101315 500800 TEMPORARY	13,619.00	13,619.00	8,769.80	1,742.00	.00	4,849.20	64.4%
01101315 510100 FICA	20,954.00	20,954.00	15,355.13	1,642.65	.00	5,598.87	73.3%
01101315 510200 MEDICARE	4,900.00	4,900.00	3,591.22	384.18	.00	1,308.78	73.3%
01101315 510300 RETIREMENT	36,034.00	36,034.00	27,052.18	3,080.30	.00	8,981.82	75.1%
01101315 510400 GROUP HEALTH INSUR	37,655.00	37,655.00	26,471.15	1,438.65	.00	11,183.85	70.3%
01101315 510500 GROUP DENTAL INSUR	2,075.00	2,075.00	1,520.87	82.61	.00	554.13	73.3%
01101315 510600 LIFE INSURANCE	300.00	300.00	206.10	11.20	.00	93.90	68.7%
01101315 510700 UNEMPLOYMENT INSUR	304.00	304.00	197.81	21.89	.00	106.19	65.1%
01101315 510900 WORKER'S COMPENSAT	912.00	912.00	712.31	73.88	.00	199.69	78.1%
01101315 520100 SUPPLIES/OTH OPER	17,650.00	12,650.00	5,731.35	1,685.04	4,273.87	2,644.78	79.1%
01101315 522800 LAW BOOKS	1,500.00	1,500.00	.00	.00	.00	1,500.00	.0%
01101315 523000 NON-CAPITAL SOFTWA	1,500.00	1,500.00	.00	.00	.00	1,500.00	.0%
01101315 523100 NON-CAPITAL EQUIPM	7,000.00	22,000.00	20,748.00	.00	.00	1,252.00	94.3%
01101315 530800 SOFTWARE MAINTENAN	133,000.00	133,000.00	100,591.87	8,201.10	2,965.20	29,442.93	77.9%
01101315 540100 COMMUNICATIONS - M	1,500.00	1,500.00	607.84	75.98	468.12	424.04	71.7%
01101315 550300 TRAVEL AND TRAININ	14,250.00	14,250.00	6,449.52	2,520.00	.00	7,800.48	45.3%
01101315 550500 ASSOCIATION DUES	1,650.00	1,650.00	1,087.00	.00	.00	563.00	65.9%
01101315 561400 PROFESSIONAL SERVI	78,470.00	73,470.00	44,814.51	6,418.47	11,536.97	17,118.52	76.7%
01101315 561500 PROFESSIONAL DEVEL	15,000.00	10,000.00	.00	.00	.00	10,000.00	.0%
TOTAL HUMAN RESOURCES	712,614.00	712,614.00	511,132.03	52,994.28	19,244.16	182,237.81	74.4%
014 COURTS							
01101420 500100 ELECTED OFFICIALS	635,400.00	635,400.00	479,111.11	48,876.92	.00	156,288.89	75.4%

93

11/04/2020 18:16  
RScott

Lubbock County  
BUDGET SUMMARIES REPORT  
ACCOUNT SUMMARY JUNE 2020

P 10  
glytdbud

FOR 2020 09

	ORIGINAL APPROP	REVISED BUDGET	YTD ACTUAL	MTD ACTUAL	ENCUMBRANCES	AVAILABLE BUDGET	PCT USED
01101420 500200 APPOINTED OFFICIAL	1,775,362.00	1,775,362.00	1,280,488.68	128,793.92	.00	494,873.32	72.1%
01101420 500600 STAFF EMPLOYEES	549,720.00	549,720.00	389,550.69	38,675.85	.00	160,169.31	70.9%
01101420 500800 TEMPORARY	101,000.00	101,000.00	54,379.25	9,002.75	.00	46,620.75	53.8%
01101420 500900 PART TIME POSITION	14,149.00	14,149.00	48.00	.00	.00	14,101.00	.3%
01101420 501000 SUPPLEMENTAL SALAR	31,200.00	31,200.00	23,120.00	2,400.00	.00	8,080.00	74.1%
01101420 510100 FICA	192,623.00	192,623.00	129,983.84	13,647.49	.00	62,639.16	67.5%
01101420 510200 MEDICARE	45,049.00	45,049.00	31,148.89	3,191.78	.00	13,900.11	69.1%
01101420 510300 RETIREMENT	333,948.00	333,948.00	238,104.52	26,305.61	.00	95,843.48	71.3%
01101420 510400 GROUP HEALTH INSUR	316,302.00	316,302.00	259,612.54	14,096.19	.00	56,689.46	82.1%
01101420 510500 GROUP DENTAL INSUR	17,430.00	17,430.00	12,111.01	664.69	.00	5,318.99	69.5%
01101420 510600 LIFE INSURANCE	2,520.00	2,520.00	1,406.06	76.86	.00	1,113.94	55.8%
01101420 510700 UNEMPLOYMENT INSUR	2,225.00	2,225.00	1,368.98	162.77	.00	856.02	61.5%
01101420 510900 WORKER'S COMPENSAT	8,389.00	8,389.00	5,738.49	479.66	.00	2,650.51	68.4%
01101420 520100 SUPPLIES/OTH OPER	43,000.00	43,000.00	18,315.44	4,339.66	15,231.89	9,452.67	78.0%
01101420 522800 LAW BOOKS	5,000.00	5,000.00	2,435.52	.00	.00	2,564.48	48.7%
01101420 523100 NON-CAPITAL EQUIPM	10,000.00	10,000.00	2,820.28	.00	.00	7,179.72	28.2%
01101420 540100 COMMUNICATIONS - M	10,500.00	10,500.00	4,012.61	635.88	1,830.93	4,656.46	55.7%
01101420 550300 TRAVEL AND TRAININ	47,000.00	47,000.00	27,573.11	-65.64	3,450.00	15,976.89	66.0%
01101420 550500 ASSOCIATION DUES	11,870.00	11,870.00	4,460.00	3,505.00	930.00	6,480.00	45.4%
01101420 580100 INSURANCE AND BOND	750.00	750.00	.00	.00	71.00	679.00	9.5%
TOTAL COURTS	4,153,437.00	4,153,437.00	2,965,789.02	294,789.39	21,513.82	1,166,134.16	71.9%
015 APPELLATE COURTS							
01101520 501000 SUPPLEMENTAL SALAR	19,280.00	19,280.00	10,656.28	1,483.04	.00	8,623.72	55.3%
01101520 510100 FICA	1,195.00	1,195.00	663.59	91.92	.00	531.41	55.5%
01101520 510200 MEDICARE	280.00	280.00	155.38	21.52	.00	124.62	55.5%
01101520 510300 RETIREMENT	2,142.00	2,142.00	1,183.43	178.25	.00	958.57	55.2%
01101520 510500 GROUP DENTAL INSUR	415.00	415.00	-62.15	.00	.00	477.15	-15.0%
01101520 510600 LIFE INSURANCE	240.00	240.00	-6.26	.00	.00	246.26	-2.6%
01101520 510900 WORKER'S COMPENSAT	52.00	52.00	23.01	.00	.00	28.99	44.3%
TOTAL APPELLATE COURTS	23,604.00	23,604.00	12,613.28	1,774.73	.00	10,990.72	53.4%
023 DISTRICT CLERK							
01102320 500100 ELECTED OFFICIALS	81,340.00	81,340.00	61,004.93	6,256.92	.00	20,335.07	75.0%
01102320 500600 STAFF EMPLOYEES	1,136,422.00	1,136,422.00	844,216.39	87,069.01	.00	292,205.61	74.3%
01102320 500700 OVERTIME COMPENSAT	3,000.00	3,000.00	1,431.77	141.34	.00	1,568.23	47.7%

94



11/04/2020 18:16  
RScott

Lubbock County  
BUDGET SUMMARIES REPORT  
ACCOUNT SUMMARY JUNE 2020

P 11  
glytddb

FOR 2020 09

	ORIGINAL APPROP	REVISED BUDGET	YTD ACTUAL	MTD ACTUAL	ENCUMBRANCES	AVAILABLE BUDGET	PCT USED
01102320 500800 TEMPORARY	35,000.00	35,000.00	18,704.55	1,778.32	.00	16,295.45	53.4%
01102320 510100 FICA	77,857.00	77,857.00	54,684.57	5,701.78	.00	23,172.43	70.2%
01102320 510200 MEDICARE	18,209.00	18,209.00	12,789.60	1,333.52	.00	5,419.40	70.2%
01102320 510300 RETIREMENT	135,627.00	135,627.00	99,154.85	11,237.51	.00	36,472.15	73.1%
01102320 510400 GROUP HEALTH INSUR	225,930.00	225,930.00	170,440.46	9,263.07	.00	55,489.54	75.4%
01102320 510500 GROUP DENTAL INSUR	12,450.00	12,450.00	9,269.10	503.75	.00	3,180.90	74.5%
01102320 510600 LIFE INSURANCE	1,800.00	1,800.00	1,236.60	67.20	.00	563.40	68.7%
01102320 510700 UNEMPLOYMENT INSUR	1,057.00	1,057.00	667.60	73.72	.00	389.40	63.2%
01102320 510900 WORKER'S COMPENSAT	3,391.00	3,391.00	2,530.89	240.31	.00	860.11	74.6%
01102320 520100 SUPPLIES/OTH OPER	58,825.00	58,275.00	17,502.72	2,094.07	36,097.86	4,674.42	92.0%
01102320 522800 LAW BOOKS	200.00	200.00	.00	.00	.00	200.00	.0%
01102320 530100 EQUIPMENT OPER/MAI	500.00	1,050.00	550.00	.00	.00	500.00	52.4%
01102320 550300 TRAVEL AND TRAININ	6,175.00	6,175.00	3,407.76	742.19	.00	2,767.24	55.2%
01102320 550500 ASSOCIATION DUES	175.00	175.00	.00	.00	50.00	125.00	28.6%
01102320 561400 PROFESSIONAL SERVI	500.00	500.00	260.00	.00	240.00	.00	100.0%
01102320 580100 INSURANCE AND BOND	.00	3,077.00	3,077.00	.00	.00	.00	100.0%
<b>96</b> TOTAL DISTRICT CLERK	1,798,458.00	1,801,535.00	1,300,928.79	126,502.71	36,387.86	464,218.35	74.2%
<b>030 JUDICIAL COMPLIANCE</b>							
01103010 500600 STAFF EMPLOYEES	255,310.00	255,310.00	178,449.46	18,405.28	.00	76,860.54	69.9%
01103010 500900 PART TIME POSITION	11,033.00	11,033.00	1,549.81	.00	.00	9,483.19	14.0%
01103010 510100 FICA	16,513.00	16,513.00	10,761.81	1,102.25	.00	5,751.19	65.2%
01103010 510200 MEDICARE	3,862.00	3,862.00	2,516.94	257.79	.00	1,345.06	65.2%
01103010 510300 RETIREMENT	29,591.00	29,591.00	19,685.80	2,213.24	.00	9,905.20	66.5%
01103010 510400 GROUP HEALTH INSUR	45,186.00	45,186.00	31,765.38	1,726.38	.00	13,420.62	70.3%
01103010 510500 GROUP DENTAL INSUR	2,490.00	2,490.00	1,803.04	97.99	.00	686.96	72.4%
01103010 510600 LIFE INSURANCE	360.00	360.00	247.32	13.44	.00	112.68	68.7%
01103010 510700 UNEMPLOYMENT INSUR	240.00	240.00	138.72	14.70	.00	101.28	57.8%
01103010 510900 WORKER'S COMPENSAT	719.00	719.00	501.26	49.70	.00	217.74	69.7%
01103010 520100 SUPPLIES/OTH OPER	2,500.00	6,500.00	303.31	.00	1,916.88	4,279.81	34.2%
01103010 550300 TRAVEL AND TRAININ	4,275.00	275.00	22.24	.00	.00	252.76	8.1%
01103010 550500 ASSOCIATION DUES	325.00	325.00	.00	.00	250.00	75.00	76.9%
01103010 561400 PROFESSIONAL SERVI	3,000.00	3,000.00	1,410.00	235.00	940.00	650.00	78.3%
01103010 562200 CONTRACT SERVICES	11,800.00	11,800.00	10,277.23	47.04	.00	1,522.77	87.1%
TOTAL JUDICIAL COMPLIANCE	387,204.00	387,204.00	259,432.32	24,162.81	3,106.88	124,664.80	67.8%
<b>031 JUSTICE OF THE PEACE PCT 1</b>							
01103120 500100 ELECTED OFFICIALS	75,725.00	75,725.00	56,793.75	5,825.00	.00	18,931.25	75.0%



11/04/2020 18:16  
RScott

Lubbock County  
BUDGET SUMMARIES REPORT  
ACCOUNT SUMMARY JUNE 2020

P 12  
glytdbud

FOR 2020 09

	ORIGINAL APPROP	REVISED BUDGET	YTD ACTUAL	MTD ACTUAL	ENCUMBRANCES	AVAILABLE BUDGET	PCT USED
01103120 500600 STAFF EMPLOYEES	164,302.00	164,302.00	119,730.51	12,381.30	.00	44,571.49	72.9%
01103120 510100 FICA	14,882.00	14,882.00	9,842.90	1,064.53	.00	5,039.10	66.1%
01103120 510200 MEDICARE	3,480.00	3,480.00	2,301.90	248.95	.00	1,178.10	66.1%
01103120 510300 RETIREMENT	26,667.00	26,667.00	19,282.36	2,189.59	.00	7,384.64	72.3%
01103120 510400 GROUP HEALTH INSUR	37,655.00	37,655.00	44,235.81	2,404.12	.00	-6,580.81	117.5%*
01103120 510500 GROUP DENTAL INSUR	2,075.00	2,075.00	1,939.18	105.39	.00	135.82	93.5%
01103120 510600 LIFE INSURANCE	300.00	300.00	206.10	11.20	.00	93.90	68.7%
01103120 510700 UNEMPLOYMENT INSUR	148.00	148.00	92.32	12.21	.00	55.68	62.4%
01103120 510900 WORKER'S COMPENSAT	648.00	648.00	451.02	33.44	.00	196.98	69.6%
01103120 520100 SUPPLIES/OTH OPER	4,000.00	5,700.00	1,627.92	.00	2,622.23	1,449.85	74.6%
01103120 522800 LAW BOOKS	1,000.00	1,000.00	464.00	.00	.00	536.00	46.4%
01103120 550300 TRAVEL AND TRAININ	2,375.00	525.00	.00	-150.00	.00	525.00	.0%
01103120 580100 INSURANCE AND BOND	.00	150.00	127.50	.00	.00	22.50	85.0%
TOTAL JUSTICE OF THE PEACE PCT	333,257.00	333,257.00	257,095.27	24,125.73	2,622.23	73,539.50	77.9%

06 032 JUSTICE OF THE PEACE PCT 2

01103220 500100 ELECTED OFFICIALS	75,725.00	75,725.00	56,793.75	5,825.00	.00	18,931.25	75.0%
01103220 500600 STAFF EMPLOYEES	142,438.00	135,438.00	94,392.65	9,987.50	.00	41,045.35	69.7%
01103220 500700 OVERTIME COMPENSAT	.00	7,000.00	28.13	.00	.00	6,971.87	.4%
01103220 510100 FICA	13,526.00	13,526.00	8,921.76	940.71	.00	4,604.24	66.0%
01103220 510200 MEDICARE	3,163.00	3,163.00	2,086.52	220.00	.00	1,076.48	66.0%
01103220 510300 RETIREMENT	24,238.00	24,238.00	16,490.53	1,905.12	.00	7,747.47	68.0%
01103220 510400 GROUP HEALTH INSUR	37,655.00	37,655.00	19,988.81	1,364.07	.00	17,666.19	53.1%
01103220 510500 GROUP DENTAL INSUR	2,075.00	2,075.00	1,592.30	101.23	.00	482.70	76.7%
01103220 510600 LIFE INSURANCE	300.00	300.00	177.51	11.20	.00	122.49	59.2%
01103220 510700 UNEMPLOYMENT INSUR	128.00	128.00	72.58	10.32	.00	55.42	56.7%
01103220 510900 WORKER'S COMPENSAT	589.00	589.00	429.56	26.97	.00	159.44	72.9%
01103220 520100 SUPPLIES/OTH OPER	3,500.00	9,080.00	2,667.00	482.45	779.78	5,633.22	38.0%
01103220 550300 TRAVEL AND TRAININ	5,700.00	.00	.00	.00	.00	.00	.0%
01103220 550500 ASSOCIATION DUES	165.00	165.00	60.00	.00	.00	105.00	36.4%
01103220 580100 INSURANCE AND BOND	.00	120.00	.00	.00	71.00	49.00	59.2%
TOTAL JUSTICE OF THE PEACE PCT	309,202.00	309,202.00	203,701.10	20,874.57	850.78	104,650.12	66.2%

033 JUSTICE OF THE PEACE PCT 3

01103320 500100 ELECTED OFFICIALS	75,725.00	75,725.00	56,793.75	5,825.00	.00	18,931.25	75.0%
01103320 500600 STAFF EMPLOYEES	134,658.00	134,658.00	88,871.08	9,146.72	.00	45,786.92	66.0%

11/04/2020 18:16  
RScott

Lubbock County  
BUDGET SUMMARIES REPORT  
ACCOUNT SUMMARY JUNE 2020

P 13  
glytdbud

FOR 2020 09

	ORIGINAL APPROP	REVISED BUDGET	YTD ACTUAL	MTD ACTUAL	ENCUMBRANCES	AVAILABLE BUDGET	PCT USED
01103320 500700 OVERTIME COMPENSAT	.00	183.00	314.54	132.44	.00	-131.54	171.9%*
01103320 500800 TEMPORARY	10,000.00	9,817.00	.00	.00	.00	9,817.00	.0%
01103320 510100 FICA	13,664.00	13,664.00	8,032.99	853.61	.00	5,631.01	58.8%
01103320 510200 MEDICARE	3,196.00	3,196.00	1,878.69	199.64	.00	1,317.31	58.8%
01103320 510300 RETIREMENT	23,374.00	23,374.00	15,938.87	1,815.06	.00	7,435.13	68.2%
01103320 510400 GROUP HEALTH INSUR	30,124.00	30,124.00	33,030.76	1,795.15	.00	-2,906.76	109.6%*
01103320 510500 GROUP DENTAL INSUR	1,660.00	1,660.00	1,798.91	100.78	.00	-138.91	108.4%*
01103320 510600 LIFE INSURANCE	240.00	240.00	164.88	8.96	.00	75.12	68.7%
01103320 510700 UNEMPLOYMENT INSUR	130.00	130.00	68.88	9.76	.00	61.12	53.0%
01103320 510900 WORKER'S COMPENSAT	595.00	595.00	365.83	25.06	.00	229.17	61.5%
01103320 520100 SUPPLIES/OTH OPER	5,500.00	5,500.00	1,989.80	54.11	600.00	2,910.20	47.1%
01103320 522800 LAW BOOKS	500.00	500.00	.00	.00	.00	500.00	.0%
01103320 550300 TRAVEL AND TRAININ	5,700.00	5,700.00	595.32	.00	.00	5,104.68	10.4%
01103320 550500 ASSOCIATION DUES	690.00	690.00	.00	.00	.00	690.00	.0%
01103320 599900 OTHER CHARGES	1,000.00	1,000.00	.00	.00	97.50	902.50	9.8%
TOTAL JUSTICE OF THE PEACE PCT	306,756.00	306,756.00	209,844.30	19,966.29	697.50	96,214.20	68.6%
97							
034 JUSTICE OF THE PEACE PCT 4							
01103420 500100 ELECTED OFFICIALS	75,725.00	75,725.00	56,793.75	5,825.00	.00	18,931.25	75.0%
01103420 500600 STAFF EMPLOYEES	165,261.00	165,261.00	119,482.16	12,323.84	.00	45,778.84	72.3%
01103420 500700 OVERTIME COMPENSAT	.00	.00	8.09	.00	.00	-8.09	100.0%*
01103420 510100 FICA	14,941.00	14,941.00	10,276.87	1,084.63	.00	4,664.13	68.8%
01103420 510200 MEDICARE	3,494.00	3,494.00	2,403.34	253.65	.00	1,090.66	68.8%
01103420 510300 RETIREMENT	26,774.00	26,774.00	19,254.20	2,182.31	.00	7,519.80	71.9%
01103420 510400 GROUP HEALTH INSUR	37,655.00	37,655.00	42,916.53	2,332.42	.00	-5,261.53	114.0%*
01103420 510500 GROUP DENTAL INSUR	2,075.00	2,075.00	2,004.32	108.93	.00	70.68	96.6%
01103420 510600 LIFE INSURANCE	300.00	300.00	206.10	11.20	.00	93.90	68.7%
01103420 510700 UNEMPLOYMENT INSUR	149.00	149.00	92.30	12.19	.00	56.70	61.9%
01103420 510900 WORKER'S COMPENSAT	651.00	651.00	450.31	33.28	.00	200.69	69.2%
01103420 520100 SUPPLIES/OTH OPER	4,000.00	4,000.00	730.15	.00	2,512.27	757.58	81.1%
01103420 522800 LAW BOOKS	200.00	200.00	.00	.00	.00	200.00	.0%
01103420 550300 TRAVEL AND TRAININ	2,500.00	2,500.00	.00	.00	.00	2,500.00	.0%
01103420 550500 ASSOCIATION DUES	175.00	175.00	120.00	.00	.00	55.00	68.6%
TOTAL JUSTICE OF THE PEACE PCT	333,900.00	333,900.00	254,738.12	24,167.45	2,512.27	76,649.61	77.0%
038 CENTRAL JURY							
01103820 520100 SUPPLIES/OTH OPER	54,200.00	54,200.00	20,008.08	-23.99	19,664.42	14,527.50	73.2%



11/04/2020 18:16  
RScott

Lubbock County  
BUDGET SUMMARIES REPORT  
ACCOUNT SUMMARY JUNE 2020

P 14  
glytddb

FOR 2020 09

	ORIGINAL APPROP	REVISED BUDGET	YTD ACTUAL	MTD ACTUAL	ENCUMBRANCES	AVAILABLE BUDGET	PCT USED
01103820 523000 NON-CAPITAL SOFTWA	1,695.00	1,695.00	.00	.00	.00	1,695.00	.0%
01103820 590100 JURY PAY	258,700.00	258,700.00	145,344.10	1,680.00	3,434.00	109,921.90	57.5%
TOTAL CENTRAL JURY	314,595.00	314,595.00	165,352.18	1,656.01	23,098.42	126,144.40	59.9%

039 JUDICIAL

86

01103920 522800 LAW BOOKS	11,000.00	11,000.00	6,217.93	773.68	3,607.92	1,174.15	89.3%
01103920 560100 APPOINTED ATTYS-CI	975,000.00	975,000.00	733,361.56	57,176.20	.00	241,638.44	75.2%
01103920 560200 APPOINTED ATTYS-CR	50,000.00	50,000.00	10,825.00	.00	.00	39,175.00	21.7%
01103920 560300 APPOINTED ATTYS-JU	140,000.00	140,000.00	67,217.50	6,000.00	.00	72,782.50	48.0%
01103920 560400 APPOINTED ATTYS-ME	50,000.00	50,000.00	41,858.81	3,898.75	.00	8,141.19	83.7%
01103920 560500 COURT REPORTER TRA	100,000.00	100,000.00	93,675.28	155.00	.00	6,324.72	93.7%
01103920 560700 APPTED JUDGE/REPTE	100,000.00	100,000.00	40,567.28	2,550.00	.00	59,432.72	40.6%
01103920 560800 WITNESS/INTERPRETE	40,000.00	40,000.00	30,558.10	2,898.21	1,089.90	8,352.00	79.1%
01103920 561100 INMATE MEDICAL	5,000.00	5,000.00	2,148.00	.00	.00	2,852.00	43.0%
01103920 561400 PROFESSIONAL SERVI	180,000.00	180,000.00	95,776.39	9,500.00	.00	84,223.61	53.2%
01103920 562200 CONTRACT SERVICES	4,578,000.00	4,578,000.00	3,597,408.00	39,801.00	916,903.00	63,689.00	98.6%
01103920 562320 EXPERT WITNESS-JUV	560.00	560.00	.00	.00	.00	560.00	.0%
01103920 562700 EXPERT WITNESS-CRI	150,000.00	150,000.00	91,937.16	.00	.00	58,062.84	61.3%
01103920 564100 INVESTIGATOR EXP-C	1,000.00	1,000.00	.00	.00	.00	1,000.00	.0%
01103920 564210 INVESTIGATOR EXP-C	150,000.00	150,000.00	.00	.00	.00	150,000.00	.0%
01103920 564300 INVESTIGATOR EXP-J	300.00	300.00	.00	.00	.00	300.00	.0%
01103920 590200 JURY EXPENSE	1,000.00	1,000.00	696.65	.00	269.45	33.90	96.6%
01103920 599960 JUDICIAL SUPPORT	29,493.00	29,493.00	29,492.83	.00	.00	.17	100.0%
TOTAL JUDICIAL	6,561,353.00	6,561,353.00	4,841,740.49	122,752.84	921,870.27	797,742.24	87.8%

040 DISTRICT ATTORNEY

01104025 500100 ELECTED OFFICIALS	30,000.00	30,000.00	25,124.97	2,576.92	.00	4,875.03	83.7%
01104025 500200 APPOINTED OFFICIAL	285,242.00	285,242.00	184,577.09	19,230.78	.00	100,664.91	64.7%
01104025 500600 STAFF EMPLOYEES	4,838,114.00	4,838,114.00	3,429,691.79	368,370.66	.00	1,408,422.21	70.9%
01104025 500700 OVERTIME COMPENSAT	5,720.00	5,720.00	2,284.27	.00	.00	3,435.73	39.9%
01104025 500800 TEMPORARY	54,065.00	54,065.00	31,429.30	5,261.25	.00	22,635.70	58.1%
01104025 500900 PART TIME POSITION	52,366.00	52,366.00	43,022.73	4,462.88	.00	9,343.27	82.2%
01104025 501301 LONGEVITY CDA	.00	.00	-260.00	.00	.00	260.00	100.0%
01104025 510100 FICA	326,461.00	326,461.00	225,658.96	24,240.19	.00	100,802.04	69.1%
01104025 510200 MEDICARE	76,350.00	76,350.00	52,775.08	5,669.10	.00	23,574.92	69.1%
01104025 510300 RETIREMENT	578,991.00	578,991.00	406,912.08	47,489.28	.00	172,078.92	70.3%



11/04/2020 18:16  
RScott

Lubbock County  
BUDGET SUMMARIES REPORT  
ACCOUNT SUMMARY JUNE 2020

P 15  
glytdbud

FOR 2020 09

	ORIGINAL APPROP	REVISED BUDGET	YTD ACTUAL	MTD ACTUAL	ENCUMBRANCES	AVAILABLE BUDGET	PCT USED
01104025 510400 GROUP HEALTH INSUR	557,294.00	557,294.00	396,120.77	21,860.74	.00	161,173.23	71.1%
01104025 510500 GROUP DENTAL INSUR	30,710.00	30,710.00	20,599.34	1,139.19	.00	10,110.66	67.1%
01104025 510600 LIFE INSURANCE	4,440.00	4,440.00	2,955.22	162.82	.00	1,484.78	66.6%
01104025 510700 UNEMPLOYMENT INSUR	4,712.00	4,712.00	2,880.85	318.82	.00	1,831.15	61.1%
01104025 510900 WORKER'S COMPENSAT	14,217.00	14,217.00	10,543.42	1,034.34	.00	3,673.58	74.2%
01104025 520100 SUPPLIES/OTH OPER	37,702.00	37,702.00	6,879.30	128.00	25,283.26	5,539.44	85.3%
01104025 522800 LAW BOOKS	12,000.00	12,000.00	7,531.21	.00	2,968.66	1,500.13	87.5%
01104025 530100 EQUIPMENT OPER/MAI	5,000.00	5,000.00	4,199.65	4,199.65	.00	800.35	84.0%
01104025 530200 VEHICLE OPERATION/	30,000.00	30,000.00	12,530.01	349.06	17,179.33	290.66	99.0%
01104025 550300 TRAVEL AND TRAININ	14,250.00	14,250.00	830.14	36.80	.00	13,419.86	5.8%
01104025 550500 ASSOCIATION DUES	6,604.00	6,604.00	.00	.00	.00	6,604.00	.0%
01104025 560600 TRANSCRIPTIONS & A	17,000.00	17,000.00	1,815.85	.00	.00	15,184.15	10.7%
01104025 561400 PROFESSIONAL SERVI	2,500.00	2,500.00	133.96	.00	.00	2,366.04	5.4%
01104025 562200 CONTRACT SERVICES	159,883.00	159,883.00	71,086.44	22,910.81	88,796.56	.00	100.0%
01104025 580100 INSURANCE AND BOND	100.00	100.00	.00	.00	.00	100.00	.0%
TOTAL DISTRICT ATTORNEY	7,143,721.00	7,143,721.00	4,939,322.43	529,441.29	134,227.81	2,070,170.76	71.0%
66							
041 CONSTABLE PCT 1							
01104130 500100 ELECTED OFFICIALS	51,590.00	51,590.00	38,692.46	3,968.46	.00	12,897.54	75.0%
01104130 510100 FICA	3,199.00	3,199.00	2,311.18	239.01	.00	887.82	72.2%
01104130 510200 MEDICARE	748.00	748.00	540.49	55.90	.00	207.51	72.3%
01104130 510300 RETIREMENT	5,732.00	5,732.00	4,211.31	477.20	.00	1,520.69	73.5%
01104130 510400 GROUP HEALTH INSUR	7,531.00	7,531.00	5,294.23	287.73	.00	2,236.77	70.3%
01104130 510500 GROUP DENTAL INSUR	415.00	415.00	288.70	15.69	.00	126.30	69.6%
01104130 510600 LIFE INSURANCE	60.00	60.00	41.22	2.24	.00	18.78	68.7%
01104130 510900 WORKER'S COMPENSAT	2,177.00	2,177.00	1,255.95	.00	.00	921.05	57.7%
01104130 520100 SUPPLIES/OTH OPER	999.00	999.00	142.21	.00	.00	856.79	14.2%
01104130 522400 UNIFORMS	800.00	800.00	.00	.00	.00	800.00	.0%
01104130 523100 NON-CAPITAL EQUIPM	2,000.00	2,000.00	.00	.00	.00	2,000.00	.0%
01104130 530100 EQUIPMENT OPER/MAI	300.00	300.00	.00	.00	.00	300.00	.0%
01104130 530200 VEHICLE OPERATION/	6,000.00	6,000.00	2,762.16	104.54	2,267.02	970.82	83.8%
01104130 530800 SOFTWARE MAINTENAN	3,157.00	3,157.00	2,723.40	150.00	300.00	133.60	95.8%
01104130 540100 COMMUNICATIONS - M	3,000.00	3,000.00	754.58	94.31	744.82	1,500.60	50.0%
01104130 550300 TRAVEL AND TRAININ	1,000.00	1,000.00	100.00	.00	.00	900.00	10.0%
01104130 550500 ASSOCIATION DUES	160.00	160.00	120.00	.00	.00	40.00	75.0%
TOTAL CONSTABLE PCT 1	88,868.00	88,868.00	59,237.89	5,395.08	3,311.84	26,318.27	70.4%
042 CONSTABLE PCT 2							
01104230 500100 ELECTED OFFICIALS	51,590.00	51,590.00	38,692.46	3,968.46	.00	12,897.54	75.0%

11/04/2020 18:16  
RScott

Lubbock County  
BUDGET SUMMARIES REPORT  
ACCOUNT SUMMARY JUNE 2020

P 16  
glytdbud

FOR 2020 09

	ORIGINAL APPROP	REVISED BUDGET	YTD ACTUAL	MTD ACTUAL	ENCUMBRANCES	AVAILABLE BUDGET	PCT USED
01104230 510100 FICA	3,199.00	3,199.00	2,284.58	233.11	.00	914.42	71.4%
01104230 510200 MEDICARE	748.00	748.00	534.32	54.52	.00	213.68	71.4%
01104230 510300 RETIREMENT	5,732.00	5,732.00	4,211.31	477.20	.00	1,520.69	73.5%
01104230 510400 GROUP HEALTH INSUR	7,531.00	7,531.00	4,835.43	537.27	.00	2,695.57	64.2%
01104230 510500 GROUP DENTAL INSUR	415.00	415.00	430.41	19.54	.00	-15.41	103.7%*
01104230 510600 LIFE INSURANCE	60.00	60.00	41.22	2.24	.00	18.78	68.7%
01104230 510900 WORKER'S COMPENSAT	2,177.00	2,177.00	1,255.95	.00	.00	921.05	57.7%
01104230 520100 SUPPLIES/OTH OPER	800.00	800.00	355.44	18.89	.00	444.56	44.4%
01104230 522400 UNIFORMS	400.00	400.00	.00	.00	.00	400.00	.0%
01104230 530200 VEHICLE OPERATION/	3,000.00	3,000.00	2,166.17	49.89	796.84	36.99	98.8%
01104230 530800 SOFTWARE MAINTENAN	2,000.00	2,000.00	831.24	53.30	328.86	839.90	58.0%
01104230 540100 COMMUNICATIONS - M	3,000.00	3,000.00	850.54	123.70	935.06	1,214.40	59.5%
01104230 550300 TRAVEL AND TRAININ	1,425.00	1,425.00	25.00	.00	100.00	1,300.00	8.8%
01104230 550500 ASSOCIATION DUES	120.00	120.00	60.00	.00	60.00	.00	100.0%
TOTAL CONSTABLE PCT 2	82,197.00	82,197.00	56,574.07	5,538.12	2,220.76	23,402.17	71.5%
043 CONSTABLE PCT 3							
01104330 500100 ELECTED OFFICIALS	51,590.00	51,590.00	38,692.46	3,968.46	.00	12,897.54	75.0%
01104330 510100 FICA	3,199.00	3,199.00	2,144.66	225.27	.00	1,054.34	67.0%
01104330 510200 MEDICARE	748.00	748.00	501.61	52.69	.00	246.39	67.1%
01104330 510300 RETIREMENT	5,732.00	5,732.00	4,211.31	477.20	.00	1,520.69	73.5%
01104330 510400 GROUP HEALTH INSUR	7,531.00	7,531.00	5,009.77	272.27	.00	2,521.23	66.5%
01104330 510500 GROUP DENTAL INSUR	415.00	415.00	288.70	15.69	.00	126.30	69.6%
01104330 510600 LIFE INSURANCE	60.00	60.00	41.22	2.24	.00	18.78	68.7%
01104330 510900 WORKER'S COMPENSAT	2,177.00	2,177.00	1,255.95	.00	.00	921.05	57.7%
01104330 520100 SUPPLIES/OTH OPER	1,000.00	1,000.00	.00	.00	.00	1,000.00	.0%
01104330 522400 UNIFORMS	400.00	400.00	.00	.00	.00	400.00	.0%
01104330 523100 NON-CAPITAL EQUIPM	5,000.00	5,000.00	.00	.00	.00	5,000.00	.0%
01104330 530200 VEHICLE OPERATION/	8,000.00	8,000.00	2,548.86	58.27	3,799.76	1,651.38	79.4%
01104330 530800 SOFTWARE MAINTENAN	1,200.00	1,200.00	.00	.00	.00	1,200.00	.0%
01104330 540100 COMMUNICATIONS - M	3,000.00	3,000.00	874.04	.00	422.06	1,703.90	43.2%
01104330 550300 TRAVEL AND TRAININ	1,425.00	1,425.00	.00	.00	.00	1,425.00	.0%
01104330 550500 ASSOCIATION DUES	200.00	200.00	.00	.00	.00	200.00	.0%
TOTAL CONSTABLE PCT 3	91,677.00	91,677.00	55,568.58	5,072.09	4,221.82	31,886.60	65.2%
044 CONSTABLE PCT 4							
01104430 500100 ELECTED OFFICIALS	51,590.00	51,590.00	38,494.06	3,968.46	.00	13,095.94	74.6%

100



11/04/2020 18:16  
RScott

Lubbock County  
BUDGET SUMMARIES REPORT  
ACCOUNT SUMMARY JUNE 2020

P 17  
glytdbud

FOR 2020 09

	ORIGINAL APPROP	REVISED BUDGET	YTD ACTUAL	MTD ACTUAL	ENCUMBRANCES	AVAILABLE BUDGET	PCT USED
01104430 510100 FICA	3,199.00	3,199.00	2,161.00	228.90	.00	1,038.00	67.6%
01104430 510200 MEDICARE	748.00	748.00	505.41	53.53	.00	242.59	67.6%
01104430 510300 RETIREMENT	5,732.00	5,732.00	4,211.31	477.20	.00	1,520.69	73.5%
01104430 510400 GROUP HEALTH INSUR	7,531.00	7,531.00	9,885.77	537.27	.00	-2,354.77	131.3%*
01104430 510500 GROUP DENTAL INSUR	415.00	415.00	498.27	27.08	.00	-83.27	120.1%*
01104430 510600 LIFE INSURANCE	60.00	60.00	41.22	2.24	.00	18.78	68.7%
01104430 510900 WORKER'S COMPENSAT	2,177.00	2,177.00	1,255.95	.00	.00	921.05	57.7%
01104430 520100 SUPPLIES/OTH OPER	800.00	800.00	619.65	244.95	11.99	168.36	79.0%
01104430 522400 UNIFORMS	800.00	800.00	405.26	.00	.00	394.74	50.7%
01104430 523100 NON-CAPITAL EQUIPM	2,260.00	2,260.00	.00	.00	1,148.00	1,112.00	50.8%
01104430 530100 EQUIPMENT OPER/MAI	300.00	300.00	.00	.00	.00	300.00	.0%
01104430 530200 VEHICLE OPERATION/	10,000.00	10,000.00	2,756.65	91.56	2,359.13	4,884.22	51.2%
01104430 530800 SOFTWARE MAINTENAN	2,555.00	2,825.00	1,817.74	400.00	1,000.00	7.26	99.7%
01104430 540100 COMMUNICATIONS - M	3,000.00	2,730.00	929.66	717.01	322.13	1,478.21	45.9%
01104430 550300 TRAVEL AND TRAININ	1,425.00	1,425.00	.00	.00	.00	1,425.00	.0%
01104430 550500 ASSOCIATION DUES	100.00	100.00	.00	.00	.00	100.00	.0%
101 TOTAL CONSTABLE PCT 4	92,692.00	92,692.00	63,581.95	6,748.20	4,841.25	24,268.80	73.8%
045 MEDICAL EXAMINER							
01104530 500200 APPOINTED OFFICIAL	.00	150,000.00	109,615.37	11,538.46	.00	40,384.63	73.1%
01104530 500600 STAFF EMPLOYEES	622,037.00	472,037.00	290,605.10	26,133.90	.00	181,431.90	61.6%
01104530 500700 OVERTIME COMPENSAT	1,000.00	1,000.00	.00	.00	.00	1,000.00	.0%
01104530 510100 FICA	38,628.00	38,628.00	24,014.48	2,280.43	.00	14,613.52	62.2%
01104530 510200 MEDICARE	9,034.00	9,034.00	5,616.27	533.33	.00	3,417.73	62.2%
01104530 510300 RETIREMENT	69,219.00	69,219.00	43,728.11	4,524.11	.00	25,490.89	63.2%
01104530 510400 GROUP HEALTH INSUR	97,903.00	97,903.00	59,845.31	3,044.76	.00	38,057.69	61.1%
01104530 510500 GROUP DENTAL INSUR	5,395.00	5,395.00	2,959.33	148.30	.00	2,435.67	54.9%
01104530 510600 LIFE INSURANCE	780.00	780.00	367.40	17.92	.00	412.60	47.1%
01104530 510700 UNEMPLOYMENT INSUR	561.00	561.00	308.18	30.13	.00	252.82	54.9%
01104530 510900 WORKER'S COMPENSAT	7,663.00	7,663.00	5,049.09	463.37	.00	2,613.91	65.9%
01104530 520100 SUPPLIES/OTH OPER	122,726.00	122,726.00	24,795.47	789.86	25,790.90	72,139.63	41.2%
01104530 522400 UNIFORMS	2,000.00	2,000.00	1,380.94	.00	.00	619.06	69.0%
01104530 523000 NON-CAPITAL SOFTWA	1,742.00	1,742.00	.00	.00	.00	1,742.00	.0%
01104530 523100 NON-CAPITAL EQUIPM	3,200.00	3,200.00	.00	.00	.00	3,200.00	.0%
01104530 530100 EQUIPMENT OPER/MAI	11,995.00	11,995.00	627.17	.00	.00	11,367.83	5.2%
01104530 530200 VEHICLE OPERATION/	8,000.00	8,000.00	1,554.92	117.80	2,574.73	3,870.35	51.6%
01104530 530800 SOFTWARE MAINTENAN	11,250.00	11,250.00	11,028.63	.00	.00	221.37	98.0%
01104530 540100 COMMUNICATIONS - M	32,000.00	32,000.00	19,613.35	3,189.51	8,602.19	3,784.46	88.2%
01104530 550300 TRAVEL AND TRAININ	15,865.00	15,865.00	6,553.74	224.00	.00	9,311.26	41.3%
01104530 550500 ASSOCIATION DUES	300.00	300.00	.00	.00	.00	300.00	.0%



11/04/2020 18:16  
RScott

Lubbock County  
BUDGET SUMMARIES REPORT  
ACCOUNT SUMMARY JUNE 2020

P 18  
glytdbud

FOR 2020 09

	ORIGINAL APPROP	REVISED BUDGET	YTD ACTUAL	MTD ACTUAL	ENCUMBRANCES	AVAILABLE BUDGET	PCT USED
01104530 561400 PROFESSIONAL SERVI	1,000,000.00	1,000,000.00	747,010.00	104,959.60	247,898.60	5,091.40	99.5%
01104530 562200 CONTRACT SERVICES	100,000.00	100,000.00	66,271.23	3,308.47	16,690.41	17,038.36	83.0%
01104530 570200 BUILDING RENTAL	167,968.00	167,968.00	139,973.33	15,747.00	27,994.67	.00	100.0%
01104530 580100 INSURANCE AND BOND	100.00	100.00	.00	.00	.00	100.00	.0%
TOTAL MEDICAL EXAMINER	2,329,366.00	2,329,366.00	1,560,917.42	177,050.95	329,551.50	438,897.08	81.2%
046 SHERIFF							
01104630 500100 ELECTED OFFICIALS	118,920.00	118,920.00	89,189.72	9,147.68	.00	29,730.28	75.0%
01104630 500600 STAFF EMPLOYEES	7,856,314.00	7,856,314.00	5,367,084.88	564,957.82	.00	2,489,229.12	68.3%
01104630 500700 OVERTIME COMPENSAT	165,000.00	165,000.00	299,012.94	26,310.91	.00	-134,012.94	181.2%*
01104630 500900 PART TIME POSITION	68,496.00	68,496.00	42,977.81	3,177.86	.00	25,518.19	62.7%
01104630 501300 LONGEVITY	50,000.00	50,000.00	35,044.14	4,110.70	.00	14,955.86	70.1%
01104630 501400 INCENTIVE PAY	225,000.00	225,000.00	212,026.28	22,757.78	.00	12,973.72	94.2%
01104630 510100 FICA	525,991.00	525,991.00	359,619.83	37,824.08	.00	166,371.17	68.4%
01104630 510200 MEDICARE	123,014.00	123,014.00	84,104.39	8,845.94	.00	38,909.61	68.4%
01104630 510300 RETIREMENT	942,542.00	942,542.00	666,374.30	75,854.82	.00	276,167.70	70.7%
01104630 510400 GROUP HEALTH INSUR	1,204,960.00	1,204,960.00	883,964.40	49,833.06	.00	320,995.60	73.4%
01104630 510500 GROUP DENTAL INSUR	66,400.00	66,400.00	48,987.73	2,719.91	.00	17,412.27	73.8%
01104630 510600 LIFE INSURANCE	9,600.00	9,600.00	5,943.83	330.50	.00	3,656.17	61.9%
01104630 510700 UNEMPLOYMENT INSUR	7,528.00	7,528.00	4,626.32	500.79	.00	2,901.68	61.5%
01104630 510900 WORKER'S COMPENSAT	358,013.00	358,013.00	198,061.46	778.04	.00	159,951.54	55.3%
01104630 520100 SUPPLIES/OTH OPER	300,000.00	300,000.00	181,249.43	18,779.71	56,811.28	61,939.29	79.4%
01104630 522400 UNIFORMS	105,000.00	105,000.00	48,131.48	3,719.54	47,311.62	9,556.90	90.9%
01104630 522800 LAW BOOKS	3,500.00	3,500.00	415.48	.00	.00	3,084.52	11.9%
01104630 523000 NON-CAPITAL SOFTWA	11,000.00	11,000.00	2,210.00	.00	.00	8,790.00	20.1%
01104630 523100 NON-CAPITAL EQUIPM	130,300.00	136,980.00	91,510.40	.00	44,500.00	969.60	99.3%
01104630 530100 EQUIPMENT OPER/MAI	140,000.00	140,000.00	135,123.71	97,484.75	2,307.62	2,568.67	98.2%
01104630 530200 VEHICLE OPERATION/	800,000.00	810,093.00	297,794.79	32,646.17	466,923.31	45,374.90	94.4%
01104630 530800 SOFTWARE MAINTENAN	83,388.00	83,388.00	55,736.83	1,413.77	783.14	26,868.03	67.8%
01104630 540100 COMMUNICATIONS - M	130,200.00	130,200.00	72,660.38	8,629.10	47,715.62	9,824.00	92.5%
01104630 550300 TRAVEL AND TRAININ	90,250.00	90,250.00	23,366.01	1,732.00	150.00	66,733.99	26.1%
01104630 550500 ASSOCIATION DUES	1,916.00	1,916.00	721.00	.00	.00	1,195.00	37.6%
01104630 551100 LICENSE AND FEES	500.00	500.00	410.00	60.00	60.00	30.00	94.0%
01104630 561300 EMPLOYEE MEDICAL S	3,000.00	3,000.00	810.00	.00	1,940.00	250.00	91.7%
01104630 561400 PROFESSIONAL SERVI	35,000.00	35,000.00	6,237.82	1,156.90	26,029.00	2,733.18	92.2%
01104630 562200 CONTRACT SERVICES	20,100.00	20,100.00	13,091.13	45.00	2,784.87	4,224.00	79.0%
01104630 580100 INSURANCE AND BOND	1,200.00	1,200.00	684.00	71.00	487.00	29.00	97.6%
01104630 590600 INVESTIGATIVE EXPE	22,000.00	22,000.00	11,026.70	599.00	3,344.00	7,629.30	65.3%
01104630 599400 EMERGENCY MGT OPER	11,000.00	11,000.00	4,908.82	124.28	.00	6,091.18	44.6%
01104630 599700 CLEANUP PROGRAM	14,000.00	14,000.00	.00	.00	12,000.00	2,000.00	85.7%

102



11/04/2020 18:16  
RScott

Lubbock County  
BUDGET SUMMARIES REPORT  
ACCOUNT SUMMARY JUNE 2020

P 19  
glytdbud

FOR 2020 09

	ORIGINAL APPROP	REVISED BUDGET	YTD ACTUAL	MTD ACTUAL	ENCUMBRANCES	AVAILABLE BUDGET	PCT USED
01104630 599946 CORONA EMERGENCY S	.00	.00	13,832.13	13,832.13	.00	-13,832.13	100.0%*
01104630 664600 CAPITAL OUTLAY-SHE	1,406,000.00	1,400,000.00	416,617.46	.00	861,041.50	122,341.04	91.3%
TOTAL SHERIFF	15,030,132.00	15,040,905.00	9,673,555.60	987,443.24	1,574,188.96	3,793,160.44	74.8%
047 DETENTION CENTER							
01104730 500600 STAFF EMPLOYEES	15,607,932.00	15,607,932.00	11,311,122.21	1,147,074.71	.00	4,296,809.79	72.5%
01104730 500700 OVERTIME COMPENSAT	200,000.00	200,000.00	362,177.47	78,360.91	.00	-162,177.47	181.1%*
01104730 501300 LONGEVITY	33,000.00	33,000.00	34,859.01	6,635.44	.00	-1,859.01	105.6%*
01104730 501400 INCENTIVE PAY	300,000.00	300,000.00	271,481.42	27,334.67	.00	28,518.58	90.5%
01104730 510100 FICA	1,000,738.00	1,000,738.00	710,786.90	76,254.72	.00	289,951.10	71.0%
01104730 510200 MEDICARE	234,044.00	234,044.00	166,232.51	17,833.66	.00	67,811.49	71.0%
01104730 510300 RETIREMENT	1,793,258.00	1,793,258.00	1,316,251.26	151,994.71	.00	477,006.74	73.4%
01104730 510400 GROUP HEALTH INSUR	2,643,381.00	2,643,381.00	2,002,571.92	107,357.52	.00	640,809.08	75.8%
01104730 510500 GROUP DENTAL INSUR	145,665.00	145,665.00	101,652.45	5,429.65	.00	44,012.55	69.8%
01104730 510600 LIFE INSURANCE	21,060.00	21,060.00	12,983.01	701.15	.00	8,076.99	61.6%
01104730 510700 UNEMPLOYMENT INSUR	14,527.00	14,527.00	9,290.89	1,016.23	.00	5,236.11	64.0%
01104730 510900 WORKER'S COMPENSAT	681,147.00	681,147.00	516,972.76	50,970.95	.00	164,174.24	75.9%
01104730 520100 SUPPLIES/OTH OPER	324,500.00	324,500.00	149,763.04	9,890.53	159,527.53	15,209.43	95.3%
01104730 520600 KITCHEN SUPPLIES	29,000.00	29,000.00	15,158.45	1,095.70	9,278.40	4,563.15	84.3%
01104730 521900 FOOD	1,415,100.00	1,415,100.00	925,920.00	102,694.89	462,080.91	27,099.09	98.1%
01104730 522400 UNIFORMS	130,000.00	130,000.00	60,790.39	8,363.30	63,738.92	5,470.69	95.8%
01104730 522600 INMATE SUPPLIES	230,000.00	230,000.00	157,967.05	19,649.50	64,438.35	7,594.60	96.7%
01104730 522800 LAW BOOKS	1,200.00	700.00	626.86	.00	.00	73.14	89.6%
01104730 523000 NON-CAPITAL SOFTWA	2,000.00	4,000.00	.00	.00	3,781.00	219.00	94.5%
01104730 523100 NON-CAPITAL EQUIPM	40,200.00	40,200.00	4,653.24	.00	.00	35,546.76	11.6%
01104730 530100 EQUIPMENT OPER/MAI	72,200.00	72,200.00	25,278.91	.00	35,943.41	10,977.68	84.8%
01104730 530800 SOFTWARE MAINTENAN	18,300.00	14,800.00	13,249.35	1,478.37	.00	1,550.65	89.5%
01104730 540100 COMMUNICATIONS - M	44,000.00	44,000.00	23,442.38	3,495.72	18,555.10	2,002.52	95.4%
01104730 550300 TRAVEL AND TRAININ	80,000.00	77,000.00	16,267.39	153.00	.00	60,732.61	21.1%
01104730 550500 ASSOCIATION DUES	1,870.00	1,870.00	1,365.00	.00	.00	505.00	73.0%
01104730 551100 LICENSE AND FEES	6,640.00	6,640.00	500.00	.00	100.00	6,040.00	9.0%
01104730 561100 INMATE MEDICAL	1,000.00	1,000.00	.00	.00	.00	1,000.00	.0%
01104730 561300 EMPLOYEE MEDICAL S	15,000.00	20,000.00	14,765.00	2,500.00	4,710.00	525.00	97.4%
01104730 562200 CONTRACT SERVICES	33,572.00	33,572.00	22,637.25	1,712.78	2,901.66	8,033.09	76.1%
01104730 580100 INSURANCE AND BOND	3,500.00	3,500.00	852.00	.00	1,548.00	1,100.00	68.6%
01104730 664700 CAPITAL OUTLAY-JAI	118,000.00	124,000.00	112,893.00	.00	5,733.50	5,373.50	95.7%
TOTAL DETENTION CENTER	25,240,834.00	25,246,834.00	18,362,511.12	1,821,998.11	832,336.78	6,051,986.10	76.0%
048 INMATE TRANSPORTATION							
01104830 520100 SUPPLIES/OTH OPER	10,000.00	10,000.00	7,007.00	7,007.00	.00	2,993.00	70.1%

103

11/04/2020 18:16  
RScott

Lubbock County  
BUDGET SUMMARIES REPORT  
ACCOUNT SUMMARY JUNE 2020

P 20  
glytdbud

FOR 2020 09

	ORIGINAL APPROP	REVISED BUDGET	YTD ACTUAL	MTD ACTUAL	ENCUMBRANCES	AVAILABLE BUDGET	PCT USED
01104830 523100 NON-CAPITAL EQUIPM	7,700.00	7,700.00	4,139.60	.00	.00	3,560.40	53.8%
01104830 530200 VEHICLE OPERATION/	50,000.00	50,000.00	19,339.14	1,184.63	28,781.18	1,879.68	96.2%
01104830 550100 INMATE TRANSPORTAT	44,000.00	44,000.00	23,569.28	1,312.01	12,235.25	8,195.47	81.4%
01104830 561100 INMATE MEDICAL	2,000.00	2,000.00	.00	.00	.00	2,000.00	.0%
01104830 590500 INMATE BOARD BILLS	1,000.00	1,000.00	.00	.00	.00	1,000.00	.0%
01104830 604800 CAPITAL OUTLAY-INM	33,000.00	33,000.00	.00	.00	28,490.00	4,510.00	86.3%
TOTAL INMATE TRANSPORTATION	147,700.00	147,700.00	54,055.02	9,503.64	69,506.43	24,138.55	83.7%
049 PUBLIC SAFETY							
01104930 530100 EQUIPMENT OPER/MAI	50,000.00	50,000.00	5,000.00	.00	.00	45,000.00	10.0%
01104930 562300 INTER LOCAL AGREEM	857,329.00	857,329.00	759,797.36	22,500.00	44,360.00	53,171.64	93.8%
01104930 562400 PRISONER REIMB - U	150,000.00	150,000.00	.00	.00	150,000.00	.00	100.0%
01104930 563800 CONTRACT SERV-CARE	17,500.00	17,500.00	11,250.00	1,250.00	6,250.00	.00	100.0%
TOTAL PUBLIC SAFETY	1,074,829.00	1,074,829.00	776,047.36	23,750.00	200,610.00	98,171.64	90.9%
057 COMM SUPERVISION & CORRECTIONS							
01105735 520100 SUPPLIES/OTH OPER	7,700.00	7,700.00	1,999.33	120.51	2,148.15	3,552.52	53.9%
TOTAL COMM SUPERVISION & CORRE	7,700.00	7,700.00	1,999.33	120.51	2,148.15	3,552.52	53.9%
061 FACILITY MAINTENANCE							
01106140 500600 STAFF EMPLOYEES	2,839,825.00	2,663,944.00	1,816,244.24	187,058.86	.00	847,699.76	68.2%
01106140 500700 OVERTIME COMPENSAT	70,500.00	70,500.00	48,242.25	8,845.67	.00	22,257.75	68.4%
01106140 500800 TEMPORARY	32,800.00	32,800.00	2,170.00	1,640.00	.00	30,630.00	6.6%
01106140 500900 PART TIME POSITION	38,308.00	38,308.00	23,985.96	2,123.11	.00	14,322.04	62.6%
01106140 510100 FICA	184,849.00	173,944.00	112,281.01	12,016.82	.00	61,662.99	64.6%
01106140 510200 MEDICARE	43,231.00	40,681.00	26,259.83	2,810.37	.00	14,421.17	64.6%
01106140 510300 RETIREMENT	327,593.00	308,053.00	207,180.56	23,730.20	.00	100,872.44	67.3%
01106140 510400 GROUP HEALTH INSUR	519,639.00	485,463.00	359,849.43	18,107.59	.00	125,613.57	74.1%
01106140 510500 GROUP DENTAL INSUR	29,050.00	27,361.00	18,526.36	929.89	.00	8,834.64	67.7%
01106140 510600 LIFE INSURANCE	4,200.00	3,989.00	2,373.16	118.72	.00	1,615.84	59.5%
01106140 510700 UNEMPLOYMENT INSUR	2,683.00	2,542.00	1,461.40	159.70	.00	1,080.60	57.5%
01106140 510900 WORKER'S COMPENSAT	140,127.00	131,861.00	89,600.59	8,155.70	.00	42,260.41	68.0%

104



11/04/2020 18:16  
RScott

Lubbock County  
BUDGET SUMMARIES REPORT  
ACCOUNT SUMMARY JUNE 2020

FOR 2020 09

	ORIGINAL APPROP	REVISED BUDGET	YTD ACTUAL	MTD ACTUAL	ENCUMBRANCES	AVAILABLE BUDGET	PCT USED
01106140 520100 SUPPLIES/OTH OPER	160,000.00	154,420.00	75,827.90	12,791.90	43,123.67	35,468.43	77.0%
01106140 523000 NON-CAPITAL SOFTWA	3,519.00	3,519.00	.00	.00	.00	3,519.00	.0%
01106140 523100 NON-CAPITAL EQUIPM	17,350.00	4,950.00	4,285.00	.00	.00	665.00	86.6%
01106140 530100 EQUIPMENT OPER/MAI	233,664.00	199,299.00	61,820.13	3,104.97	60,642.59	76,836.28	61.4%
01106140 530200 VEHICLE OPERATION/	31,600.00	30,814.00	11,478.52	544.88	7,092.01	12,243.47	60.3%
01106140 530500 BUILDING MAINTENAN	275,446.00	245,507.00	90,757.24	10,056.85	105,425.67	49,324.09	79.9%
01106140 530800 SOFTWARE MAINTENAN	34,762.00	29,662.00	20,762.29	.00	.00	8,899.71	70.0%
01106140 530900 GROUNDS MAINTENANC	22,770.00	22,770.00	7,505.13	1,277.89	2,114.89	13,149.98	42.2%
01106140 540100 COMMUNICATIONS - M	22,240.00	20,282.00	15,588.40	1,888.82	2,542.10	2,151.50	89.4%
01106140 540600 UTILITIES	1,688,679.00	1,688,679.00	942,358.19	123,897.40	344,002.02	402,318.79	76.2%
01106140 550300 TRAVEL AND TRAININ	27,125.00	27,125.00	3,196.66	25.00	.00	23,928.34	11.8%
01106140 551100 LICENSE AND FEES	4,100.00	4,100.00	465.00	45.00	.00	3,635.00	11.3%
01106140 561400 PROFESSIONAL SERVI	8,000.00	8,000.00	470.00	235.00	1,530.00	6,000.00	25.0%
01106140 562200 CONTRACT SERVICES	238,000.00	211,801.00	111,727.90	8,479.30	62,436.53	37,636.57	82.2%
01106140 570100 RENTALS AND LEASES	2,500.00	2,500.00	.00	.00	.00	2,500.00	.0%
01106140 585000 TAXES	12,500.00	12,500.00	3,185.85	348.05	2,814.15	6,500.00	48.0%
01106140 666100 CAPITAL OUTLAY-MAI	40,860.00	40,860.00	38,184.25	.00	.00	2,675.75	93.5%
105 TOTAL FACILITY MAINTENANCE	7,055,920.00	6,686,234.00	4,095,787.25	428,391.69	631,723.63	1,958,723.12	70.7%
064 S PLAINS AUTO THEFT TASK FORCE							
01106425 520100 SUPPLIES/OTH OPER	2,500.00	2,500.00	496.12	.00	1,878.46	125.42	95.0%
TOTAL S PLAINS AUTO THEFT TASK	2,500.00	2,500.00	496.12	.00	1,878.46	125.42	95.0%
067 SAFETY AND ENVIROMENTAL							
01106750 500600 STAFF EMPLOYEES	78,023.00	78,023.00	58,217.60	6,003.04	.00	19,805.40	74.6%
01106750 510100 FICA	4,837.00	4,837.00	3,479.32	357.92	.00	1,357.68	71.9%
01106750 510200 MEDICARE	1,131.00	1,131.00	813.78	83.71	.00	317.22	72.0%
01106750 510300 RETIREMENT	8,668.00	8,668.00	6,412.19	721.86	.00	2,255.81	74.0%
01106750 510400 GROUP HEALTH INSUR	7,531.00	7,531.00	5,294.23	287.73	.00	2,236.77	70.3%
01106750 510500 GROUP DENTAL INSUR	415.00	415.00	498.27	27.08	.00	-83.27	120.1%*
01106750 510600 LIFE INSURANCE	60.00	60.00	41.22	2.24	.00	18.78	68.7%
01106750 510700 UNEMPLOYMENT INSUR	70.00	70.00	45.24	4.80	.00	24.76	64.6%
01106750 510900 WORKER'S COMPENSAT	211.00	211.00	161.92	16.20	.00	49.08	76.7%
01106750 520100 SUPPLIES/OTH OPER	1,200.00	1,200.00	798.50	461.21	138.79	262.71	78.1%
01106750 530200 VEHICLE OPERATION/	4,500.00	4,500.00	2,651.42	221.35	1,787.45	61.13	98.6%
01106750 540100 COMMUNICATIONS - M	960.00	960.00	605.83	75.35	278.06	76.11	92.1%

11/04/2020 18:16  
RScott

Lubbock County  
BUDGET SUMMARIES REPORT  
ACCOUNT SUMMARY JUNE 2020

P 22  
glytdbud

FOR 2020 09

	ORIGINAL APPROP	REVISED BUDGET	YTD ACTUAL	MTD ACTUAL	ENCUMBRANCES	AVAILABLE BUDGET	PCT USED
01106750 550300 TRAVEL AND TRAININ	3,030.00	3,030.00	1,402.28	.00	.00	1,627.72	46.3%
01106750 550500 ASSOCIATION DUES	100.00	100.00	100.00	.00	.00	.00	100.0%
01106750 551100 LICENSE AND FEES	150.00	150.00	111.00	.00	.00	39.00	74.0%
01106750 561400 PROFESSIONAL SERVI	6,000.00	6,000.00	2,935.00	.00	580.00	2,485.00	58.6%
01106750 562300 INTER LOCAL AGREEM	138,619.00	139,768.00	139,768.00	.00	.00	.00	100.0%
TOTAL SAFETY AND ENVIROMENTAL	255,505.00	256,654.00	223,335.80	8,262.49	2,784.30	30,533.90	88.1%
068 GENERAL ASSISTANCE							
01106855 500600 STAFF EMPLOYEES	152,303.00	152,303.00	112,082.42	11,596.96	.00	40,220.58	73.6%
01106855 500900 PART TIME POSITION	19,332.00	19,332.00	8,620.13	1,150.00	.00	10,711.87	44.6%
01106855 510100 FICA	10,641.00	10,641.00	7,215.96	769.32	.00	3,425.04	67.8%
01106855 510200 MEDICARE	2,489.00	2,489.00	1,687.56	179.92	.00	801.44	67.8%
01106855 510300 RETIREMENT	19,069.00	19,069.00	13,204.03	1,532.48	.00	5,864.97	69.2%
01106855 510400 GROUP HEALTH INSUR	22,593.00	22,593.00	15,180.00	825.00	.00	7,413.00	67.2%
01106855 510500 GROUP DENTAL INSUR	1,245.00	1,245.00	648.24	35.23	.00	596.76	52.1%
01106855 510600 LIFE INSURANCE	180.00	180.00	123.66	6.72	.00	56.34	68.7%
01106855 510700 UNEMPLOYMENT INSUR	154.00	154.00	93.16	10.20	.00	60.84	60.5%
01106855 510900 WORKER'S COMPENSAT	463.00	463.00	335.89	34.40	.00	127.11	72.5%
01106855 520100 SUPPLIES/OTH OPER	3,000.00	3,000.00	690.90	7.19	915.30	1,393.80	53.5%
01106855 540100 COMMUNICATIONS - M	780.00	780.00	648.17	88.87	131.55	.28	100.0%
01106855 561900 FUNERALS	137,000.00	137,000.00	78,467.92	5,950.00	.00	58,532.08	57.3%
01106855 590900 WELFARE - FOOD	1,500.00	1,500.00	200.00	.00	.00	1,300.00	13.3%
01106855 591000 WELFARE - SHELTER	73,000.00	73,000.00	36,395.51	1,875.00	.00	36,604.49	49.9%
01106855 591800 WELFARE - UTILITIE	66,300.00	66,300.00	27,706.00	1,209.96	.00	38,594.00	41.8%
01106855 593900 WELFARE - EMERGENC	2,800.00	2,800.00	971.27	.00	.00	1,828.73	34.7%
TOTAL GENERAL ASSISTANCE	512,849.00	512,849.00	304,270.82	25,271.25	1,046.85	207,531.33	59.5%
070 VETERAN'S AFFAIRS							
01107055 500600 STAFF EMPLOYEES	45,280.00	45,280.00	33,773.36	3,483.20	.00	11,506.64	74.6%
01107055 510100 FICA	2,807.00	2,807.00	1,888.18	206.61	.00	918.82	67.3%
01107055 510200 MEDICARE	657.00	657.00	441.55	48.32	.00	215.45	67.2%
01107055 510300 RETIREMENT	5,031.00	5,031.00	3,694.95	418.87	.00	1,336.05	73.4%
01107055 510400 GROUP HEALTH INSUR	7,531.00	7,531.00	10,918.04	448.35	.00	-3,387.04	145.0%*
01107055 510500 GROUP DENTAL INSUR	415.00	415.00	433.10	17.77	.00	-18.10	104.4%*
01107055 510600 LIFE INSURANCE	60.00	60.00	41.22	2.24	.00	18.78	68.7%
01107055 510700 UNEMPLOYMENT INSUR	41.00	41.00	26.04	2.78	.00	14.96	63.5%

106



11/04/2020 18:16  
RScott

Lubbock County  
BUDGET SUMMARIES REPORT  
ACCOUNT SUMMARY JUNE 2020

P 23  
glytdbud

FOR 2020 09

	ORIGINAL APPROP	REVISED BUDGET	YTD ACTUAL	MTD ACTUAL	ENCUMBRANCES	AVAILABLE BUDGET	PCT USED
01107055 510900 WORKER'S COMPENSAT	122.00	122.00	93.91	9.40	.00	28.09	77.0%
TOTAL VETERAN'S AFFAIRS	61,944.00	61,944.00	51,310.35	4,637.54	.00	10,633.65	82.8%
072 TEXAS AgriLIFE EXT							
01107260 500200 APPOINTED OFFICIAL	127,047.00	127,047.00	87,861.13	7,400.20	.00	39,185.87	69.2%
01107260 500600 STAFF EMPLOYEES	84,806.00	84,806.00	63,222.21	6,444.48	.00	21,583.79	74.5%
01107260 500900 PART TIME POSITION	12,854.00	12,854.00	1,955.00	670.00	.00	10,899.00	15.2%
01107260 510100 FICA	13,932.00	13,932.00	9,479.79	897.61	.00	4,452.21	68.0%
01107260 510200 MEDICARE	3,258.00	3,258.00	2,217.34	209.95	.00	1,040.66	68.1%
01107260 510300 RETIREMENT	10,850.00	10,850.00	7,293.27	850.52	.00	3,556.73	67.2%
01107260 510400 GROUP HEALTH INSUR	15,062.00	15,062.00	5,294.23	287.73	.00	9,767.77	35.1%
01107260 510500 GROUP DENTAL INSUR	830.00	830.00	577.40	31.38	.00	252.60	69.6%
01107260 510600 LIFE INSURANCE	120.00	120.00	82.44	4.48	.00	37.56	68.7%
01107260 510700 UNEMPLOYMENT INSUR	206.00	206.00	67.28	8.34	.00	138.72	32.7%
01107260 510900 WORKER'S COMPENSAT	607.00	607.00	185.77	19.21	.00	421.23	30.6%
01107260 520100 SUPPLIES/OTH OPER	14,174.00	14,174.00	5,822.41	289.94	2,962.56	5,389.03	62.0%
01107260 522500 POSTAGE	575.00	575.00	4.75	.00	.00	570.25	.8%
01107260 530200 VEHICLE OPERATION/	12,500.00	12,500.00	2,128.50	96.06	9,650.65	720.85	94.2%
01107260 540100 COMMUNICATIONS - M	2,703.00	2,703.00	1,513.72	637.28	459.77	729.51	73.0%
01107260 550300 TRAVEL AND TRAININ	37,435.00	37,435.00	12,972.22	.00	.00	24,462.78	34.7%
01107260 550500 ASSOCIATION DUES	1,544.00	1,544.00	1,020.00	.00	.00	524.00	66.1%
01107260 551100 LICENSE AND FEES	177.00	177.00	76.94	.00	.00	100.06	43.5%
01107260 562300 INTER LOCAL AGREEM	2,500.00	2,500.00	2,500.00	.00	.00	.00	100.0%
01107260 580100 INSURANCE AND BOND	180.00	180.00	161.00	.00	.00	19.00	89.4%
TOTAL TEXAS AgriLIFE EXT	341,360.00	341,360.00	204,435.40	17,847.18	13,072.98	123,851.62	63.7%
077 ELECTIONS							
01107770 500200 APPOINTED OFFICIAL	84,318.00	84,318.00	61,948.62	6,360.04	.00	22,369.38	73.5%
01107770 500600 STAFF EMPLOYEES	363,973.00	363,973.00	246,614.20	25,017.29	.00	117,358.80	67.8%
01107770 500700 OVERTIME COMPENSAT	68,212.00	68,212.00	39,254.78	2,294.44	.00	28,957.22	57.5%
01107770 500800 TEMPORARY	30,000.00	30,000.00	.00	.00	.00	30,000.00	.0%
01107770 502000 LBK CO EMP - ELECT	25,000.00	25,000.00	36,019.54	450.90	.00	-11,019.54	144.1%*
01107770 502100 LBK CO EMP OT - EL	35,000.00	35,000.00	16,751.14	.00	.00	18,248.86	47.9%
01107770 510100 FICA	37,603.00	37,603.00	23,791.36	2,033.20	.00	13,811.64	63.3%
01107770 510200 MEDICARE	8,794.00	8,794.00	5,564.19	475.51	.00	3,229.81	63.3%
01107770 510300 RETIREMENT	64,049.00	64,049.00	44,014.79	4,081.28	.00	20,034.21	68.7%

107



11/04/2020 18:16  
RScott

Lubbock County  
BUDGET SUMMARIES REPORT  
ACCOUNT SUMMARY JUNE 2020

P 24  
glytdbud

FOR 2020 09

	ORIGINAL APPROP	REVISED BUDGET	YTD ACTUAL	MTD ACTUAL	ENCUMBRANCES	AVAILABLE BUDGET	PCT USED
01107770 510400 GROUP HEALTH INSUR	67,779.00	67,779.00	54,424.87	2,673.81	.00	13,354.13	80.3%
01107770 510500 GROUP DENTAL INSUR	3,735.00	3,735.00	3,331.96	158.08	.00	403.04	89.2%
01107770 510600 LIFE INSURANCE	540.00	540.00	382.44	17.92	.00	157.56	70.8%
01107770 510700 UNEMPLOYMENT INSUR	546.00	546.00	309.59	27.27	.00	236.41	56.7%
01107770 510900 WORKER'S COMPENSAT	1,638.00	1,638.00	979.88	100.53	.00	658.12	59.8%
01107770 520100 SUPPLIES/OTH OPER	200,000.00	200,000.00	113,023.96	23,740.02	55,155.22	31,820.82	84.1%
01107770 522500 POSTAGE	1,500.00	1,500.00	1,083.00	.00	.00	417.00	72.2%
01107770 522900 PUBLICATIONS LEGAL	594.00	594.00	.00	.00	.00	594.00	.0%
01107770 530100 EQUIPMENT OPER/MAI	2,500.00	2,500.00	.00	.00	.00	2,500.00	.0%
01107770 530200 VEHICLE OPERATION/	4,000.00	4,000.00	624.39	.00	557.59	2,818.02	29.5%
01107770 530800 SOFTWARE MAINTENAN	300,105.00	300,105.00	294,240.36	.00	.00	5,864.64	98.0%
01107770 540100 COMMUNICATIONS - M	80,000.00	80,000.00	44,383.36	1,076.50	10,536.34	25,080.30	68.6%
01107770 550300 TRAVEL AND TRAININ	32,500.00	32,500.00	19,889.47	.00	.00	12,610.53	61.2%
01107770 550500 ASSOCIATION DUES	3,050.00	3,050.00	2,539.00	.00	.00	511.00	83.2%
01107770 561400 PROFESSIONAL SERVI	38,750.00	38,750.00	623.00	78.00	2,782.00	35,345.00	8.8%
01107770 562200 CONTRACT SERVICES	488,543.00	488,543.00	436,508.12	.00	21,907.06	30,127.82	93.8%
01107770 570100 RENTALS AND LEASES	30,642.00	30,642.00	23,945.17	.00	3,443.15	3,253.68	89.4%
01107770 580100 INSURANCE AND BOND	420.00	420.00	192.00	.00	.00	228.00	45.7%
<b>TOTAL ELECTIONS</b>	<b>1,973,791.00</b>	<b>1,973,791.00</b>	<b>1,470,439.19</b>	<b>68,584.79</b>	<b>94,381.36</b>	<b>408,970.45</b>	<b>79.3%</b>
<b>089 LIBRARY SERVICES</b>							
01108980 562300 INTER LOCAL AGREEM	237,105.00	237,105.00	237,105.00	.00	.00	.00	100.0%
<b>TOTAL LIBRARY SERVICES</b>	<b>237,105.00</b>	<b>237,105.00</b>	<b>237,105.00</b>	<b>.00</b>	<b>.00</b>	<b>.00</b>	<b>100.0%</b>
<b>090 PUBLIC WORKS</b>							
01109090 500600 STAFF EMPLOYEES	134,461.00	134,461.00	96,947.68	8,138.60	.00	37,513.32	72.1%
01109090 510100 FICA	8,337.00	8,337.00	5,358.85	458.03	.00	2,978.15	64.3%
01109090 510200 MEDICARE	1,949.00	1,949.00	1,253.29	107.12	.00	695.71	64.3%
01109090 510300 RETIREMENT	14,939.00	14,939.00	10,608.13	976.71	.00	4,330.87	71.0%
01109090 510400 GROUP HEALTH INSUR	15,062.00	15,062.00	17,294.03	682.42	.00	-2,232.03	114.8%*
01109090 510500 GROUP DENTAL INSUR	830.00	830.00	771.28	27.08	.00	58.72	92.9%
01109090 510600 LIFE INSURANCE	120.00	120.00	80.20	2.24	.00	39.80	66.8%
01109090 510700 UNEMPLOYMENT INSUR	121.00	121.00	74.85	6.51	.00	46.15	61.9%
01109090 510900 WORKER'S COMPENSAT	363.00	363.00	269.79	21.97	.00	93.21	74.3%
01109090 520100 SUPPLIES/OTH OPER	3,000.00	3,000.00	589.14	46.95	1,457.81	953.05	68.2%
01109090 530200 VEHICLE OPERATION/	2,500.00	2,500.00	120.88	.00	879.12	1,500.00	40.0%

108

11/04/2020 18:16  
RScott

Lubbock County  
BUDGET SUMMARIES REPORT  
ACCOUNT SUMMARY JUNE 2020

P 25  
glytddbud

FOR 2020 09

	ORIGINAL APPROP	REVISED BUDGET	YTD ACTUAL	MTD ACTUAL	ENCUMBRANCES	AVAILABLE BUDGET	PCT USED
01109090 530800 SOFTWARE MAINTENAN	3,100.00	3,100.00	.00	.00	.00	3,100.00	.0%
01109090 540100 COMMUNICATIONS - M	500.00	500.00	.00	.00	.00	500.00	.0%
01109090 550300 TRAVEL AND TRAININ	5,000.00	5,000.00	2,815.05	.00	.00	2,184.95	56.3%
01109090 550500 ASSOCIATION DUES	490.00	490.00	444.00	.00	.00	46.00	90.6%
01109090 580100 INSURANCE AND BOND	3,100.00	3,100.00	.00	.00	.00	3,100.00	.0%
TOTAL PUBLIC WORKS	193,872.00	193,872.00	136,627.17	10,467.63	2,336.93	54,907.90	71.7%
TOTAL GENERAL FUND	.00	.00	-20,868,090.91	2,594,583.80	6,083,703.41	14,784,387.50	100.0%
TOTAL REVENUES	-111,630,197.00	-112,009,411.00	-91,175,671.00	-3,336,918.75	356.62	-20,834,096.62	
TOTAL EXPENSES	111,630,197.00	112,009,411.00	70,307,580.09	5,931,502.55	6,083,346.79	35,618,484.12	

020 CONSOLIDATED ROAD AND BRIDGE

109

000 UNDEFINED

020 420408 STATE-LATERAL ROADS	-52,500.00	-52,500.00	-52,274.61	.00	.00	-225.39	99.6%*
020 420700 AUTOMOBILE REGISTRATION	-360,000.00	-360,000.00	-360,000.00	.00	.00	.00	100.0%
020 451800 SUBDIVISION PLAT FEE	-10,000.00	-10,000.00	-10,575.00	-2,875.00	.00	575.00	105.8%
020 452000 VEHICLE REG.- SPECIAL F-2	-2,600,000.00	-2,600,000.00	-1,832,830.00	-308,360.00	.00	-767,170.00	70.5%*
020 452200 GROSS WEIGHT FEE	-140,000.00	-140,000.00	-131,676.05	.00	.00	-8,323.95	94.1%*
020 470000 INTEREST INCOME	-60,000.00	-60,000.00	-7,743.90	.00	.00	-52,256.10	12.9%*
020 480510 DISPOSAL OF PROPERTY	-338,000.00	-338,000.00	-167,000.00	.00	.00	-171,000.00	49.4%*
020 489900 OTHER REVENUE	-10,000.00	-10,000.00	-2,298.49	-413.00	.00	-7,701.51	23.0%*
020 736100 DRAW FROM RESERVES	-785,339.00	-785,339.00	.00	.00	.00	-785,339.00	.0%*
020 801100 XFER FROM GENERAL FUND	-4,778,520.00	-4,778,520.00	.00	.00	.00	-4,778,520.00	.0%*
020 804200 XFER FROM NEW ROAD FUND	-634,861.00	-634,861.00	-634,860.29	.00	.00	-.71	100.0%*
020 904100 XFER TO PERMANENT IMPRO	669.00	669.00	.00	.00	.00	669.00	.0%
TOTAL UNDEFINED	-9,768,551.00	-9,768,551.00	-3,199,258.34	-311,648.00	.00	-6,569,292.66	32.8%

190 CONSOLIDATED ROAD AND BRIDGE

02019090 500600 STAFF EMPLOYEES	2,185,348.00	2,185,348.00	1,560,470.05	159,188.68	.00	624,877.95	71.4%
02019090 500700 OVERTIME COMPENSAT	20,500.00	20,500.00	6,636.40	526.38	.00	13,863.60	32.4%
02019090 500800 TEMPORARY	20,000.00	20,000.00	.00	.00	.00	20,000.00	.0%
02019090 510100 FICA	138,003.00	138,003.00	92,815.60	9,607.05	.00	45,187.40	67.3%
02019090 510200 MEDICARE	32,275.00	32,275.00	21,707.12	2,246.83	.00	10,567.88	67.3%
02019090 510300 RETIREMENT	245,070.00	245,070.00	172,116.03	19,192.49	.00	72,953.97	70.2%



11/04/2020 18:16  
RScott

Lubbock County  
BUDGET SUMMARIES REPORT  
ACCOUNT SUMMARY JUNE 2020

P 26  
glytdbud

FOR 2020 09

	ORIGINAL APPROP	REVISED BUDGET	YTD ACTUAL	MTD ACTUAL	ENCUMBRANCES	AVAILABLE BUDGET	PCT USED
02019090 510400 GROUP HEALTH INSUR	406,674.00	406,674.00	280,450.11	15,245.40	.00	126,223.89	69.0%
02019090 510500 GROUP DENTAL INSUR	22,410.00	22,410.00	14,676.15	799.91	.00	7,733.85	65.5%
02019090 510600 LIFE INSURANCE	3,240.00	3,240.00	1,928.78	105.28	.00	1,311.22	59.5%
02019090 510700 UNEMPLOYMENT INSUR	2,003.00	2,003.00	1,214.21	127.78	.00	788.79	60.6%
02019090 510900 WORKER'S COMPENSAT	202,997.00	202,997.00	147,565.21	14,458.27	.00	55,431.79	72.7%
02019090 520100 SUPPLIES/OTH OPER	1,700,000.00	1,700,000.00	337,004.63	58,681.36	870,929.82	492,065.55	71.1%
02019090 523000 NON-CAPITAL SOFTWA	4,500.00	4,500.00	.00	.00	.00	4,500.00	.0%
02019090 530100 EQUIPMENT OPER/MAI	370,000.00	355,000.00	154,038.47	30,381.18	138,305.46	62,656.07	82.4%
02019090 530200 VEHICLE OPERATION/	475,000.00	475,000.00	185,799.98	17,401.55	274,500.32	14,699.70	96.9%
02019090 530500 BUILDING MAINTENAN	50,000.00	50,000.00	.00	.00	33,072.85	16,927.15	66.1%
02019090 530800 SOFTWARE MAINTENAN	8,000.00	8,000.00	7,508.63	.00	.00	491.37	93.9%
02019090 540100 COMMUNICATIONS - M	30,000.00	30,000.00	18,311.70	2,265.48	10,542.13	1,146.17	96.2%
02019090 540600 UTILITIES	24,331.00	24,331.00	10,564.21	1,519.65	10,703.80	3,062.99	87.4%
02019090 550300 TRAVEL AND TRAININ	20,000.00	25,000.00	19,090.14	.00	.00	5,909.86	76.4%
02019090 550500 ASSOCIATION DUES	300.00	300.00	.00	.00	.00	300.00	.0%
02019090 561400 PROFESSIONAL SERVI	55,000.00	55,000.00	.00	.00	1,200.00	53,800.00	2.2%
02019090 562200 CONTRACT SERVICES	70,000.00	70,000.00	28,588.23	3,928.80	38,861.78	2,549.99	96.4%
02019090 570100 RENTALS AND LEASES	130,000.00	140,000.00	109,673.76	.00	2,400.00	27,926.24	80.1%
02019090 591600 RIGHT OF WAY EXPEN	1,550,000.00	1,550,000.00	1,500,000.00	.00	.00	50,000.00	96.8%
02019090 623000 UNIVERSITY AVENUE	780,000.00	780,000.00	480,269.00	.00	119,731.00	180,000.00	76.9%
02019090 640500 HEAVY EQUIPMENT	1,177,900.00	1,177,900.00	788,376.43	.00	322,700.00	66,823.57	94.3%
02019090 650200 VEHICLES - LIGHT T	45,000.00	45,000.00	37,370.00	.00	.00	7,630.00	83.0%
TOTAL CONSOLIDATED ROAD AND BR	9,768,551.00	9,768,551.00	5,976,174.84	335,676.09	1,822,947.16	1,969,429.00	79.8%
TOTAL CONSOLIDATED ROAD AND BR	.00	.00	2,776,916.50	24,028.09	1,822,947.16	-4,599,863.66	100.0%
TOTAL REVENUES	-9,769,220.00	-9,769,220.00	-3,199,258.34	-311,648.00	.00	-6,569,961.66	
TOTAL EXPENSES	9,769,220.00	9,769,220.00	5,976,174.84	335,676.09	1,822,947.16	1,970,098.00	
031 PRECINCT 1 PARK							
000 UNDEFINED							
031 400100 CURRENT AD VALOREM TAXE	-105,957.00	-105,957.00	-104,383.73	-610.18	.00	-1,573.27	98.5%*
031 400400 PEN & INT - CURRENT LEV	-434.00	-434.00	-420.64	-86.71	.00	-13.36	96.9%*
031 400500 DELIQ TAXES - PRIOR YEA	-645.00	-645.00	-598.77	-27.96	.00	-46.23	92.8%*
031 400600 PEN & INT - PRIOR YEARS	-328.00	-328.00	-277.05	-25.92	.00	-50.95	84.5%*
031 470000 INTEREST INCOME	-8,000.00	-8,000.00	-6,962.95	-124.74	.00	-1,037.05	87.0%*
031 481600 CONTRIBUTIONS	-8,000.00	-8,000.00	-5,200.00	.00	300.00	-3,100.00	61.3%*
031 736100 DRAW FROM RESERVES	-100,903.00	-100,903.00	.00	.00	.00	-100,903.00	.0%*
031 904100 XFER TO PERMANENT IMPRO	135.00	135.00	.00	.00	.00	135.00	.0%

110



11/04/2020 18:16  
RScott

Lubbock County  
BUDGET SUMMARIES REPORT  
ACCOUNT SUMMARY JUNE 2020

FOR 2020 09

031	PRECINCT 1 PARK	ORIGINAL APPROP	REVISED BUDGET	YTD ACTUAL	MTD ACTUAL	ENCUMBRANCES	AVAILABLE BUDGET	PCT USED
	TOTAL UNDEFINED	-224,132.00	-224,132.00	-117,843.14	-875.51	300.00	-106,588.86	52.4%
	191 PRECINCT 1 PARK							
	03119180 500600 STAFF EMPLOYEES	36,288.00	36,288.00	26,235.95	2,699.53	.00	10,052.05	72.3%
	03119180 500700 OVERTIME COMPENSAT	.00	.00	259.79	.00	.00	-259.79	100.0%*
	03119180 500800 TEMPORARY	5,000.00	5,000.00	225.49	.00	.00	4,774.51	4.5%
	03119180 500900 PART TIME POSITION	16,690.00	16,690.00	14,692.40	1,514.68	.00	1,997.60	88.0%
	03119180 510100 FICA	3,595.00	3,595.00	2,467.09	254.36	.00	1,127.91	68.6%
	03119180 510200 MEDICARE	841.00	841.00	577.01	59.48	.00	263.99	68.6%
	03119180 510300 RETIREMENT	5,886.00	5,886.00	4,508.39	507.43	.00	1,377.61	76.6%
	03119180 510400 GROUP HEALTH INSUR	4,895.00	4,895.00	5,042.68	272.27	.00	-147.68	103.0%*
	03119180 510500 GROUP DENTAL INSUR	270.00	270.00	226.92	12.25	.00	43.08	84.0%
	03119180 510600 LIFE INSURANCE	39.00	39.00	26.99	1.45	.00	12.01	69.2%
	03119180 510700 UNEMPLOYMENT INSUR	52.00	52.00	32.17	3.39	.00	19.83	61.9%
	03119180 510900 WORKER'S COMPENSAT	3,676.00	3,676.00	2,596.77	342.24	.00	1,079.23	70.6%
	03119180 520100 SUPPLIES/OTH OPER	5,000.00	5,000.00	1,044.19	83.27	250.38	3,705.43	25.9%
	03119180 530500 BUILDING MAINTENAN	5,000.00	10,000.00	5,092.03	4,699.13	210.00	4,697.97	53.0%
	03119180 540600 UTILITIES	7,865.00	7,865.00	3,217.50	466.61	4,543.71	103.79	98.7%
	03119180 561400 PROFESSIONAL SERVI	29,035.00	24,035.00	.00	.00	.00	24,035.00	.0%
	03119180 640600 CAPITAL OUTLAY	100,000.00	100,000.00	.00	.00	.00	100,000.00	.0%
	TOTAL PRECINCT 1 PARK	224,132.00	224,132.00	66,245.37	10,916.09	5,004.09	152,882.54	31.8%
	TOTAL PRECINCT 1 PARK	.00	.00	-51,597.77	10,040.58	5,304.09	46,293.68	100.0%
	TOTAL REVENUES	-224,267.00	-224,267.00	-117,843.14	-875.51	300.00	-106,723.86	
	TOTAL EXPENSES	224,267.00	224,267.00	66,245.37	10,916.09	5,004.09	153,017.54	
	032 SLATON/ROOSEVELT PARK							
	000 UNDEFINED							
	032 400100 CURRENT AD VALOREM TAXE	-105,957.00	-105,957.00	-104,383.73	-610.18	.00	-1,573.27	98.5%*
	032 400400 PEN & INT - CURRENT LEV	-434.00	-434.00	-420.64	-86.71	.00	-13.36	96.9%*
	032 400500 DELIQ TAXES - PRIOR YEA	-645.00	-645.00	-598.77	-27.96	.00	-46.23	92.8%*
	032 400600 PEN & INT - PRIOR YEARS	-328.00	-328.00	-277.05	-25.92	.00	-50.95	84.5%*
	032 470000 INTEREST INCOME	-3,000.00	-3,000.00	-1,920.63	-33.51	.00	-1,079.37	64.0%*
	032 481600 CONTRIBUTIONS	-8,000.00	-8,000.00	-1,850.00	.00	.00	-6,150.00	23.1%*

111

11/04/2020 18:16  
RScott

Lubbock County  
BUDGET SUMMARIES REPORT  
ACCOUNT SUMMARY JUNE 2020

P 28  
glytdbud

FOR 2020 09

032	SLATON/ROOSEVELT PARK	ORIGINAL APPROP	REVISED BUDGET	YTD ACTUAL	MTD ACTUAL	ENCUMBRANCES	AVAILABLE BUDGET	PCT USED
032	736100 DRAW FROM RESERVES	-108,674.00	-108,674.00	.00	.00	.00	-108,674.00	.0%*
032	904100 XFER TO PERMANENT IMPRO	161.00	161.00	.00	.00	.00	161.00	.0%
	TOTAL UNDEFINED	-226,877.00	-226,877.00	-109,450.82	-784.28	.00	-117,426.18	48.2%
192 PRECINCT 2 PARK								
03219280	500600 STAFF EMPLOYEES	55,717.00	55,717.00	17,938.40	1,846.93	.00	37,778.60	32.2%
03219280	500800 TEMPORARY	9,020.00	9,020.00	12,033.00	1,200.00	.00	-3,013.00	133.4%*
03219280	500900 PART TIME POSITION	13,071.00	13,071.00	9,048.16	932.80	.00	4,022.84	69.2%
03219280	510100 FICA	4,824.00	4,824.00	2,338.40	241.54	.00	2,485.60	48.5%
03219280	510200 MEDICARE	1,128.00	1,128.00	546.88	56.48	.00	581.12	48.5%
03219280	510300 RETIREMENT	7,642.00	7,642.00	2,955.54	334.55	.00	4,686.46	38.7%
03219280	510400 GROUP HEALTH INSUR	10,920.00	10,920.00	8,450.19	459.85	.00	2,469.81	77.4%
03219280	510500 GROUP DENTAL INSUR	602.00	602.00	480.30	26.13	.00	121.70	79.8%
03219280	510600 LIFE INSURANCE	87.00	87.00	59.79	3.25	.00	27.21	68.7%
03219280	510700 UNEMPLOYMENT INSUR	70.00	70.00	30.09	3.17	.00	39.91	43.0%
03219280	510900 WORKER'S COMPENSAT	4,933.00	4,933.00	2,791.45	303.66	.00	2,141.55	56.6%
03219280	520100 SUPPLIES/OTH OPER	3,000.00	7,000.00	285.13	.00	.00	6,714.87	4.1%
03219280	523100 NON-CAPITAL EQUIPM	2,500.00	1,800.00	.00	.00	.00	1,800.00	.0%
03219280	530100 EQUIPMENT OPER/MAI	2,400.00	2,400.00	.00	.00	.00	2,400.00	.0%
03219280	530500 BUILDING MAINTENAN	15,000.00	15,000.00	2,718.92	213.94	1,674.00	10,607.08	29.3%
03219280	530900 GROUNDS MAINTENANC	30,000.00	25,000.00	3,057.83	.00	.00	21,942.17	12.2%
03219280	540100 COMMUNICATIONS - M	1,300.00	2,000.00	273.62	49.63	326.41	1,399.97	30.0%
03219280	540600 UTILITIES	14,463.00	14,463.00	7,038.39	1,327.98	6,096.60	1,328.01	90.8%
03219280	562200 CONTRACT SERVICES	1,200.00	1,200.00	.00	.00	.00	1,200.00	.0%
03219280	620500 OTHER IMPROVEMENTS	49,000.00	50,000.00	.00	.00	50,000.00	.00	100.0%
	TOTAL PRECINCT 2 PARK	226,877.00	226,877.00	70,046.09	6,999.91	58,097.01	98,733.90	56.5%
	TOTAL SLATON/ROOSEVELT PARK	.00	.00	-39,404.73	6,215.63	58,097.01	-18,692.28	100.0%
	TOTAL REVENUES	-227,038.00	-227,038.00	-109,450.82	-784.28	.00	-117,587.18	
	TOTAL EXPENSES	227,038.00	227,038.00	70,046.09	6,999.91	58,097.01	98,894.90	
033 IDALOU/NEW DEAL PARK								
000 UNDEFINED								
033	400100 CURRENT AD VALOREM TAXE	-105,957.00	-105,957.00	-104,383.73	-610.18	.00	-1,573.27	98.5%*

112



11/04/2020 18:16  
RScott

Lubbock County  
BUDGET SUMMARIES REPORT  
ACCOUNT SUMMARY JUNE 2020

P 29  
glytdbud

FOR 2020 09

033	IDALOU/NEW DEAL PARK	ORIGINAL APPROP	REVISED BUDGET	YTD ACTUAL	MTD ACTUAL	ENCUMBRANCES	AVAILABLE BUDGET	PCT USED
033	400400 PEN & INT - CURRENT LEV	-434.00	-434.00	-420.64	-86.71	.00	-13.36	96.9%*
033	400500 DELIQ TAXES - PRIOR YEA	-645.00	-645.00	-598.77	-27.96	.00	-46.23	92.8%*
033	400600 PEN & INT - PRIOR YEARS	-328.00	-328.00	-277.05	-25.92	.00	-50.95	84.5%*
033	470000 INTEREST INCOME	-5,000.00	-5,000.00	-2,863.72	-50.77	.00	-2,136.28	57.3%*
033	481600 CONTRIBUTIONS	-6,200.00	-6,200.00	-3,775.00	-100.00	.00	-2,425.00	60.9%*
033	736100 DRAW FROM RESERVES	-142,515.00	-142,515.00	.00	.00	.00	-142,515.00	.0%*
033	904100 XFER TO PERMANENT IMPRO	256.00	256.00	.00	.00	.00	256.00	.0%
	TOTAL UNDEFINED	-260,823.00	-260,823.00	-112,318.91	-901.54	.00	-148,504.09	43.1%
193 PRECINCT 3 PARK								
113	03319380 500600 STAFF EMPLOYEES	24,923.00	24,923.00	17,938.40	1,846.93	.00	6,984.60	72.0%
	03319380 500800 TEMPORARY	3,000.00	3,000.00	.00	.00	.00	3,000.00	.0%
	03319380 500900 PART TIME POSITION	23,047.00	23,047.00	15,705.46	1,619.12	.00	7,341.54	68.1%
	03319380 510100 FICA	3,160.00	3,160.00	1,823.75	187.93	.00	1,336.25	57.7%
	03319380 510200 MEDICARE	739.00	739.00	426.62	43.96	.00	312.38	57.7%
	03319380 510300 RETIREMENT	5,329.00	5,329.00	3,683.85	417.13	.00	1,645.15	69.1%
	03319380 510400 GROUP HEALTH INSUR	3,389.00	3,389.00	11,423.41	808.07	.00	-8,034.41	337.1%*
	03319380 510500 GROUP DENTAL INSUR	187.00	187.00	505.34	35.43	.00	-318.34	270.2%*
	03319380 510600 LIFE INSURANCE	27.00	27.00	59.79	3.25	.00	-32.79	221.4%*
	03319380 510700 UNEMPLOYMENT INSUR	46.00	46.00	26.08	2.78	.00	19.92	56.7%
	03319380 510900 WORKER'S COMPENSAT	3,232.00	3,232.00	2,430.59	271.10	.00	801.41	75.2%
	03319380 520100 SUPPLIES/OTH OPER	6,000.00	6,000.00	1,529.89	.00	293.90	4,176.21	30.4%
	03319380 530100 EQUIPMENT OPER/MAI	4,000.00	4,000.00	.00	.00	.00	4,000.00	.0%
	03319380 530500 BUILDING MAINTENAN	6,000.00	6,000.00	505.00	110.00	725.00	4,770.00	20.5%
	03319380 530900 GROUNDS MAINTENANC	6,000.00	6,000.00	161.78	.00	.00	5,838.22	2.7%
	03319380 540600 UTILITIES	15,744.00	15,744.00	3,554.02	651.67	6,678.81	5,511.17	65.0%
	03319380 610300 BUILDING RENOV. CO	125,000.00	75,000.00	.00	.00	.00	75,000.00	.0%
	03319380 640600 CAPITAL OUTLAY	31,000.00	31,000.00	.00	.00	.00	31,000.00	.0%
	03319380 650200 VEHICLES - LIGHT T	.00	50,000.00	.00	.00	.00	50,000.00	.0%
	TOTAL PRECINCT 3 PARK	260,823.00	260,823.00	59,773.98	5,997.37	7,697.71	193,351.31	25.9%
	TOTAL IDALOU/NEW DEAL PARK	.00	.00	-52,544.93	5,095.83	7,697.71	44,847.22	100.0%
	TOTAL REVENUES	-261,079.00	-261,079.00	-112,318.91	-901.54	.00	-148,760.09	
	TOTAL EXPENSES	261,079.00	261,079.00	59,773.98	5,997.37	7,697.71	193,607.31	
034 SHALLOWATER PARK								
000 UNDEFINED								
034	400100 CURRENT AD VALOREM TAXE	-105,957.00	-105,957.00	-104,383.73	-610.18	.00	-1,573.27	98.5%*



11/04/2020 18:16  
RScott

Lubbock County  
BUDGET SUMMARIES REPORT  
ACCOUNT SUMMARY JUNE 2020

P 30  
glytdbud

FOR 2020 09

034	SHALLOWATER PARK	ORIGINAL APPROP	REVISED BUDGET	YTD ACTUAL	MTD ACTUAL	ENCUMBRANCES	AVAILABLE BUDGET	PCT USED
034 400400	PEN & INT - CURRENT LEV	-434.00	-434.00	-420.64	-86.71	.00	-13.36	96.9%*
034 400500	DELIO TAXES - PRIOR YEA	-645.00	-645.00	-598.77	-27.96	.00	-46.23	92.8%*
034 400600	PEN & INT - PRIOR YEARS	-328.00	-328.00	-277.05	-25.92	.00	-50.95	84.5%*
034 470000	INTEREST INCOME	-5,000.00	-5,000.00	-3,695.83	-66.03	.00	-1,304.17	73.9%*
034 481600	CONTRIBUTIONS	-2,500.00	-2,500.00	-1,910.00	-200.00	.00	-590.00	76.4%*
034 736100	DRAW FROM RESERVES	-40,663.00	-40,663.00	.00	.00	.00	-40,663.00	.0%*
034 904100	XFER TO PERMANENT IMPRO	83.00	83.00	.00	.00	.00	83.00	.0%*
	TOTAL UNDEFINED	-155,444.00	-155,444.00	-111,286.02	-1,016.80	.00	-44,157.98	71.6%
194 PRECINCT 4 PARK								
03419480 500600	STAFF EMPLOYEES	24,923.00	24,923.00	17,938.10	1,846.93	.00	6,984.90	72.0%
03419480 500800	TEMPORARY	1,500.00	1,500.00	.00	.00	.00	1,500.00	.0%
03419480 500900	PART TIME POSITION	16,378.00	16,378.00	10,101.00	1,040.00	.00	6,277.00	61.7%
03419480 510100	FICA	2,654.00	2,654.00	1,686.02	175.34	.00	967.98	63.5%
03419480 510200	MEDICARE	621.00	621.00	394.19	41.01	.00	226.81	63.5%
03419480 510300	RETIREMENT	4,589.00	4,589.00	3,070.86	347.47	.00	1,518.14	66.9%
03419480 510400	GROUP HEALTH INSUR	10,920.00	10,920.00	3,155.85	172.11	.00	7,764.15	28.9%
03419480 510500	GROUP DENTAL INSUR	602.00	602.00	152.96	8.35	.00	449.04	25.4%
03419480 510600	LIFE INSURANCE	87.00	87.00	18.31	1.01	.00	68.69	21.0%
03419480 510700	UNEMPLOYMENT INSUR	39.00	39.00	21.59	2.32	.00	17.41	55.4%
03419480 510900	WORKER'S COMPENSAT	2,714.00	2,714.00	2,067.19	234.38	.00	646.81	76.2%
03419480 520100	SUPPLIES/OTH OPER	6,000.00	6,700.00	2,449.75	120.45	2,310.76	1,939.49	71.1%
03419480 523100	NON-CAPITAL EQUIPM	3,000.00	2,300.00	.00	.00	.00	2,300.00	.0%
03419480 530100	EQUIPMENT OPER/MAI	2,000.00	2,000.00	21.00	.00	.00	1,979.00	1.1%
03419480 530500	BUILDING MAINTENAN	2,000.00	2,000.00	345.00	115.00	280.00	1,375.00	31.3%
03419480 530900	GROUPS MAINTENANC	10,000.00	10,000.00	2,097.65	615.53	6,353.00	1,549.35	84.5%
03419480 540600	UTILITIES	14,917.00	14,917.00	7,078.27	959.71	6,258.51	1,580.22	89.4%
03419480 561400	PROFESSIONAL SERVI	2,500.00	2,500.00	.00	.00	.00	2,500.00	.0%*
03419480 640600	CAPITAL OUTLAY	50,000.00	250,000.00	6,155.63	.00	67,342.00	176,502.37	29.4%
	TOTAL PRECINCT 4 PARK	155,444.00	355,444.00	56,753.37	5,679.61	82,544.27	216,146.36	39.2%
	TOTAL SHALLOWATER PARK	.00	200,000.00	-54,532.65	4,662.81	82,544.27	171,988.38	14.0%
	TOTAL REVENUES	-155,527.00	-155,527.00	-111,286.02	-1,016.80	.00	-44,240.98	
	TOTAL EXPENSES	155,527.00	355,527.00	56,753.37	5,679.61	82,544.27	216,229.36	
041 PERMANENT IMPROVEMENT								
000 UNDEFINED								
041 400100	CURRENT AD VALOREM TAXE	-2,119,146.00	-2,119,146.00	-2,087,679.14	-12,203.73	.00	-31,466.86	98.5%*

114

11/04/2020 18:16  
RScott

Lubbock County  
BUDGET SUMMARIES REPORT  
ACCOUNT SUMMARY JUNE 2020

P 31  
glytdbud

FOR 2020 09

041	PERMANENT IMPROVEMENT	ORIGINAL APPROP	REVISED BUDGET	YTD ACTUAL	MTD ACTUAL	ENCUMBRANCES	AVAILABLE BUDGET	PCT USED
041 400400	PEN & INT - CURRENT LEV	-8,688.00	-8,688.00	-8,413.08	-1,734.43	.00	-274.92	96.8%*
041 400500	DELIQ TAXES - PRIOR YEA	-12,926.00	-12,926.00	-11,975.04	-559.20	.00	-950.96	92.6%*
041 400600	PEN & INT - PRIOR YEARS	-6,569.00	-6,569.00	-5,540.42	-518.55	.00	-1,028.58	84.3%*
041 470000	INTEREST INCOME	-50,000.00	-50,000.00	-40,532.74	-691.36	.00	-9,467.26	81.1%*
041 483500	CRTC LEASE	-483,732.00	-483,732.00	-362,799.00	-40,311.00	.00	-120,933.00	75.0%*
041 736100	DRAW FROM RESERVES	-1,141,944.00	-1,141,944.00	.00	.00	.00	-1,141,944.00	.0%*
041 801100	XFER FROM GENERAL FUND	-1,741,231.00	-1,741,231.00	.00	.00	.00	-1,741,231.00	.0%*
041 802000	XFER FROM CONSOLIDATED	-669.00	-669.00	.00	.00	.00	-669.00	.0%*
041 803100	XFER FROM PCT 1 PARK	-135.00	-135.00	.00	.00	.00	-135.00	.0%*
041 803200	XFER FROM PCT 2 PARK	-161.00	-161.00	.00	.00	.00	-161.00	.0%*
041 803300	XFER FROM PCT 3 PARK	-256.00	-256.00	.00	.00	.00	-256.00	.0%*
041 803400	XFER FROM PCT 4 PARK	-83.00	-83.00	.00	.00	.00	-83.00	.0%*
041 804200	XFER FROM GENERAL FUND	.00	.00	-1,741,231.00	.00	.00	1,741,231.00	100.0%
041 805100	XFER FROM LCJJC	-14,038.00	-14,038.00	.00	.00	.00	-14,038.00	.0%*
041 865000	XFER FROM COURT RESIDEN	-1,637.00	-1,637.00	.00	.00	.00	-1,637.00	.0%*
	TOTAL UNDEFINED	-5,581,215.00	-5,581,215.00	-4,258,170.42	-56,018.27	.00	-1,323,044.58	76.3%
061	FACILITY MAINTENANCE							
04106140	561400 PROFESSIONAL SERVI	347,865.00	347,865.00	261,981.64	10,645.00	85,872.66	10.70	100.0%
04106140	579900 RENOV/REPAIR NON-C	100,000.00	311,493.00	56,808.66	53,997.48	17,263.63	237,420.71	23.8%
04106140	620800 COURTHOUSE RENOVAT	839,500.00	839,500.00	.00	.00	.00	839,500.00	.0%
04106140	621100 RENOVATION 900 MAI	2,800,000.00	3,076,241.00	2,042,127.11	17,028.00	821,425.88	212,688.01	93.1%
04106140	621700 LCJJC RENOVATIONS	1,230,000.00	705,417.00	.00	.00	680,062.20	25,354.80	96.4%
04106140	622300 OTHER BLDG RENOVAT	90,000.00	126,849.00	124,248.40	.00	.00	2,600.60	97.9%
	TOTAL FACILITY MAINTENANCE	5,407,365.00	5,407,365.00	2,485,165.81	81,670.48	1,604,624.37	1,317,574.82	75.6%
	TOTAL PERMANENT IMPROVEMENT	-173,850.00	-173,850.00	-1,773,004.61	25,652.21	1,604,624.37	-5,469.76	96.9%
	TOTAL REVENUES	-5,581,215.00	-5,581,215.00	-4,258,170.42	-56,018.27	.00	-1,323,044.58	
	TOTAL EXPENSES	5,407,365.00	5,407,365.00	2,485,165.81	81,670.48	1,604,624.37	1,317,574.82	
042	NEW ROAD							
000	UNDEFINED							
042 736100	DRAW FROM RESERVES	-634,861.00	-634,861.00	.00	.00	.00	-634,861.00	.0%*
042 902000	XFER TO CONSOLIDATED RO	634,861.00	634,861.00	634,860.29	.00	.00	.71	100.0%

115



11/04/2020 18:16  
RScott

Lubbock County  
BUDGET SUMMARIES REPORT  
ACCOUNT SUMMARY JUNE 2020

P 32  
glytdbud

FOR 2020 09

042	NEW ROAD	ORIGINAL APPROP	REVISED BUDGET	YTD ACTUAL	MTD ACTUAL	ENCUMBRANCES	AVAILABLE BUDGET	PCT USED
	TOTAL UNDEFINED	.00	.00	634,860.29	.00	.00	-634,860.29	100.0%
	TOTAL NEW ROAD	.00	.00	634,860.29	.00	.00	-634,860.29	100.0%
	TOTAL REVENUES	-634,861.00	-634,861.00	.00	.00	.00	-634,861.00	
	TOTAL EXPENSES	634,861.00	634,861.00	634,860.29	.00	.00	.71	
043 LCETRZ NO1 TAX INCREMENT FUND								
000 UNDEFINED								
	043 470000 INTEREST INCOME	-3,000.00	-3,000.00	-5,838.88	-99.52	.00	2,838.88	194.6%
	043 736100 DRAW FROM RESERVES	-400,604.00	-400,604.00	.00	.00	.00	-400,604.00	.0%*
	043 801100 XFER FROM GENERAL FUND	-150,000.00	-150,000.00	-145,800.82	.00	.00	-4,199.18	97.2%*
116	TOTAL UNDEFINED	-553,604.00	-553,604.00	-151,639.70	-99.52	.00	-401,964.30	27.4%
090 PUBLIC WORKS								
	04309090 623000 ROAD PROJECTS	553,604.00	553,604.00	.00	.00	.00	553,604.00	.0%
	TOTAL PUBLIC WORKS	553,604.00	553,604.00	.00	.00	.00	553,604.00	.0%
	TOTAL LCETRZ NO1 TAX INCREMENT	.00	.00	-151,639.70	-99.52	.00	151,639.70	100.0%
	TOTAL REVENUES	-553,604.00	-553,604.00	-151,639.70	-99.52	.00	-401,964.30	
	TOTAL EXPENSES	553,604.00	553,604.00	.00	.00	.00	553,604.00	
046 TJJD (P) JJAEP GRANT								
000 UNDEFINED								
	046 420390 TJPC-P JJAEP GRANT REVE	-80,000.00	-80,000.00	-54,362.50	.00	.00	-25,637.50	68.0%*
	TOTAL UNDEFINED	-80,000.00	-80,000.00	-54,362.50	.00	.00	-25,637.50	68.0%
051 JUVENILE PROBATION								
	04605135 562300 INTER LOCAL AGREEM	80,000.00	80,000.00	.00	.00	.00	80,000.00	.0%



11/04/2020 18:16  
RScott

Lubbock County  
BUDGET SUMMARIES REPORT  
ACCOUNT SUMMARY JUNE 2020

P 33  
glytddbud

FOR 2020 09

	ORIGINAL APPROP	REVISED BUDGET	YTD ACTUAL	MTD ACTUAL	ENCUMBRANCES	AVAILABLE BUDGET	PCT USED
TOTAL JUVENILE PROBATION	80,000.00	80,000.00	.00	.00	.00	80,000.00	.0%
TOTAL TJJD (P) JJAEP GRANT	.00	.00	-54,362.50	.00	.00	54,362.50	100.0%
TOTAL REVENUES	-80,000.00	-80,000.00	-54,362.50	.00	.00	-25,637.50	
TOTAL EXPENSES	80,000.00	80,000.00	.00	.00	.00	80,000.00	
047 TJJD (R) REG DIVERSION GRANT							
000 UNDEFINED							
<u>047 420170 TJJD (R) GRANT REVENUE</u>	-12,422.00	-12,422.00	-12,421.34	.00	.00	-.66	100.0%*
TOTAL UNDEFINED	-12,422.00	-12,422.00	-12,421.34	.00	.00	-.66	100.0%
051 JUVENILE PROBATION							
<u>04705135 520100 SUPPLIES/OTH OPER</u>	12,422.00	12,422.00	12,421.34	.00	.00	.66	100.0%
TOTAL JUVENILE PROBATION	12,422.00	12,422.00	12,421.34	.00	.00	.66	100.0%
TOTAL TJJD (R) REG DIVERSION G	.00	.00	.00	.00	.00	.00	.0%
TOTAL REVENUES	-12,422.00	-12,422.00	-12,421.34	.00	.00	-.66	
TOTAL EXPENSES	12,422.00	12,422.00	12,421.34	.00	.00	.66	
050 JUVENILE STAR PROGRAM							
000 UNDEFINED							
<u>050 424000 STAR PROGRAM-JUVENILE</u>	-425,000.00	-425,000.00	-425,000.00	.00	.00	.00	100.0%
<u>050 489900 OTHER REVENUE</u>	-1,895.00	-1,895.00	-1,894.65	.00	.00	-.35	100.0%*
<u>050 805100 XFER FROM LCJJC</u>	-183,909.00	-175,000.00	-175,000.00	.00	.00	.00	100.0%
TOTAL UNDEFINED	-610,804.00	-601,895.00	-601,894.65	.00	.00	-.35	100.0%
051 JUVENILE PROBATION							
<u>05005135 500600 STAFF EMPLOYEES</u>	396,155.00	396,155.00	265,891.68	28,258.10	.00	130,263.32	67.1%

117

11/04/2020 18:16  
RScott

Lubbock County  
BUDGET SUMMARIES REPORT  
ACCOUNT SUMMARY JUNE 2020

FOR 2020 09

	ORIGINAL APPROP	REVISED BUDGET	YTD ACTUAL	MTD ACTUAL	ENCUMBRANCES	AVAILABLE BUDGET	PCT USED
05005135 510100 FICA	25,236.00	25,236.00	15,860.02	1,704.67	.00	9,375.98	62.8%
05005135 510200 MEDICARE	5,902.00	5,902.00	3,709.22	398.66	.00	2,192.78	62.8%
05005135 510300 RETIREMENT	44,013.00	44,013.00	29,254.09	3,397.23	.00	14,758.91	66.5%
05005135 510400 GROUP HEALTH INSUR	71,898.00	71,898.00	44,382.04	2,557.54	.00	27,515.96	61.7%
05005135 510500 GROUP DENTAL INSUR	4,024.00	4,024.00	2,466.15	129.65	.00	1,557.85	61.3%
05005135 510600 LIFE INSURANCE	538.00	538.00	336.99	19.89	.00	201.01	62.6%
05005135 510700 UNEMPLOYMENT INSUR	2,275.00	2,275.00	206.57	22.58	.00	2,068.43	9.1%
05005135 510900 WORKER'S COMPENSAT	15,263.00	15,263.00	11,284.03	985.62	.00	3,978.97	73.9%
05005135 520100 SUPPLIES/OTH OPER	4,895.00	4,895.00	915.33	75.06	.00	3,979.67	18.7%
05005135 522400 UNIFORMS	1,800.00	1,800.00	1,743.03	.00	.00	56.97	96.8%
05005135 522700 RESIDENT SUPPLIES	1,000.00	1,000.00	383.16	.00	.00	616.84	38.3%
05005135 530200 VEHICLE OPERATION/	13,000.00	10,341.00	3,024.43	59.44	4,050.25	3,266.32	68.4%
05005135 540100 COMMUNICATIONS - M	1,925.00	1,925.00	157.50	.00	.00	1,767.50	8.2%
05005135 550300 TRAVEL AND TRAININ	9,250.00	3,000.00	2,240.06	.00	.00	759.94	74.7%
05005135 550500 ASSOCIATION DUES	80.00	80.00	.00	.00	.00	80.00	.0%
05005135 562200 CONTRACT SERVICES	13,550.00	13,550.00	.00	.00	.00	13,550.00	.0%
118 TOTAL JUVENILE PROBATION	610,804.00	601,895.00	381,854.30	37,608.44	4,050.25	215,990.45	64.1%
TOTAL JUVENILE STAR PROGRAM	.00	.00	-220,040.35	37,608.44	4,050.25	215,990.10	100.0%
TOTAL REVENUES	-610,804.00	-601,895.00	-601,894.65	.00	.00	-.35	
TOTAL EXPENSES	610,804.00	601,895.00	381,854.30	37,608.44	4,050.25	215,990.45	
051 JUVENILE PROBATION							
000 UNDEFINED							
051 451900 JUVENILE PROBATION FEES	-5,000.00	-5,000.00	-2,881.00	-200.00	.00	-2,119.00	57.6%*
051 470000 INTEREST INCOME	-32,000.00	-32,000.00	-60,160.47	-1,152.30	.00	28,160.47	188.0%*
051 489900 OTHER REVENUE	-3,000.00	-3,000.00	-824.95	-99.75	.00	-2,175.05	27.5%*
051 736100 DRAW FROM RESERVES	-1,254,549.00	-1,254,549.00	.00	.00	.00	-1,254,549.00	.0%*
051 801100 XFER FROM GENERAL FUND	-6,000,000.00	-6,000,000.00	-4,500,000.00	-500,000.00	.00	-1,500,000.00	75.0%*
051 905000 XFER TO STAR PROGRAM	197,947.00	189,038.00	175,000.00	.00	.00	14,038.00	92.6%
051 905400 XFER TO JUV PROB COMM F	431,331.00	431,331.00	.00	.00	.00	431,331.00	.0%
051 905500 XFER TO JUVENILE DETENT	4,002,836.00	4,002,836.00	1,903,676.87	.00	.00	2,099,159.13	47.6%
051 905700 XFER TO FOOD SERVICE	222,789.00	222,789.00	129,199.99	.00	.00	93,589.01	58.0%
051 906400 XFER TO TITLE IV-E	105,400.00	105,400.00	22,672.34	.00	.00	82,727.66	21.5%
TOTAL UNDEFINED	-2,334,246.00	-2,343,155.00	-2,333,317.22	-501,452.05	.00	-9,837.78	99.6%
051 JUVENILE PROBATION							
05105135 500200 APPOINTED OFFICIAL	112,025.00	112,025.00	85,414.41	8,810.90	.00	26,610.59	76.2%



11/04/2020 18:16  
RScott

Lubbock County  
BUDGET SUMMARIES REPORT  
ACCOUNT SUMMARY JUNE 2020

FOR 2020 09

119

	ORIGINAL APPROP	REVISED BUDGET	YTD ACTUAL	MTD ACTUAL	ENCUMBRANCES	AVAILABLE BUDGET	PCT USED
05105135 500600 STAFF EMPLOYEES	1,341,465.00	1,341,465.00	868,399.73	87,070.37	.00	473,065.27	64.7%
05105135 500700 OVERTIME COMPENSAT	500.00	500.00	379.01	72.91	.00	120.99	75.8%
05105135 510100 FICA	90,147.00	90,147.00	57,014.35	5,717.90	.00	33,132.65	63.2%
05105135 510200 MEDICARE	21,083.00	21,083.00	13,333.74	1,337.20	.00	7,749.26	63.2%
05105135 510300 RETIREMENT	161,538.00	161,538.00	106,571.54	11,527.72	.00	54,966.46	66.0%
05105135 510400 GROUP HEALTH INSUR	195,806.00	195,806.00	160,890.18	8,520.11	.00	34,915.82	82.2%
05105135 510500 GROUP DENTAL INSUR	10,790.00	10,790.00	8,097.69	427.50	.00	2,692.31	75.0%
05105135 510600 LIFE INSURANCE	1,560.00	1,560.00	1,085.30	57.10	.00	474.70	69.6%
05105135 510700 UNEMPLOYMENT INSUR	1,309.00	1,309.00	750.10	76.83	.00	558.90	57.3%
05105135 510900 WORKER'S COMPENSAT	3,926.00	3,926.00	6,247.97	1,180.41	.00	-2,321.97	159.1%*
05105135 520100 SUPPLIES/OTH OPER	41,500.00	41,500.00	22,564.19	2,662.63	15,333.17	3,602.64	91.3%
05105135 522400 UNIFORMS	10,000.00	10,000.00	8,086.21	574.56	.00	1,913.79	80.9%
05105135 522700 RESIDENT SUPPLIES	5,000.00	5,000.00	-51.83	.00	.00	5,051.83	-1.0%
05105135 522800 LAW BOOKS	1,000.00	2,000.00	1,330.00	.00	670.00	.00	100.0%
05105135 523000 NON-CAPITAL SOFTWA	1,350.00	1,350.00	.00	.00	.00	1,350.00	.0%
05105135 523100 NON-CAPITAL EQUIPM	2,500.00	2,500.00	.00	.00	.00	2,500.00	.0%
05105135 530100 EQUIPMENT OPER/MAI	1,000.00	1,000.00	.00	.00	.00	1,000.00	.0%
05105135 530200 VEHICLE OPERATION/	7,500.00	9,500.00	3,452.01	323.85	4,048.17	1,999.82	78.9%
05105135 530500 BUILDING MAINTENAN	66,000.00	66,000.00	16,130.96	307.46	9,966.52	39,902.52	39.5%
05105135 530800 SOFTWARE MAINTENAN	10,000.00	10,000.00	.00	.00	.00	10,000.00	.0%
05105135 530900 GROUNDS MAINTENANC	5,910.00	5,910.00	763.71	514.30	.00	5,146.29	12.9%
05105135 540100 COMMUNICATIONS - M	31,000.00	31,000.00	11,629.77	.00	917.67	18,452.56	40.5%
05105135 540600 UTILITIES	100,962.00	109,871.00	60,417.85	8,605.27	42,528.39	6,924.76	93.7%
05105135 550300 TRAVEL AND TRAININ	78,775.00	75,775.00	22,603.89	510.78	2,679.55	50,491.56	33.4%
05105135 550500 ASSOCIATION DUES	1,350.00	1,350.00	10.00	.00	.00	1,340.00	.7%
05105135 562200 CONTRACT SERVICES	30,000.00	30,000.00	1,800.00	.00	20,762.09	7,437.91	75.2%
05105135 580100 INSURANCE AND BOND	250.00	250.00	.00	.00	.00	250.00	.0%
TOTAL JUVENILE PROBATION	2,334,246.00	2,343,155.00	1,456,920.78	138,297.80	96,905.56	789,328.66	66.3%
TOTAL JUVENILE PROBATION	.00	.00	-876,396.44	-363,154.25	96,905.56	779,490.88	100.0%
TOTAL REVENUES	-7,294,549.00	-7,294,549.00	-4,563,866.42	-501,452.05	.00	-2,730,682.58	
TOTAL EXPENSES	7,294,549.00	7,294,549.00	3,687,469.98	138,297.80	96,905.56	3,510,173.46	
054 TJJD (A) JUV PROB COMM GRANT							
000 UNDEFINED							
054 421500 TJPC-A STATE AID	-1,657,504.00	-1,663,894.00	-1,487,323.84	-163,009.10	.00	-176,570.16	89.4%*
054 805100 XFER FROM LCJJC	-431,331.00	-431,331.00	.00	.00	.00	-431,331.00	.0%*
TOTAL UNDEFINED	-2,088,835.00	-2,095,225.00	-1,487,323.84	-163,009.10	.00	-607,901.16	71.0%



11/04/2020 18:16  
RScott

Lubbock County  
BUDGET SUMMARIES REPORT  
ACCOUNT SUMMARY JUNE 2020

P 36  
glytdbud

FOR 2020 09

	ORIGINAL APPROP	REVISED BUDGET	YTD ACTUAL	MTD ACTUAL	ENCUMBRANCES	AVAILABLE BUDGET	PCT USED
051 JUVENILE PROBATION							
05405135 500600 STAFF EMPLOYEES	841,469.00	841,469.00	431,171.32	48,529.29	.00	410,297.68	51.2%
05405135 500700 OVERTIME COMPENSAT	1,500.00	1,500.00	578.12	11.39	.00	921.88	38.5%
05405135 501010 SUPPLEMENT PROBATI	65,000.00	65,000.00	45,006.06	4,699.65	.00	19,993.94	69.2%
05405135 501100 SUPPLEMENT DETENTI	60,000.00	60,000.00	19,593.17	2,027.52	.00	40,406.83	32.7%
05405135 510100 FICA	60,014.00	60,014.00	27,919.83	3,328.07	.00	32,094.17	46.5%
05405135 510200 MEDICARE	13,871.00	13,871.00	6,529.53	778.35	.00	7,341.47	47.1%
05405135 510300 RETIREMENT	107,541.00	107,541.00	51,422.06	6,614.19	.00	56,118.94	47.8%
05405135 510400 GROUP HEALTH INSUR	105,434.00	105,434.00	85,971.80	5,428.54	.00	19,462.20	81.5%
05405135 510500 GROUP DENTAL INSUR	5,810.00	5,810.00	4,348.20	265.61	.00	1,461.80	74.8%
05405135 510600 LIFE INSURANCE	840.00	840.00	562.34	34.37	.00	277.66	66.9%
05405135 510700 UNEMPLOYMENT INSUR	871.00	871.00	363.13	44.16	.00	507.87	41.7%
05405135 510900 WORKER'S COMPENSAT	40,848.00	40,848.00	18,228.93	1,586.64	.00	22,619.07	44.6%
05405135 520140 SUPPLIES/OTHER OPE	.00	6,390.00	6,389.55	6,389.55	.00	.45	100.0%
05405135 540100 COMMUNICATIONS - M	3,000.00	3,000.00	2,040.60	240.60	.00	959.40	68.0%
05405135 544100 RESIDENTIAL NON-SE	72,623.00	72,623.00	26,688.15	.00	.00	45,934.85	36.7%
05405135 544420 RESIDENTIAL NON-SE	99,961.00	99,961.00	52,282.85	.00	.00	47,678.15	52.3%
05405135 544500 RESIDENTIAL MH CD	84,700.00	84,700.00	46,742.40	5,031.30	15,649.90	22,307.70	73.7%
05405135 544600 RESIDENTIAL MH PPA	110,641.00	110,641.00	36,517.50	5,031.30	32,526.01	41,597.49	62.4%
05405135 544700 RESIDENTIAL SECURE	100,000.00	100,000.00	66,130.79	.00	.00	33,869.21	66.1%
05405135 544810 RESIDENTIAL SECURE	99,962.00	99,962.00	45,468.70	3,756.11	16,408.27	38,085.03	61.9%
05405135 550303 TRAVEL AND TRAININ	12,000.00	12,000.00	5,370.41	.00	.00	6,629.59	44.8%
05405135 562200 CONTRACT SERVICES	55,000.00	55,000.00	27,921.56	2,461.30	.00	27,078.44	50.8%
05405135 564500 CONTRACT SERVICES	80,000.00	80,000.00	37,970.00	1,952.50	.00	42,030.00	47.5%
05405135 564600 CONTRACT SERVICES	37,750.00	37,750.00	19,440.00	565.00	.00	18,310.00	51.5%
05405135 564800 ELECTRONIC MONITOR	30,000.00	30,000.00	24,991.00	2,359.50	204.00	4,805.00	84.0%
TOTAL JUVENILE PROBATION	2,088,835.00	2,095,225.00	1,089,648.00	101,134.94	64,788.18	940,788.82	55.1%
TOTAL TJJD (A) JUV PROB COMM G	.00	.00	-397,675.84	-61,874.16	64,788.18	332,887.66	100.0%
TOTAL REVENUES	-2,088,835.00	-2,095,225.00	-1,487,323.84	-163,009.10	.00	-607,901.16	
TOTAL EXPENSES	2,088,835.00	2,095,225.00	1,089,648.00	101,134.94	64,788.18	940,788.82	
055 JUVENILE DETENTION							
000 UNDEFINED							
055 451300 CONTRACTSERV-OTHER COUN	-500,000.00	-500,000.00	-623,161.67	-48,360.00	.00	123,161.67	124.6%

120

11/04/2020 18:16  
RScott

Lubbock County  
BUDGET SUMMARIES REPORT  
ACCOUNT SUMMARY JUNE 2020

P 37  
glytdbud

FOR 2020 09

055	JUVENILE DETENTION	ORIGINAL APPROP	REVISED BUDGET	YTD ACTUAL	MTD ACTUAL	ENCUMBRANCES	AVAILABLE BUDGET	PCT USED
055 805100	XFER FROM LCJJC	-4,002,836.00	-4,002,836.00	-1,903,676.87	.00	.00	-2,099,159.13	47.6%*
	TOTAL UNDEFINED	-4,502,836.00	-4,502,836.00	-2,526,838.54	-48,360.00	.00	-1,975,997.46	56.1%
051 JUVENILE PROBATION								
05505135	500600 STAFF EMPLOYEES	2,922,303.00	2,922,303.00	1,780,700.51	177,411.78	.00	1,141,602.49	60.9%
05505135	500700 OVERTIME COMPENSAT	25,000.00	25,000.00	13,396.85	2,713.54	.00	11,603.15	53.6%
05505135	500900 PART TIME POSITION	27,735.00	27,735.00	12,274.83	1,967.29	.00	15,460.17	44.3%
05505135	510100 FICA	184,452.00	184,452.00	107,644.80	10,959.18	.00	76,807.20	58.4%
05505135	510200 MEDICARE	43,138.00	43,138.00	25,174.84	2,563.05	.00	17,963.16	58.4%
05505135	510300 RETIREMENT	330,527.00	330,527.00	199,761.11	21,763.12	.00	130,765.89	60.4%
05505135	510400 GROUP HEALTH INSUR	481,984.00	481,984.00	337,325.19	16,802.81	.00	144,658.81	70.0%
05505135	510500 GROUP DENTAL INSUR	26,560.00	26,560.00	16,980.54	872.97	.00	9,579.46	63.9%
05505135	510600 LIFE INSURANCE	3,840.00	3,840.00	2,398.33	123.84	.00	1,441.67	62.5%
05505135	510700 UNEMPLOYMENT INSUR	2,678.00	2,678.00	1,398.91	145.53	.00	1,279.09	52.2%
05505135	510900 WORKER'S COMPENSAT	125,547.00	125,547.00	77,404.41	6,886.74	.00	48,142.59	61.7%
05505135	520100 SUPPLIES/OTH OPER	35,000.00	35,000.00	27,577.22	2,804.30	6,355.38	1,067.40	97.0%
05505135	522700 RESIDENT SUPPLIES	33,572.00	33,572.00	17,129.31	2,432.97	7,063.81	9,378.88	72.1%
05505135	523100 NON-CAPITAL EQUIPM	7,000.00	7,000.00	5,634.93	.00	.00	1,365.07	80.5%
05505135	530100 EQUIPMENT OPER/MAI	1,000.00	1,000.00	175.00	.00	.00	825.00	17.5%
05505135	530200 VEHICLE OPERATION/	2,500.00	2,500.00	1,026.23	.00	743.19	730.58	70.8%
05505135	550201 RESIDENT TRANSPORT	10,000.00	10,000.00	6,530.28	1,111.91	.00	3,469.72	65.3%
05505135	561100 MEDICAL FOR RESIDE	4,000.00	9,000.00	-3,135.39	470.34	.00	12,135.39	-34.8%
05505135	561400 PROFESSIONAL SERVI	5,000.00	5,000.00	4,966.93	.00	.00	33.07	99.3%
05505135	562200 CONTRACT SERVICES	115,000.00	115,000.00	80,278.00	4,890.00	.00	34,722.00	69.8%
05505135	564200 RESIDENTIAL PLACEM	100,000.00	100,000.00	16,890.30	5,881.51	48,523.83	34,585.87	65.4%
05505135	640700 OTHER EQUIPMENT	16,000.00	11,000.00	6,746.29	.00	.00	4,253.71	61.3%
	TOTAL JUVENILE PROBATION	4,502,836.00	4,502,836.00	2,738,279.42	259,800.88	62,686.21	1,701,870.37	62.2%
	TOTAL JUVENILE DETENTION	.00	.00	211,440.88	211,440.88	62,686.21	-274,127.09	100.0%
	TOTAL REVENUES	-4,502,836.00	-4,502,836.00	-2,526,838.54	-48,360.00	.00	-1,975,997.46	
	TOTAL EXPENSES	4,502,836.00	4,502,836.00	2,738,279.42	259,800.88	62,686.21	1,701,870.37	
057 JUVENILE FOOD SERVICE								
000 UNDEFINED								
057 426600	DHS SCHOOL MEAL PROGRAM	-150,000.00	-150,000.00	-108,488.36	-9,007.68	.00	-41,511.64	72.3%*

121



11/04/2020 18:16  
RScott

Lubbock County  
BUDGET SUMMARIES REPORT  
ACCOUNT SUMMARY JUNE 2020

FOR 2020 09

	ORIGINAL APPROP	REVISED BUDGET	YTD ACTUAL	MTD ACTUAL	ENCUMBRANCES	AVAILABLE BUDGET	PCT USED
057 JUVENILE FOOD SERVICE							
057 426700 DHS COMMODITIES PROGRAM	-7,449.00	-7,449.00	-10,497.80	-10,497.80	.00	3,048.80	140.9%
057 805100 XFER FROM LCJJC	-222,789.00	-222,789.00	-129,199.99	.00	.00	-93,589.01	58.0%*
TOTAL UNDEFINED	-380,238.00	-380,238.00	-248,186.15	-19,505.48	.00	-132,051.85	65.3%
051 JUVENILE PROBATION							
05705135 500600 STAFF EMPLOYEES	103,663.00	103,663.00	66,976.62	8,155.83	.00	36,686.38	64.6%
05705135 500700 OVERTIME COMPENSAT	1,000.00	1,000.00	.00	.00	.00	1,000.00	.0%
05705135 500800 TEMPORARY	15,000.00	15,000.00	10,615.79	784.23	.00	4,384.21	70.8%
05705135 510100 FICA	7,419.00	7,419.00	4,724.84	548.35	.00	2,694.16	63.7%
05705135 510200 MEDICARE	1,735.00	1,735.00	1,105.09	128.24	.00	629.91	63.7%
05705135 510300 RETIREMENT	13,295.00	13,295.00	7,329.84	966.73	.00	5,965.16	55.1%
05705135 510400 GROUP HEALTH INSUR	22,593.00	22,593.00	15,882.69	863.19	.00	6,710.31	70.3%
05705135 510500 GROUP DENTAL INSUR	1,245.00	1,245.00	936.94	50.92	.00	308.06	75.3%
05705135 510600 LIFE INSURANCE	180.00	180.00	123.66	6.72	.00	56.34	68.7%
05705135 510700 UNEMPLOYMENT INSUR	108.00	108.00	60.02	7.16	.00	47.98	55.6%
05705135 510900 WORKER'S COMPENSAT	5,050.00	5,050.00	3,358.24	377.27	.00	1,691.76	66.5%
05705135 520600 KITCHEN SUPPLIES	4,500.00	4,500.00	2,493.77	18.93	347.81	1,658.42	63.1%
05705135 521900 FOOD	200,000.00	197,800.00	139,451.12	17,250.38	58,562.02	-213.14	100.1%*
05705135 523100 NON-CAPITAL EQUIPM	2,000.00	4,200.00	4,100.00	.00	.00	100.00	97.6%
05705135 530100 EQUIPMENT OPER/MAI	250.00	250.00	.00	.00	.00	250.00	.0%
05705135 570100 RENTALS AND LEASES	2,200.00	2,200.00	765.00	85.00	340.00	1,095.00	50.2%
TOTAL JUVENILE PROBATION	380,238.00	380,238.00	257,923.62	29,242.95	59,249.83	63,064.55	83.4%
TOTAL JUVENILE FOOD SERVICE	.00	.00	9,737.47	9,737.47	59,249.83	-68,987.30	100.0%
TOTAL REVENUES	-380,238.00	-380,238.00	-248,186.15	-19,505.48	.00	-132,051.85	
TOTAL EXPENSES	380,238.00	380,238.00	257,923.62	29,242.95	59,249.83	63,064.55	
064 TJJD (E) TITLE IV E GRANT							
000 UNDEFINED							
064 420380 TITLE IV-E TJPC (E)	-98,000.00	-98,000.00	-5,355.35	.00	.00	-92,644.65	5.5%*
064 427030 TJJD GRANT REVENUE	-1,000.00	-1,000.00	.00	.00	.00	-1,000.00	.0%*
064 805100 XFER FROM LCJJC	-105,400.00	-105,400.00	-22,672.34	.00	.00	-82,727.66	21.5%*
TOTAL UNDEFINED	-204,400.00	-204,400.00	-28,027.69	.00	.00	-176,372.31	13.7%
051 JUVENILE PROBATION							

122



11/04/2020 18:16  
RScott

Lubbock County  
BUDGET SUMMARIES REPORT  
ACCOUNT SUMMARY JUNE 2020

P 39  
glytdbud

FOR 2020 09

	ORIGINAL APPROP	REVISED BUDGET	YTD ACTUAL	MTD ACTUAL	ENCUMBRANCES	AVAILABLE BUDGET	PCT USED
06405135 500600 STAFF EMPLOYEES	.00	.00	786.24	.00	.00	-786.24	100.0%*
06405135 510100 FICA	.00	.00	48.22	.00	.00	-48.22	100.0%*
06405135 510200 MEDICARE	.00	.00	11.28	.00	.00	-11.28	100.0%*
06405135 510300 RETIREMENT	.00	.00	86.42	.00	.00	-86.42	100.0%*
06405135 510400 GROUP HEALTH INSUR	.00	.00	115.09	.00	.00	-115.09	100.0%*
06405135 510500 GROUP DENTAL INSUR	.00	.00	6.28	.00	.00	-6.28	100.0%*
06405135 510600 LIFE INSURANCE	.00	.00	.90	.00	.00	-.90	100.0%*
06405135 510700 UNEMPLOYMENT INSUR	.00	.00	.58	.00	.00	-.58	100.0%*
06405135 510900 WORKER'S COMPENSAT	.00	.00	86.84	.00	.00	-86.84	100.0%*
06405135 544400 RESIDENTIAL PLACEM	204,400.00	204,400.00	33,014.23	6,128.39	20,792.48	150,593.29	26.3%
TOTAL JUVENILE PROBATION	204,400.00	204,400.00	34,156.08	6,128.39	20,792.48	149,451.44	26.9%
TOTAL TJJD (E) TITLE IV E GRAN	.00	.00	6,128.39	6,128.39	20,792.48	-26,920.87	100.0%
TOTAL REVENUES	-204,400.00	-204,400.00	-28,027.69	.00	.00	-176,372.31	
TOTAL EXPENSES	204,400.00	204,400.00	34,156.08	6,128.39	20,792.48	149,451.44	
066 CJD RE ENTRY DRUG COURT GRANT							
000 UNDEFINED							
066 420100 GRANT REVENUE	-40,953.00	-40,953.00	-28,660.34	-4,841.15	.00	-12,292.66	70.0%*
TOTAL UNDEFINED	-40,953.00	-40,953.00	-28,660.34	-4,841.15	.00	-12,292.66	70.0%
014 COURTS							
06601420 520100 SUPPLIES/OTH OPER	250.00	.00	.00	.00	.00	.00	.0%
06601420 520220 SUPPLIES/DRUG TEST	28,000.00	28,000.00	25,450.20	3,127.50	.00	2,549.80	90.9%
06601420 523000 NON-CAPITAL SOFTWA	4,400.00	4,400.00	1,733.30	173.33	2,294.02	372.68	91.5%
06601420 540600 UTILITIES	.00	250.00	.00	.00	.00	250.00	.0%
06601420 550300 TRAVEL AND TRAININ	5,000.00	5,000.00	914.88	-345.00	.00	4,085.12	18.3%
06601420 561400 PROFESSIONAL SERVI	803.00	803.00	561.96	94.92	.00	241.04	70.0%
06601420 562200 CONTRACT SERVICES	2,500.00	2,500.00	.00	.00	.00	2,500.00	.0%
TOTAL COURTS	40,953.00	40,953.00	28,660.34	3,050.75	2,294.02	9,998.64	75.6%
TOTAL CJD RE ENTRY DRUG COURT	.00	.00	.00	-1,790.40	2,294.02	-2,294.02	100.0%
TOTAL REVENUES	-40,953.00	-40,953.00	-28,660.34	-4,841.15	.00	-12,292.66	
TOTAL EXPENSES	40,953.00	40,953.00	28,660.34	3,050.75	2,294.02	9,998.64	

123

11/04/2020 18:16  
RScott

Lubbock County  
BUDGET SUMMARIES REPORT  
ACCOUNT SUMMARY JUNE 2020

P 40  
glytdbud

FOR 2020 09

	ORIGINAL APPROP	REVISED BUDGET	YTD ACTUAL	MTD ACTUAL	ENCUMBRANCES	AVAILABLE BUDGET	PCT USED
067 CJD DWI COURT GRANT							
067 CJD DWI COURT GRANT							
000 UNDEFINED							
067 420100 GRANT REVENUE	-36,612.00	-36,612.00	-19,131.18	-1,531.24	.00	-17,480.82	52.3%*
TOTAL UNDEFINED	-36,612.00	-36,612.00	-19,131.18	-1,531.24	.00	-17,480.82	52.3%
014 COURTS							
06701420 520000 TREATMENT MATERIAL	500.00	500.00	.00	.00	.00	500.00	.0%
06701420 520220 SUPPLIES/DRUG TEST	23,300.00	23,300.00	15,343.25	1,856.61	.00	7,956.75	65.9%
06701420 523000 NON-CAPITAL SOFTWA	3,994.00	3,994.00	1,733.30	173.33	2,260.70	.00	100.0%
06701420 540600 UTILITIES	600.00	600.00	419.67	46.63	180.33	.00	100.0%
06701420 550300 TRAVEL AND TRAININ	5,000.00	5,000.00	1,259.84	.00	.00	3,740.16	25.2%
06701420 561400 PROFESSIONAL SERVI	718.00	718.00	375.12	30.03	.00	342.88	52.2%
06701420 562200 CONTRACT SERVICES	2,500.00	2,500.00	.00	.00	.00	2,500.00	.0%
TOTAL COURTS	36,612.00	36,612.00	19,131.18	2,106.60	2,441.03	15,039.79	58.9%
TOTAL CJD DWI COURT GRANT	.00	.00	.00	575.36	2,441.03	-2,441.03	100.0%
TOTAL REVENUES	-36,612.00	-36,612.00	-19,131.18	-1,531.24	.00	-17,480.82	
TOTAL EXPENSES	36,612.00	36,612.00	19,131.18	2,106.60	2,441.03	15,039.79	
070 ON LINE ACCESS							
000 UNDEFINED							
070 436910 ONLINE ACCESS FEE	-35,000.00	-35,000.00	-28,506.00	-7,921.00	.00	-6,494.00	81.4%*
070 470000 INTEREST INCOME	-4,000.00	-4,000.00	-3,316.72	-61.56	.00	-683.28	82.9%*
070 736100 DRAW FROM RESERVES	-146,000.00	-146,000.00	.00	.00	.00	-146,000.00	.0%*
TOTAL UNDEFINED	-185,000.00	-185,000.00	-31,822.72	-7,982.56	.00	-153,177.28	17.2%
014 COURTS							
07001420 520100 SUPPLIES/OTH OPER	100,000.00	95,000.00	7,234.65	124.95	3,025.24	84,740.11	10.8%

124



11/04/2020 18:16  
RScott

Lubbock County  
BUDGET SUMMARIES REPORT  
ACCOUNT SUMMARY JUNE 2020

P 41  
glytdbud

FOR 2020 09

	ORIGINAL APPROP	REVISED BUDGET	YTD ACTUAL	MTD ACTUAL	ENCUMBRANCES	AVAILABLE BUDGET	PCT USED
07001420 523100 NON-CAPITAL EQUIPM	75,000.00	75,000.00	.00	.00	.00	75,000.00	.0%
07001420 540100 COMMUNICATIONS - M	2,000.00	2,000.00	631.68	.00	2.19	1,366.13	31.7%
07001420 550300 TRAVEL AND TRAININ	3,000.00	8,000.00	1,787.88	.00	.00	6,212.12	22.3%
07001420 562200 CONTRACT SERVICES	5,000.00	5,000.00	.00	.00	.00	5,000.00	.0%
TOTAL COURTS	185,000.00	185,000.00	9,654.21	124.95	3,027.43	172,318.36	6.9%
TOTAL ON LINE ACCESS	.00	.00	-22,168.51	-7,857.61	3,027.43	19,141.08	100.0%
TOTAL REVENUES	-185,000.00	-185,000.00	-31,822.72	-7,982.56	.00	-153,177.28	
TOTAL EXPENSES	185,000.00	185,000.00	9,654.21	124.95	3,027.43	172,318.36	
072 CJD DRUG COURT GRANT							
000 UNDEFINED							
125 072 420100 GRANT REVENUE	-48,991.00	-48,991.00	-15,005.74	-153.20	.00	-33,985.26	30.6%*
TOTAL UNDEFINED	-48,991.00	-48,991.00	-15,005.74	-153.20	.00	-33,985.26	30.6%
014 COURTS							
07201420 520000 TREATMENT MATERIAL	1,000.00	1,000.00	.00	.00	.00	1,000.00	.0%
07201420 520100 SUPPLIES/OTH OPER	500.00	500.00	158.80	.00	250.00	91.20	81.8%
07201420 520220 SUPPLIES/DRUG TEST	34,386.00	34,386.00	12,116.03	1,259.84	.00	22,269.97	35.2%
07201420 523000 NON-CAPITAL SOFTWA	3,994.00	3,994.00	1,733.40	173.34	2,260.60	.00	100.0%
07201420 540600 UTILITIES	650.00	650.00	298.32	46.63	254.35	97.33	85.0%
07201420 550300 TRAVEL AND TRAININ	5,000.00	5,000.00	404.96	.00	.00	4,595.04	8.1%
07201420 561400 PROFESSIONAL SERVI	961.00	961.00	294.23	3.01	.00	666.77	30.6%
07201420 562200 CONTRACT SERVICES	2,500.00	2,500.00	.00	.00	.00	2,500.00	.0%
TOTAL COURTS	48,991.00	48,991.00	15,005.74	1,482.82	2,764.95	31,220.31	36.3%
TOTAL CJD DRUG COURT GRANT	.00	.00	.00	1,329.62	2,764.95	-2,764.95	100.0%
TOTAL REVENUES	-48,991.00	-48,991.00	-15,005.74	-153.20	.00	-33,985.26	
TOTAL EXPENSES	48,991.00	48,991.00	15,005.74	1,482.82	2,764.95	31,220.31	
074 COUNTY DRUG COURT COURT COST							
000 UNDEFINED							
074 437000 DRUG COURT FEE	-20,000.00	-20,000.00	-10,602.76	-3,708.40	.00	-9,397.24	53.0%*



11/04/2020 18:16  
RScott

Lubbock County  
BUDGET SUMMARIES REPORT  
ACCOUNT SUMMARY JUNE 2020

P 42  
glytdbud

FOR 2020 09

074	COUNTY DRUG COURT COURT COST	ORIGINAL APPROP	REVISED BUDGET	YTD ACTUAL	MTD ACTUAL	ENCUMBRANCES	AVAILABLE BUDGET	PCT USED
074 470000	INTEREST INCOME	-1,700.00	-1,700.00	-2,266.28	-41.97	.00	566.28	133.3%
074 736100	DRAW FROM RESERVES	-17,040.00	-17,040.00	.00	.00	.00	-17,040.00	.0%*
	TOTAL UNDEFINED	-38,740.00	-38,740.00	-12,869.04	-3,750.37	.00	-25,870.96	33.2%
014 COURTS								
07401420 520100	SUPPLIES/OTH OPER	10,000.00	10,000.00	3,369.36	.00	3,250.00	3,380.64	66.2%
07401420 523100	NON-CAPITAL EQUIPM	2,000.00	2,000.00	.00	.00	.00	2,000.00	.0%
07401420 550300	TRAVEL AND TRAININ	20,500.00	20,500.00	.00	.00	.00	20,500.00	.0%
07401420 562200	CONTRACT SERVICES	6,240.00	6,240.00	.00	.00	.00	6,240.00	.0%
	TOTAL COURTS	38,740.00	38,740.00	3,369.36	.00	3,250.00	32,120.64	17.1%
	TOTAL COUNTY DRUG COURT COURT	.00	.00	-9,499.68	-3,750.37	3,250.00	6,249.68	100.0%
	TOTAL REVENUES	-38,740.00	-38,740.00	-12,869.04	-3,750.37	.00	-25,870.96	
	TOTAL EXPENSES	38,740.00	38,740.00	3,369.36	.00	3,250.00	32,120.64	
075 DISPUTE RESOLUTION								
000 UNDEFINED								
075 438000	ADR FEES	-250,500.00	-250,500.00	-161,918.15	-23,146.35	.00	-88,581.85	64.6%*
075 438100	ADMIN FEES	-23,000.00	-23,000.00	-13,680.00	-650.00	.00	-9,320.00	59.5%*
075 438210	MEDIATION FEES	-43,500.00	-43,500.00	-22,818.87	-1,300.00	.00	-20,681.13	52.5%*
075 438400	TRAINING FEES	-17,000.00	-17,000.00	-3,755.00	.00	.00	-13,245.00	22.1%*
075 438500	ADR FEE OTH COUNTY	-900.00	-900.00	-270.00	-60.00	.00	-630.00	30.0%*
075 470000	INTEREST INCOME	.00	.00	-601.51	-4.91	.00	601.51	100.0%
075 907600	XFER TO USDA-AG-MEDIATI	.00	.00	8,051.58	3,893.28	.00	-8,051.58	100.0%*
	TOTAL UNDEFINED	-334,900.00	-334,900.00	-194,991.95	-21,267.98	.00	-139,908.05	58.2%
075 DISPUTE RESOLUTION								
07507525 500200	APPOINTED OFFICIAL	44,948.00	44,948.00	33,607.62	3,457.56	.00	11,340.38	74.8%
07507525 500600	STAFF EMPLOYEES	120,247.00	120,247.00	93,618.36	7,581.09	.00	26,628.64	77.9%
07507525 500800	TEMPORARY	22,400.00	22,400.00	18,647.09	2,834.63	.00	3,752.91	83.2%

126

11/04/2020 18:16  
RScott

Lubbock County  
BUDGET SUMMARIES REPORT  
ACCOUNT SUMMARY JUNE 2020

P 43  
glytdbud

FOR 2020 09

127

	ORIGINAL APPROP	REVISED BUDGET	YTD ACTUAL	MTD ACTUAL	ENCUMBRANCES	AVAILABLE BUDGET	PCT USED
07507525 510100 FICA	11,631.00	11,631.00	7,469.30	826.35	.00	4,161.70	64.2%
07507525 510200 MEDICARE	2,720.00	2,720.00	1,746.90	193.24	.00	973.10	64.2%
07507525 510300 RETIREMENT	18,353.00	18,353.00	11,783.12	1,327.53	.00	6,569.88	64.2%
07507525 510400 GROUP HEALTH INSUR	28,994.00	28,994.00	16,838.34	960.52	.00	12,155.66	58.1%
07507525 510500 GROUP DENTAL INSUR	1,598.00	1,598.00	825.22	47.23	.00	772.78	51.6%
07507525 510600 LIFE INSURANCE	231.00	231.00	106.62	6.13	.00	124.38	46.2%
07507525 510700 UNEMPLOYMENT INSUR	169.00	169.00	98.89	11.09	.00	70.11	58.5%
07507525 510900 WORKER'S COMPENSAT	507.00	507.00	481.01	37.46	.00	25.99	94.9%
07507525 520100 SUPPLIES/OTH OPER	10,000.00	10,000.00	7,144.07	1,025.63	1,587.60	1,268.33	87.3%
07507525 520500 MARKETING	800.00	800.00	775.48	.00	.00	24.52	96.9%
07507525 522500 POSTAGE	100.00	100.00	.00	.00	.00	100.00	.0%
07507525 522800 LAW BOOKS	1,300.00	1,500.00	1,424.00	.00	76.00	.00	100.0%
07507525 522900 PUBLICATIONS LEGAL	30.00	30.00	.00	.00	.00	30.00	.0%
07507525 540100 COMMUNICATIONS - M	1,800.00	1,800.00	1,047.71	103.74	736.84	15.45	99.1%
07507525 550300 TRAVEL AND TRAININ	13,900.00	13,700.00	4,442.13	245.00	.00	9,257.87	32.4%
07507525 550500 ASSOCIATION DUES	1,300.00	1,300.00	925.00	470.00	.00	375.00	71.2%
07507525 561400 PROFESSIONAL SERVI	3,500.00	3,500.00	1,718.89	17.95	1,690.11	91.00	97.4%
07507525 562200 CONTRACT SERVICES	50,372.00	50,372.00	29,837.87	393.75	.00	20,534.13	59.2%
TOTAL DISPUTE RESOLUTION	334,900.00	334,900.00	232,537.62	19,538.90	4,090.55	98,271.83	70.7%
TOTAL DISPUTE RESOLUTION	.00	.00	37,545.67	-1,729.08	4,090.55	-41,636.22	100.0%
TOTAL REVENUES	-334,900.00	-334,900.00	-203,043.53	-25,161.26	.00	-131,856.47	
TOTAL EXPENSES	334,900.00	334,900.00	240,589.20	23,432.18	4,090.55	90,220.25	
076 USDA AG MEDIATION GRANT							
000 UNDEFINED							
076 422010 FSA-USDA GRANT REVENUE	-300,000.00	-300,000.00	-98,887.96	-39,904.02	.00	-201,112.04	33.0%*
076 438220 PROGRAM INCOME	-1,500.00	-1,500.00	-237.51	-100.00	.00	-1,262.49	15.8%*
076 480000 IN-KIND REVENUE	-118,500.00	-118,500.00	-34,328.97	-13,208.44	.00	-84,171.03	29.0%*
076 807500 XFER FROM DISPUTE RESOL	.00	.00	-8,051.58	-3,893.28	.00	8,051.58	100.0%
TOTAL UNDEFINED	-420,000.00	-420,000.00	-141,506.02	-57,105.74	.00	-278,493.98	33.7%
076 USDA AG MEDIATION GRANT							
07607625 500200 APPOINTED OFFICIAL	40,454.00	40,454.00	29,977.19	3,111.82	.00	10,476.81	74.1%



11/04/2020 18:16  
RScott

Lubbock County  
BUDGET SUMMARIES REPORT  
ACCOUNT SUMMARY JUNE 2020

P 44  
glytdbud

FOR 2020 09

	ORIGINAL APPROP	REVISED BUDGET	YTD ACTUAL	MTD ACTUAL	ENCUMBRANCES	AVAILABLE BUDGET	PCT USED
07607625 500600 STAFF EMPLOYEES	108,135.00	108,135.00	42,566.63	7,020.07	.00	65,568.37	39.4%
07607625 500800 TEMPORARY	4,200.00	4,200.00	1,112.25	.00	.00	3,087.75	26.5%
07607625 510100 FICA	9,473.00	9,473.00	4,352.08	592.44	.00	5,120.92	45.9%
07607625 510200 MEDICARE	2,215.00	2,215.00	1,017.94	138.57	.00	1,197.06	46.0%
07607625 510300 RETIREMENT	16,508.00	16,508.00	7,998.60	1,218.22	.00	8,509.40	48.5%
07607625 510400 GROUP HEALTH INSUR	22,593.00	22,593.00	6,581.50	591.20	.00	16,011.50	29.1%
07607625 510500 GROUP DENTAL INSUR	1,245.00	1,245.00	368.23	32.77	.00	876.77	29.6%
07607625 510600 LIFE INSURANCE	180.00	180.00	49.09	4.49	.00	130.91	27.3%
07607625 510700 UNEMPLOYMENT INSUR	138.00	138.00	57.75	8.11	.00	80.25	41.8%
07607625 510900 WORKER'S COMPENSAT	413.00	413.00	180.02	27.36	.00	232.98	43.6%
07607625 520100 SUPPLIES/OTH OPER	4,246.00	4,246.00	1,548.43	305.00	500.00	2,197.57	48.2%
07607625 522500 POSTAGE	200.00	200.00	61.39	.00	.00	138.61	30.7%
07607625 550300 TRAVEL AND TRAININ	50,000.00	50,000.00	9,673.45	.00	16.33	40,310.22	19.4%
07607625 562200 CONTRACT SERVICES	41,500.00	41,500.00	1,632.50	.00	8,500.00	31,367.50	24.4%
07607625 599000 IN-KIND EXPENSE	118,500.00	118,500.00	34,328.97	13,208.44	.00	84,171.03	29.0%
128 TOTAL USDA AG MEDIATION GRANT	420,000.00	420,000.00	141,506.02	26,258.49	9,016.33	269,477.65	35.8%
TOTAL USDA AG MEDIATION GRANT	.00	.00	.00	-30,847.25	9,016.33	-9,016.33	100.0%
TOTAL REVENUES	-420,000.00	-420,000.00	-141,506.02	-57,105.74	.00	-278,493.98	
TOTAL EXPENSES	420,000.00	420,000.00	141,506.02	26,258.49	9,016.33	269,477.65	
077 DOMESTIC RELATIONS OFFICE							
000 UNDEFINED							
077 438010 DRO FEES LUBBOCK COUNTY	-30,000.00	-30,000.00	-14,808.65	-3,212.60	.00	-15,191.35	49.4%*
077 438100 ADMIN FEES	.00	.00	-150.00	.00	.00	150.00	100.0%
077 438200 SERVICE FEES	-50,000.00	-50,000.00	-26,692.18	-1,861.25	.00	-23,307.82	53.4%*
077 438510 SUPERVISED VISITATION	-13,000.00	-13,000.00	-9,085.00	-300.00	.00	-3,915.00	69.9%*
077 438700 COMMUNITY SUPERVISION	-120,000.00	-120,000.00	-96,963.48	-10,773.24	.00	-23,036.52	80.8%*
TOTAL UNDEFINED	-213,000.00	-213,000.00	-147,699.31	-16,147.09	.00	-65,300.69	69.3%
075 DISPUTE RESOLUTION							
07707525 500200 APPOINTED OFFICIAL	4,495.00	4,495.00	3,492.04	345.76	.00	1,002.96	77.7%
07707525 500600 STAFF EMPLOYEES	83,458.00	83,458.00	60,708.69	5,838.79	.00	22,749.31	72.7%
07707525 500800 TEMPORARY	11,200.00	11,200.00	8,292.50	7.50	.00	2,907.50	74.0%



11/04/2020 18:16  
RScott

Lubbock County  
BUDGET SUMMARIES REPORT  
ACCOUNT SUMMARY JUNE 2020

P 45  
glytdbud

FOR 2020 09

	ORIGINAL APPROP	REVISED BUDGET	YTD ACTUAL	MTD ACTUAL	ENCUMBRANCES	AVAILABLE BUDGET	PCT USED
07707525 500900 PART TIME POSITION	.00	.00	1,645.60	605.60	.00	-1,645.60	100.0%*
07707525 510100 FICA	6,147.00	6,147.00	5,601.00	401.60	.00	546.00	91.1%
07707525 510200 MEDICARE	1,438.00	1,438.00	1,309.85	93.93	.00	128.15	91.1%
07707525 510300 RETIREMENT	9,772.00	9,772.00	9,061.87	759.38	.00	710.13	92.7%
07707525 510400 GROUP HEALTH INSUR	16,192.00	16,192.00	14,790.78	820.70	.00	1,401.22	91.3%
07707525 510500 GROUP DENTAL INSUR	892.00	892.00	794.28	37.84	.00	97.72	89.0%
07707525 510600 LIFE INSURANCE	129.00	129.00	112.21	5.06	.00	16.79	87.0%
07707525 510700 UNEMPLOYMENT INSUR	89.00	89.00	71.27	5.44	.00	17.73	80.1%
07707525 510900 WORKER'S COMPENSAT	268.00	268.00	150.80	18.37	.00	117.20	56.3%
07707525 520100 SUPPLIES/OTH OPER	2,200.00	2,950.00	2,109.49	769.86	675.04	165.47	94.4%
07707525 522800 LAW BOOKS	200.00	200.00	.00	.00	200.00	.00	100.0%
07707525 550300 TRAVEL AND TRAININ	5,000.00	4,250.00	3,214.77	.00	.00	1,035.23	75.6%
07707525 550500 ASSOCIATION DUES	310.00	310.00	160.00	.00	.00	150.00	51.6%
07707525 562200 CONTRACT SERVICES	71,210.00	71,210.00	39,071.77	825.00	.00	32,138.23	54.9%
TOTAL DISPUTE RESOLUTION	213,000.00	213,000.00	150,586.92	10,534.83	875.04	61,538.04	71.1%
TOTAL DOMESTIC RELATIONS OFFIC	.00	.00	2,887.61	-5,612.26	875.04	-3,762.65	100.0%
TOTAL REVENUES	-213,000.00	-213,000.00	-147,699.31	-16,147.09	.00	-65,300.69	
TOTAL EXPENSES	213,000.00	213,000.00	150,586.92	10,534.83	875.04	61,538.04	
079 VENUE HOT & STVR TAX							
000 UNDEFINED							
079 401200 HOT TAX	-2,000,000.00	-2,000,000.00	-1,033,138.74	-80,881.16	.00	-966,861.26	51.7%*
079 401400 HOT TAX PENALTY & INTER	-20,000.00	-20,000.00	-1,070.30	-41.17	.00	-18,929.70	5.4%*
079 401600 SHORT TERM VEHICLE RENT	-500,000.00	-500,000.00	-426,258.53	-32,499.79	.00	-73,741.47	85.3%*
079 401700 STVR PENALTY AND INTERE	-5,000.00	-5,000.00	-186.09	.00	.00	-4,813.91	3.7%*
079 470000 INTEREST INCOME	-5,000.00	-5,000.00	-12,923.04	-1,759.70	.00	7,923.04	258.5%
TOTAL UNDEFINED	-2,530,000.00	-2,530,000.00	-1,473,576.70	-115,181.82	.00	-1,056,423.30	58.2%
001 COMMISSIONERS' COURT							
07900110 561400 PROFESSIONAL SERVI	2,530,000.00	2,530,000.00	5,085.00	.00	1,563.00	2,523,352.00	.3%
TOTAL COMMISSIONERS' COURT	2,530,000.00	2,530,000.00	5,085.00	.00	1,563.00	2,523,352.00	.3%
TOTAL VENUE HOT & STVR TAX	.00	.00	-1,468,491.70	-115,181.82	1,563.00	1,466,928.70	100.0%
TOTAL REVENUES	-2,530,000.00	-2,530,000.00	-1,473,576.70	-115,181.82	.00	-1,056,423.30	
TOTAL EXPENSES	2,530,000.00	2,530,000.00	5,085.00	.00	1,563.00	2,523,352.00	

129

11/04/2020 18:16  
RScott

Lubbock County  
BUDGET SUMMARIES REPORT  
ACCOUNT SUMMARY JUNE 2020

FOR 2020 09

081	LAW LIBRARY	ORIGINAL APPROP	REVISED BUDGET	YTD ACTUAL	MTD ACTUAL	ENCUMBRANCES	AVAILABLE BUDGET	PCT USED
081 LAW LIBRARY								
000 UNDEFINED								
	081 450900 COUNTY CLERK	-67,500.00	-67,500.00	-48,081.66	-6,090.00	.00	-19,418.34	71.2%*
	081 451000 DISTRICT CLERK	-104,700.00	-104,700.00	-64,770.81	-12,380.86	.00	-39,929.19	61.9%*
	081 470000 INTEREST INCOME	.00	.00	-48.81	.00	.00	48.81	100.0%
	081 484601 COPIES-NETWORK PRINTER	-300.00	-300.00	-49.30	-11.40	.00	-250.70	16.4%*
	081 489900 OTHER REVENUE	.00	.00	-256.50	-256.50	.00	256.50	100.0%
	081 801100 XFER FROM GENERAL FUND	-9,353.00	-9,353.00	.00	.00	.00	-9,353.00	.0%*
	TOTAL UNDEFINED	-181,853.00	-181,853.00	-113,207.08	-18,738.76	.00	-68,645.92	62.3%
130	081 LAW LIBRARY							
	08108125 500600 STAFF EMPLOYEES	45,755.00	44,432.00	30,973.17	3,519.68	.00	13,458.83	69.7%
	08108125 500800 TEMPORARY	1,300.00	2,623.00	1,631.50	172.50	.00	991.50	62.2%
	08108125 510100 FICA	2,919.00	2,919.00	2,009.47	226.85	.00	909.53	68.8%
	08108125 510200 MEDICARE	683.00	683.00	469.91	53.05	.00	213.09	68.8%
	08108125 510300 RETIREMENT	5,084.00	5,084.00	3,402.47	423.23	.00	1,681.53	66.9%
	08108125 510400 GROUP HEALTH INSUR	7,531.00	7,531.00	3,740.49	287.73	.00	3,790.51	49.7%
	08108125 510500 GROUP DENTAL INSUR	415.00	415.00	203.97	15.69	.00	211.03	49.1%
	08108125 510600 LIFE INSURANCE	60.00	60.00	29.12	2.24	.00	30.88	48.5%
	08108125 510700 UNEMPLOYMENT INSUR	43.00	43.00	25.38	2.96	.00	17.62	59.0%
	08108125 510900 WORKER'S COMPENSAT	402.00	402.00	276.65	31.01	.00	125.35	68.8%
	08108125 520100 SUPPLIES/OTH OPER	350.00	350.00	252.67	.00	71.01	26.32	92.5%
	08108125 561400 PROFESSIONAL SERVI	18,936.00	19,119.00	14,251.50	1,583.50	4,867.50	.00	100.0%
	08108125 630200 BOOKS AND PERIODIC	98,375.00	98,192.00	79,151.10	8,433.51	19,037.71	3.19	100.0%
	TOTAL LAW LIBRARY	181,853.00	181,853.00	136,417.40	14,751.95	23,976.22	21,459.38	88.2%
	TOTAL LAW LIBRARY	.00	.00	23,210.32	-3,986.81	23,976.22	-47,186.54	100.0%
	TOTAL REVENUES	-181,853.00	-181,853.00	-113,207.08	-18,738.76	.00	-68,645.92	
	TOTAL EXPENSES	181,853.00	181,853.00	136,417.40	14,751.95	23,976.22	21,459.38	
083 ELECTION SERVICES								
000 UNDEFINED								
	083 453000 ELECTION SERVICES CONTR	-769,775.00	-769,775.00	.00	.00	.00	-769,775.00	.0%*



11/04/2020 18:16  
RScott

Lubbock County  
BUDGET SUMMARIES REPORT  
ACCOUNT SUMMARY JUNE 2020

P 47  
glytdbud

FOR 2020 09

083	ELECTION SERVICES	ORIGINAL APPROP	REVISED BUDGET	YTD ACTUAL	MTD ACTUAL	ENCUMBRANCES	AVAILABLE BUDGET	PCT USED
	TOTAL UNDEFINED	-769,775.00	-769,775.00	.00	.00	.00	-769,775.00	.0%
077 ELECTIONS								
	08307770 500600 STAFF EMPLOYEES	42,858.00	42,858.00	3,764.55	.00	.00	39,093.45	8.8%
	08307770 500700 OVERTIME COMPENSAT	45,000.00	45,000.00	6,231.06	.00	.00	38,768.94	13.8%
	08307770 500800 TEMPORARY	20,000.00	20,000.00	.00	.00	.00	20,000.00	.0%
	08307770 510100 FICA	6,687.00	6,687.00	604.48	.00	.00	6,082.52	9.0%
	08307770 510200 MEDICARE	1,564.00	1,564.00	141.37	.00	.00	1,422.63	9.0%
	08307770 510300 RETIREMENT	9,761.00	9,761.00	1,122.02	.00	.00	8,638.98	11.5%
	08307770 510400 GROUP HEALTH INSUR	.00	.00	1,781.64	.00	.00	-1,781.64	100.0%*
	08307770 510500 GROUP DENTAL INSUR	.00	.00	86.93	.00	.00	-86.93	100.0%*
	08307770 510600 LIFE INSURANCE	.00	.00	10.98	.00	.00	-10.98	100.0%*
	08307770 510700 UNEMPLOYMENT INSUR	97.00	97.00	7.90	.00	.00	89.10	8.1%
	08307770 510900 WORKER'S COMPENSAT	291.00	291.00	.00	.00	.00	291.00	.0%
	08307770 520100 SUPPLIES/OTH OPER	27,517.00	27,517.00	.00	.00	.00	27,517.00	.0%
	08307770 522500 POSTAGE	25,000.00	25,000.00	.00	.00	.00	25,000.00	.0%
	08307770 522900 PUBLICATIONS LEGAL	12,500.00	12,500.00	.00	.00	207.10	12,292.90	1.7%
	08307770 530200 VEHICLE OPERATION/	4,500.00	4,500.00	198.92	.00	552.65	3,748.43	16.7%
	08307770 550300 TRAVEL AND TRAININ	10,000.00	10,000.00	506.92	.00	.00	9,493.08	5.1%
	08307770 561400 PROFESSIONAL SERVI	18,000.00	18,000.00	.00	.00	500.00	17,500.00	2.8%
	08307770 562200 CONTRACT SERVICES	510,000.00	510,000.00	202,030.40	3,005.00	129,468.58	178,501.02	65.0%
	08307770 570100 RENTALS AND LEASES	36,000.00	36,000.00	11,184.93	.00	5,037.94	19,777.13	45.1%
	TOTAL ELECTIONS	769,775.00	769,775.00	227,672.10	3,005.00	135,766.27	406,336.63	47.2%
	TOTAL ELECTION SERVICES	.00	.00	227,672.10	3,005.00	135,766.27	-363,438.37	100.0%
	TOTAL REVENUES	-769,775.00	-769,775.00	.00	.00	.00	-769,775.00	
	TOTAL EXPENSES	769,775.00	769,775.00	227,672.10	3,005.00	135,766.27	406,336.63	
085 ELECTION ADMINISTRATION								
000 UNDEFINED								
	085 453000 ELECTION SERVICES CONTR	-67,700.00	-67,700.00	.00	.00	.00	-67,700.00	.0%*
	085 470000 INTEREST INCOME	.00	.00	-1,371.02	-24.39	.00	1,371.02	100.0%
	TOTAL UNDEFINED	-67,700.00	-67,700.00	-1,371.02	-24.39	.00	-66,328.98	2.0%
077 ELECTIONS								

131



11/04/2020 18:16  
RScott

Lubbock County  
BUDGET SUMMARIES REPORT  
ACCOUNT SUMMARY JUNE 2020

P 48  
glytdbud

FOR 2020 09

	ORIGINAL APPROP	REVISED BUDGET	YTD ACTUAL	MTD ACTUAL	ENCUMBRANCES	AVAILABLE BUDGET	PCT USED
08507770 520100 SUPPLIES/OTH OPER	.00	1,000.00	330.76	.00	.00	669.24	33.1%
08507770 523100 NON-CAPITAL EQUIPM	4,000.00	6,000.00	4,021.06	.00	.00	1,978.94	67.0%
08507770 530800 SOFTWARE MAINTENAN	30,000.00	30,000.00	26,268.00	.00	.00	3,732.00	87.6%
08507770 550300 TRAVEL AND TRAININ	27,500.00	27,500.00	1,416.33	.00	.00	26,083.67	5.2%
08507770 608500 CAPITAL OUTLAY-ELE	6,200.00	3,200.00	.00	.00	.00	3,200.00	.0%
TOTAL ELECTIONS	67,700.00	67,700.00	32,036.15	.00	.00	35,663.85	47.3%
TOTAL ELECTION ADMINISTRATION	.00	.00	30,665.13	-24.39	.00	-30,665.13	100.0%
TOTAL REVENUES	-67,700.00	-67,700.00	-1,371.02	-24.39	.00	-66,328.98	
TOTAL EXPENSES	67,700.00	67,700.00	32,036.15	.00	.00	35,663.85	
086 ELECTION EQUIPMENT							
132 000 UNDEFINED							
086 453000 ELECTION SERVICES CONTR	-79,500.00	-79,500.00	.00	.00	.00	-79,500.00	.0%*
086 470000 INTEREST INCOME	.00	.00	-2,914.12	-53.10	.00	2,914.12	100.0%
TOTAL UNDEFINED	-79,500.00	-79,500.00	-2,914.12	-53.10	.00	-76,585.88	3.7%
077 ELECTIONS							
08607770 530100 EQUIPMENT OPER/MAI	79,500.00	79,500.00	79,500.00	.00	.00	.00	100.0%
TOTAL ELECTIONS	79,500.00	79,500.00	79,500.00	.00	.00	.00	100.0%
TOTAL ELECTION EQUIPMENT	.00	.00	76,585.88	-53.10	.00	-76,585.88	100.0%
TOTAL REVENUES	-79,500.00	-79,500.00	-2,914.12	-53.10	.00	-76,585.88	
TOTAL EXPENSES	79,500.00	79,500.00	79,500.00	.00	.00	.00	
089 HISTORICAL CANNON RESTORATION							
000 UNDEFINED							
089 420100 GRANT REVENUE	-6,000.00	-6,000.00	5,000.00	.00	.00	-11,000.00	-83.3%*

11/04/2020 18:16  
RScott

Lubbock County  
BUDGET SUMMARIES REPORT  
ACCOUNT SUMMARY JUNE 2020

FOR 2020 09

089	HISTORICAL CANNON RESTORATION	ORIGINAL APPROP	REVISED BUDGET	YTD ACTUAL	MTD ACTUAL	ENCUMBRANCES	AVAILABLE BUDGET	PCT USED
	089 470000 INTEREST INCOME	.00	.00	-88.94	-1.05	.00	88.94	100.0%
	089 809600 XFER FROM HISTORICAL CO	-5,625.00	-5,625.00	-5,625.00	.00	.00	.00	100.0%
	TOTAL UNDEFINED	-11,625.00	-11,625.00	-713.94	-1.05	.00	-10,911.06	6.1%
001 COMMISSIONERS' COURT								
	08900180 530100 EQUIPMENT OPER/MAI	11,625.00	11,625.00	.00	.00	.00	11,625.00	.0%
	TOTAL COMMISSIONERS' COURT	11,625.00	11,625.00	.00	.00	.00	11,625.00	.0%
	TOTAL HISTORICAL CANNON RESTOR	.00	.00	-713.94	-1.05	.00	713.94	100.0%
	TOTAL REVENUES	-11,625.00	-11,625.00	-713.94	-1.05	.00	-10,911.06	
	TOTAL EXPENSES	11,625.00	11,625.00	.00	.00	.00	11,625.00	
090 DIST CLK RECORDS MGT. AND PRES								
000 UNDEFINED								
	090 431200 DISTRICT CLERK RECORDS	-18,800.00	-18,800.00	-12,658.29	-2,389.72	.00	-6,141.71	67.3%*
	090 470000 INTEREST INCOME	-600.00	-600.00	-767.54	-14.04	.00	167.54	127.9%*
	090 736100 DRAW FROM RESERVES	-25,301.00	-25,301.00	.00	.00	.00	-25,301.00	.0%*
	TOTAL UNDEFINED	-44,701.00	-44,701.00	-13,425.83	-2,403.76	.00	-31,275.17	30.0%
023 DISTRICT CLERK								
	09002320 500800 TEMPORARY	20,600.00	20,600.00	8,812.50	1,050.00	.00	11,787.50	42.8%
	09002320 510100 FICA	1,277.00	1,277.00	546.41	65.11	.00	730.59	42.8%
	09002320 510200 MEDICARE	299.00	299.00	127.78	15.23	.00	171.22	42.7%
	09002320 510700 UNEMPLOYMENT INSUR	19.00	19.00	6.92	.84	.00	12.08	36.4%
	09002320 510900 WORKER'S COMPENSAT	56.00	56.00	23.77	2.83	.00	32.23	42.4%
	09002320 520100 SUPPLIES/OTH OPER	16,450.00	16,450.00	755.96	98.00	15,100.87	593.17	96.4%
	09002320 530100 EQUIPMENT OPER/MAI	5,000.00	5,000.00	1,800.66	.00	.00	3,199.34	36.0%
	09002320 562200 CONTRACT SERVICES	1,000.00	1,000.00	.00	.00	.00	1,000.00	.0%
	TOTAL DISTRICT CLERK	44,701.00	44,701.00	12,074.00	1,232.01	15,100.87	17,526.13	60.8%

133



11/04/2020 18:16  
RScott

Lubbock County  
BUDGET SUMMARIES REPORT  
ACCOUNT SUMMARY JUNE 2020

P 50  
glytdbud

FOR 2020 09

	ORIGINAL APPROP	REVISED BUDGET	YTD ACTUAL	MTD ACTUAL	ENCUMBRANCES	AVAILABLE BUDGET	PCT USED
TOTAL DIST CLK RECORDS MGT. AN	.00	.00	-1,351.83	-1,171.75	15,100.87	-13,749.04	100.0%
TOTAL REVENUES	-44,701.00	-44,701.00	-13,425.83	-2,403.76	.00	-31,275.17	
TOTAL EXPENSES	44,701.00	44,701.00	12,074.00	1,232.01	15,100.87	17,526.13	
091 CTY CLK RECORDS MGT. AND PRES							
000 UNDEFINED							
091 431200 COUNTY CLERK RECORDS MG	-545,725.00	-545,725.00	-400,170.57	-54,934.95	.00	-145,554.43	73.3%*
091 470000 INTEREST INCOME	-40,000.00	-40,000.00	-36,204.47	-682.42	.00	-3,795.53	90.5%*
TOTAL UNDEFINED	-585,725.00	-585,725.00	-436,375.04	-55,617.37	.00	-149,349.96	74.5%
003 COUNTY CLERK							
09100310 500600 STAFF EMPLOYEES	90,236.00	90,236.00	45,523.38	4,741.92	.00	44,712.62	50.4%
09100310 500700 OVERTIME COMPENSAT	1,000.00	1,000.00	.00	.00	.00	1,000.00	.0%
09100310 500900 PART TIME POSITION	37,534.00	37,534.00	520.00	520.00	.00	37,014.00	1.4%
09100310 510100 FICA	7,984.00	7,984.00	2,754.89	320.14	.00	5,229.11	34.5%
09100310 510200 MEDICARE	1,867.00	1,867.00	644.35	74.88	.00	1,222.65	34.5%
09100310 510300 RETIREMENT	14,306.00	14,306.00	5,039.50	628.02	.00	9,266.50	35.2%
09100310 510400 GROUP HEALTH INSUR	15,062.00	15,062.00	5,009.77	272.27	.00	10,052.23	33.3%
09100310 510500 GROUP DENTAL INSUR	830.00	830.00	288.70	15.69	.00	541.30	34.8%
09100310 510600 LIFE INSURANCE	120.00	120.00	82.44	4.48	.00	37.56	68.7%
09100310 510700 UNEMPLOYMENT INSUR	116.00	116.00	35.64	4.22	.00	80.36	30.7%
09100310 510900 WORKER'S COMPENSAT	348.00	348.00	126.47	12.80	.00	221.53	36.3%
09100310 520100 SUPPLIES/OTH OPER	31,550.00	31,550.00	.00	.00	.00	31,550.00	.0%
09100310 530100 EQUIPMENT OPER/MAI	15,000.00	15,000.00	.00	.00	.00	15,000.00	.0%
09100310 561400 PROFESSIONAL SERVI	185,000.00	185,000.00	.00	.00	.00	185,000.00	.0%
09100310 562200 CONTRACT SERVICES	184,772.00	184,772.00	.00	.00	.00	184,772.00	.0%
TOTAL COUNTY CLERK	585,725.00	585,725.00	60,025.14	6,594.42	.00	525,699.86	10.2%
TOTAL CTY CLK RECORDS MGT. AND	.00	.00	-376,349.90	-49,022.95	.00	376,349.90	100.0%
TOTAL REVENUES	-585,725.00	-585,725.00	-436,375.04	-55,617.37	.00	-149,349.96	
TOTAL EXPENSES	585,725.00	585,725.00	60,025.14	6,594.42	.00	525,699.86	
092 CTY RECORDS MGT. AND PRES							
000 UNDEFINED							

134



11/04/2020 18:16  
RScott

Lubbock County  
BUDGET SUMMARIES REPORT  
ACCOUNT SUMMARY JUNE 2020

P 51  
glytdbud

FOR 2020 09

092	CTY RECORDS MGT. AND PRES	ORIGINAL APPROP	REVISED BUDGET	YTD ACTUAL	MTD ACTUAL	ENCUMBRANCES	AVAILABLE BUDGET	PCT USED
092 431400	COUNTY RECORDS MGT. & P	-58,000.00	-58,000.00	-33,401.33	-6,519.33	.00	-24,598.67	57.6%*
092 470000	INTEREST INCOME	-6,000.00	-6,000.00	-4,512.14	-72.32	.00	-1,487.86	75.2%*
092 736100	DRAW FROM RESERVES	-268,948.00	-268,948.00	.00	.00	.00	-268,948.00	.0%*
	TOTAL UNDEFINED	-332,948.00	-332,948.00	-37,913.47	-6,591.65	.00	-295,034.53	11.4%
001 COMMISSIONERS' COURT								
09200110	500600 STAFF EMPLOYEES	52,000.00	52,000.00	39,756.88	4,000.00	.00	12,243.12	76.5%
09200110	510100 FICA	3,224.00	3,224.00	2,277.00	235.43	.00	947.00	70.6%
09200110	510200 MEDICARE	754.00	754.00	532.58	55.06	.00	221.42	70.6%
09200110	510300 RETIREMENT	5,777.00	5,777.00	4,345.27	481.00	.00	1,431.73	75.2%
09200110	510400 GROUP HEALTH INSUR	7,531.00	7,531.00	7,621.95	448.35	.00	-90.95	101.2%*
09200110	510500 GROUP DENTAL INSUR	415.00	415.00	302.09	17.77	.00	112.91	72.8%
09200110	510600 LIFE INSURANCE	60.00	60.00	38.08	2.24	.00	21.92	63.5%
09200110	510700 UNEMPLOYMENT INSUR	47.00	47.00	30.63	3.20	.00	16.37	65.2%
09200110	510900 WORKER'S COMPENSAT	140.00	140.00	171.46	33.60	.00	-31.46	122.5%*
09200110	520100 SUPPLIES/OTH OPER	10,000.00	10,000.00	.00	.00	.00	10,000.00	.0%
09200110	550300 TRAVEL AND TRAININ	3,000.00	3,000.00	.00	.00	.00	3,000.00	.0%
09200110	610000 BUILDINGS	250,000.00	250,000.00	47,732.37	47,732.37	.00	202,267.63	19.1%
	TOTAL COMMISSIONERS' COURT	332,948.00	332,948.00	102,808.31	53,009.02	.00	230,139.69	30.9%
	TOTAL CTY RECORDS MGT. AND PRE	.00	.00	64,894.84	46,417.37	.00	-64,894.84	100.0%
	TOTAL REVENUES	-332,948.00	-332,948.00	-37,913.47	-6,591.65	.00	-295,034.53	
	TOTAL EXPENSES	332,948.00	332,948.00	102,808.31	53,009.02	.00	230,139.69	
093 COURTHOUSE SECURITY								
000 UNDEFINED								
093 431510	COURTHOUSE SECURITY FEE	-110,000.00	-110,000.00	-72,521.60	-12,946.47	.00	-37,478.40	65.9%*
093 470000	INTEREST INCOME	.00	.00	-127.56	-1.52	.00	127.56	100.0%
	TOTAL UNDEFINED	-110,000.00	-110,000.00	-72,649.16	-12,947.99	.00	-37,350.84	66.0%
046 SHERIFF								
09304630	500600 STAFF EMPLOYEES	64,194.00	64,194.00	49,003.66	5,081.70	.00	15,190.34	76.3%

135

11/04/2020 18:16  
RScott

Lubbock County  
BUDGET SUMMARIES REPORT  
ACCOUNT SUMMARY JUNE 2020

P 52  
glytdbud

FOR 2020 09

	ORIGINAL APPROP	REVISED BUDGET	YTD ACTUAL	MTD ACTUAL	ENCUMBRANCES	AVAILABLE BUDGET	PCT USED
09304630 500700 OVERTIME COMPENSAT	3,000.00	3,000.00	.00	.00	.00	3,000.00	.0%
09304630 501300 LONGEVITY	1,180.00	1,180.00	414.86	34.30	.00	765.14	35.2%
09304630 510100 FICA	4,078.00	4,078.00	3,007.20	302.09	.00	1,070.80	73.7%
09304630 510200 MEDICARE	954.00	954.00	703.29	70.66	.00	250.71	73.7%
09304630 510300 RETIREMENT	6,946.00	6,946.00	5,513.42	614.92	.00	1,432.58	79.4%
09304630 510400 GROUP HEALTH INSUR	11,071.00	11,071.00	7,538.38	414.34	.00	3,532.62	68.1%
09304630 510500 GROUP DENTAL INSUR	610.00	610.00	425.50	25.44	.00	184.50	69.8%
09304630 510600 LIFE INSURANCE	88.00	88.00	55.11	3.23	.00	32.89	62.6%
09304630 510700 UNEMPLOYMENT INSUR	59.00	59.00	39.15	4.08	.00	19.85	66.4%
09304630 510900 WORKER'S COMPENSAT	2,776.00	2,776.00	4,089.04	.00	.00	-1,313.04	147.3%*
09304630 520100 SUPPLIES/OTH OPER	4,200.00	4,200.00	744.01	-71.15	470.48	2,985.51	28.9%
09304630 522400 UNIFORMS	5,844.00	5,844.00	4,491.60	.00	8.45	1,343.95	77.0%
09304630 550300 TRAVEL AND TRAININ	5,000.00	5,000.00	700.00	.00	.00	4,300.00	14.0%
TOTAL SHERIFF	110,000.00	110,000.00	76,725.22	6,479.61	478.93	32,795.85	70.2%
TOTAL COURTHOUSE SECURITY	.00	.00	4,076.06	-6,468.38	478.93	-4,554.99	100.0%
TOTAL REVENUES	-110,000.00	-110,000.00	-72,649.16	-12,947.99	.00	-37,350.84	
TOTAL EXPENSES	110,000.00	110,000.00	76,725.22	6,479.61	478.93	32,795.85	
094 COURT RECORD PRESERVATION							
000 UNDEFINED							
094 430500 COUNTY CLERK COURT RECO	-20,000.00	-20,000.00	-14,020.19	-1,770.00	.00	-5,979.81	70.1%*
094 432600 DISTRICT CLERK COURT RE	-28,000.00	-28,000.00	-18,955.40	-3,624.14	.00	-9,044.60	67.7%*
094 470000 INTEREST INCOME	-2,500.00	-2,500.00	-2,311.81	-44.39	.00	-188.19	92.5%*
TOTAL UNDEFINED	-50,500.00	-50,500.00	-35,287.40	-5,438.53	.00	-15,212.60	69.9%
001 COMMISSIONERS' COURT							
09400110 520200 SUPPLIES/OTH OPER	10,000.00	10,000.00	183.51	.00	316.49	9,500.00	5.0%
09400110 520300 SUPPLIES/OTH OPER	10,000.00	10,000.00	.00	.00	.00	10,000.00	.0%
09400110 523600 NON-CAPITAL EQUIP	5,000.00	5,000.00	.00	.00	.00	5,000.00	.0%
09400110 530400 EQUIPMENT OPER/MAI	5,500.00	5,500.00	.00	.00	.00	5,500.00	.0%
09400110 562500 CONTRACT SERVICES	20,000.00	20,000.00	.00	.00	20,000.00	.00	100.0%
TOTAL COMMISSIONERS' COURT	50,500.00	50,500.00	183.51	.00	20,316.49	30,000.00	40.6%

136



11/04/2020 18:16  
RScott

Lubbock County  
BUDGET SUMMARIES REPORT  
ACCOUNT SUMMARY JUNE 2020

P 53  
glytdbud

FOR 2020 09

	ORIGINAL APPROP	REVISED BUDGET	YTD ACTUAL	MTD ACTUAL	ENCUMBRANCES	AVAILABLE BUDGET	PCT USED
TOTAL COURT RECORD PRESERVATIO	.00	.00	-35,103.89	-5,438.53	20,316.49	14,787.40	100.0%
TOTAL REVENUES	-50,500.00	-50,500.00	-35,287.40	-5,438.53	.00	-15,212.60	
TOTAL EXPENSES	50,500.00	50,500.00	183.51	.00	20,316.49	30,000.00	
095 LOCAL TRUANCY PREVENT & DIVERS							
000 UNDEFINED							
<u>095 435500 TRUANCY PREVENTION</u>	.00	.00	-4,162.73	-3,352.78	.00	4,162.73	100.0%
TOTAL UNDEFINED	.00	.00	-4,162.73	-3,352.78	.00	4,162.73	100.0%
TOTAL LOCAL TRUANCY PREVENT &	.00	.00	-4,162.73	-3,352.78	.00	4,162.73	100.0%
TOTAL REVENUES	.00	.00	-4,162.73	-3,352.78	.00	4,162.73	
096 HISTORICAL COMMISSION							
000 UNDEFINED							
<u>096 470000 INTEREST INCOME</u>	-100.00	-100.00	-46.10	-.82	.00	-53.90	46.1%*
<u>096 472000 ROYALTIES &amp; DONATIONS</u>	-500.00	-500.00	.00	.00	1,000.00	-1,500.00	-200.0%*
<u>096 736100 DRAW FROM RESERVES</u>	-4,075.00	-4,075.00	.00	.00	.00	-4,075.00	.0%*
<u>096 801100 XFER FROM GENERAL FUND</u>	-8,100.00	-8,100.00	.00	.00	.00	-8,100.00	.0%*
<u>096 908900 XFER TO HISTORICAL CANN</u>	5,625.00	5,625.00	5,625.00	.00	.00	.00	100.0%
TOTAL UNDEFINED	-7,150.00	-7,150.00	5,578.90	-.82	1,000.00	-13,728.90	-92.0%
001 COMMISSIONERS' COURT							
<u>09600110 520100 SUPPLIES/OTH OPER</u>	2,500.00	2,500.00	395.17	.00	.00	2,104.83	15.8%
<u>09600110 523100 NON-CAPITAL EQUIPM</u>	3,950.00	3,950.00	.00	.00	.00	3,950.00	.0%
<u>09600110 550300 TRAVEL AND TRAININ</u>	700.00	700.00	577.83	.00	.00	122.17	82.5%
TOTAL COMMISSIONERS' COURT	7,150.00	7,150.00	973.00	.00	.00	6,177.00	13.6%
TOTAL HISTORICAL COMMISSION	.00	.00	6,551.90	-.82	1,000.00	-7,551.90	100.0%
TOTAL REVENUES	-12,775.00	-12,775.00	-46.10	-.82	1,000.00	-13,728.90	
TOTAL EXPENSES	12,775.00	12,775.00	6,598.00	.00	.00	6,177.00	

137



11/04/2020 18:16  
RScott

Lubbock County  
BUDGET SUMMARIES REPORT  
ACCOUNT SUMMARY JUNE 2020

P 54  
glytdbud

FOR 2020 09

	ORIGINAL APPROP	REVISED BUDGET	YTD ACTUAL	MTD ACTUAL	ENCUMBRANCES	AVAILABLE BUDGET	PCT USED
097 CHILD ABUSE PREVENTION							
097 CHILD ABUSE PREVENTION							
000 UNDEFINED							
097 430100 CO CHILD ABUSE PREVENTI	-400.00	-400.00	-257.37	-7.61	.00	-142.63	64.3%*
097 470000 INTEREST INCOME	-25.00	-25.00	-34.39	-.63	.00	9.39	137.6%
TOTAL UNDEFINED	-425.00	-425.00	-291.76	-8.24	.00	-133.24	68.6%
001 COMMISSIONERS' COURT							
09700110 561400 PROFESSIONAL SERVI	425.00	425.00	.00	.00	.00	425.00	.0%
TOTAL COMMISSIONERS' COURT	425.00	425.00	.00	.00	.00	425.00	.0%
TOTAL CHILD ABUSE PREVENTION	.00	.00	-291.76	-8.24	.00	291.76	100.0%
TOTAL REVENUES	-425.00	-425.00	-291.76	-8.24	.00	-133.24	
TOTAL EXPENSES	425.00	425.00	.00	.00	.00	425.00	
098 JUSTICE COURT TECHNOLOGY							
000 UNDEFINED							
098 430120 JUDICIAL TECH FUND FEE-	-7,500.00	-7,500.00	-4,366.57	-713.80	.00	-3,133.43	58.2%*
098 430210 JUDICIAL TECH FUND FEE-	-6,000.00	-6,000.00	-1,559.35	-488.29	.00	-4,440.65	26.0%*
098 430310 JUDICIAL TECH FUND FEE-	-3,000.00	-3,000.00	-1,419.78	-307.94	.00	-1,580.22	47.3%*
098 430400 JUDICIAL TECH FUND FEE-	-9,500.00	-9,500.00	-5,507.57	-1,571.75	.00	-3,992.43	58.0%*
098 470000 INTEREST INCOME	-5,000.00	-5,000.00	-3,045.37	-56.07	.00	-1,954.63	60.9%*
098 736100 DRAW FROM RESERVES	-85,900.00	-85,900.00	.00	.00	.00	-85,900.00	.0%*
TOTAL UNDEFINED	-116,900.00	-116,900.00	-15,898.64	-3,137.85	.00	-101,001.36	13.6%
039 JUDICIAL							
09803920 520107 SUPPLIES JP2	7,500.00	7,500.00	.00	.00	146.26	7,353.74	2.0%

138

11/04/2020 18:16  
RScott

Lubbock County  
BUDGET SUMMARIES REPORT  
ACCOUNT SUMMARY JUNE 2020

P 55  
glytdbud

FOR 2020 09

	ORIGINAL APPROP	REVISED BUDGET	YTD ACTUAL	MTD ACTUAL	ENCUMBRANCES	AVAILABLE BUDGET	PCT USED
09803920 520150 SUPPLIES JP1	4,400.00	4,400.00	.00	.00	.00	4,400.00	.0%
09803920 520310 SUPPLIES JP3	7,000.00	7,000.00	694.87	.00	741.21	5,563.92	20.5%
09803920 520400 SUPPLIES JP4	4,500.00	4,500.00	.00	.00	.00	4,500.00	.0%
09803920 523170 NON-CAPITAL EQUIP	4,500.00	4,500.00	.00	.00	1,392.55	3,107.45	30.9%
09803920 523210 NON-CAPITAL EQUIP	7,500.00	7,500.00	.00	.00	.00	7,500.00	.0%
09803920 523300 NON-CAPITAL EQUIP	4,000.00	4,000.00	.00	.00	.00	4,000.00	.0%
09803920 523400 NON-CAPITAL EQUIP	11,500.00	11,500.00	.00	.00	.00	11,500.00	.0%
09803920 524100 NON-CAP SOFTWARE J	4,500.00	4,500.00	.00	.00	.00	4,500.00	.0%
09803920 524300 NON-CAP SOFTWARE J	3,000.00	3,000.00	.00	.00	.00	3,000.00	.0%
09803920 524400 NON-CAP SOFTWARE J	4,500.00	4,500.00	.00	.00	.00	4,500.00	.0%
09803920 540100 COMMUNICATIONS - M	3,000.00	3,000.00	807.09	134.03	2,192.82	.09	100.0%
09803920 540300 COMMUNICATIONS - M	2,000.00	2,000.00	381.10	148.00	118.90	1,500.00	25.0%
09803920 540400 COMMUNICATIONS - M	1,500.00	1,500.00	.00	.00	.00	1,500.00	.0%
09803920 550101 TRAVEL & TRAINING	1,500.00	1,500.00	.00	.00	.00	1,500.00	.0%
09803920 550200 TRAVEL & TRAINING	5,000.00	5,000.00	.00	.00	.00	5,000.00	.0%
09803920 550304 TRAVEL & TRAINING	7,000.00	7,000.00	315.00	.00	.00	6,685.00	4.5%
09803920 550402 TRAVEL & TRAINING	4,000.00	4,000.00	.00	.00	.00	4,000.00	.0%
09803920 563100 PROFESSIONAL SERVI	20,000.00	20,000.00	.00	.00	.00	20,000.00	.0%
09803920 563310 PROFESSIONAL SERVI	10,000.00	10,000.00	.00	.00	.00	10,000.00	.0%
TOTAL JUDICIAL	116,900.00	116,900.00	2,198.06	282.03	4,591.74	110,110.20	5.8%
TOTAL JUSTICE COURT TECHNOLOGY	.00	.00	-13,700.58	-2,855.82	4,591.74	9,108.84	100.0%
TOTAL REVENUES	-116,900.00	-116,900.00	-15,898.64	-3,137.85	.00	-101,001.36	
TOTAL EXPENSES	116,900.00	116,900.00	2,198.06	282.03	4,591.74	110,110.20	
099 CTY/DIST COURT TECHNOLOGY							
000 UNDEFINED							
099 430510 COUNTY COURT TECHNOLOGY	-3,300.00	-3,300.00	-582.34	-19.93	.00	-2,717.66	17.6%*
099 432610 DISTRICT COURT TECHNOLO	-2,800.00	-2,800.00	-1,707.90	-518.86	.00	-1,092.10	61.0%*
099 470000 INTEREST INCOME	-750.00	-750.00	-708.15	-13.02	.00	-41.85	94.4%*
TOTAL UNDEFINED	-6,850.00	-6,850.00	-2,998.39	-551.81	.00	-3,851.61	43.8%
001 COMMISSIONERS' COURT							
09900110 520100 SUPPLIES/OTH OPER	3,000.00	3,000.00	.00	.00	.00	3,000.00	.0%

139

11/04/2020 18:16  
RScott

Lubbock County  
BUDGET SUMMARIES REPORT  
ACCOUNT SUMMARY JUNE 2020

P 56  
glytdbud

FOR 2020 09

	ORIGINAL APPROP	REVISED BUDGET	YTD ACTUAL	MTD ACTUAL	ENCUMBRANCES	AVAILABLE BUDGET	PCT USED
09900110 523000 NON-CAPITAL SOFTWA	2,560.00	2,560.00	.00	.00	.00	2,560.00	.0%
09900110 523200 NON-CAPITAL EQUIP	1,290.00	1,290.00	.00	.00	.00	1,290.00	.0%
TOTAL COMMISSIONERS' COURT	6,850.00	6,850.00	.00	.00	.00	6,850.00	.0%
TOTAL CTY/DIST COURT TECHNOLOG	.00	.00	-2,998.39	-551.81	.00	2,998.39	100.0%
TOTAL REVENUES	-6,850.00	-6,850.00	-2,998.39	-551.81	.00	-3,851.61	
TOTAL EXPENSES	6,850.00	6,850.00	.00	.00	.00	6,850.00	
102 DIST COURT RECORDS TECHNOLOGY							
000 UNDEFINED							
140 102 437310 DISTRICT COURT RECORDS	-32,000.00	-32,000.00	-22,511.67	-4,357.30	.00	-9,488.33	70.3%*
102 470000 INTEREST INCOME	-1,500.00	-1,500.00	-1,277.50	-24.89	.00	-222.50	85.2%*
102 736100 DRAW FROM RESERVES	-68,100.00	-68,100.00	.00	.00	.00	-68,100.00	.0%*
TOTAL UNDEFINED	-101,600.00	-101,600.00	-23,789.17	-4,382.19	.00	-77,810.83	23.4%
023 DISTRICT CLERK							
10202320 530100 EQUIPMENT OPER/MAI	1,600.00	1,600.00	350.00	.00	.00	1,250.00	21.9%
10202320 562200 CONTRACT SERVICES	100,000.00	100,000.00	.00	.00	47,764.45	52,235.55	47.8%
TOTAL DISTRICT CLERK	101,600.00	101,600.00	350.00	.00	47,764.45	53,485.55	47.4%
TOTAL DIST COURT RECORDS TECHN	.00	.00	-23,439.17	-4,382.19	47,764.45	-24,325.28	100.0%
TOTAL REVENUES	-101,600.00	-101,600.00	-23,789.17	-4,382.19	.00	-77,810.83	
TOTAL EXPENSES	101,600.00	101,600.00	350.00	.00	47,764.45	53,485.55	
103 COUNTY CLERK RECORDS ARCHIVES							
000 UNDEFINED							
103 437300 COUNTY CLERK RECORDS AR	-550,000.00	-550,000.00	-398,050.00	-54,850.00	.00	-151,950.00	72.4%*
103 470000 INTEREST INCOME	-30,000.00	-30,000.00	-30,487.48	-581.26	.00	487.48	101.6%



11/04/2020 18:16  
RScott

Lubbock County  
BUDGET SUMMARIES REPORT  
ACCOUNT SUMMARY JUNE 2020

P 57  
glytdbud

FOR 2020 09

103	COUNTY CLERK RECORDS ARCHIVES	ORIGINAL APPROP	REVISED BUDGET	YTD ACTUAL	MTD ACTUAL	ENCUMBRANCES	AVAILABLE BUDGET	PCT USED
	<u>103 736100 DRAW FROM RESERVES</u>	-885,000.00	-885,000.00	.00	.00	.00	-885,000.00	.0%*
	TOTAL UNDEFINED	-1,465,000.00	-1,465,000.00	-428,537.48	-55,431.26	.00	-1,036,462.52	29.3%
003 COUNTY CLERK								
	<u>10300310 561400 PROFESSIONAL SERVI</u>	765,000.00	1,036,961.00	.00	.00	981,903.13	55,057.87	94.7%
	<u>10300310 562200 CONTRACT SERVICES</u>	700,000.00	428,039.00	21,248.50	.00	21,757.20	385,033.30	10.0%
	TOTAL COUNTY CLERK	1,465,000.00	1,465,000.00	21,248.50	.00	1,003,660.33	440,091.17	70.0%
	TOTAL COUNTY CLERK RECORDS ARC	.00	.00	-407,288.98	-55,431.26	1,003,660.33	-596,371.35	100.0%
	TOTAL REVENUES	-1,465,000.00	-1,465,000.00	-428,537.48	-55,431.26	.00	-1,036,462.52	
	TOTAL EXPENSES	1,465,000.00	1,465,000.00	21,248.50	.00	1,003,660.33	440,091.17	
141	105 COMMUNITY/ECONOMIC DEV PRG							
000 UNDEFINED								
	<u>105 420300 STATE GRANT REVENUE</u>	-16,000.00	-16,000.00	-248,115.98	.00	.00	232,115.98	1550.7%
	<u>105 470000 INTEREST INCOME</u>	.00	.00	-2,418.94	-40.69	.00	2,418.94	100.0%
	<u>105 801100 XFER FROM GENERAL FUND</u>	-123,423.00	-123,423.00	.00	.00	.00	-123,423.00	.0%*
	TOTAL UNDEFINED	-139,423.00	-139,423.00	-250,534.92	-40.69	.00	111,111.92	179.7%
002 COUNTY JUDGE								
	<u>10500210 561400 PROFESSIONAL SERVI</u>	139,423.00	139,423.00	21,100.00	1,100.00	.00	118,323.00	15.1%
	TOTAL COUNTY JUDGE	139,423.00	139,423.00	21,100.00	1,100.00	.00	118,323.00	15.1%
	TOTAL COMMUNITY/ECONOMIC DEV P	.00	.00	-229,434.92	1,059.31	.00	229,434.92	100.0%
	TOTAL REVENUES	-139,423.00	-139,423.00	-250,534.92	-40.69	.00	111,111.92	
	TOTAL EXPENSES	139,423.00	139,423.00	21,100.00	1,100.00	.00	118,323.00	
113 REGIONAL PUBLIC DEFENDER GRANT								
000 UNDEFINED								

11/04/2020 18:16  
RScott

Lubbock County  
BUDGET SUMMARIES REPORT  
ACCOUNT SUMMARY JUNE 2020

P 58  
glytdbud

FOR 2020 09

113	REGIONAL PUBLIC DEFENDER GRANT	ORIGINAL APPROP	REVISED BUDGET	YTD ACTUAL	MTD ACTUAL	ENCUMBRANCES	AVAILABLE BUDGET	PCT USED
113 420100	GRANT REVENUE	-4,220,000.00	-4,221,036.00	-2,692,355.87	-971,890.46	.00	-1,528,680.13	63.8%*
113 426000	INTER LOCAL	-1,977,871.00	-2,007,404.00	-1,934,941.99	-8,646.00	.00	-72,462.01	96.4%*
113 470000	INTEREST INCOME	.00	.00	-18,787.55	-337.59	.00	18,787.55	100.0%
113 801100	XFER FROM GENERAL FUND	-103,114.00	-103,114.00	-103,114.00	.00	.00	.00	100.0%
	TOTAL UNDEFINED	-6,300,985.00	-6,331,554.00	-4,749,199.41	-980,874.05	.00	-1,582,354.59	75.0%
113 REGIONAL PUBLIC DEFENDER								
11311320 500200	APPOINTED OFFICIAL	1,861,699.00	2,263,821.00	1,109,591.03	12,813.92	.00	1,154,229.97	49.0%
11311320 500600	STAFF EMPLOYEES	1,464,185.00	1,780,411.00	1,546,428.57	279,106.73	.00	233,982.43	86.9%
11311320 500700	OVERTIME COMPENSAT	.00	34.00	52.78	.00	.00	-18.78	155.2%*
11311320 510100	FICA	206,205.00	206,205.00	156,249.92	17,539.32	.00	49,955.08	75.8%
11311320 510200	MEDICARE	48,225.00	48,225.00	36,779.91	4,101.93	.00	11,445.09	76.3%
11311320 510300	RETIREMENT	369,506.00	369,506.00	290,779.61	35,120.41	.00	78,726.39	78.7%
11311320 510400	GROUP HEALTH INSUR	414,205.00	492,442.00	226,987.78	12,960.88	.00	265,454.22	46.1%
11311320 510500	GROUP DENTAL INSUR	22,825.00	22,825.00	14,199.22	778.99	.00	8,625.78	62.2%
11311320 510600	LIFE INSURANCE	3,300.00	3,300.00	1,826.68	103.04	.00	1,473.32	55.4%
11311320 510700	UNEMPLOYMENT INSUR	2,993.00	2,993.00	2,054.13	233.54	.00	938.87	68.6%
11311320 510900	WORKER'S COMPENSAT	8,980.00	8,980.00	7,234.27	726.70	.00	1,745.73	80.6%
11311320 520100	SUPPLIES/OTH OPER	252,960.00	226,000.00	183,250.66	19,526.38	42,633.15	116.19	99.9%
11311320 523100	NON-CAPITAL EQUIPM	15,000.00	25,000.00	3,134.21	.00	.00	21,865.79	12.5%
11311320 550300	TRAVEL AND TRAININ	510,000.00	500,000.00	198,484.60	4,876.88	66,594.81	234,920.59	53.0%
11311320 561400	PROFESSIONAL SERVI	302,578.00	300,312.00	225,234.00	25,026.00	.00	75,078.00	75.0%
11311320 562200	CONTRACT SERVICES	74,850.00	81,500.00	36,246.43	2,054.30	25,614.75	19,638.82	75.9%
11311320 599900	OTHER CHARGES	743,474.00	.00	.00	.00	.00	.00	.0%
	TOTAL REGIONAL PUBLIC DEFENDER	6,300,985.00	6,331,554.00	4,038,533.80	414,969.02	134,842.71	2,158,177.49	65.9%
	TOTAL REGIONAL PUBLIC DEFENDER	.00	.00	-710,665.61	-565,905.03	134,842.71	575,822.90	100.0%
	TOTAL REVENUES	-6,300,985.00	-6,331,554.00	-4,749,199.41	-980,874.05	.00	-1,582,354.59	
	TOTAL EXPENSES	6,300,985.00	6,331,554.00	4,038,533.80	414,969.02	134,842.71	2,158,177.49	
122 SHERIFF CONTRABAND								
000 UNDEFINED								
122 461200	FORFEIT ASSETS - DEA	-100,000.00	-100,000.00	-108,843.98	.00	.00	8,843.98	108.8%

142



11/04/2020 18:16  
RScott

Lubbock County  
BUDGET SUMMARIES REPORT  
ACCOUNT SUMMARY JUNE 2020

P 59  
glytdbud

FOR 2020 09

	ORIGINAL APPROP	REVISED BUDGET	YTD ACTUAL	MTD ACTUAL	ENCUMBRANCES	AVAILABLE BUDGET	PCT USED
122 SHERIFF CONTRABAND							
122 461400 FORFEITED FUNDS-CRIMINA	-250,000.00	-250,000.00	-56,174.41	-8,337.00	.00	-193,825.59	22.5%*
122 470000 INTEREST INCOME	-3,500.00	-3,500.00	-3,433.93	-82.89	.00	-66.07	98.1%*
122 489900 OTHER REVENUE	-10,000.00	-10,000.00	-47,796.50	.00	.00	37,796.50	478.0%
TOTAL UNDEFINED	-363,500.00	-363,500.00	-216,248.82	-8,419.89	.00	-147,251.18	59.5%
046 SHERIFF							
12204630 520100 SUPPLIES/OTH OPER	43,000.00	43,000.00	35,934.65	.00	.00	7,065.35	83.6%
12204630 523100 NON-CAPITAL EQUIPM	15,000.00	15,000.00	.00	.00	.00	15,000.00	.0%
12204630 550300 TRAVEL AND TRAININ	15,000.00	15,000.00	1,000.00	.00	.00	14,000.00	6.7%
12204630 590600 INVESTIGATIVE EXPE	50,000.00	50,000.00	17,708.86	.00	.00	32,291.14	35.4%
12204630 594400 DRUG PREVENTION PR	2,000.00	2,000.00	859.06	.00	.00	1,140.94	43.0%
12204630 599900 OTHER CHARGES	138,500.00	138,500.00	35,209.15	2,501.10	.00	103,290.85	25.4%
12204630 640700 OTHER EQUIPMENT	100,000.00	100,000.00	40,178.00	.00	.00	59,822.00	40.2%
143 TOTAL SHERIFF	363,500.00	363,500.00	130,889.72	2,501.10	.00	232,610.28	36.0%
TOTAL SHERIFF CONTRABAND	.00	.00	-85,359.10	-5,918.79	.00	85,359.10	100.0%
TOTAL REVENUES	-363,500.00	-363,500.00	-216,248.82	-8,419.89	.00	-147,251.18	
TOTAL EXPENSES	363,500.00	363,500.00	130,889.72	2,501.10	.00	232,610.28	
124 INMATE SUPPLY							
000 UNDEFINED							
124 470000 INTEREST INCOME	-17,000.00	-17,000.00	-27,585.03	-3,829.10	.00	10,585.03	162.3%
124 484300 CONCESSION COMMISSIONS	-830,000.00	-830,000.00	-803,660.54	-89,689.88	.00	-26,339.46	96.8%*
124 489900 OTHER REVENUE	.00	.00	-37,397.70	-75.96	.00	37,397.70	100.0%
TOTAL UNDEFINED	-847,000.00	-847,000.00	-868,643.27	-93,594.94	.00	21,643.27	102.6%
047 DETENTION CENTER							
12404730 520100 SUPPLIES/OTH OPER	60,000.00	60,000.00	52,102.99	2,387.01	.00	7,897.01	86.8%
12404730 522600 INMATE SUPPLIES	40,000.00	40,000.00	30,322.50	5,113.95	.00	9,677.50	75.8%
12404730 523000 NON-CAPITAL SOFTWA	35,000.00	35,000.00	34,072.40	500.00	.00	927.60	97.3%



11/04/2020 18:16  
RScott

Lubbock County  
BUDGET SUMMARIES REPORT  
ACCOUNT SUMMARY JUNE 2020

P 60  
glytdbud

FOR 2020 09

	ORIGINAL APPROP	REVISED BUDGET	YTD ACTUAL	MTD ACTUAL	ENCUMBRANCES	AVAILABLE BUDGET	PCT USED
12404730 523100 NON-CAPITAL EQUIPM	30,000.00	30,000.00	8,145.00	.00	.00	21,855.00	27.2%
12404730 530800 SOFTWARE MAINTENAN	22,000.00	22,000.00	.00	.00	.00	22,000.00	.0%
12404730 562200 CONTRACT SERVICES	650,000.00	650,000.00	368,683.39	.00	.00	281,316.61	56.7%
12404730 664700 CAPITAL OUTLAY-JAI	10,000.00	10,000.00	.00	.00	.00	10,000.00	.0%
TOTAL DETENTION CENTER	847,000.00	847,000.00	493,326.28	8,000.96	.00	353,673.72	58.2%
TOTAL INMATE SUPPLY	.00	.00	-375,316.99	-85,593.98	.00	375,316.99	100.0%
TOTAL REVENUES	-847,000.00	-847,000.00	-868,643.27	-93,594.94	.00	21,643.27	
TOTAL EXPENSES	847,000.00	847,000.00	493,326.28	8,000.96	.00	353,673.72	
126 VINE GRANT							
000 UNDEFINED							
144 126 420370 STATE REVENUE	-27,716.00	-30,171.00	-22,627.68	.00	.00	-7,543.32	75.0%*
TOTAL UNDEFINED	-27,716.00	-30,171.00	-22,627.68	.00	.00	-7,543.32	75.0%
046 SHERIFF							
12604630 520100 SUPPLIES/OTH OPER	27,716.00	30,171.00	15,085.12	.00	15,085.12	.76	100.0%
TOTAL SHERIFF	27,716.00	30,171.00	15,085.12	.00	15,085.12	.76	100.0%
TOTAL VINE GRANT	.00	.00	-7,542.56	.00	15,085.12	-7,542.56	100.0%
TOTAL REVENUES	-27,716.00	-30,171.00	-22,627.68	.00	.00	-7,543.32	
TOTAL EXPENSES	27,716.00	30,171.00	15,085.12	.00	15,085.12	.76	
128 HOMELAND SECURITY GRANT							
000 UNDEFINED							
128 423000 2014 HSGP HOMELAND SECU	-182,927.00	-247,885.00	-81,853.90	-9,358.00	.00	-166,031.10	33.0%*
TOTAL UNDEFINED	-182,927.00	-247,885.00	-81,853.90	-9,358.00	.00	-166,031.10	33.0%
046 SHERIFF							

11/04/2020 18:16  
RScott

Lubbock County  
BUDGET SUMMARIES REPORT  
ACCOUNT SUMMARY JUNE 2020

P 61  
glytdbud

FOR 2020 09

	ORIGINAL APPROP	REVISED BUDGET	YTD ACTUAL	MTD ACTUAL	ENCUMBRANCES	AVAILABLE BUDGET	PCT USED
<u>12804630 523130 HSGP-NON CAPITAL E</u>	26,956.00	34,740.00	26,701.20	.00	8,019.81	18.99	99.9%
<u>12804630 664600 CAPITAL OUTLAY-SHE</u>	155,971.00	213,145.00	55,152.70	.00	.00	157,992.30	25.9%
TOTAL SHERIFF	182,927.00	247,885.00	81,853.90	.00	8,019.81	158,011.29	36.3%
TOTAL HOMELAND SECURITY GRANT	.00	.00	.00	-9,358.00	8,019.81	-8,019.81	100.0%
TOTAL REVENUES	-182,927.00	-247,885.00	-81,853.90	-9,358.00	.00	-166,031.10	
TOTAL EXPENSES	182,927.00	247,885.00	81,853.90	.00	8,019.81	158,011.29	
142 LEOSE SHERIFF							
000 UNDEFINED							
<u>142 424700 LEOSE REVENUE</u>	-119,188.00	-119,188.00	-23,242.90	.00	.00	-95,945.10	19.5%*
<u>142 470000 INTEREST INCOME</u>	-1,500.00	-1,500.00	-1,299.46	-24.98	.00	-200.54	86.6%*
TOTAL UNDEFINED	-120,688.00	-120,688.00	-24,542.36	-24.98	.00	-96,145.64	20.3%
046 SHERIFF							
<u>14204630 550300 TRAVEL AND TRAININ</u>	25,000.00	25,000.00	9,634.46	.00	.00	15,365.54	38.5%
<u>14204630 664600 CAPITAL OUTLAY-SHE</u>	95,688.00	95,688.00	.00	.00	.00	95,688.00	.0%
TOTAL SHERIFF	120,688.00	120,688.00	9,634.46	.00	.00	111,053.54	8.0%
TOTAL LEOSE SHERIFF	.00	.00	-14,907.90	-24.98	.00	14,907.90	100.0%
TOTAL REVENUES	-120,688.00	-120,688.00	-24,542.36	-24.98	.00	-96,145.64	
TOTAL EXPENSES	120,688.00	120,688.00	9,634.46	.00	.00	111,053.54	
145 SHERIFF COMMISSARY SALARY							
000 UNDEFINED							
<u>145 424500 COMMISSARY SALARY REIME</u>	-597,418.00	-597,418.00	-368,683.39	.00	.00	-228,734.61	61.7%*
TOTAL UNDEFINED	-597,418.00	-597,418.00	-368,683.39	.00	.00	-228,734.61	61.7%

11/04/2020 18:16  
RScott

Lubbock County  
BUDGET SUMMARIES REPORT  
ACCOUNT SUMMARY JUNE 2020

P 62  
glytdbud

FOR 2020 09

	ORIGINAL APPROP	REVISED BUDGET	YTD ACTUAL	MTD ACTUAL	ENCUMBRANCES	AVAILABLE BUDGET	PCT USED
047 DETENTION CENTER							
14504730 500600 STAFF EMPLOYEES	433,567.00	433,567.00	304,190.74	33,028.75	.00	129,376.26	70.2%
14504730 500700 OVERTIME COMPENSAT	.00	.00	18.93	.00	.00	-18.93	100.0%*
14504730 510100 FICA	26,881.00	26,881.00	17,637.93	1,954.05	.00	9,243.07	65.6%
14504730 510200 MEDICARE	6,287.00	6,287.00	4,124.91	457.00	.00	2,162.09	65.6%
14504730 510300 RETIREMENT	48,169.00	48,169.00	33,311.62	3,971.65	.00	14,857.38	69.2%
14504730 510400 GROUP HEALTH INSUR	60,248.00	60,248.00	48,024.87	2,757.04	.00	12,223.13	79.7%
14504730 510500 GROUP DENTAL INSUR	3,320.00	3,320.00	2,297.58	134.85	.00	1,022.42	69.2%
14504730 510600 LIFE INSURANCE	480.00	480.00	308.70	17.92	.00	171.30	64.3%
14504730 510700 UNEMPLOYMENT INSUR	390.00	390.00	235.49	26.44	.00	154.51	60.4%
14504730 510900 WORKER'S COMPENSAT	18,076.00	18,076.00	9,747.45	1,393.82	.00	8,328.55	53.9%
TOTAL DETENTION CENTER	597,418.00	597,418.00	419,898.22	43,741.52	.00	177,519.78	70.3%
TOTAL SHERIFF COMMISSARY SALAR	.00	.00	51,214.83	43,741.52	.00	-51,214.83	100.0%
TOTAL REVENUES	-597,418.00	-597,418.00	-368,683.39	.00	.00	-228,734.61	
TOTAL EXPENSES	597,418.00	597,418.00	419,898.22	43,741.52	.00	177,519.78	
146 LECD EMER COMMUNICATION GRANT							
000 UNDEFINED							
146 420410 GRANT REVENUE LECD	.00	-8,525.00	.00	.00	.00	-8,525.00	.0%*
TOTAL UNDEFINED	.00	-8,525.00	.00	.00	.00	-8,525.00	.0%
046 SHERIFF							
14604630 520100 SUPPLIES/OTH OPER	.00	8,525.00	1,615.50	.00	6,688.80	220.70	97.4%
TOTAL SHERIFF	.00	8,525.00	1,615.50	.00	6,688.80	220.70	97.4%
TOTAL LECD EMER COMMUNICATION	.00	.00	1,615.50	.00	6,688.80	-8,304.30	100.0%
TOTAL REVENUES	.00	-8,525.00	.00	.00	.00	-8,525.00	
TOTAL EXPENSES	.00	8,525.00	1,615.50	.00	6,688.80	220.70	
148 MAT RE-ENTRY PROGRAM							
000 UNDEFINED							

146



11/04/2020 18:16  
RScott

Lubbock County  
BUDGET SUMMARIES REPORT  
ACCOUNT SUMMARY JUNE 2020

FOR 2020 09

	ORIGINAL APPROP	REVISED BUDGET	YTD ACTUAL	MTD ACTUAL	ENCUMBRANCES	AVAILABLE BUDGET	PCT USED
148 MAT RE-ENTRY PROGRAM							
<u>148 420100 GRANT REVENUE</u>	.00	-219,984.00	.00	.00	.00	-219,984.00	.0%*
TOTAL UNDEFINED	.00	-219,984.00	.00	.00	.00	-219,984.00	.0%
046 SHERIFF							
14804630 500600 STAFF EMPLOYEES	.00	67,784.00	.00	.00	.00	67,784.00	.0%
14804630 510100 FICA	.00	4,533.00	.00	.00	.00	4,533.00	.0%
14804630 510200 MEDICARE	.00	1,392.00	.00	.00	.00	1,392.00	.0%
14804630 510300 RETIREMENT	.00	3,829.00	.00	.00	.00	3,829.00	.0%
14804630 510400 GROUP HEALTH INSUR	.00	1,701.00	.00	.00	.00	1,701.00	.0%
14804630 510500 GROUP DENTAL INSUR	.00	99.00	.00	.00	.00	99.00	.0%
14804630 510600 LIFE INSURANCE	.00	13.00	.00	.00	.00	13.00	.0%
14804630 510700 UNEMPLOYMENT INSUR	.00	72.00	.00	.00	.00	72.00	.0%
14804630 510900 WORKER'S COMPENSAT	.00	500.00	.00	.00	.00	500.00	.0%
14804630 520000 TREATMENT MATERIAL	.00	97,152.00	.00	.00	.00	97,152.00	.0%
14804630 520100 SUPPLIES/OTH OPER	.00	5,589.00	.00	.00	.00	5,589.00	.0%
14804630 523000 NON-CAPITAL SOFTWA	.00	8,400.00	.00	.00	.00	8,400.00	.0%
14804630 561400 PROFESSIONAL SERVI	.00	17,400.00	.00	.00	.00	17,400.00	.0%
14804630 562200 CONTRACT SERVICES	.00	11,520.00	.00	.00	.00	11,520.00	.0%
TOTAL SHERIFF	.00	219,984.00	.00	.00	.00	219,984.00	.0%
TOTAL MAT RE-ENTRY PROGRAM	.00	.00	.00	.00	.00	.00	.0%
TOTAL REVENUES	.00	-219,984.00	.00	.00	.00	-219,984.00	
TOTAL EXPENSES	.00	219,984.00	.00	.00	.00	219,984.00	
150 TAG GRANT							
000 UNDEFINED							
<u>150 420100 GRANT REVENUE</u>	-811,356.00	-811,356.00	-432,537.35	-92,176.18	.00	-378,818.65	53.3%*
TOTAL UNDEFINED	-811,356.00	-811,356.00	-432,537.35	-92,176.18	.00	-378,818.65	53.3%
046 SHERIFF							
<u>15004630 500600 STAFF EMPLOYEES</u>	177,750.00	187,260.00	117,968.40	15,134.72	.00	69,291.60	63.0%

147

11/04/2020 18:16  
RScott

Lubbock County  
BUDGET SUMMARIES REPORT  
ACCOUNT SUMMARY JUNE 2020

FOR 2020 09

148

	ORIGINAL APPROP	REVISED BUDGET	YTD ACTUAL	MTD ACTUAL	ENCUMBRANCES	AVAILABLE BUDGET	PCT USED
15004630 500700 OVERTIME COMPENSAT	15,372.00	15,372.00	1,709.32	230.05	.00	13,662.68	11.1%
15004630 510100 FICA	11,974.00	12,564.00	7,088.73	930.15	.00	5,475.27	56.4%
15004630 510200 MEDICARE	2,803.00	2,941.00	1,657.77	217.53	.00	1,283.23	56.4%
15004630 510300 RETIREMENT	20,452.00	21,569.00	13,108.89	1,808.40	.00	8,460.11	60.8%
15004630 510400 GROUP HEALTH INSUR	22,593.00	22,384.00	13,176.26	720.62	.00	9,207.74	58.9%
15004630 510500 GROUP DENTAL INSUR	1,245.00	1,234.00	622.17	33.46	.00	611.83	50.4%
15004630 510600 LIFE INSURANCE	180.00	178.00	83.78	4.48	.00	94.22	47.1%
15004630 510700 UNEMPLOYMENT INSUR	174.00	183.00	92.62	12.29	.00	90.38	50.6%
15004630 510900 WORKER'S COMPENSAT	7,549.00	7,950.00	8,017.48	.00	.00	-67.48	100.8%*
15004630 520000 PROJECT SUPPLIES	5,700.00	5,700.00	4,896.00	.00	.00	804.00	85.9%
15004630 520100 SUPPLIES/OTH OPER	75,867.00	73,036.00	14,542.65	513.90	13,599.84	44,893.51	38.5%
15004630 523000 NON-CAPITAL SOFTWA	7,500.00	7,500.00	.00	.00	.00	7,500.00	.0%
15004630 523100 NON-CAPITAL EQUIPM	17,490.00	34,187.00	16,201.80	16,201.80	.00	17,985.20	47.4%
15004630 540100 COMMUNICATIONS - M	51,137.00	51,137.00	35,945.25	2,882.08	9,742.53	5,449.22	89.3%
15004630 540600 UTILITIES	14,261.00	14,261.00	6,654.45	79.19	399.69	7,206.86	49.5%
15004630 550300 TRAVEL AND TRAININ	78,127.00	52,261.00	13,418.09	214.00	375.00	38,467.91	26.4%
15004630 561400 PROFESSIONAL SERVI	26,473.00	26,930.00	10,917.26	1,221.49	5,383.65	10,629.09	60.5%
15004630 570200 BUILDING RENTAL	136,467.00	136,467.00	109,954.93	11,044.50	21,738.68	4,773.39	96.5%
15004630 580100 INSURANCE AND BOND	4,900.00	4,900.00	.00	.00	.00	4,900.00	.0%
15004630 590600 INVESTIGATIVE EXPE	37,300.00	37,300.00	883.20	.00	3,708.80	32,708.00	12.3%
15004630 664600 CAPITAL OUTLAY-SHE	96,042.00	96,042.00	55,598.30	.00	6,760.00	33,683.70	64.9%
TOTAL SHERIFF	811,356.00	811,356.00	432,537.35	51,248.66	61,708.19	317,110.46	60.9%
TOTAL TAG GRANT	.00	.00	.00	-40,927.52	61,708.19	-61,708.19	100.0%
TOTAL REVENUES	-811,356.00	-811,356.00	-432,537.35	-92,176.18	.00	-378,818.65	
TOTAL EXPENSES	811,356.00	811,356.00	432,537.35	51,248.66	61,708.19	317,110.46	
152 JMHCP GRANT							
000 UNDEFINED							
152 420100 GRANT REVENUE	-136,830.00	-134,327.00	-30,060.33	.00	.00	-104,266.67	22.4%*
152 480000 IN-KIND REVENUE	-95,825.00	-91,966.00	-3,654.26	-589.07	.00	-88,311.74	4.0%*
TOTAL UNDEFINED	-232,655.00	-226,293.00	-33,714.59	-589.07	.00	-192,578.41	14.9%
046 SHERIFF							
15204630 500800 TEMPORARY	2,867.00	4,108.00	.00	.00	.00	4,108.00	.0%



11/04/2020 18:16  
RScott

Lubbock County  
BUDGET SUMMARIES REPORT  
ACCOUNT SUMMARY JUNE 2020

P 65  
glytdbud

FOR 2020 09

	ORIGINAL APPROP	REVISED BUDGET	YTD ACTUAL	MTD ACTUAL	ENCUMBRANCES	AVAILABLE BUDGET	PCT USED
15204630 510100 FICA	178.00	255.00	.00	.00	.00	255.00	.0%
15204630 510200 MEDICARE	41.00	59.00	.00	.00	.00	59.00	.0%
15204630 510300 RETIREMENT	317.00	317.00	.00	.00	.00	317.00	.0%
15204630 510700 UNEMPLOYMENT INSUR	5.00	6.00	.00	.00	.00	6.00	.0%
15204630 510900 WORKER'S COMPENSAT	126.00	173.00	.00	.00	.00	173.00	.0%
15204630 520100 SUPPLIES/OTH OPER	6,985.00	11,450.00	.00	.00	.00	11,450.00	.0%
15204630 550300 TRAVEL AND TRAININ	6,655.00	6,662.00	.00	.00	.00	6,662.00	.0%
15204630 561400 PROFESSIONAL SERVI	25,779.00	23,252.00	5,359.98	.00	.00	17,892.02	23.1%
15204630 562200 CONTRACT SERVICES	93,877.00	88,045.00	24,700.35	.00	13,368.41	49,976.24	43.2%
15204630 599000 IN-KIND EXPENSE	95,825.00	91,966.00	3,654.26	589.07	.00	88,311.74	4.0%
TOTAL SHERIFF	232,655.00	226,293.00	33,714.59	589.07	13,368.41	179,210.00	20.8%
TOTAL JMHCP GRANT	.00	.00	.00	.00	13,368.41	-13,368.41	100.0%
TOTAL REVENUES	-232,655.00	-226,293.00	-33,714.59	-589.07	.00	-192,578.41	
TOTAL EXPENSES	232,655.00	226,293.00	33,714.59	589.07	13,368.41	179,210.00	
149 161 CDA BUSINESS CRIMES							
000 UNDEFINED							
161 434200 BAD CHECK COLLECTION FE	-60,000.00	-60,000.00	-38,987.22	-3,565.45	.00	-21,012.78	65.0%*
161 470000 INTEREST INCOME	-380.00	-380.00	-426.61	-13.84	.00	46.61	112.3%*
161 481500 OTHER REFUNDS/REIMBURSE	-38,005.00	-38,005.00	-30,161.30	.00	.00	-7,843.70	79.4%*
161 489900 OTHER REVENUE	-10,115.00	-10,115.00	-954.18	.00	.00	-9,160.82	9.4%*
TOTAL UNDEFINED	-108,500.00	-108,500.00	-70,529.31	-3,579.29	.00	-37,970.69	65.0%
040 DISTRICT ATTORNEY							
16104025 520100 SUPPLIES/OTH OPER	50,000.00	50,000.00	16,588.61	545.09	.00	33,411.39	33.2%
16104025 530100 EQUIPMENT OPER/MAI	2,500.00	2,500.00	412.00	.00	.00	2,088.00	16.5%
16104025 530200 VEHICLE OPERATION/	2,500.00	2,500.00	136.70	.00	.00	2,363.30	5.5%
16104025 550300 TRAVEL AND TRAININ	25,000.00	25,000.00	11,465.87	500.00	.00	13,534.13	45.9%
16104025 550410 PERIODICALS	500.00	500.00	331.13	.00	.00	168.87	66.2%
16104025 550500 ASSOCIATION DUES	3,000.00	3,000.00	996.00	.00	.00	2,004.00	33.2%
16104025 560800 WITNESS/INTERPRETE	25,000.00	25,000.00	5,434.52	-285.78	.00	19,565.48	21.7%
TOTAL DISTRICT ATTORNEY	108,500.00	108,500.00	35,364.83	759.31	.00	73,135.17	32.6%



11/04/2020 18:16  
RScott

Lubbock County  
BUDGET SUMMARIES REPORT  
ACCOUNT SUMMARY JUNE 2020

P 66  
glytdbud

FOR 2020 09

	ORIGINAL APPROP	REVISED BUDGET	YTD ACTUAL	MTD ACTUAL	ENCUMBRANCES	AVAILABLE BUDGET	PCT USED
TOTAL CDA BUSINESS CRIMES	.00	.00	-35,164.48	-2,819.98	.00	35,164.48	100.0%
TOTAL REVENUES	-108,500.00	-108,500.00	-70,529.31	-3,579.29	.00	-37,970.69	
TOTAL EXPENSES	108,500.00	108,500.00	35,364.83	759.31	.00	73,135.17	
163 CDA CONTRABAND							
000 UNDEFINED							
<u>163 470000 INTEREST INCOME</u>	-500.00	-500.00	-617.50	-16.25	.00	117.50	123.5%
<u>163 489900 OTHER REVENUE</u>	-76,000.00	-76,000.00	-72,319.88	-2,501.10	.00	-3,680.12	95.2%*
TOTAL UNDEFINED	-76,500.00	-76,500.00	-72,937.38	-2,517.35	.00	-3,562.62	95.3%
150 040 DISTRICT ATTORNEY							
<u>16304025 599900 OTHER CHARGES</u>	76,500.00	76,500.00	56,978.16	3,288.08	.00	19,521.84	74.5%
TOTAL DISTRICT ATTORNEY	76,500.00	76,500.00	56,978.16	3,288.08	.00	19,521.84	74.5%
TOTAL CDA CONTRABAND	.00	.00	-15,959.22	770.73	.00	15,959.22	100.0%
TOTAL REVENUES	-76,500.00	-76,500.00	-72,937.38	-2,517.35	.00	-3,562.62	
TOTAL EXPENSES	76,500.00	76,500.00	56,978.16	3,288.08	.00	19,521.84	
164 CDA SPATTF GRANT							
000 UNDEFINED							
<u>164 420300 STATE GRANT REVENUE</u>	-404,523.00	-404,523.00	-253,746.33	.00	.00	-150,776.67	62.7%*
<u>164 420400 SPATTF REVENUE-FEDERAL</u>	.00	.00	-3,151.95	.00	.00	3,151.95	100.0%
<u>164 470010 INTEREST INCOME-PROGRAM</u>	.00	.00	-7,618.18	-8.80	.00	7,618.18	100.0%
<u>164 470100 INTEREST INCOME-FEDERAL</u>	.00	.00	-1,808.51	-1.18	.00	1,808.51	100.0%
<u>164 480000 IN-KIND REVENUE</u>	-177,217.00	-177,217.00	-127,356.78	-14,117.42	.00	-49,860.22	71.9%*
<u>164 480520 SPATTF PROGRAM INCOME</u>	.00	.00	-30,993.54	.00	.00	30,993.54	100.0%
<u>164 801100 XFER FROM GENERAL FUND</u>	-142,232.00	-142,232.00	-86,576.21	.00	.00	-55,655.79	60.9%*
TOTAL UNDEFINED	-723,972.00	-723,972.00	-511,251.50	-14,127.40	.00	-212,720.50	70.6%
040 DISTRICT ATTORNEY							

11/04/2020 18:16  
RScott

Lubbock County  
BUDGET SUMMARIES REPORT  
ACCOUNT SUMMARY JUNE 2020

P 67  
glytdbud

FOR 2020 09

	ORIGINAL APPROP	REVISED BUDGET	YTD ACTUAL	MTD ACTUAL	ENCUMBRANCES	AVAILABLE BUDGET	PCT USED
16404025 500600 STAFF EMPLOYEES	351,832.00	351,832.00	261,588.63	26,963.20	.00	90,243.37	74.4%
16404025 500700 OVERTIME COMPENSAT	300.00	300.00	.00	.00	.00	300.00	.0%
16404025 510100 FICA	22,536.00	22,536.00	15,407.21	1,605.05	.00	7,128.79	68.4%
16404025 510200 MEDICARE	5,300.00	5,300.00	3,603.29	375.37	.00	1,696.71	68.0%
16404025 510300 RETIREMENT	38,200.00	38,200.00	28,652.68	3,242.22	.00	9,547.32	75.0%
16404025 510400 GROUP HEALTH INSUR	39,870.00	39,870.00	28,154.76	1,530.15	.00	11,715.24	70.6%
16404025 510500 GROUP DENTAL INSUR	2,750.00	2,750.00	2,004.32	108.93	.00	745.68	72.9%
16404025 510600 LIFE INSURANCE	380.00	380.00	247.32	13.44	.00	132.68	65.1%
16404025 510700 UNEMPLOYMENT INSUR	260.00	260.00	202.37	21.58	.00	57.63	77.8%
16404025 510900 WORKER'S COMPENSAT	15,500.00	15,500.00	8,717.73	72.80	.00	6,782.27	56.2%
16404025 520100 SUPPLIES/OTH OPER	124,127.00	124,127.00	70,679.98	7,359.51	26,255.60	27,191.42	78.1%
16404025 550300 TRAVEL AND TRAININ	9,000.00	9,000.00	5,047.18	190.68	.00	3,952.82	56.1%
16404025 562200 CONTRACT SERVICES	113,917.00	113,917.00	79,581.78	8,842.42	.00	34,335.22	69.9%
TOTAL DISTRICT ATTORNEY	723,972.00	723,972.00	503,887.25	50,325.35	26,255.60	193,829.15	73.2%
TOTAL CDA SPATTF GRANT	.00	.00	-7,364.25	36,197.95	26,255.60	-18,891.35	100.0%
TOTAL REVENUES	-723,972.00	-723,972.00	-511,251.50	-14,127.40	.00	-212,720.50	
TOTAL EXPENSES	723,972.00	723,972.00	503,887.25	50,325.35	26,255.60	193,829.15	
166 CDA JAG GRANT							
000 UNDEFINED							
166 422510 FEDERAL GRANT REVENUE-J	-90,885.00	-90,885.00	-78,464.36	.00	.00	-12,420.64	86.3%*
166 422700 FEDERAL GRANT REVENUE-J	-80,918.00	-80,918.00	-57,167.63	.00	.00	-23,750.37	70.6%*
166 422800 FEDERAL GRANT REVENUE-J	.00	-93,957.00	-93,957.00	.00	.00	.00	100.0%
166 470020 INTEREST REVENUE JAG19	.00	.00	-37.38	-21.10	.00	37.38	100.0%
166 470300 INTEREST REVENUE-JAG18	.00	.00	-1,565.06	-17.97	.00	1,565.06	100.0%
166 470900 INTEREST REVENUE JAG17	.00	.00	-876.77	-10.72	.00	876.77	100.0%
TOTAL UNDEFINED	-171,803.00	-265,760.00	-232,068.20	-49.79	.00	-33,691.80	87.3%
040 DISTRICT ATTORNEY							
16604025 599500 OTHER CHARGES-JAG1	.00	93,957.00	.00	.00	.00	93,957.00	.0%
16604025 599600 OTHER CHARGES-JAG1	70,885.00	70,885.00	.00	.00	.00	70,885.00	.0%
16604025 599920 OTHER CHARGES-JAG1	80,918.00	80,918.00	27,552.00	18,186.60	5,806.39	47,559.61	41.2%

151



11/04/2020 18:16  
RScott

Lubbock County  
BUDGET SUMMARIES REPORT  
ACCOUNT SUMMARY JUNE 2020

P 68  
glytdbud

FOR 2020 09

	ORIGINAL APPROP	REVISED BUDGET	YTD ACTUAL	MTD ACTUAL	ENCUMBRANCES	AVAILABLE BUDGET	PCT USED
<u>16604025 640610 CAPITAL EQUIPMENT-</u>	20,000.00	20,000.00	.00	.00	.00	20,000.00	.0%
TOTAL DISTRICT ATTORNEY	171,803.00	265,760.00	27,552.00	18,186.60	5,806.39	232,401.61	12.6%
TOTAL CDA JAG GRANT	.00	.00	-204,516.20	18,136.81	5,806.39	198,709.81	100.0%
TOTAL REVENUES	-171,803.00	-265,760.00	-232,068.20	-49.79	.00	-33,691.80	
TOTAL EXPENSES	171,803.00	265,760.00	27,552.00	18,186.60	5,806.39	232,401.61	
168 CDA Border Prosecution Unit							
000 UNDEFINED							
<u>168 420100 GRANT REVENUE</u>	.00	-127,500.00	-270.59	-270.59	.00	-127,229.41	.2%*
TOTAL UNDEFINED	.00	-127,500.00	-270.59	-270.59	.00	-127,229.41	.2%
040 DISTRICT ATTORNEY							
<u>16804025 500600 STAFF EMPLOYEES</u>	.00	98,199.00	.00	.00	.00	98,199.00	.0%
<u>16804025 510100 FICA</u>	.00	6,088.00	.00	.00	.00	6,088.00	.0%
<u>16804025 510200 MEDICARE</u>	.00	1,424.00	.00	.00	.00	1,424.00	.0%
<u>16804025 510300 RETIREMENT</u>	.00	10,400.00	.00	.00	.00	10,400.00	.0%
<u>16804025 510400 GROUP HEALTH INSUR</u>	.00	8,058.00	.00	.00	.00	8,058.00	.0%
<u>16804025 510500 GROUP DENTAL INSUR</u>	.00	444.00	.00	.00	.00	444.00	.0%
<u>16804025 510600 LIFE INSURANCE</u>	.00	32.00	.00	.00	.00	32.00	.0%
<u>16804025 510700 UNEMPLOYMENT INSUR</u>	.00	90.00	.00	.00	.00	90.00	.0%
<u>16804025 510900 WORKER'S COMPENSAT</u>	.00	265.00	.00	.00	.00	265.00	.0%
<u>16804025 520100 SUPPLIES/OTH OPER</u>	.00	1,000.00	270.59	270.59	.00	729.41	27.1%
<u>16804025 550300 TRAVEL AND TRAININ</u>	.00	1,500.00	.00	.00	.00	1,500.00	.0%
TOTAL DISTRICT ATTORNEY	.00	127,500.00	270.59	270.59	.00	127,229.41	.2%
TOTAL CDA Border Prosecution U	.00	.00	.00	.00	.00	.00	.0%
TOTAL REVENUES	.00	-127,500.00	-270.59	-270.59	.00	-127,229.41	
TOTAL EXPENSES	.00	127,500.00	270.59	270.59	.00	127,229.41	
171 CDA VOCA VICTIM ADV PROJECT							
000 UNDEFINED							
<u>171 420300 STATE GRANT REVENUE</u>	-216,946.00	-216,946.00	-71,596.44	-20,323.79	.00	-145,349.56	33.0%*

152



11/04/2020 18:16  
RScott

Lubbock County  
BUDGET SUMMARIES REPORT  
ACCOUNT SUMMARY JUNE 2020

P 69  
glytddb

FOR 2020 09

		ORIGINAL APPROP	REVISED BUDGET	YTD ACTUAL	MTD ACTUAL	ENCUMBRANCES	AVAILABLE BUDGET	PCT USED
171	CDA VOCA VICTIM ADV PROJECT							
	<u>171 801100 XFER FROM GENERAL FUND</u>	-54,236.00	-54,236.00	-17,899.08	-5,080.92	.00	-36,336.92	33.0%*
	TOTAL UNDEFINED	-271,182.00	-271,182.00	-89,495.52	-25,404.71	.00	-181,686.48	33.0%
040 DISTRICT ATTORNEY								
	<u>17104025 500600 STAFF EMPLOYEES</u>	191,580.00	191,580.00	65,682.95	7,384.64	.00	125,897.05	34.3%
	<u>17104025 510100 FICA</u>	11,878.00	11,878.00	3,937.23	449.04	.00	7,940.77	33.1%
	<u>17104025 510200 MEDICARE</u>	2,778.00	2,778.00	920.79	105.01	.00	1,857.21	33.1%
	<u>17104025 510300 RETIREMENT</u>	20,288.00	20,288.00	7,212.72	885.44	.00	13,075.28	35.6%
	<u>17104025 510400 GROUP HEALTH INSUR</u>	30,124.00	30,124.00	11,036.69	825.00	.00	19,087.31	36.6%
	<u>17104025 510500 GROUP DENTAL INSUR</u>	1,660.00	1,660.00	422.30	35.23	.00	1,237.70	25.4%
	<u>17104025 510600 LIFE INSURANCE</u>	120.00	120.00	50.18	4.48	.00	69.82	41.8%
	<u>17104025 510700 UNEMPLOYMENT INSUR</u>	172.00	172.00	51.20	5.92	.00	120.80	29.8%
	<u>17104025 510900 WORKER'S COMPENSAT</u>	582.00	582.00	183.99	19.92	.00	398.01	31.6%
	<u>17104025 550300 TRAVEL AND TRAININ</u>	12,000.00	12,000.00	.00	.00	.00	12,000.00	.0%
	TOTAL DISTRICT ATTORNEY	271,182.00	271,182.00	89,498.05	9,714.68	.00	181,683.95	33.0%
	TOTAL CDA VOCA VICTIM ADV PROJ	.00	.00	2.53	-15,690.03	.00	-2.53	100.0%
	TOTAL REVENUES	-271,182.00	-271,182.00	-89,495.52	-25,404.71	.00	-181,686.48	
	TOTAL EXPENSES	271,182.00	271,182.00	89,498.05	9,714.68	.00	181,683.95	
201 GEN OB REFUNDING BOND SRS 2016								
000 UNDEFINED								
	<u>201 400100 CURRENT AD VALOREM TAXE</u>	-6,345,030.00	-6,345,030.00	-6,250,812.36	-36,539.68	.00	-94,217.64	98.5%*
	<u>201 400400 PEN &amp; INT - CURRENT LEV</u>	-26,014.00	-26,014.00	-25,189.93	-5,193.10	.00	-824.07	96.8%*
	<u>201 400500 DELIQ TAXES - PRIOR YEA</u>	-38,705.00	-38,705.00	-37,779.36	-1,764.19	.00	-925.64	97.6%*
	<u>201 400600 PEN &amp; INT - PRIOR YEARS</u>	-19,669.00	-19,669.00	-17,479.20	-1,635.92	.00	-2,189.80	88.9%*
	<u>201 470000 INTEREST INCOME</u>	-30,000.00	-30,000.00	-31,043.22	-432.53	.00	1,043.22	103.5%
	TOTAL UNDEFINED	-6,459,418.00	-6,459,418.00	-6,362,304.07	-45,565.42	.00	-97,113.93	98.5%
200 DEBT SERVICE								
	<u>20120092 566100 DEBT SERVICE - PRI</u>	4,815,000.00	4,815,000.00	4,815,000.00	.00	.00	.00	100.0%

153

11/04/2020 18:16  
RScott

Lubbock County  
BUDGET SUMMARIES REPORT  
ACCOUNT SUMMARY JUNE 2020

P 70  
glytdbud

FOR 2020 09

	ORIGINAL APPROP	REVISED BUDGET	YTD ACTUAL	MTD ACTUAL	ENCUMBRANCES	AVAILABLE BUDGET	PCT USED
<u>20120092 566200 DEBT SERVICE - INT</u>	1,644,418.00	1,644,418.00	520,193.00	.00	.00	1,124,225.00	31.6%
TOTAL DEBT SERVICE	6,459,418.00	6,459,418.00	5,335,193.00	.00	.00	1,124,225.00	82.6%
TOTAL GEN OB REFUNDING BOND SR	.00	.00	-1,027,111.07	-45,565.42	.00	1,027,111.07	100.0%
TOTAL REVENUES	-6,459,418.00	-6,459,418.00	-6,362,304.07	-45,565.42	.00	-97,113.93	
TOTAL EXPENSES	6,459,418.00	6,459,418.00	5,335,193.00	.00	.00	1,124,225.00	
202 UNLIMITED TAX ROAD BONDS 2019							
000 UNDEFINED							
<u>202 400100 CURRENT AD VALOREM TAXE</u>	-394,415.00	-394,415.00	-388,558.00	-2,271.34	.00	-5,857.00	98.5%*
<u>202 400400 PEN &amp; INT - CURRENT LEV</u>	-1,617.00	-1,617.00	-1,565.86	-322.81	.00	-51.14	96.8%*
<u>202 400500 DELIQ TAXES - PRIOR YEA</u>	-2,406.00	-2,406.00	.00	.00	.00	-2,406.00	.0%*
<u>202 400600 PEN &amp; INT - PRIOR YEARS</u>	-1,221.00	-1,221.00	.00	.00	.00	-1,221.00	.0%*
<u>202 470000 INTEREST INCOME</u>	-1,000.00	-1,000.00	-1,427.73	-21.13	.00	427.73	142.8%
TOTAL UNDEFINED	-400,659.00	-400,659.00	-391,551.59	-2,615.28	.00	-9,107.41	97.7%
200 DEBT SERVICE							
<u>20220092 566100 DEBT SERVICE - PRI</u>	210,000.00	210,000.00	210,000.00	.00	.00	.00	100.0%
<u>20220092 566200 DEBT SERVICE - INT</u>	190,659.00	190,659.00	62,385.88	.00	.00	128,273.12	32.7%
TOTAL DEBT SERVICE	400,659.00	400,659.00	272,385.88	.00	.00	128,273.12	68.0%
TOTAL UNLIMITED TAX ROAD BONDS	.00	.00	-119,165.71	-2,615.28	.00	119,165.71	100.0%
TOTAL REVENUES	-400,659.00	-400,659.00	-391,551.59	-2,615.28	.00	-9,107.41	
TOTAL EXPENSES	400,659.00	400,659.00	272,385.88	.00	.00	128,273.12	
204 TAX NOTES, SERIES 2013							
000 UNDEFINED							
<u>204 400100 CURRENT AD VALOREM TAXE</u>	-1,399,546.00	-1,399,546.00	-1,378,763.80	-8,059.68	.00	-20,782.20	98.5%*

154



11/04/2020 18:16  
RScott

Lubbock County  
BUDGET SUMMARIES REPORT  
ACCOUNT SUMMARY JUNE 2020

P 71  
glytdbud

FOR 2020 09

204	TAX NOTES, SERIES 2013	ORIGINAL APPROP	REVISED BUDGET	YTD ACTUAL	MTD ACTUAL	ENCUMBRANCES	AVAILABLE BUDGET	PCT USED	
	<u>204 400400 PEN &amp; INT - CURRENT LEV</u>	-5,738.00	-5,738.00	-5,556.26	-1,145.47	.00	-181.74	96.8%*	
	<u>204 400500 DELIQ TAXES - PRIOR YEA</u>	-8,537.00	-8,537.00	-8,167.18	-381.38	.00	-369.82	95.7%*	
	<u>204 400600 PEN &amp; INT - PRIOR YEARS</u>	-4,339.00	-4,339.00	-3,778.70	-353.65	.00	-560.30	87.1%*	
	<u>204 470000 INTEREST INCOME</u>	-6,000.00	-6,000.00	-5,018.47	-58.44	.00	-981.53	83.6%*	
	TOTAL UNDEFINED	-1,424,160.00	-1,424,160.00	-1,401,284.41	-9,998.62	.00	-22,875.59	98.4%	
	200 DEBT SERVICE								
	<u>20420092 566100 DEBT SERVICE - PRI</u>	1,220,000.00	1,220,000.00	1,220,000.00	.00	.00	.00	100.0%	
	<u>20420092 566200 DEBT SERVICE - INT</u>	204,160.00	204,160.00	18,300.00	.00	.00	185,860.00	9.0%	
	TOTAL DEBT SERVICE	1,424,160.00	1,424,160.00	1,238,300.00	.00	.00	185,860.00	86.9%	
	TOTAL TAX NOTES, SERIES 2013	.00	.00	-162,984.41	-9,998.62	.00	162,984.41	100.0%	
	TOTAL REVENUES	-1,424,160.00	-1,424,160.00	-1,401,284.41	-9,998.62	.00	-22,875.59		
	TOTAL EXPENSES	1,424,160.00	1,424,160.00	1,238,300.00	.00	.00	185,860.00		
	206 GEN OB REFUNDING BOND SRS 2013								
	000 UNDEFINED								
	<u>206 400100 CURRENT AD VALOREM TAXE</u>	-195,188.00	-195,188.00	-192,289.52	-1,124.05	.00	-2,898.48	98.5%*	
	<u>206 400400 PEN &amp; INT - CURRENT LEV</u>	-800.00	-800.00	-774.91	-159.75	.00	-25.09	96.9%*	
	<u>206 400500 DELIQ TAXES - PRIOR YEA</u>	-1,191.00	-1,191.00	-1,150.15	-53.70	.00	-40.85	96.6%*	
	<u>206 400600 PEN &amp; INT - PRIOR YEARS</u>	-605.00	-605.00	-532.18	-49.80	.00	-72.82	88.0%*	
	<u>206 470000 INTEREST INCOME</u>	-1,000.00	-1,000.00	-3,156.97	-57.98	.00	2,156.97	315.7%	
	TOTAL UNDEFINED	-198,784.00	-198,784.00	-197,903.73	-1,445.28	.00	-880.27	99.6%	
	200 DEBT SERVICE								
	<u>20620092 566200 DEBT SERVICE - INT</u>	198,784.00	198,784.00	86,850.00	.00	86,350.00	25,584.00	87.1%	
	TOTAL DEBT SERVICE	198,784.00	198,784.00	86,850.00	.00	86,350.00	25,584.00	87.1%	
	TOTAL GEN OB REFUNDING BOND SR	.00	.00	-111,053.73	-1,445.28	86,350.00	24,703.73	100.0%	
	TOTAL REVENUES	-198,784.00	-198,784.00	-197,903.73	-1,445.28	.00	-880.27		
	TOTAL EXPENSES	198,784.00	198,784.00	86,850.00	.00	86,350.00	25,584.00		

155



11/04/2020 18:16  
RScott

Lubbock County  
BUDGET SUMMARIES REPORT  
ACCOUNT SUMMARY JUNE 2020

P 72  
glytdbud

FOR 2020 09

	ORIGINAL APPROP	REVISED BUDGET	YTD ACTUAL	MTD ACTUAL	ENCUMBRANCES	AVAILABLE BUDGET	PCT USED
301 ROAD CONSTRUCTION FUND							
301 ROAD CONSTRUCTION FUND							
000 UNDEFINED							
301 421300 TRANSPORTATION IMPROVEM	-2,648,000.00	-2,648,000.00	-431,705.89	.00	.00	-2,216,294.11	16.3%*
301 470000 INTEREST INCOME	.00	.00	-956.34	.00	.00	956.34	100.0%
301 736100 DRAW FROM RESERVES	-215,236.00	-215,236.00	.00	.00	.00	-215,236.00	.0%*
TOTAL UNDEFINED	-2,863,236.00	-2,863,236.00	-432,662.23	.00	.00	-2,430,573.77	15.1%
300 CAPITAL PROJECTS							
156 30130093 562200 CONTRACT SERVICES	2,863,236.00	2,863,236.00	792,215.97	150,741.79	1,172,784.03	898,236.00	68.6%
TOTAL CAPITAL PROJECTS	2,863,236.00	2,863,236.00	792,215.97	150,741.79	1,172,784.03	898,236.00	68.6%
TOTAL ROAD CONSTRUCTION FUND	.00	.00	359,553.74	150,741.79	1,172,784.03	-1,532,337.77	100.0%
TOTAL REVENUES	-2,863,236.00	-2,863,236.00	-432,662.23	.00	.00	-2,430,573.77	
TOTAL EXPENSES	2,863,236.00	2,863,236.00	792,215.97	150,741.79	1,172,784.03	898,236.00	
302 ROAD BOND CONTRUCTION							
000 UNDEFINED							
302 470000 INTEREST INCOME	-5,126,000.00	-5,126,000.00	-50,040.11	-899.62	.00	-5,075,959.89	1.0%*
TOTAL UNDEFINED	-5,126,000.00	-5,126,000.00	-50,040.11	-899.62	.00	-5,075,959.89	1.0%
300 CAPITAL PROJECTS							
30230093 561400 PROFESSIONAL SERVI	5,126,000.00	5,126,000.00	128,464.15	15,000.00	136,845.00	4,860,690.85	5.2%
TOTAL CAPITAL PROJECTS	5,126,000.00	5,126,000.00	128,464.15	15,000.00	136,845.00	4,860,690.85	5.2%
TOTAL ROAD BOND CONTRUCTION	.00	.00	78,424.04	14,100.38	136,845.00	-215,269.04	100.0%
TOTAL REVENUES	-5,126,000.00	-5,126,000.00	-50,040.11	-899.62	.00	-5,075,959.89	
TOTAL EXPENSES	5,126,000.00	5,126,000.00	128,464.15	15,000.00	136,845.00	4,860,690.85	

11/04/2020 18:16  
RScott

Lubbock County  
BUDGET SUMMARIES REPORT  
ACCOUNT SUMMARY JUNE 2020

P 73  
glytdbud

FOR 2020 09

306	CRTC RENOVATIONS	ORIGINAL APPROP	REVISED BUDGET	YTD ACTUAL	MTD ACTUAL	ENCUMBRANCES	AVAILABLE BUDGET	PCT USED
306 CRTC RENOVATIONS								
000 UNDEFINED								
	<u>306 736100 DRAW FROM RESERVES</u>	-151,787.00	-151,787.00	.00	.00	.00	-151,787.00	.0%*
	TOTAL UNDEFINED	-151,787.00	-151,787.00	.00	.00	.00	-151,787.00	.0%
300 CAPITAL PROJECTS								
	<u>30630093 610000 BUILDINGS</u>	151,787.00	234,012.00	234,012.00	.00	.00	.00	100.0%
	TOTAL CAPITAL PROJECTS	151,787.00	234,012.00	234,012.00	.00	.00	.00	100.0%
	TOTAL CRTC RENOVATIONS	.00	82,225.00	234,012.00	.00	.00	-151,787.00	284.6%
	TOTAL REVENUES	-151,787.00	-151,787.00	.00	.00	.00	-151,787.00	
	TOTAL EXPENSES	151,787.00	234,012.00	234,012.00	.00	.00	.00	
307 CRTC RENOVATIONS #2								
000 UNDEFINED								
	<u>307 470000 INTEREST INCOME</u>	-5,000.00	-5,000.00	-2,351.36	.00	.00	-2,648.64	47.0%*
	<u>307 801100 XFER FROM GENERAL FUND</u>	-1,998,213.00	-1,998,213.00	.00	.00	.00	-1,998,213.00	.0%*
	TOTAL UNDEFINED	-2,003,213.00	-2,003,213.00	-2,351.36	.00	.00	-2,000,861.64	.1%
300 CAPITAL PROJECTS								
	<u>30730093 561400 PROFESSIONAL SERVI</u>	95,000.00	95,000.00	22,683.54	7,269.38	56,440.46	15,876.00	83.3%
	<u>30730093 610000 BUILDINGS</u>	1,908,213.00	2,424,676.00	1,066,274.85	219,633.35	751,549.73	606,851.42	75.0%
	TOTAL CAPITAL PROJECTS	2,003,213.00	2,519,676.00	1,088,958.39	226,902.73	807,990.19	622,727.42	75.3%
	TOTAL CRTC RENOVATIONS #2	.00	516,463.00	1,086,607.03	226,902.73	807,990.19	-1,378,134.22	366.8%
	TOTAL REVENUES	-2,003,213.00	-2,003,213.00	-2,351.36	.00	.00	-2,000,861.64	
	TOTAL EXPENSES	2,003,213.00	2,519,676.00	1,088,958.39	226,902.73	807,990.19	622,727.42	

157

11/04/2020 18:16  
RScott

Lubbock County  
BUDGET SUMMARIES REPORT  
ACCOUNT SUMMARY JUNE 2020

P 74  
glytdbud

FOR 2020 09

	ORIGINAL APPROP	REVISED BUDGET	YTD ACTUAL	MTD ACTUAL	ENCUMBRANCES	AVAILABLE BUDGET	PCT USED
308 VENUE CAPITAL PROJECT							
308 VENUE CAPITAL PROJECT							
000 UNDEFINED							
308 470000 INTEREST INCOME	.00	.00	-886.89	-886.89	.00	886.89	100.0%
308 485500 BOND PROCEEDS	.00	.00	-5,085,000.00	-5,085,000.00	.00	5,085,000.00	100.0%
TOTAL UNDEFINED	.00	.00	-5,085,886.89	-5,085,886.89	.00	5,085,886.89	100.0%
300 CAPITAL PROJECTS							
158 30830093 561400 PROFESSIONAL SERVI	.00	.00	85,000.00	85,000.00	.00	-85,000.00	100.0%*
TOTAL CAPITAL PROJECTS	.00	.00	85,000.00	85,000.00	.00	-85,000.00	100.0%
TOTAL VENUE CAPITAL PROJECT	.00	.00	-5,000,886.89	-5,000,886.89	.00	5,000,886.89	100.0%
TOTAL REVENUES	.00	.00	-5,085,886.89	-5,085,886.89	.00	5,085,886.89	
TOTAL EXPENSES	.00	.00	85,000.00	85,000.00	.00	-85,000.00	
401 EMPLOYEE HEALTH BENEFIT							
000 UNDEFINED							
401 470000 INTEREST INCOME	-100,000.00	-100,000.00	-89,037.61	-1,638.63	.00	-10,962.39	89.0%*
401 480600 INSURANCE REIMBURSEMENT	-50,000.00	-50,000.00	-818.04	.00	.00	-49,181.96	1.6%*
401 483010 SURVIVOR SB872 INSURANC	-1,000.00	-1,000.00	.00	.00	.00	-1,000.00	.0%*
401 483100 COBRA INSURANCE PREMIUM	-20,000.00	-20,000.00	-15,980.86	-723.35	.00	-4,019.14	79.9%*
401 483200 RETIREE INSURANCE PREMI	-115,000.00	-115,000.00	-83,185.00	-9,005.00	.00	-31,815.00	72.3%*
401 484400 STOP LOSS REIMBURSEMENT	-500,000.00	-500,000.00	.00	.00	.00	-500,000.00	.0%*
401 485100 EMPLOYEE MEDICAL SHARE	-1,700,000.00	-1,700,000.00	-1,180,638.10	-118,174.86	.00	-519,361.90	69.4%*
401 485200 COUNTY MEDICAL SHARE	-10,614,000.00	-10,614,000.00	-7,299,034.10	-726,770.33	.00	-3,314,965.90	68.8%*
401 489900 OTHER REVENUE	-100,000.00	-100,000.00	-4,159.79	.00	.00	-95,840.21	4.2%*
TOTAL UNDEFINED	-13,200,000.00	-13,200,000.00	-8,672,853.50	-856,312.17	.00	-4,527,146.50	65.7%
400 BENEFITS							
40140094 561400 PROFESSIONAL SERVI	75,000.00	75,000.00	30,000.00	.00	.00	45,000.00	40.0%



11/04/2020 18:16  
RScott

Lubbock County  
BUDGET SUMMARIES REPORT  
ACCOUNT SUMMARY JUNE 2020

P 75  
glytdbud

FOR 2020 09

	ORIGINAL APPROP	REVISED BUDGET	YTD ACTUAL	MTD ACTUAL	ENCUMBRANCES	AVAILABLE BUDGET	PCT USED
40140094 562200 CONTRACT SERVICES	700,000.00	700,000.00	524,961.82	55,246.32	160,347.99	14,690.19	97.9%
40140094 581510 EMPLOYEE HEALTH BENEFIT	11,071,000.00	11,071,000.00	5,564,819.79	815,887.38	4,240,869.36	1,265,310.85	88.6%
40140094 581600 HSA EMPLOYER CONTR	379,000.00	379,000.00	370,942.13	250.00	.00	8,057.87	97.9%
40140094 581700 RETIREE HRA PAYMEN	175,000.00	175,000.00	127,690.23	.00	.00	47,309.77	73.0%
40140094 581800 MEDICAL STOP LOSS	800,000.00	800,000.00	448,845.18	.00	253,537.75	97,617.07	87.8%
TOTAL BENEFITS	13,200,000.00	13,200,000.00	7,067,259.15	871,383.70	4,654,755.10	1,477,985.75	88.8%
TOTAL EMPLOYEE HEALTH BENEFIT	.00	.00	-1,605,594.35	15,071.53	4,654,755.10	-3,049,160.75	100.0%
TOTAL REVENUES	-13,200,000.00	-13,200,000.00	-8,672,853.50	-856,312.17	.00	-4,527,146.50	
TOTAL EXPENSES	13,200,000.00	13,200,000.00	7,067,259.15	871,383.70	4,654,755.10	1,477,985.75	
403 WORKERS COMPENSATION							
000 UNDEFINED							
403 470000 INTEREST INCOME	-120,000.00	-120,000.00	-64,722.80	-1,217.03	.00	-55,277.20	53.9%*
403 480600 INSURANCE REIMBURSEMENT	-10,000.00	-10,000.00	-67,768.58	.00	.00	57,768.58	677.7%
403 485210 COUNTY W/C SHARE	-1,500,000.00	-1,500,000.00	-991,858.57	.00	.00	-508,141.43	66.1%*
403 489900 OTHER REVENUE	-500.00	-500.00	.00	.00	.00	-500.00	.0%*
403 736100 DRAW FROM RESERVES	-2,500,000.00	-2,500,000.00	.00	.00	.00	-2,500,000.00	.0%*
403 901100 XFER TO GENERAL FUND	2,500,000.00	2,500,000.00	2,500,000.00	.00	.00	.00	100.0%
TOTAL UNDEFINED	-1,630,500.00	-1,630,500.00	1,375,650.05	-1,217.03	.00	-3,006,150.05	-84.4%
400 BENEFITS							
40340094 520100 SUPPLIES/OTH OPER	500.00	500.00	.00	.00	.00	500.00	.0%
40340094 562200 CONTRACT SERVICES	100,000.00	100,000.00	34,275.50	1,889.00	10,212.50	55,512.00	44.5%
40340094 580110 INSURANCE PREMIUM	250,000.00	250,000.00	132,825.00	.00	.00	117,175.00	53.1%
40340094 581520 WORKERS COMP CLAIM	1,280,000.00	1,280,000.00	324,217.28	24,262.21	775,471.21	180,311.51	85.9%
TOTAL BENEFITS	1,630,500.00	1,630,500.00	491,317.78	26,151.21	785,683.71	353,498.51	78.3%
TOTAL WORKERS COMPENSATION	.00	.00	1,866,967.83	24,934.18	785,683.71	-2,652,651.54	100.0%
TOTAL REVENUES	-4,130,500.00	-4,130,500.00	-1,124,349.95	-1,217.03	.00	-3,006,150.05	
TOTAL EXPENSES	4,130,500.00	4,130,500.00	2,991,317.78	26,151.21	785,683.71	353,498.51	
GRAND TOTAL	-173,850.00	624,838.00	-28,826,308.34	-2,993,217.99	19,171,551.24	10,279,595.10	-1545.2%

\*\* END OF REPORT - Generated by Scott, Rhonda \*\*

159

# Budget Report

---

For Fiscal: 2019-2020 Period Ending 06/30/20

Group/Fund Summary

11/04/2020 18:27  
RScott

Lubbock County  
BUDGET SUMMARIES REPORT  
GROUP SUMMARY JUNE 2020

P 1  
glytbdud

FOR 2020 09

	ORIGINAL APPROP	REVISED BUDGET	YTD ACTUAL	MTD ACTUAL	ENCUMBRANCES	AVAILABLE BUDGET	PCT USED
011 GENERAL FUND							
000 UNDEFINED	-96,213,050.00	-96,592,264.00	-84,405,260.36	-2,831,837.83	356.62	-12,187,360.26	87.4%
001 COMMISSIONERS' COURT	740,002.00	737,502.00	514,167.25	50,524.27	1,906.82	221,427.93	70.0%
002 COUNTY JUDGE	258,801.00	261,301.00	175,831.82	16,812.83	881.97	84,587.21	67.6%
003 COUNTY CLERK	1,423,464.00	1,427,585.00	906,101.55	83,260.19	3,883.33	517,600.12	63.7%
004 INFORMATION SERVICES	.00	.00	97.02	.00	.00	-97.02	100.0%
005 INFORMATION TECH SERVICES	6,400,264.00	8,072,243.00	4,017,669.35	131,323.05	547,454.05	3,507,119.60	56.6%
007 NON DEPARTMENTAL	6,039,377.00	5,091,178.00	1,849,449.84	26,723.55	551,066.57	2,690,661.59	47.2%
009 TREASURER	369,279.00	369,279.00	285,260.96	26,971.35	3,056.32	80,961.72	78.1%
010 TAX ASSESSOR/COLLECTOR	1,970,914.00	1,970,914.00	1,410,909.10	133,166.32	21,740.37	538,264.53	72.7%
011 PURCHASING	477,925.00	477,925.00	314,294.36	32,983.79	9,937.77	153,692.87	67.8%
012 AUDITOR	1,334,082.00	1,334,082.00	753,843.43	75,365.67	7,125.59	573,112.98	57.0%
013 HUMAN RESOURCES	712,614.00	712,614.00	511,132.03	52,994.28	19,244.16	182,237.81	74.4%
014 COURTS	4,153,437.00	4,153,437.00	2,965,789.02	294,789.39	21,513.82	1,166,134.16	71.9%
015 APPELLATE COURTS	23,604.00	23,604.00	12,613.28	1,774.73	.00	10,990.72	53.4%
023 DISTRICT CLERK	1,798,458.00	1,801,535.00	1,300,928.79	126,502.71	36,387.86	464,218.35	74.2%
030 JUDICIAL COMPLIANCE	387,204.00	387,204.00	259,432.32	24,162.81	3,106.88	124,664.80	67.8%
031 JUSTICE OF THE PEACE PCT 1	333,257.00	333,257.00	257,095.27	24,125.73	2,622.23	73,539.50	77.9%
032 JUSTICE OF THE PEACE PCT 2	309,202.00	309,202.00	203,701.10	20,874.57	850.78	104,650.12	66.2%
033 JUSTICE OF THE PEACE PCT 3	306,756.00	306,756.00	209,844.30	19,966.29	697.50	96,214.20	68.6%
034 JUSTICE OF THE PEACE PCT 4	333,900.00	333,900.00	254,738.12	24,167.45	2,512.27	76,649.61	77.0%
038 CENTRAL JURY	314,595.00	314,595.00	165,352.18	1,656.01	23,098.42	126,144.40	59.9%
039 JUDICIAL	6,561,353.00	6,561,353.00	4,841,740.49	122,752.84	921,870.27	797,742.24	87.8%
040 DISTRICT ATTORNEY	7,143,721.00	7,143,721.00	4,939,322.43	529,441.29	134,227.81	2,070,170.76	71.0%
041 CONSTABLE PCT 1	88,868.00	88,868.00	59,237.89	5,395.08	3,311.84	26,318.27	70.4%
042 CONSTABLE PCT 2	82,197.00	82,197.00	56,574.07	5,538.12	2,220.76	23,402.17	71.5%
043 CONSTABLE PCT 3	91,677.00	91,677.00	55,568.58	5,072.09	4,221.82	31,886.60	65.2%
044 CONSTABLE PCT 4	92,692.00	92,692.00	63,581.95	6,748.20	4,841.25	24,268.80	73.8%
045 MEDICAL EXAMINER	2,329,366.00	2,329,366.00	1,560,917.42	177,050.95	329,551.50	438,897.08	81.2%
046 SHERIFF	15,030,132.00	15,040,905.00	9,673,555.60	987,443.24	1,574,188.96	3,793,160.44	74.8%
047 DETENTION CENTER	25,240,834.00	25,246,834.00	18,362,511.12	1,821,998.11	832,336.78	6,051,986.10	76.0%
048 INMATE TRANSPORTATION	147,700.00	147,700.00	54,055.02	9,503.64	69,506.43	24,138.55	83.7%
049 PUBLIC SAFETY	1,074,829.00	1,074,829.00	776,047.36	23,750.00	200,610.00	98,171.64	90.9%
057 COMM SUPERVISION & CORRECT	7,700.00	7,700.00	1,999.33	120.51	2,148.15	3,552.52	53.9%
061 FACILITY MAINTENANCE	7,055,920.00	6,686,234.00	4,095,787.25	428,391.69	631,723.63	1,958,723.12	70.7%
064 S PLAINS AUTO THEFT TASK F	2,500.00	2,500.00	496.12	.00	1,878.46	125.42	95.0%
067 SAFETY AND ENVIROMENTAL	255,505.00	256,654.00	223,335.80	8,262.49	2,784.30	30,533.90	88.1%
068 GENERAL ASSISTANCE	512,849.00	512,849.00	304,270.82	25,271.25	1,046.85	207,531.33	59.5%
070 VETERAN'S AFFAIRS	61,944.00	61,944.00	51,310.35	4,637.54	.00	10,633.65	82.8%
072 TEXAS AgriLIFE EXT	341,360.00	341,360.00	204,435.40	17,847.18	13,072.98	123,851.62	63.7%
077 ELECTIONS	1,973,791.00	1,973,791.00	1,470,439.19	68,584.79	94,381.36	408,970.45	79.3%

160



11/04/2020 18:27  
RScott

Lubbock County  
BUDGET SUMMARIES REPORT  
GROUP SUMMARY JUNE 2020

P 2  
glytdbud

FOR 2020 09

	ORIGINAL APPROP	REVISED BUDGET	YTD ACTUAL	MTD ACTUAL	ENCUMBRANCES	AVAILABLE BUDGET	PCT USED
089 LIBRARY SERVICES	237,105.00	237,105.00	237,105.00	.00	.00	.00	100.0%
090 PUBLIC WORKS	193,872.00	193,872.00	136,627.17	10,467.63	2,336.93	54,907.90	71.7%
TOTAL GENERAL FUND	.00	.00	-20,868,090.91	2,594,583.80	6,083,703.41	14,784,387.50	100.0%
TOTAL REVENUES	-111,630,197.00	-112,009,411.00	-91,175,671.00	-3,336,918.75	356.62	-20,834,096.62	
TOTAL EXPENSES	111,630,197.00	112,009,411.00	70,307,580.09	5,931,502.55	6,083,346.79	35,618,484.12	
020 CONSOLIDATED ROAD AND BRIDGE							
000 UNDEFINED	-9,768,551.00	-9,768,551.00	-3,199,258.34	-311,648.00	.00	-6,569,292.66	32.8%
190 CONSOLIDATED ROAD AND BRID	9,768,551.00	9,768,551.00	5,976,174.84	335,676.09	1,822,947.16	1,969,429.00	79.8%
TOTAL CONSOLIDATED ROAD AND BR	.00	.00	2,776,916.50	24,028.09	1,822,947.16	-4,599,863.66	100.0%
TOTAL REVENUES	-9,769,220.00	-9,769,220.00	-3,199,258.34	-311,648.00	.00	-6,569,961.66	
TOTAL EXPENSES	9,769,220.00	9,769,220.00	5,976,174.84	335,676.09	1,822,947.16	1,970,098.00	
031 PRECINCT 1 PARK							
000 UNDEFINED	-224,132.00	-224,132.00	-117,843.14	-875.51	300.00	-106,588.86	52.4%
191 PRECINCT 1 PARK	224,132.00	224,132.00	66,245.37	10,916.09	5,004.09	152,882.54	31.8%
TOTAL PRECINCT 1 PARK	.00	.00	-51,597.77	10,040.58	5,304.09	46,293.68	100.0%
TOTAL REVENUES	-224,267.00	-224,267.00	-117,843.14	-875.51	300.00	-106,723.86	
TOTAL EXPENSES	224,267.00	224,267.00	66,245.37	10,916.09	5,004.09	153,017.54	
032 SLATON/ROOSEVELT PARK							
000 UNDEFINED	-226,877.00	-226,877.00	-109,450.82	-784.28	.00	-117,426.18	48.2%
192 PRECINCT 2 PARK	226,877.00	226,877.00	70,046.09	6,999.91	58,097.01	98,733.90	56.5%
TOTAL SLATON/ROOSEVELT PARK	.00	.00	-39,404.73	6,215.63	58,097.01	-18,692.28	100.0%
TOTAL REVENUES	-227,038.00	-227,038.00	-109,450.82	-784.28	.00	-117,587.18	
TOTAL EXPENSES	227,038.00	227,038.00	70,046.09	6,999.91	58,097.01	98,894.90	
033 IDALOU/NEW DEAL PARK							

161

11/04/2020 18:27  
RScott

Lubbock County  
BUDGET SUMMARIES REPORT  
GROUP SUMMARY JUNE 2020

P 3  
glytdbud

FOR 2020 09

033	IDALOU/NEW DEAL PARK	ORIGINAL APPROP	REVISED BUDGET	YTD ACTUAL	MTD ACTUAL	ENCUMBRANCES	AVAILABLE BUDGET	PCT USED
000	UNDEFINED	-260,823.00	-260,823.00	-112,318.91	-901.54	.00	-148,504.09	43.1%
193	PRECINCT 3 PARK	260,823.00	260,823.00	59,773.98	5,997.37	7,697.71	193,351.31	25.9%
	TOTAL IDALOU/NEW DEAL PARK	.00	.00	-52,544.93	5,095.83	7,697.71	44,847.22	100.0%
	TOTAL REVENUES	-261,079.00	-261,079.00	-112,318.91	-901.54	.00	-148,760.09	
	TOTAL EXPENSES	261,079.00	261,079.00	59,773.98	5,997.37	7,697.71	193,607.31	
034	SHALLOWATER PARK							
000	UNDEFINED	-155,444.00	-155,444.00	-111,286.02	-1,016.80	.00	-44,157.98	71.6%
194	PRECINCT 4 PARK	155,444.00	355,444.00	56,753.37	5,679.61	82,544.27	216,146.36	39.2%
	TOTAL SHALLOWATER PARK	.00	200,000.00	-54,532.65	4,662.81	82,544.27	171,988.38	14.0%
	TOTAL REVENUES	-155,527.00	-155,527.00	-111,286.02	-1,016.80	.00	-44,240.98	
	TOTAL EXPENSES	155,527.00	355,527.00	56,753.37	5,679.61	82,544.27	216,229.36	
041	PERMANENT IMPROVEMENT							
000	UNDEFINED	-5,581,215.00	-5,581,215.00	-4,258,170.42	-56,018.27	.00	-1,323,044.58	76.3%
061	FACILITY MAINTENANCE	5,407,365.00	5,407,365.00	2,485,165.81	81,670.48	1,604,624.37	1,317,574.82	75.6%
	TOTAL PERMANENT IMPROVEMENT	-173,850.00	-173,850.00	-1,773,004.61	25,652.21	1,604,624.37	-5,469.76	96.9%
	TOTAL REVENUES	-5,581,215.00	-5,581,215.00	-4,258,170.42	-56,018.27	.00	-1,323,044.58	
	TOTAL EXPENSES	5,407,365.00	5,407,365.00	2,485,165.81	81,670.48	1,604,624.37	1,317,574.82	
042	NEW ROAD							
000	UNDEFINED	.00	.00	634,860.29	.00	.00	-634,860.29	100.0%
	TOTAL NEW ROAD	.00	.00	634,860.29	.00	.00	-634,860.29	100.0%
	TOTAL REVENUES	-634,861.00	-634,861.00	.00	.00	.00	-634,861.00	
	TOTAL EXPENSES	634,861.00	634,861.00	634,860.29	.00	.00	.71	
043	LCETRZ NO1 TAX INCREMENT FUND							
000	UNDEFINED	-553,604.00	-553,604.00	-151,639.70	-99.52	.00	-401,964.30	27.4%

162

11/04/2020 18:27  
RScott

Lubbock County  
BUDGET SUMMARIES REPORT  
GROUP SUMMARY JUNE 2020

P 4  
glytdbud

FOR 2020 09

	ORIGINAL APPROP	REVISED BUDGET	YTD ACTUAL	MTD ACTUAL	ENCUMBRANCES	AVAILABLE BUDGET	PCT USED
090 PUBLIC WORKS	553,604.00	553,604.00	.00	.00	.00	553,604.00	.0%
TOTAL LCETRZ NO1 TAX INCREMENT	.00	.00	-151,639.70	-99.52	.00	151,639.70	100.0%
TOTAL REVENUES	-553,604.00	-553,604.00	-151,639.70	-99.52	.00	-401,964.30	
TOTAL EXPENSES	553,604.00	553,604.00	.00	.00	.00	553,604.00	
046 TJJD (P) JJAEP GRANT							
000 UNDEFINED	-80,000.00	-80,000.00	-54,362.50	.00	.00	-25,637.50	68.0%
051 JUVENILE PROBATION	80,000.00	80,000.00	.00	.00	.00	80,000.00	.0%
TOTAL TJJD (P) JJAEP GRANT	.00	.00	-54,362.50	.00	.00	54,362.50	100.0%
TOTAL REVENUES	-80,000.00	-80,000.00	-54,362.50	.00	.00	-25,637.50	
TOTAL EXPENSES	80,000.00	80,000.00	.00	.00	.00	80,000.00	
047 TJJD (R) REG DIVERSION GRANT							
000 UNDEFINED	-12,422.00	-12,422.00	-12,421.34	.00	.00	-.66	100.0%
051 JUVENILE PROBATION	12,422.00	12,422.00	12,421.34	.00	.00	.66	100.0%
TOTAL TJJD (R) REG DIVERSION G	.00	.00	.00	.00	.00	.00	.0%
TOTAL REVENUES	-12,422.00	-12,422.00	-12,421.34	.00	.00	-.66	
TOTAL EXPENSES	12,422.00	12,422.00	12,421.34	.00	.00	.66	
050 JUVENILE STAR PROGRAM							
000 UNDEFINED	-610,804.00	-601,895.00	-601,894.65	.00	.00	-.35	100.0%
051 JUVENILE PROBATION	610,804.00	601,895.00	381,854.30	37,608.44	4,050.25	215,990.45	64.1%
TOTAL JUVENILE STAR PROGRAM	.00	.00	-220,040.35	37,608.44	4,050.25	215,990.10	100.0%
TOTAL REVENUES	-610,804.00	-601,895.00	-601,894.65	.00	.00	-.35	
TOTAL EXPENSES	610,804.00	601,895.00	381,854.30	37,608.44	4,050.25	215,990.45	
051 JUVENILE PROBATION							
000 UNDEFINED	-2,334,246.00	-2,343,155.00	-2,333,317.22	-501,452.05	.00	-9,837.78	99.6%

163



11/04/2020 18:27  
RScott

Lubbock County  
BUDGET SUMMARIES REPORT  
GROUP SUMMARY JUNE 2020

IP 5  
glytdbud

FOR 2020 09

	ORIGINAL APPROP	REVISED BUDGET	YTD ACTUAL	MTD ACTUAL	ENCUMBRANCES	AVAILABLE BUDGET	PCT USED
051 JUVENILE PROBATION	2,334,246.00	2,343,155.00	1,456,920.78	138,297.80	96,905.56	789,328.66	66.3%
TOTAL JUVENILE PROBATION	.00	.00	-876,396.44	-363,154.25	96,905.56	779,490.88	100.0%
TOTAL REVENUES	-7,294,549.00	-7,294,549.00	-4,563,866.42	-501,452.05	.00	-2,730,682.58	
TOTAL EXPENSES	7,294,549.00	7,294,549.00	3,687,469.98	138,297.80	96,905.56	3,510,173.46	
<hr/>							
054 TJJD (A) JUV PROB COMM GRANT							
000 UNDEFINED	-2,088,835.00	-2,095,225.00	-1,487,323.84	-163,009.10	.00	-607,901.16	71.0%
051 JUVENILE PROBATION	2,088,835.00	2,095,225.00	1,089,648.00	101,134.94	64,788.18	940,788.82	55.1%
TOTAL TJJD (A) JUV PROB COMM G	.00	.00	-397,675.84	-61,874.16	64,788.18	332,887.66	100.0%
TOTAL REVENUES	-2,088,835.00	-2,095,225.00	-1,487,323.84	-163,009.10	.00	-607,901.16	
TOTAL EXPENSES	2,088,835.00	2,095,225.00	1,089,648.00	101,134.94	64,788.18	940,788.82	
<hr/>							
055 JUVENILE DETENTION							
000 UNDEFINED	-4,502,836.00	-4,502,836.00	-2,526,838.54	-48,360.00	.00	-1,975,997.46	56.1%
051 JUVENILE PROBATION	4,502,836.00	4,502,836.00	2,738,279.42	259,800.88	62,686.21	1,701,870.37	62.2%
TOTAL JUVENILE DETENTION	.00	.00	211,440.88	211,440.88	62,686.21	-274,127.09	100.0%
TOTAL REVENUES	-4,502,836.00	-4,502,836.00	-2,526,838.54	-48,360.00	.00	-1,975,997.46	
TOTAL EXPENSES	4,502,836.00	4,502,836.00	2,738,279.42	259,800.88	62,686.21	1,701,870.37	
<hr/>							
057 JUVENILE FOOD SERVICE							
000 UNDEFINED	-380,238.00	-380,238.00	-248,186.15	-19,505.48	.00	-132,051.85	65.3%
051 JUVENILE PROBATION	380,238.00	380,238.00	257,923.62	29,242.95	59,249.83	63,064.55	83.4%
TOTAL JUVENILE FOOD SERVICE	.00	.00	9,737.47	9,737.47	59,249.83	-68,987.30	100.0%
TOTAL REVENUES	-380,238.00	-380,238.00	-248,186.15	-19,505.48	.00	-132,051.85	
TOTAL EXPENSES	380,238.00	380,238.00	257,923.62	29,242.95	59,249.83	63,064.55	
<hr/>							
064 TJJD (E) TITLE IV E GRANT							
000 UNDEFINED	-204,400.00	-204,400.00	-28,027.69	.00	.00	-176,372.31	13.7%

164

11/04/2020 18:27  
RScott

Lubbock County  
BUDGET SUMMARIES REPORT  
GROUP SUMMARY JUNE 2020

P 6  
glytdbud

FOR 2020 09

	ORIGINAL APPROP	REVISED BUDGET	YTD ACTUAL	MTD ACTUAL	ENCUMBRANCES	AVAILABLE BUDGET	PCT USED
051 JUVENILE PROBATION	204,400.00	204,400.00	34,156.08	6,128.39	20,792.48	149,451.44	26.9%
TOTAL TJJD (E) TITLE IV E GRAN	.00	.00	6,128.39	6,128.39	20,792.48	-26,920.87	100.0%
TOTAL REVENUES	-204,400.00	-204,400.00	-28,027.69	.00	.00	-176,372.31	
TOTAL EXPENSES	204,400.00	204,400.00	34,156.08	6,128.39	20,792.48	149,451.44	
<hr/>							
066 CJD RE ENTRY DRUG COURT GRANT							
000 UNDEFINED	-40,953.00	-40,953.00	-28,660.34	-4,841.15	.00	-12,292.66	70.0%
014 COURTS	40,953.00	40,953.00	28,660.34	3,050.75	2,294.02	9,998.64	75.6%
TOTAL CJD RE ENTRY DRUG COURT	.00	.00	.00	-1,790.40	2,294.02	-2,294.02	100.0%
TOTAL REVENUES	-40,953.00	-40,953.00	-28,660.34	-4,841.15	.00	-12,292.66	
TOTAL EXPENSES	40,953.00	40,953.00	28,660.34	3,050.75	2,294.02	9,998.64	
<hr/>							
067 CJD DWI COURT GRANT							
000 UNDEFINED	-36,612.00	-36,612.00	-19,131.18	-1,531.24	.00	-17,480.82	52.3%
014 COURTS	36,612.00	36,612.00	19,131.18	2,106.60	2,441.03	15,039.79	58.9%
TOTAL CJD DWI COURT GRANT	.00	.00	.00	575.36	2,441.03	-2,441.03	100.0%
TOTAL REVENUES	-36,612.00	-36,612.00	-19,131.18	-1,531.24	.00	-17,480.82	
TOTAL EXPENSES	36,612.00	36,612.00	19,131.18	2,106.60	2,441.03	15,039.79	
<hr/>							
070 ON LINE ACCESS							
000 UNDEFINED	-185,000.00	-185,000.00	-31,822.72	-7,982.56	.00	-153,177.28	17.2%
014 COURTS	185,000.00	185,000.00	9,654.21	124.95	3,027.43	172,318.36	6.9%
TOTAL ON LINE ACCESS	.00	.00	-22,168.51	-7,857.61	3,027.43	19,141.08	100.0%
TOTAL REVENUES	-185,000.00	-185,000.00	-31,822.72	-7,982.56	.00	-153,177.28	
TOTAL EXPENSES	185,000.00	185,000.00	9,654.21	124.95	3,027.43	172,318.36	
<hr/>							
072 CJD DRUG COURT GRANT							
000 UNDEFINED	-48,991.00	-48,991.00	-15,005.74	-153.20	.00	-33,985.26	30.6%

165

11/04/2020 18:27  
RScott

Lubbock County  
BUDGET SUMMARIES REPORT  
GROUP SUMMARY JUNE 2020

P 7  
glytdbud

FOR 2020 09

	ORIGINAL APPROP	REVISED BUDGET	YTD ACTUAL	MTD ACTUAL	ENCUMBRANCES	AVAILABLE BUDGET	PCT USED
014 COURTS	48,991.00	48,991.00	15,005.74	1,482.82	2,764.95	31,220.31	36.3%
TOTAL CJD DRUG COURT GRANT	.00	.00	.00	1,329.62	2,764.95	-2,764.95	100.0%
TOTAL REVENUES	-48,991.00	-48,991.00	-15,005.74	-153.20	.00	-33,985.26	
TOTAL EXPENSES	48,991.00	48,991.00	15,005.74	1,482.82	2,764.95	31,220.31	
074 COUNTY DRUG COURT COURT COST							
000 UNDEFINED	-38,740.00	-38,740.00	-12,869.04	-3,750.37	.00	-25,870.96	33.2%
014 COURTS	38,740.00	38,740.00	3,369.36	.00	3,250.00	32,120.64	17.1%
TOTAL COUNTY DRUG COURT COURT	.00	.00	-9,499.68	-3,750.37	3,250.00	6,249.68	100.0%
TOTAL REVENUES	-38,740.00	-38,740.00	-12,869.04	-3,750.37	.00	-25,870.96	
TOTAL EXPENSES	38,740.00	38,740.00	3,369.36	.00	3,250.00	32,120.64	
075 DISPUTE RESOLUTION							
000 UNDEFINED	-334,900.00	-334,900.00	-194,991.95	-21,267.98	.00	-139,908.05	58.2%
075 DISPUTE RESOLUTION	334,900.00	334,900.00	232,537.62	19,538.90	4,090.55	98,271.83	70.7%
TOTAL DISPUTE RESOLUTION	.00	.00	37,545.67	-1,729.08	4,090.55	-41,636.22	100.0%
TOTAL REVENUES	-334,900.00	-334,900.00	-203,043.53	-25,161.26	.00	-131,856.47	
TOTAL EXPENSES	334,900.00	334,900.00	240,589.20	23,432.18	4,090.55	90,220.25	
076 USDA AG MEDIATION GRANT							
000 UNDEFINED	-420,000.00	-420,000.00	-141,506.02	-57,105.74	.00	-278,493.98	33.7%
076 USDA AG MEDIATION GRANT	420,000.00	420,000.00	141,506.02	26,258.49	9,016.33	269,477.65	35.8%
TOTAL USDA AG MEDIATION GRANT	.00	.00	.00	-30,847.25	9,016.33	-9,016.33	100.0%
TOTAL REVENUES	-420,000.00	-420,000.00	-141,506.02	-57,105.74	.00	-278,493.98	
TOTAL EXPENSES	420,000.00	420,000.00	141,506.02	26,258.49	9,016.33	269,477.65	
077 DOMESTIC RELATIONS OFFICE							
000 UNDEFINED	-213,000.00	-213,000.00	-147,699.31	-16,147.09	.00	-65,300.69	69.3%

166



FOR 2020 09

	ORIGINAL APPROP	REVISED BUDGET	YTD ACTUAL	MTD ACTUAL	ENCUMBRANCES	AVAILABLE BUDGET	PCT USED
075 DISPUTE RESOLUTION	213,000.00	213,000.00	150,586.92	10,534.83	875.04	61,538.04	71.1%
TOTAL DOMESTIC RELATIONS OFFIC	.00	.00	2,887.61	-5,612.26	875.04	-3,762.65	100.0%
TOTAL REVENUES	-213,000.00	-213,000.00	-147,699.31	-16,147.09	.00	-65,300.69	
TOTAL EXPENSES	213,000.00	213,000.00	150,586.92	10,534.83	875.04	61,538.04	
<hr/>							
079 VENUE HOT & STVR TAX							
<hr/>							
000 UNDEFINED	-2,530,000.00	-2,530,000.00	-1,473,576.70	-115,181.82	.00	-1,056,423.30	58.2%
001 COMMISSIONERS' COURT	2,530,000.00	2,530,000.00	5,085.00	.00	1,563.00	2,523,352.00	.3%
TOTAL VENUE HOT & STVR TAX	.00	.00	-1,468,491.70	-115,181.82	1,563.00	1,466,928.70	100.0%
TOTAL REVENUES	-2,530,000.00	-2,530,000.00	-1,473,576.70	-115,181.82	.00	-1,056,423.30	
TOTAL EXPENSES	2,530,000.00	2,530,000.00	5,085.00	.00	1,563.00	2,523,352.00	
<hr/>							
081 LAW LIBRARY							
<hr/>							
000 UNDEFINED	-181,853.00	-181,853.00	-113,207.08	-18,738.76	.00	-68,645.92	62.3%
081 LAW LIBRARY	181,853.00	181,853.00	136,417.40	14,751.95	23,976.22	21,459.38	88.2%
TOTAL LAW LIBRARY	.00	.00	23,210.32	-3,986.81	23,976.22	-47,186.54	100.0%
TOTAL REVENUES	-181,853.00	-181,853.00	-113,207.08	-18,738.76	.00	-68,645.92	
TOTAL EXPENSES	181,853.00	181,853.00	136,417.40	14,751.95	23,976.22	21,459.38	
<hr/>							
083 ELECTION SERVICES							
<hr/>							
000 UNDEFINED	-769,775.00	-769,775.00	.00	.00	.00	-769,775.00	.0%
077 ELECTIONS	769,775.00	769,775.00	227,672.10	3,005.00	135,766.27	406,336.63	47.2%
TOTAL ELECTION SERVICES	.00	.00	227,672.10	3,005.00	135,766.27	-363,438.37	100.0%
TOTAL REVENUES	-769,775.00	-769,775.00	.00	.00	.00	-769,775.00	
TOTAL EXPENSES	769,775.00	769,775.00	227,672.10	3,005.00	135,766.27	406,336.63	
<hr/>							
085 ELECTION ADMINISTRATION							
<hr/>							
000 UNDEFINED	-67,700.00	-67,700.00	-1,371.02	-24.39	.00	-66,328.98	2.0%

167

11/04/2020 18:27  
RScott

Lubbock County  
BUDGET SUMMARIES REPORT  
GROUP SUMMARY JUNE 2020

P 9  
glytdbud

FOR 2020 09

	ORIGINAL APPROP	REVISED BUDGET	YTD ACTUAL	MTD ACTUAL	ENCUMBRANCES	AVAILABLE BUDGET	PCT USED
077 ELECTIONS	67,700.00	67,700.00	32,036.15	.00	.00	35,663.85	47.3%
TOTAL ELECTION ADMINISTRATION	.00	.00	30,665.13	-24.39	.00	-30,665.13	100.0%
TOTAL REVENUES	-67,700.00	-67,700.00	-1,371.02	-24.39	.00	-66,328.98	
TOTAL EXPENSES	67,700.00	67,700.00	32,036.15	.00	.00	35,663.85	
<hr/>							
086 ELECTION EQUIPMENT							
000 UNDEFINED	-79,500.00	-79,500.00	-2,914.12	-53.10	.00	-76,585.88	3.7%
077 ELECTIONS	79,500.00	79,500.00	79,500.00	.00	.00	.00	100.0%
TOTAL ELECTION EQUIPMENT	.00	.00	76,585.88	-53.10	.00	-76,585.88	100.0%
TOTAL REVENUES	-79,500.00	-79,500.00	-2,914.12	-53.10	.00	-76,585.88	
TOTAL EXPENSES	79,500.00	79,500.00	79,500.00	.00	.00	.00	
<hr/>							
089 HISTORICAL CANNON RESTORATION							
000 UNDEFINED	-11,625.00	-11,625.00	-713.94	-1.05	.00	-10,911.06	6.1%
001 COMMISSIONERS' COURT	11,625.00	11,625.00	.00	.00	.00	11,625.00	.0%
TOTAL HISTORICAL CANNON RESTOR	.00	.00	-713.94	-1.05	.00	713.94	100.0%
TOTAL REVENUES	-11,625.00	-11,625.00	-713.94	-1.05	.00	-10,911.06	
TOTAL EXPENSES	11,625.00	11,625.00	.00	.00	.00	11,625.00	
<hr/>							
090 DIST CLK RECORDS MGT. AND PRES							
000 UNDEFINED	-44,701.00	-44,701.00	-13,425.83	-2,403.76	.00	-31,275.17	30.0%
023 DISTRICT CLERK	44,701.00	44,701.00	12,074.00	1,232.01	15,100.87	17,526.13	60.8%
TOTAL DIST CLK RECORDS MGT. AN	.00	.00	-1,351.83	-1,171.75	15,100.87	-13,749.04	100.0%
TOTAL REVENUES	-44,701.00	-44,701.00	-13,425.83	-2,403.76	.00	-31,275.17	
TOTAL EXPENSES	44,701.00	44,701.00	12,074.00	1,232.01	15,100.87	17,526.13	
<hr/>							
091 CTY CLK RECORDS MGT. AND PRES							
000 UNDEFINED	-585,725.00	-585,725.00	-436,375.04	-55,617.37	.00	-149,349.96	74.5%

168

11/04/2020 18:27  
RScott

Lubbock County  
BUDGET SUMMARIES REPORT  
GROUP SUMMARY JUNE 2020

P 10  
glytbdud

FOR 2020 09

	ORIGINAL APPROP	REVISED BUDGET	YTD ACTUAL	MTD ACTUAL	ENCUMBRANCES	AVAILABLE BUDGET	PCT USED
003 COUNTY CLERK	585,725.00	585,725.00	60,025.14	6,594.42	.00	525,699.86	10.2%
TOTAL CTY CLK RECORDS MGT. AND	.00	.00	-376,349.90	-49,022.95	.00	376,349.90	100.0%
TOTAL REVENUES	-585,725.00	-585,725.00	-436,375.04	-55,617.37	.00	-149,349.96	
TOTAL EXPENSES	585,725.00	585,725.00	60,025.14	6,594.42	.00	525,699.86	
092 CTY RECORDS MGT. AND PRES							
000 UNDEFINED	-332,948.00	-332,948.00	-37,913.47	-6,591.65	.00	-295,034.53	11.4%
001 COMMISSIONERS' COURT	332,948.00	332,948.00	102,808.31	53,009.02	.00	230,139.69	30.9%
TOTAL CTY RECORDS MGT. AND PRE	.00	.00	64,894.84	46,417.37	.00	-64,894.84	100.0%
TOTAL REVENUES	-332,948.00	-332,948.00	-37,913.47	-6,591.65	.00	-295,034.53	
TOTAL EXPENSES	332,948.00	332,948.00	102,808.31	53,009.02	.00	230,139.69	
093 COURTHOUSE SECURITY							
000 UNDEFINED	-110,000.00	-110,000.00	-72,649.16	-12,947.99	.00	-37,350.84	66.0%
046 SHERIFF	110,000.00	110,000.00	76,725.22	6,479.61	478.93	32,795.85	70.2%
TOTAL COURTHOUSE SECURITY	.00	.00	4,076.06	-6,468.38	478.93	-4,554.99	100.0%
TOTAL REVENUES	-110,000.00	-110,000.00	-72,649.16	-12,947.99	.00	-37,350.84	
TOTAL EXPENSES	110,000.00	110,000.00	76,725.22	6,479.61	478.93	32,795.85	
094 COURT RECORD PRESERVATION							
000 UNDEFINED	-50,500.00	-50,500.00	-35,287.40	-5,438.53	.00	-15,212.60	69.9%
001 COMMISSIONERS' COURT	50,500.00	50,500.00	183.51	.00	20,316.49	30,000.00	40.6%
TOTAL COURT RECORD PRESERVATIO	.00	.00	-35,103.89	-5,438.53	20,316.49	14,787.40	100.0%
TOTAL REVENUES	-50,500.00	-50,500.00	-35,287.40	-5,438.53	.00	-15,212.60	
TOTAL EXPENSES	50,500.00	50,500.00	183.51	.00	20,316.49	30,000.00	
095 LOCAL TRUANCY PREVENT & DIVERS							
000 UNDEFINED	.00	.00	-4,162.73	-3,352.78	.00	4,162.73	100.0%

169



11/04/2020 18:27  
RScott

Lubbock County  
BUDGET SUMMARIES REPORT  
GROUP SUMMARY JUNE 2020

P 11  
glytdbud

FOR 2020 09

095	LOCAL TRUANCY PREVENT & DIVERS	ORIGINAL APPROP	REVISED BUDGET	YTD ACTUAL	MTD ACTUAL	ENCUMBRANCES	AVAILABLE BUDGET	PCT USED
	TOTAL LOCAL TRUANCY PREVENT &	.00	.00	-4,162.73	-3,352.78	.00	4,162.73	100.0%
	TOTAL REVENUES	.00	.00	-4,162.73	-3,352.78	.00	4,162.73	
096 HISTORICAL COMMISSION								
000	UNDEFINED	-7,150.00	-7,150.00	5,578.90	-.82	1,000.00	-13,728.90	-92.0%
001	COMMISSIONERS' COURT	7,150.00	7,150.00	973.00	.00	.00	6,177.00	13.6%
	TOTAL HISTORICAL COMMISSION	.00	.00	6,551.90	-.82	1,000.00	-7,551.90	100.0%
	TOTAL REVENUES	-12,775.00	-12,775.00	-46.10	-.82	1,000.00	-13,728.90	
	TOTAL EXPENSES	12,775.00	12,775.00	6,598.00	.00	.00	6,177.00	
097 CHILD ABUSE PREVENTION								
000	UNDEFINED	-425.00	-425.00	-291.76	-8.24	.00	-133.24	68.6%
001	COMMISSIONERS' COURT	425.00	425.00	.00	.00	.00	425.00	.0%
	TOTAL CHILD ABUSE PREVENTION	.00	.00	-291.76	-8.24	.00	291.76	100.0%
	TOTAL REVENUES	-425.00	-425.00	-291.76	-8.24	.00	-133.24	
	TOTAL EXPENSES	425.00	425.00	.00	.00	.00	425.00	
098 JUSTICE COURT TECHNOLOGY								
000	UNDEFINED	-116,900.00	-116,900.00	-15,898.64	-3,137.85	.00	-101,001.36	13.6%
039	JUDICIAL	116,900.00	116,900.00	2,198.06	282.03	4,591.74	110,110.20	5.8%
	TOTAL JUSTICE COURT TECHNOLOGY	.00	.00	-13,700.58	-2,855.82	4,591.74	9,108.84	100.0%
	TOTAL REVENUES	-116,900.00	-116,900.00	-15,898.64	-3,137.85	.00	-101,001.36	
	TOTAL EXPENSES	116,900.00	116,900.00	2,198.06	282.03	4,591.74	110,110.20	
099 CTY/DIST COURT TECHNOLOGY								
000	UNDEFINED	-6,850.00	-6,850.00	-2,998.39	-551.81	.00	-3,851.61	43.8%
001	COMMISSIONERS' COURT	6,850.00	6,850.00	.00	.00	.00	6,850.00	.0%
	TOTAL CTY/DIST COURT TECHNOLOG	.00	.00	-2,998.39	-551.81	.00	2,998.39	100.0%
	TOTAL REVENUES	-6,850.00	-6,850.00	-2,998.39	-551.81	.00	-3,851.61	
	TOTAL EXPENSES	6,850.00	6,850.00	.00	.00	.00	6,850.00	

170

11/04/2020 18:27  
RScott

Lubbock County  
BUDGET SUMMARIES REPORT  
GROUP SUMMARY JUNE 2020

12  
glytdbud

FOR 2020 09

102	DIST COURT RECORDS TECHNOLOGY	ORIGINAL APPROP	REVISED BUDGET	YTD ACTUAL	MTD ACTUAL	ENCUMBRANCES	AVAILABLE BUDGET	PCT USED
102 DIST COURT RECORDS TECHNOLOGY								
000	UNDEFINED	-101,600.00	-101,600.00	-23,789.17	-4,382.19	.00	-77,810.83	23.4%
023	DISTRICT CLERK	101,600.00	101,600.00	350.00	.00	47,764.45	53,485.55	47.4%
	TOTAL DIST COURT RECORDS TECHN	.00	.00	-23,439.17	-4,382.19	47,764.45	-24,325.28	100.0%
	TOTAL REVENUES	-101,600.00	-101,600.00	-23,789.17	-4,382.19	.00	-77,810.83	
	TOTAL EXPENSES	101,600.00	101,600.00	350.00	.00	47,764.45	53,485.55	
103 COUNTY CLERK RECORDS ARCHIVES								
000	UNDEFINED	-1,465,000.00	-1,465,000.00	-428,537.48	-55,431.26	.00	-1,036,462.52	29.3%
003	COUNTY CLERK	1,465,000.00	1,465,000.00	21,248.50	.00	1,003,660.33	440,091.17	70.0%
	TOTAL COUNTY CLERK RECORDS ARC	.00	.00	-407,288.98	-55,431.26	1,003,660.33	-596,371.35	100.0%
	TOTAL REVENUES	-1,465,000.00	-1,465,000.00	-428,537.48	-55,431.26	.00	-1,036,462.52	
	TOTAL EXPENSES	1,465,000.00	1,465,000.00	21,248.50	.00	1,003,660.33	440,091.17	
105 COMMUNITY/ECONOMIC DEV PRG								
000	UNDEFINED	-139,423.00	-139,423.00	-250,534.92	-40.69	.00	111,111.92	179.7%
002	COUNTY JUDGE	139,423.00	139,423.00	21,100.00	1,100.00	.00	118,323.00	15.1%
	TOTAL COMMUNITY/ECONOMIC DEV P	.00	.00	-229,434.92	1,059.31	.00	229,434.92	100.0%
	TOTAL REVENUES	-139,423.00	-139,423.00	-250,534.92	-40.69	.00	111,111.92	
	TOTAL EXPENSES	139,423.00	139,423.00	21,100.00	1,100.00	.00	118,323.00	
113 REGIONAL PUBLIC DEFENDER GRANT								
000	UNDEFINED	-6,300,985.00	-6,331,554.00	-4,749,199.41	-980,874.05	.00	-1,582,354.59	75.0%
113	REGIONAL PUBLIC DEFENDER	6,300,985.00	6,331,554.00	4,038,533.80	414,969.02	134,842.71	2,158,177.49	65.9%
	TOTAL REGIONAL PUBLIC DEFENDER	.00	.00	-710,665.61	-565,905.03	134,842.71	575,822.90	100.0%
	TOTAL REVENUES	-6,300,985.00	-6,331,554.00	-4,749,199.41	-980,874.05	.00	-1,582,354.59	
	TOTAL EXPENSES	6,300,985.00	6,331,554.00	4,038,533.80	414,969.02	134,842.71	2,158,177.49	
122 SHERIFF CONTRABAND								

171

FOR 2020 09

122	SHERIFF CONTRABAND	ORIGINAL APPROP	REVISED BUDGET	YTD ACTUAL	MTD ACTUAL	ENCUMBRANCES	AVAILABLE BUDGET	PCT USED
000	UNDEFINED	-363,500.00	-363,500.00	-216,248.82	-8,419.89	.00	-147,251.18	59.5%
046	SHERIFF	363,500.00	363,500.00	130,889.72	2,501.10	.00	232,610.28	36.0%
	TOTAL SHERIFF CONTRABAND	.00	.00	-85,359.10	-5,918.79	.00	85,359.10	100.0%
	TOTAL REVENUES	-363,500.00	-363,500.00	-216,248.82	-8,419.89	.00	-147,251.18	
	TOTAL EXPENSES	363,500.00	363,500.00	130,889.72	2,501.10	.00	232,610.28	
<hr/>								
124	INMATE SUPPLY							
000	UNDEFINED	-847,000.00	-847,000.00	-868,643.27	-93,594.94	.00	21,643.27	102.6%
047	DETENTION CENTER	847,000.00	847,000.00	493,326.28	8,000.96	.00	353,673.72	58.2%
	TOTAL INMATE SUPPLY	.00	.00	-375,316.99	-85,593.98	.00	375,316.99	100.0%
	TOTAL REVENUES	-847,000.00	-847,000.00	-868,643.27	-93,594.94	.00	21,643.27	
	TOTAL EXPENSES	847,000.00	847,000.00	493,326.28	8,000.96	.00	353,673.72	
<hr/>								
126	VINE GRANT							
000	UNDEFINED	-27,716.00	-30,171.00	-22,627.68	.00	.00	-7,543.32	75.0%
046	SHERIFF	27,716.00	30,171.00	15,085.12	.00	15,085.12	.76	100.0%
	TOTAL VINE GRANT	.00	.00	-7,542.56	.00	15,085.12	-7,542.56	100.0%
	TOTAL REVENUES	-27,716.00	-30,171.00	-22,627.68	.00	.00	-7,543.32	
	TOTAL EXPENSES	27,716.00	30,171.00	15,085.12	.00	15,085.12	.76	
<hr/>								
128	HOMELAND SECURITY GRANT							
000	UNDEFINED	-182,927.00	-247,885.00	-81,853.90	-9,358.00	.00	-166,031.10	33.0%
046	SHERIFF	182,927.00	247,885.00	81,853.90	.00	8,019.81	158,011.29	36.3%
	TOTAL HOMELAND SECURITY GRANT	.00	.00	.00	-9,358.00	8,019.81	-8,019.81	100.0%
	TOTAL REVENUES	-182,927.00	-247,885.00	-81,853.90	-9,358.00	.00	-166,031.10	
	TOTAL EXPENSES	182,927.00	247,885.00	81,853.90	.00	8,019.81	158,011.29	
<hr/>								
142	LEOSE SHERIFF							

172



11/04/2020 18:27  
RScott

Lubbock County  
BUDGET SUMMARIES REPORT  
GROUP SUMMARY JUNE 2020

P 14  
glytbdud

FOR 2020 09

142	LEOSE SHERIFF	ORIGINAL APPROP	REVISED BUDGET	YTD ACTUAL	MTD ACTUAL	ENCUMBRANCES	AVAILABLE BUDGET	PCT USED
000	UNDEFINED	-120,688.00	-120,688.00	-24,542.36	-24.98	.00	-96,145.64	20.3%
046	SHERIFF	120,688.00	120,688.00	9,634.46	.00	.00	111,053.54	8.0%
	TOTAL LOESE SHERIFF	.00	.00	-14,907.90	-24.98	.00	14,907.90	100.0%
	TOTAL REVENUES	-120,688.00	-120,688.00	-24,542.36	-24.98	.00	-96,145.64	
	TOTAL EXPENSES	120,688.00	120,688.00	9,634.46	.00	.00	111,053.54	
145 SHERIFF COMMISSARY SALARY								
000	UNDEFINED	-597,418.00	-597,418.00	-368,683.39	.00	.00	-228,734.61	61.7%
047	DETENTION CENTER	597,418.00	597,418.00	419,898.22	43,741.52	.00	177,519.78	70.3%
	TOTAL SHERIFF COMMISSARY SALAR	.00	.00	51,214.83	43,741.52	.00	-51,214.83	100.0%
	TOTAL REVENUES	-597,418.00	-597,418.00	-368,683.39	.00	.00	-228,734.61	
	TOTAL EXPENSES	597,418.00	597,418.00	419,898.22	43,741.52	.00	177,519.78	
146 LECD EMER COMMUNICATION GRANT								
000	UNDEFINED	.00	-8,525.00	.00	.00	.00	-8,525.00	.0%
046	SHERIFF	.00	8,525.00	1,615.50	.00	6,688.80	220.70	97.4%
	TOTAL LECD EMER COMMUNICATION	.00	.00	1,615.50	.00	6,688.80	-8,304.30	100.0%
	TOTAL REVENUES	.00	-8,525.00	.00	.00	.00	-8,525.00	
	TOTAL EXPENSES	.00	8,525.00	1,615.50	.00	6,688.80	220.70	
148 MAT RE-ENTRY PROGRAM								
000	UNDEFINED	.00	-219,984.00	.00	.00	.00	-219,984.00	.0%
046	SHERIFF	.00	219,984.00	.00	.00	.00	219,984.00	.0%
	TOTAL MAT RE-ENTRY PROGRAM	.00	.00	.00	.00	.00	.00	.0%
	TOTAL REVENUES	.00	-219,984.00	.00	.00	.00	-219,984.00	
	TOTAL EXPENSES	.00	219,984.00	.00	.00	.00	219,984.00	
150 TAG GRANT								

173

11/04/2020 18:27  
 RScott

 Lubbock County  
 BUDGET SUMMARIES REPORT  
 GROUP SUMMARY JUNE 2020

 P 15  
 glytbdud

FOR 2020 09

150	TAG GRANT	ORIGINAL APPROP	REVISED BUDGET	YTD ACTUAL	MTD ACTUAL	ENCUMBRANCES	AVAILABLE BUDGET	PCT USED
000	UNDEFINED	-811,356.00	-811,356.00	-432,537.35	-92,176.18	.00	-378,818.65	53.3%
046	SHERIFF	811,356.00	811,356.00	432,537.35	51,248.66	61,708.19	317,110.46	60.9%
	TOTAL TAG GRANT	.00	.00	.00	-40,927.52	61,708.19	-61,708.19	100.0%
	TOTAL REVENUES	-811,356.00	-811,356.00	-432,537.35	-92,176.18	.00	-378,818.65	
	TOTAL EXPENSES	811,356.00	811,356.00	432,537.35	51,248.66	61,708.19	317,110.46	
152 JMHCP GRANT								
000	UNDEFINED	-232,655.00	-226,293.00	-33,714.59	-589.07	.00	-192,578.41	14.9%
046	SHERIFF	232,655.00	226,293.00	33,714.59	589.07	13,368.41	179,210.00	20.8%
	TOTAL JMHCP GRANT	.00	.00	.00	.00	13,368.41	-13,368.41	100.0%
	TOTAL REVENUES	-232,655.00	-226,293.00	-33,714.59	-589.07	.00	-192,578.41	
	TOTAL EXPENSES	232,655.00	226,293.00	33,714.59	589.07	13,368.41	179,210.00	
161 CDA BUSINESS CRIMES								
000	UNDEFINED	-108,500.00	-108,500.00	-70,529.31	-3,579.29	.00	-37,970.69	65.0%
040	DISTRICT ATTORNEY	108,500.00	108,500.00	35,364.83	759.31	.00	73,135.17	32.6%
	TOTAL CDA BUSINESS CRIMES	.00	.00	-35,164.48	-2,819.98	.00	35,164.48	100.0%
	TOTAL REVENUES	-108,500.00	-108,500.00	-70,529.31	-3,579.29	.00	-37,970.69	
	TOTAL EXPENSES	108,500.00	108,500.00	35,364.83	759.31	.00	73,135.17	
163 CDA CONTRABAND								
000	UNDEFINED	-76,500.00	-76,500.00	-72,937.38	-2,517.35	.00	-3,562.62	95.3%
040	DISTRICT ATTORNEY	76,500.00	76,500.00	56,978.16	3,288.08	.00	19,521.84	74.5%
	TOTAL CDA CONTRABAND	.00	.00	-15,959.22	770.73	.00	15,959.22	100.0%
	TOTAL REVENUES	-76,500.00	-76,500.00	-72,937.38	-2,517.35	.00	-3,562.62	
	TOTAL EXPENSES	76,500.00	76,500.00	56,978.16	3,288.08	.00	19,521.84	
164 CDA SPATTF GRANT								

174

FOR 2020 09

164	CDA SPATTF GRANT	ORIGINAL APPROP	REVISED BUDGET	YTD ACTUAL	MTD ACTUAL	ENCUMBRANCES	AVAILABLE BUDGET	PCT USED
000	UNDEFINED	-723,972.00	-723,972.00	-511,251.50	-14,127.40	.00	-212,720.50	70.6%
040	DISTRICT ATTORNEY	723,972.00	723,972.00	503,887.25	50,325.35	26,255.60	193,829.15	73.2%
	TOTAL CDA SPATTF GRANT	.00	.00	-7,364.25	36,197.95	26,255.60	-18,891.35	100.0%
	TOTAL REVENUES	-723,972.00	-723,972.00	-511,251.50	-14,127.40	.00	-212,720.50	
	TOTAL EXPENSES	723,972.00	723,972.00	503,887.25	50,325.35	26,255.60	193,829.15	
166 CDA JAG GRANT								
000	UNDEFINED	-171,803.00	-265,760.00	-232,068.20	-49.79	.00	-33,691.80	87.3%
040	DISTRICT ATTORNEY	171,803.00	265,760.00	27,552.00	18,186.60	5,806.39	232,401.61	12.6%
	TOTAL CDA JAG GRANT	.00	.00	-204,516.20	18,136.81	5,806.39	198,709.81	100.0%
	TOTAL REVENUES	-171,803.00	-265,760.00	-232,068.20	-49.79	.00	-33,691.80	
	TOTAL EXPENSES	171,803.00	265,760.00	27,552.00	18,186.60	5,806.39	232,401.61	
168 CDA Border Prosecution Unit								
000	UNDEFINED	.00	-127,500.00	-270.59	-270.59	.00	-127,229.41	.2%
040	DISTRICT ATTORNEY	.00	127,500.00	270.59	270.59	.00	127,229.41	.2%
	TOTAL CDA Border Prosecution U	.00	.00	.00	.00	.00	.00	.0%
	TOTAL REVENUES	.00	-127,500.00	-270.59	-270.59	.00	-127,229.41	
	TOTAL EXPENSES	.00	127,500.00	270.59	270.59	.00	127,229.41	
171 CDA VOCA VICTIM ADV PROJECT								
000	UNDEFINED	-271,182.00	-271,182.00	-89,495.52	-25,404.71	.00	-181,686.48	33.0%
040	DISTRICT ATTORNEY	271,182.00	271,182.00	89,498.05	9,714.68	.00	181,683.95	33.0%
	TOTAL CDA VOCA VICTIM ADV PROJ	.00	.00	2.53	-15,690.03	.00	-2.53	100.0%
	TOTAL REVENUES	-271,182.00	-271,182.00	-89,495.52	-25,404.71	.00	-181,686.48	
	TOTAL EXPENSES	271,182.00	271,182.00	89,498.05	9,714.68	.00	181,683.95	
201 GEN OB REFUNDING BOND SRS 2016								

175



FOR 2020 09

201	GEN OB REFUNDING BOND SRS 2016	ORIGINAL APPROP	REVISED BUDGET	YTD ACTUAL	MTD ACTUAL	ENCUMBRANCES	AVAILABLE BUDGET	PCT USED
000 UNDEFINED	-6,459,418.00	-6,459,418.00	-6,362,304.07	-45,565.42	.00	-97,113.93	98.5%	
200 DEBT SERVICE	6,459,418.00	6,459,418.00	5,335,193.00	.00	.00	1,124,225.00	82.6%	
TOTAL GEN OB REFUNDING BOND SR	.00	.00	-1,027,111.07	-45,565.42	.00	1,027,111.07	100.0%	
TOTAL REVENUES	-6,459,418.00	-6,459,418.00	-6,362,304.07	-45,565.42	.00	-97,113.93		
TOTAL EXPENSES	6,459,418.00	6,459,418.00	5,335,193.00	.00	.00	1,124,225.00		
202 UNLIMITED TAX ROAD BONDS 2019								
000 UNDEFINED	-400,659.00	-400,659.00	-391,551.59	-2,615.28	.00	-9,107.41	97.7%	
200 DEBT SERVICE	400,659.00	400,659.00	272,385.88	.00	.00	128,273.12	68.0%	
TOTAL UNLIMITED TAX ROAD BONDS	.00	.00	-119,165.71	-2,615.28	.00	119,165.71	100.0%	
TOTAL REVENUES	-400,659.00	-400,659.00	-391,551.59	-2,615.28	.00	-9,107.41		
TOTAL EXPENSES	400,659.00	400,659.00	272,385.88	.00	.00	128,273.12		
204 TAX NOTES, SERIES 2013								
000 UNDEFINED	-1,424,160.00	-1,424,160.00	-1,401,284.41	-9,998.62	.00	-22,875.59	98.4%	
200 DEBT SERVICE	1,424,160.00	1,424,160.00	1,238,300.00	.00	.00	185,860.00	86.9%	
TOTAL TAX NOTES, SERIES 2013	.00	.00	-162,984.41	-9,998.62	.00	162,984.41	100.0%	
TOTAL REVENUES	-1,424,160.00	-1,424,160.00	-1,401,284.41	-9,998.62	.00	-22,875.59		
TOTAL EXPENSES	1,424,160.00	1,424,160.00	1,238,300.00	.00	.00	185,860.00		
206 GEN OB REFUNDING BOND SRS 2013								
000 UNDEFINED	-198,784.00	-198,784.00	-197,903.73	-1,445.28	.00	-880.27	99.6%	
200 DEBT SERVICE	198,784.00	198,784.00	86,850.00	.00	86,350.00	25,584.00	87.1%	
TOTAL GEN OB REFUNDING BOND SR	.00	.00	-111,053.73	-1,445.28	86,350.00	24,703.73	100.0%	
TOTAL REVENUES	-198,784.00	-198,784.00	-197,903.73	-1,445.28	.00	-880.27		
TOTAL EXPENSES	198,784.00	198,784.00	86,850.00	.00	86,350.00	25,584.00		
301 ROAD CONSTRUCTION FUND								

176

11/04/2020 18:27  
RScott

Lubbock County  
BUDGET SUMMARIES REPORT  
GROUP SUMMARY JUNE 2020

18  
glytdbud

FOR 2020 09

301	ROAD CONSTRUCTION FUND	ORIGINAL APPROP	REVISED BUDGET	YTD ACTUAL	MTD ACTUAL	ENCUMBRANCES	AVAILABLE BUDGET	PCT USED
000	UNDEFINED	-2,863,236.00	-2,863,236.00	-432,662.23	.00	.00	-2,430,573.77	15.1%
300	CAPITAL PROJECTS	2,863,236.00	2,863,236.00	792,215.97	150,741.79	1,172,784.03	898,236.00	68.6%
	TOTAL ROAD CONSTRUCTION FUND	.00	.00	359,553.74	150,741.79	1,172,784.03	-1,532,337.77	100.0%
	TOTAL REVENUES	-2,863,236.00	-2,863,236.00	-432,662.23	.00	.00	-2,430,573.77	
	TOTAL EXPENSES	2,863,236.00	2,863,236.00	792,215.97	150,741.79	1,172,784.03	898,236.00	
302 ROAD BOND CONTRUCTION								
000	UNDEFINED	-5,126,000.00	-5,126,000.00	-50,040.11	-899.62	.00	-5,075,959.89	1.0%
300	CAPITAL PROJECTS	5,126,000.00	5,126,000.00	128,464.15	15,000.00	136,845.00	4,860,690.85	5.2%
	TOTAL ROAD BOND CONTRUCTION	.00	.00	78,424.04	14,100.38	136,845.00	-215,269.04	100.0%
	TOTAL REVENUES	-5,126,000.00	-5,126,000.00	-50,040.11	-899.62	.00	-5,075,959.89	
	TOTAL EXPENSES	5,126,000.00	5,126,000.00	128,464.15	15,000.00	136,845.00	4,860,690.85	
306 CRTC RENOVATIONS								
000	UNDEFINED	-151,787.00	-151,787.00	.00	.00	.00	-151,787.00	.0%
300	CAPITAL PROJECTS	151,787.00	234,012.00	234,012.00	.00	.00	.00	100.0%
	TOTAL CRTC RENOVATIONS	.00	82,225.00	234,012.00	.00	.00	-151,787.00	284.6%
	TOTAL REVENUES	-151,787.00	-151,787.00	.00	.00	.00	-151,787.00	
	TOTAL EXPENSES	151,787.00	234,012.00	234,012.00	.00	.00	.00	
307 CRTC RENOVATIONS #2								
000	UNDEFINED	-2,003,213.00	-2,003,213.00	-2,351.36	.00	.00	-2,000,861.64	.1%
300	CAPITAL PROJECTS	2,003,213.00	2,519,676.00	1,088,958.39	226,902.73	807,990.19	622,727.42	75.3%
	TOTAL CRTC RENOVATIONS #2	.00	516,463.00	1,086,607.03	226,902.73	807,990.19	-1,378,134.22	366.8%
	TOTAL REVENUES	-2,003,213.00	-2,003,213.00	-2,351.36	.00	.00	-2,000,861.64	
	TOTAL EXPENSES	2,003,213.00	2,519,676.00	1,088,958.39	226,902.73	807,990.19	622,727.42	
308 VENUE CAPITAL PROJECT								

177

11/04/2020 18:27  
RScott

Lubbock County  
BUDGET SUMMARIES REPORT  
GROUP SUMMARY JUNE 2020

19  
glytdbud

FOR 2020 09

308	VENUE CAPITAL PROJECT	ORIGINAL APPROP	REVISED BUDGET	YTD ACTUAL	MTD ACTUAL	ENCUMBRANCES	AVAILABLE BUDGET	PCT USED
000	UNDEFINED	.00	.00	-5,085,886.89	-5,085,886.89	.00	5,085,886.89	100.0%
300	CAPITAL PROJECTS	.00	.00	85,000.00	85,000.00	.00	-85,000.00	100.0%
	TOTAL VENUE CAPITAL PROJECT	.00	.00	-5,000,886.89	-5,000,886.89	.00	5,000,886.89	100.0%
	TOTAL REVENUES	.00	.00	-5,085,886.89	-5,085,886.89	.00	5,085,886.89	
	TOTAL EXPENSES	.00	.00	85,000.00	85,000.00	.00	-85,000.00	
401 EMPLOYEE HEALTH BENEFIT								
000	UNDEFINED	-13,200,000.00	-13,200,000.00	-8,672,853.50	-856,312.17	.00	-4,527,146.50	65.7%
400	BENEFITS	13,200,000.00	13,200,000.00	7,067,259.15	871,383.70	4,654,755.10	1,477,985.75	88.8%
	TOTAL EMPLOYEE HEALTH BENEFIT	.00	.00	-1,605,594.35	15,071.53	4,654,755.10	-3,049,160.75	100.0%
	TOTAL REVENUES	-13,200,000.00	-13,200,000.00	-8,672,853.50	-856,312.17	.00	-4,527,146.50	
	TOTAL EXPENSES	13,200,000.00	13,200,000.00	7,067,259.15	871,383.70	4,654,755.10	1,477,985.75	
403 WORKERS COMPENSATION								
000	UNDEFINED	-1,630,500.00	-1,630,500.00	1,375,650.05	-1,217.03	.00	-3,006,150.05	-84.4%
400	BENEFITS	1,630,500.00	1,630,500.00	491,317.78	26,151.21	785,683.71	353,498.51	78.3%
	TOTAL WORKERS COMPENSATION	.00	.00	1,866,967.83	24,934.18	785,683.71	-2,652,651.54	100.0%
	TOTAL REVENUES	-4,130,500.00	-4,130,500.00	-1,124,349.95	-1,217.03	.00	-3,006,150.05	
	TOTAL EXPENSES	4,130,500.00	4,130,500.00	2,991,317.78	26,151.21	785,683.71	353,498.51	
	GRAND TOTAL	-173,850.00	624,838.00	-28,826,308.34	-2,993,217.99	19,171,551.24	10,279,595.10	-1545.2%

\*\* END OF REPORT - Generated by Scott, Rhonda \*\*

178



FOR 2020 09

	ORIGINAL APPROP	REVISED BUDGET	YTD ACTUAL	MTD ACTUAL	ENCUMBRANCES	AVAILABLE BUDGET	PCT USED
011 GENERAL FUND	.00	.00	-20,868,090.91	2,594,583.80	6,083,703.41	14,784,387.50	100.0%
TOTAL REVENUES	-111,630,197.00	-112,009,411.00	-91,175,671.00	-3,336,918.75	356.62	-20,834,096.62	
TOTAL EXPENSES	111,630,197.00	112,009,411.00	70,307,580.09	5,931,502.55	6,083,346.79	35,618,484.12	
020 CONSOLIDATED ROAD AND BRID	.00	.00	2,776,916.50	24,028.09	1,822,947.16	-4,599,863.66	100.0%
TOTAL REVENUES	-9,769,220.00	-9,769,220.00	-3,199,258.34	-311,648.00	.00	-6,569,961.66	
TOTAL EXPENSES	9,769,220.00	9,769,220.00	5,976,174.84	335,676.09	1,822,947.16	1,970,098.00	
031 PRECINCT 1 PARK	.00	.00	-51,597.77	10,040.58	5,304.09	46,293.68	100.0%
TOTAL REVENUES	-224,267.00	-224,267.00	-117,843.14	-875.51	300.00	-106,723.86	
TOTAL EXPENSES	224,267.00	224,267.00	66,245.37	10,916.09	5,004.09	153,017.54	
032 SLATON/ROOSEVELT PARK	.00	.00	-39,404.73	6,215.63	58,097.01	-18,692.28	100.0%
TOTAL REVENUES	-227,038.00	-227,038.00	-109,450.82	-784.28	.00	-117,587.18	
TOTAL EXPENSES	227,038.00	227,038.00	70,046.09	6,999.91	58,097.01	98,894.90	
033 IDALOU/NEW DEAL PARK	.00	.00	-52,544.93	5,095.83	7,697.71	44,847.22	100.0%
TOTAL REVENUES	-261,079.00	-261,079.00	-112,318.91	-901.54	.00	-148,760.09	
TOTAL EXPENSES	261,079.00	261,079.00	59,773.98	5,997.37	7,697.71	193,607.31	
034 SHALLOWATER PARK	.00	200,000.00	-54,532.65	4,662.81	82,544.27	171,988.38	14.0%
TOTAL REVENUES	-155,527.00	-155,527.00	-111,286.02	-1,016.80	.00	-44,240.98	
TOTAL EXPENSES	155,527.00	355,527.00	56,753.37	5,679.61	82,544.27	216,229.36	
041 PERMANENT IMPROVEMENT	-173,850.00	-173,850.00	-1,773,004.61	25,652.21	1,604,624.37	-5,469.76	96.9%
TOTAL REVENUES	-5,581,215.00	-5,581,215.00	-4,258,170.42	-56,018.27	.00	-1,323,044.58	
TOTAL EXPENSES	5,407,365.00	5,407,365.00	2,485,165.81	81,670.48	1,604,624.37	1,317,574.82	
042 NEW ROAD	.00	.00	634,860.29	.00	.00	-634,860.29	100.0%
TOTAL REVENUES	-634,861.00	-634,861.00	.00	.00	.00	-634,861.00	
TOTAL EXPENSES	634,861.00	634,861.00	634,860.29	.00	.00	.71	
043 LCETRZ NO1 TAX INCREMENT F	.00	.00	-151,639.70	-99.52	.00	151,639.70	100.0%
TOTAL REVENUES	-553,604.00	-553,604.00	-151,639.70	-99.52	.00	-401,964.30	
TOTAL EXPENSES	553,604.00	553,604.00	.00	.00	.00	553,604.00	
046 TJJD (P) JJAEP GRANT	.00	.00	-54,362.50	.00	.00	54,362.50	100.0%
TOTAL REVENUES	-80,000.00	-80,000.00	-54,362.50	.00	.00	-25,637.50	
TOTAL EXPENSES	80,000.00	80,000.00	.00	.00	.00	80,000.00	
047 TJJD (R) REG DIVERSION GRA	.00	.00	.00	.00	.00	.00	.0%
TOTAL REVENUES	-12,422.00	-12,422.00	-12,421.34	.00	.00	-.66	
TOTAL EXPENSES	12,422.00	12,422.00	12,421.34	.00	.00	.66	
050 JUVENILE STAR PROGRAM	.00	.00	-220,040.35	37,608.44	4,050.25	215,990.10	100.0%
TOTAL REVENUES	-610,804.00	-601,895.00	-601,894.65	.00	.00	-.35	
TOTAL EXPENSES	610,804.00	601,895.00	381,854.30	37,608.44	4,050.25	215,990.45	
051 JUVENILE PROBATION	.00	.00	-876,396.44	-363,154.25	96,905.56	779,490.88	100.0%
TOTAL REVENUES	-7,294,549.00	-7,294,549.00	-4,563,866.42	-501,452.05	.00	-2,730,682.58	
TOTAL EXPENSES	7,294,549.00	7,294,549.00	3,687,469.98	138,297.80	96,905.56	3,510,173.46	
054 TJJD (A) JUV PROB COMM GRA	.00	.00	-397,675.84	-61,874.16	64,788.18	332,887.66	100.0%
TOTAL REVENUES	-2,088,835.00	-2,095,225.00	-1,487,323.84	-163,009.10	.00	-607,901.16	
TOTAL EXPENSES	2,088,835.00	2,095,225.00	1,089,648.00	101,134.94	64,788.18	940,788.82	
055 JUVENILE DETENTION	.00	.00	211,440.88	211,440.88	62,686.21	-274,127.09	100.0%
TOTAL REVENUES	-4,502,836.00	-4,502,836.00	-2,526,838.54	-48,360.00	.00	-1,975,997.46	
TOTAL EXPENSES	4,502,836.00	4,502,836.00	2,738,279.42	259,800.88	62,686.21	1,701,870.37	

179

FOR 2020 09

057	JUVENILE FOOD SERVICE	ORIGINAL APPROP	REVISED BUDGET	YTD ACTUAL	MTD ACTUAL	ENCUMBRANCES	AVAILABLE BUDGET	PCT USED
057	JUVENILE FOOD SERVICE	.00	.00	9,737.47	9,737.47	59,249.83	-68,987.30	100.0%
	TOTAL REVENUES	-380,238.00	-380,238.00	-248,186.15	-19,505.48	.00	-132,051.85	
	TOTAL EXPENSES	380,238.00	380,238.00	257,923.62	29,242.95	59,249.83	63,064.55	
064	TJJD (E) TITLE IV E GRANT	.00	.00	6,128.39	6,128.39	20,792.48	-26,920.87	100.0%
	TOTAL REVENUES	-204,400.00	-204,400.00	-28,027.69	.00	.00	-176,372.31	
	TOTAL EXPENSES	204,400.00	204,400.00	34,156.08	6,128.39	20,792.48	149,451.44	
066	CJD RE ENTRY DRUG COURT GR	.00	.00	.00	-1,790.40	2,294.02	-2,294.02	100.0%
	TOTAL REVENUES	-40,953.00	-40,953.00	-28,660.34	-4,841.15	.00	-12,292.66	
	TOTAL EXPENSES	40,953.00	40,953.00	28,660.34	3,050.75	2,294.02	9,998.64	
067	CJD DWI COURT GRANT	.00	.00	.00	575.36	2,441.03	-2,441.03	100.0%
	TOTAL REVENUES	-36,612.00	-36,612.00	-19,131.18	-1,531.24	.00	-17,480.82	
	TOTAL EXPENSES	36,612.00	36,612.00	19,131.18	2,106.60	2,441.03	15,039.79	
070	ON LINE ACCESS	.00	.00	-22,168.51	-7,857.61	3,027.43	19,141.08	100.0%
	TOTAL REVENUES	-185,000.00	-185,000.00	-31,822.72	-7,982.56	.00	-153,177.28	
	TOTAL EXPENSES	185,000.00	185,000.00	9,654.21	124.95	3,027.43	172,318.36	
072	CJD DRUG COURT GRANT	.00	.00	.00	1,329.62	2,764.95	-2,764.95	100.0%
	TOTAL REVENUES	-48,991.00	-48,991.00	-15,005.74	-153.20	.00	-33,985.26	
	TOTAL EXPENSES	48,991.00	48,991.00	15,005.74	1,482.82	2,764.95	31,220.31	
074	COUNTY DRUG COURT COURT CO	.00	.00	-9,499.68	-3,750.37	3,250.00	6,249.68	100.0%
	TOTAL REVENUES	-38,740.00	-38,740.00	-12,869.04	-3,750.37	.00	-25,870.96	
	TOTAL EXPENSES	38,740.00	38,740.00	3,369.36	.00	3,250.00	32,120.64	
075	DISPUTE RESOLUTION	.00	.00	37,545.67	-1,729.08	4,090.55	-41,636.22	100.0%
	TOTAL REVENUES	-334,900.00	-334,900.00	-203,043.53	-25,161.26	.00	-131,856.47	
	TOTAL EXPENSES	334,900.00	334,900.00	240,589.20	23,432.18	4,090.55	90,220.25	
076	USDA AG MEDIATION GRANT	.00	.00	.00	-30,847.25	9,016.33	-9,016.33	100.0%
	TOTAL REVENUES	-420,000.00	-420,000.00	-141,506.02	-57,105.74	.00	-278,493.98	
	TOTAL EXPENSES	420,000.00	420,000.00	141,506.02	26,258.49	9,016.33	269,477.65	
077	DOMESTIC RELATIONS OFFICE	.00	.00	2,887.61	-5,612.26	875.04	-3,762.65	100.0%
	TOTAL REVENUES	-213,000.00	-213,000.00	-147,699.31	-16,147.09	.00	-65,300.69	
	TOTAL EXPENSES	213,000.00	213,000.00	150,586.92	10,534.83	875.04	61,538.04	
079	VENUE HOT & STVR TAX	.00	.00	-1,468,491.70	-115,181.82	1,563.00	1,466,928.70	100.0%
	TOTAL REVENUES	-2,530,000.00	-2,530,000.00	-1,473,576.70	-115,181.82	.00	-1,056,423.30	
	TOTAL EXPENSES	2,530,000.00	2,530,000.00	5,085.00	.00	1,563.00	2,523,352.00	
081	LAW LIBRARY	.00	.00	23,210.32	-3,986.81	23,976.22	-47,186.54	100.0%
	TOTAL REVENUES	-181,853.00	-181,853.00	-113,207.08	-18,738.76	.00	-68,645.92	
	TOTAL EXPENSES	181,853.00	181,853.00	136,417.40	14,751.95	23,976.22	21,459.38	
083	ELECTION SERVICES	.00	.00	227,672.10	3,005.00	135,766.27	-363,438.37	100.0%
	TOTAL REVENUES	-769,775.00	-769,775.00	.00	.00	.00	-769,775.00	
	TOTAL EXPENSES	769,775.00	769,775.00	227,672.10	3,005.00	135,766.27	406,336.63	
085	ELECTION ADMINISTRATION	.00	.00	30,665.13	-24.39	.00	-30,665.13	100.0%
	TOTAL REVENUES	-67,700.00	-67,700.00	-1,371.02	-24.39	.00	-66,328.98	
	TOTAL EXPENSES	67,700.00	67,700.00	32,036.15	.00	.00	35,663.85	
086	ELECTION EQUIPMENT	.00	.00	76,585.88	-53.10	.00	-76,585.88	100.0%
	TOTAL REVENUES	-79,500.00	-79,500.00	-2,914.12	-53.10	.00	-76,585.88	
	TOTAL EXPENSES	79,500.00	79,500.00	79,500.00	.00	.00	.00	

180



11/04/2020 18:34  
RScott

Lubbock County  
BUDGET SUMMARIES REPORT  
FUND SUMMARY JUNE 2020

P 3  
glytdbud

FOR 2020 09

089	HISTORICAL CANNON RESTORATION	ORIGINAL APPROP	REVISED BUDGET	YTD ACTUAL	MTD ACTUAL	ENCUMBRANCES	AVAILABLE BUDGET	PCT USED
089	HISTORICAL CANNON RESTORAT	.00	.00	-713.94	-1.05	.00	713.94	100.0%
	TOTAL REVENUES	-11,625.00	-11,625.00	-713.94	-1.05	.00	-10,911.06	
	TOTAL EXPENSES	11,625.00	11,625.00	.00	.00	.00	11,625.00	
090	DIST CLK RECORDS MGT. AND	.00	.00	-1,351.83	-1,171.75	15,100.87	-13,749.04	100.0%
	TOTAL REVENUES	-44,701.00	-44,701.00	-13,425.83	-2,403.76	.00	-31,275.17	
	TOTAL EXPENSES	44,701.00	44,701.00	12,074.00	1,232.01	15,100.87	17,526.13	
091	CTY CLK RECORDS MGT. AND P	.00	.00	-376,349.90	-49,022.95	.00	376,349.90	100.0%
	TOTAL REVENUES	-585,725.00	-585,725.00	-436,375.04	-55,617.37	.00	-149,349.96	
	TOTAL EXPENSES	585,725.00	585,725.00	60,025.14	6,594.42	.00	525,699.86	
092	CTY RECORDS MGT. AND PRES	.00	.00	64,894.84	46,417.37	.00	-64,894.84	100.0%
	TOTAL REVENUES	-332,948.00	-332,948.00	-37,913.47	-6,591.65	.00	-295,034.53	
	TOTAL EXPENSES	332,948.00	332,948.00	102,808.31	53,009.02	.00	230,139.69	
093	COURTHOUSE SECURITY	.00	.00	4,076.06	-6,468.38	478.93	-4,554.99	100.0%
	TOTAL REVENUES	-110,000.00	-110,000.00	-72,649.16	-12,947.99	.00	-37,350.84	
	TOTAL EXPENSES	110,000.00	110,000.00	76,725.22	6,479.61	478.93	32,795.85	
094	COURT RECORD PRESERVATION	.00	.00	-35,103.89	-5,438.53	20,316.49	14,787.40	100.0%
	TOTAL REVENUES	-50,500.00	-50,500.00	-35,287.40	-5,438.53	.00	-15,212.60	
	TOTAL EXPENSES	50,500.00	50,500.00	183.51	.00	20,316.49	30,000.00	
095	LOCAL TRUANCY PREVENT & DI	.00	.00	-4,162.73	-3,352.78	.00	4,162.73	100.0%
	TOTAL REVENUES	.00	.00	-4,162.73	-3,352.78	.00	4,162.73	
096	HISTORICAL COMMISSION	.00	.00	6,551.90	-.82	1,000.00	-7,551.90	100.0%
	TOTAL REVENUES	-12,775.00	-12,775.00	-46.10	-.82	1,000.00	-13,728.90	
	TOTAL EXPENSES	12,775.00	12,775.00	6,598.00	.00	.00	6,177.00	
097	CHILD ABUSE PREVENTION	.00	.00	-291.76	-8.24	.00	291.76	100.0%
	TOTAL REVENUES	-425.00	-425.00	-291.76	-8.24	.00	-133.24	
	TOTAL EXPENSES	425.00	425.00	.00	.00	.00	425.00	
098	JUSTICE COURT TECHNOLOGY	.00	.00	-13,700.58	-2,855.82	4,591.74	9,108.84	100.0%
	TOTAL REVENUES	-116,900.00	-116,900.00	-15,898.64	-3,137.85	.00	-101,001.36	
	TOTAL EXPENSES	116,900.00	116,900.00	2,198.06	282.03	4,591.74	110,110.20	
099	CTY/DIST COURT TECHNOLOGY	.00	.00	-2,998.39	-551.81	.00	2,998.39	100.0%
	TOTAL REVENUES	-6,850.00	-6,850.00	-2,998.39	-551.81	.00	-3,851.61	
	TOTAL EXPENSES	6,850.00	6,850.00	.00	.00	.00	6,850.00	
102	DIST COURT RECORDS TECHNOL	.00	.00	-23,439.17	-4,382.19	47,764.45	-24,325.28	100.0%
	TOTAL REVENUES	-101,600.00	-101,600.00	-23,789.17	-4,382.19	.00	-77,810.83	
	TOTAL EXPENSES	101,600.00	101,600.00	350.00	.00	47,764.45	53,485.55	
103	COUNTY CLERK RECORDS ARCHI	.00	.00	-407,288.98	-55,431.26	1,003,660.33	-596,371.35	100.0%
	TOTAL REVENUES	-1,465,000.00	-1,465,000.00	-428,537.48	-55,431.26	.00	-1,036,462.52	
	TOTAL EXPENSES	1,465,000.00	1,465,000.00	21,248.50	.00	1,003,660.33	440,091.17	
105	COMMUNITY/ECONOMIC DEV PRG	.00	.00	-229,434.92	1,059.31	.00	229,434.92	100.0%
	TOTAL REVENUES	-139,423.00	-139,423.00	-250,534.92	-40.69	.00	111,111.92	
	TOTAL EXPENSES	139,423.00	139,423.00	21,100.00	1,100.00	.00	118,323.00	
113	REGIONAL PUBLIC DEFENDER G	.00	.00	-710,665.61	-565,905.03	134,842.71	575,822.90	100.0%
	TOTAL REVENUES	-6,300,985.00	-6,331,554.00	-4,749,199.41	-980,874.05	.00	-1,582,354.59	
	TOTAL EXPENSES	6,300,985.00	6,331,554.00	4,038,533.80	414,969.02	134,842.71	2,158,177.49	

181



FOR 2020 09

182

122	SHERIFF CONTRABAND	ORIGINAL APPROP	REVISED BUDGET	YTD ACTUAL	MTD ACTUAL	ENCUMBRANCES	AVAILABLE BUDGET	PCT USED
122	SHERIFF CONTRABAND	.00	.00	-85,359.10	-5,918.79	.00	85,359.10	100.0%
	TOTAL REVENUES	-363,500.00	-363,500.00	-216,248.82	-8,419.89	.00	-147,251.18	
	TOTAL EXPENSES	363,500.00	363,500.00	130,889.72	2,501.10	.00	232,610.28	
124	INMATE SUPPLY	.00	.00	-375,316.99	-85,593.98	.00	375,316.99	100.0%
	TOTAL REVENUES	-847,000.00	-847,000.00	-868,643.27	-93,594.94	.00	21,643.27	
	TOTAL EXPENSES	847,000.00	847,000.00	493,326.28	8,000.96	.00	353,673.72	
126	VINE GRANT	.00	.00	-7,542.56	.00	15,085.12	-7,542.56	100.0%
	TOTAL REVENUES	-27,716.00	-30,171.00	-22,627.68	.00	.00	-7,543.32	
	TOTAL EXPENSES	27,716.00	30,171.00	15,085.12	.00	15,085.12	.76	
128	HOMELAND SECURITY GRANT	.00	.00	.00	-9,358.00	8,019.81	-8,019.81	100.0%
	TOTAL REVENUES	-182,927.00	-247,885.00	-81,853.90	-9,358.00	.00	-166,031.10	
	TOTAL EXPENSES	182,927.00	247,885.00	81,853.90	.00	8,019.81	158,011.29	
142	LEOSE SHERIFF	.00	.00	-14,907.90	-24.98	.00	14,907.90	100.0%
	TOTAL REVENUES	-120,688.00	-120,688.00	-24,542.36	-24.98	.00	-96,145.64	
	TOTAL EXPENSES	120,688.00	120,688.00	9,634.46	.00	.00	111,053.54	
145	SHERIFF COMMISSARY SALARY	.00	.00	51,214.83	43,741.52	.00	-51,214.83	100.0%
	TOTAL REVENUES	-597,418.00	-597,418.00	-368,683.39	.00	.00	-228,734.61	
	TOTAL EXPENSES	597,418.00	597,418.00	419,898.22	43,741.52	.00	177,519.78	
146	LECD EMER COMMUNICATION GR	.00	.00	1,615.50	.00	6,688.80	-8,304.30	100.0%
	TOTAL REVENUES	.00	-8,525.00	.00	.00	.00	-8,525.00	
	TOTAL EXPENSES	.00	8,525.00	1,615.50	.00	6,688.80	220.70	
148	MAT RE-ENTRY PROGRAM	.00	.00	.00	.00	.00	.00	.0%
	TOTAL REVENUES	.00	-219,984.00	.00	.00	.00	-219,984.00	
	TOTAL EXPENSES	.00	219,984.00	.00	.00	.00	219,984.00	
150	TAG GRANT	.00	.00	.00	-40,927.52	61,708.19	-61,708.19	100.0%
	TOTAL REVENUES	-811,356.00	-811,356.00	-432,537.35	-92,176.18	.00	-378,818.65	
	TOTAL EXPENSES	811,356.00	811,356.00	432,537.35	51,248.66	61,708.19	317,110.46	
152	JMHCP GRANT	.00	.00	.00	.00	13,368.41	-13,368.41	100.0%
	TOTAL REVENUES	-232,655.00	-226,293.00	-33,714.59	-589.07	.00	-192,578.41	
	TOTAL EXPENSES	232,655.00	226,293.00	33,714.59	589.07	13,368.41	179,210.00	
161	CDA BUSINESS CRIMES	.00	.00	-35,164.48	-2,819.98	.00	35,164.48	100.0%
	TOTAL REVENUES	-108,500.00	-108,500.00	-70,529.31	-3,579.29	.00	-37,970.69	
	TOTAL EXPENSES	108,500.00	108,500.00	35,364.83	759.31	.00	73,135.17	
163	CDA CONTRABAND	.00	.00	-15,959.22	770.73	.00	15,959.22	100.0%
	TOTAL REVENUES	-76,500.00	-76,500.00	-72,937.38	-2,517.35	.00	-3,562.62	
	TOTAL EXPENSES	76,500.00	76,500.00	56,978.16	3,288.08	.00	19,521.84	
164	CDA SPATTF GRANT	.00	.00	-7,364.25	36,197.95	26,255.60	-18,891.35	100.0%
	TOTAL REVENUES	-723,972.00	-723,972.00	-511,251.50	-14,127.40	.00	-212,720.50	
	TOTAL EXPENSES	723,972.00	723,972.00	503,887.25	50,325.35	26,255.60	193,829.15	
166	CDA JAG GRANT	.00	.00	-204,516.20	18,136.81	5,806.39	198,709.81	100.0%
	TOTAL REVENUES	-171,803.00	-265,760.00	-232,068.20	-49.79	.00	-33,691.80	
	TOTAL EXPENSES	171,803.00	265,760.00	27,552.00	18,186.60	5,806.39	232,401.61	
168	CDA Border Prosecution Uni	.00	.00	.00	.00	.00	.00	.0%
	TOTAL REVENUES	.00	-127,500.00	-270.59	-270.59	.00	-127,229.41	
	TOTAL EXPENSES	.00	127,500.00	270.59	270.59	.00	127,229.41	

11/04/2020 18:34  
RScott

Lubbock County  
BUDGET SUMMARIES REPORT  
FUND SUMMARY JUNE 2020

P 5  
glytbdud

FOR 2020 09

171	CDA VOCA VICTIM ADV PROJECT	ORIGINAL APPROP	REVISED BUDGET	YTD ACTUAL	MTD ACTUAL	ENCUMBRANCES	AVAILABLE BUDGET	PCT USED
171	CDA VOCA VICTIM ADV PROJEC	.00	.00	2.53	-15,690.03	.00	-2.53	100.0%
	TOTAL REVENUES	-271,182.00	-271,182.00	-89,495.52	-25,404.71	.00	-181,686.48	
	TOTAL EXPENSES	271,182.00	271,182.00	89,498.05	9,714.68	.00	181,683.95	
201	GEN OB REFUNDING BOND SRS	.00	.00	-1,027,111.07	-45,565.42	.00	1,027,111.07	100.0%
	TOTAL REVENUES	-6,459,418.00	-6,459,418.00	-6,362,304.07	-45,565.42	.00	-97,113.93	
	TOTAL EXPENSES	6,459,418.00	6,459,418.00	5,335,193.00	.00	.00	1,124,225.00	
202	UNLIMITED TAX ROAD BONDS 2	.00	.00	-119,165.71	-2,615.28	.00	119,165.71	100.0%
	TOTAL REVENUES	-400,659.00	-400,659.00	-391,551.59	-2,615.28	.00	-9,107.41	
	TOTAL EXPENSES	400,659.00	400,659.00	272,385.88	.00	.00	128,273.12	
204	TAX NOTES, SERIES 2013	.00	.00	-162,984.41	-9,998.62	.00	162,984.41	100.0%
	TOTAL REVENUES	-1,424,160.00	-1,424,160.00	-1,401,284.41	-9,998.62	.00	-22,875.59	
	TOTAL EXPENSES	1,424,160.00	1,424,160.00	1,238,300.00	.00	.00	185,860.00	
206	GEN OB REFUNDING BOND SRS	.00	.00	-111,053.73	-1,445.28	86,350.00	24,703.73	100.0%
	TOTAL REVENUES	-198,784.00	-198,784.00	-197,903.73	-1,445.28	.00	-880.27	
	TOTAL EXPENSES	198,784.00	198,784.00	86,850.00	.00	86,350.00	25,584.00	
301	ROAD CONSTRUCTION FUND	.00	.00	359,553.74	150,741.79	1,172,784.03	-1,532,337.77	100.0%
	TOTAL REVENUES	-2,863,236.00	-2,863,236.00	-432,662.23	.00	.00	-2,430,573.77	
	TOTAL EXPENSES	2,863,236.00	2,863,236.00	792,215.97	150,741.79	1,172,784.03	898,236.00	
302	ROAD BOND CONTRUCTION	.00	.00	78,424.04	14,100.38	136,845.00	-215,269.04	100.0%
	TOTAL REVENUES	-5,126,000.00	-5,126,000.00	-50,040.11	-899.62	.00	-5,075,959.89	
	TOTAL EXPENSES	5,126,000.00	5,126,000.00	128,464.15	15,000.00	136,845.00	4,860,690.85	
306	CRTC RENOVATIONS	.00	82,225.00	234,012.00	.00	.00	-151,787.00	284.6%
	TOTAL REVENUES	-151,787.00	-151,787.00	.00	.00	.00	-151,787.00	
	TOTAL EXPENSES	151,787.00	234,012.00	234,012.00	.00	.00	.00	
307	CRTC RENOVATIONS #2	.00	516,463.00	1,086,607.03	226,902.73	807,990.19	-1,378,134.22	366.8%
	TOTAL REVENUES	-2,003,213.00	-2,003,213.00	-2,351.36	.00	.00	-2,000,861.64	
	TOTAL EXPENSES	2,003,213.00	2,519,676.00	1,088,958.39	226,902.73	807,990.19	622,727.42	
308	VENUE CAPITAL PROJECT	.00	.00	-5,000,886.89	-5,000,886.89	.00	5,000,886.89	100.0%
	TOTAL REVENUES	.00	.00	-5,085,886.89	-5,085,886.89	.00	5,085,886.89	
	TOTAL EXPENSES	.00	.00	85,000.00	85,000.00	.00	-85,000.00	
401	EMPLOYEE HEALTH BENEFIT	.00	.00	-1,605,594.35	15,071.53	4,654,755.10	-3,049,160.75	100.0%
	TOTAL REVENUES	-13,200,000.00	-13,200,000.00	-8,672,853.50	-856,312.17	.00	-4,527,146.50	
	TOTAL EXPENSES	13,200,000.00	13,200,000.00	7,067,259.15	871,383.70	4,654,755.10	1,477,985.75	
403	WORKERS COMPENSATION	.00	.00	1,866,967.83	24,934.18	785,683.71	-2,652,651.54	100.0%
	TOTAL REVENUES	-4,130,500.00	-4,130,500.00	-1,124,349.95	-1,217.03	.00	-3,006,150.05	
	TOTAL EXPENSES	4,130,500.00	4,130,500.00	2,991,317.78	26,151.21	785,683.71	353,498.51	
	GRAND TOTAL	-173,850.00	624,838.00	-28,826,308.34	-2,993,217.99	19,171,551.24	10,279,595.10	-1545.2%

\*\* END OF REPORT - Generated by Scott, Rhonda \*\*

183