

LUBBOCK COUNTY, TEXAS
Monthly Unaudited Financial Report
January 31, 2021



Prepared By: County Auditor's Office

Kathy Williams, County Auditor

Members of Government Finance Officers Association of the United States and
Canada

This report is available on the Internet

Lubbock County, Texas
Unaudited Monthly Financial Report
January 31, 2021
Table of Contents

| Description | Page Number |
|--|------------------------|
| County Auditor's Letter of Transmittal | |
| Financial Statements: | |
| ❖ Consolidated Balance Sheet – All Funds | 1-4 |
| ❖ Bank Balances – All Funds | 5 |
| ❖ Revenue Report – Account Summary | 6-50 |
| ❖ Revenue Report – Group/Fund Summary | 51-71 |
| ❖ Venue HOT & STVR Tax | 24, 55, 67 |
| Schedules: | |
| ❖ Debt Service Maturity Schedules | 72-77 |
| ❖ Investment Schedules | 78-80 |
| ❖ Schedule of Transfers between Funds | 81 |
| ❖ Sales Tax Summary | 82 |
| ❖ Ad Valorem Collection Summary | 83-84 |
| Budget Status: | |
| ❖ Budget Report – Account Summary | 85-160 |
| ❖ Budget Report – Group/Fund Summary | 161-181 |
| ❖ Venue HOT & STVR Tax | 128, 166, 178 |

LUBBOCK COUNTY

Kathy Williams
County Auditor

Rhonda Scott
First Assistant Auditor



P.O. Box 10536
916 Main, Suite 700
Lubbock, Texas 79408-3536
Phone: (806) 775-1097
Fax: (806) 775-7917

February 22, 2021

The Honorable District Judges and the Honorable Members of the Commissioners' Court:

The unaudited and unadjusted financial report of Lubbock County, Texas, for the month ended January 31, 2021, is hereby submitted as required by the Local Governmental Code 114.025.

This report is presented in three sections, namely: Financial Statements, Schedules, and Budget Status.

Although this report is self explanatory, please do not hesitate to call the County Auditor's office for more information at (806) 775-1097. This report can be seen on the Internet at www.co.lubbock.tx.us.

Respectfully submitted,

A handwritten signature in blue ink that reads "Kathy Williams". The signature is written in a cursive, flowing style.

Kathy Williams
County Auditor

02/05/2021 13:15
RScott

Lubbock County
CONSOLIDATED BALANCE SHEET FOR 2021 4

P 1
glbalsht

| OBJ | OBJ DESCRIPTION | NET CHANGE FOR PERIOD | ACCOUNT BALANCE |
|--------|------------------------------|-----------------------|-----------------|
| ASSETS | | | |
| 100200 | CASH ACCOUNT | 180,111.43 | 3,548,787.67 |
| 100201 | JURY FUND | .00 | 3,000.00 |
| 100202 | FEDERAL TAX ACCOUNT | .00 | 5,000.00 |
| 100205 | SO FORFEITED CONTRABAND | .00 | 316,897.61 |
| 100206 | SO INMATE COMMISSARY ACCOUNT | .00 | 3,070,655.92 |
| 100207 | SO INMATE PROGRAM DONATIONS | .00 | 7,154.96 |
| 100208 | CDA BUSINESS CRIMES | .00 | 68,117.48 |
| 100209 | CDA FORFEITED ASSETS | .00 | 73,138.24 |
| 100210 | SPAT PROGRAM INCOME | .00 | 31,990.83 |
| 100211 | SPAT FEDERAL INCOME | .00 | 5,264.95 |
| 100212 | CDA JAG 18 | -860.70 | 70,459.93 |
| 100215 | CDA JAG 19 | .00 | 94,089.55 |
| 100235 | JP1 CREDIT CARD | 15,008.75 | 31,021.15 |
| 100238 | JP2 CREDIT CARD | 279.10 | 10,163.10 |
| 100241 | JP3 CREDIT CARD | 1,557.40 | 14,099.40 |
| 100244 | JP4 CREDIT CARD | 7,115.00 | 20,529.00 |
| 100263 | DRC REVENUE ACCOUNT | -8,227.50 | 50.00 |
| 100400 | CHANGE FUNDS | .00 | 2,150.00 |
| 100403 | CDA DEA INVESTIGATION | .00 | 10,000.00 |
| 100802 | INVESTMENTS | .00 | 346,156.89 |
| 101901 | DEA CASH LNB | .00 | 245,201.95 |
| 105000 | CLAIM ON CASH | 15,708,272.23 | 158,453,044.84 |
| 117000 | DELINQUENT TAXES | .00 | 2,839,663.80 |
| 117001 | PRE 1972 DELINQUENT TAXES | .00 | 283,021.05 |
| 119900 | EST UNCOLL DLNQNT TAXES | .00 | -2,831,528.85 |
| 122100 | ACCOUNTS RECEIVABLE | -1,341,685.57 | 721,373.35 |
| 122200 | ACCOUNTS RECEIVABLE-GRANTS | -19,370.47 | 1,471,701.02 |
| 126300 | WOODROW VFD | .00 | 80,000.00 |
| 126500 | WEST CARLISLE VFD | .00 | 18,729.68 |
| 126600 | NEW DEAL VFD | .00 | 7,000.00 |
| 127000 | IDALOU VFD | .00 | 10,000.00 |
| 127400 | BUFFALO SPRINGS VFD | .00 | 23,000.00 |
| 129000 | RETURNED CHECKS RECEIVABLE | .00 | 3,155.32 |
| 131100 | ANDREWS COUNTY | -1,700.00 | .00 |
| 131500 | GAINES COUNTY | .00 | 1,600.00 |
| 131700 | HALE COUNTY | -3,600.00 | 5,200.00 |
| 131800 | HOCKLEY COUNTY | -345.00 | 7,948.42 |
| 131850 | HUNT COUNTY | -4,766.99 | 750.00 |
| 132101 | GRAY COUNTY | -4,200.00 | 5,010.00 |
| 132200 | TERRY COUNTY | -600.00 | .00 |
| 132400 | PECOS COUNTY | .00 | 4,230.66 |
| 132600 | DAWSON COUNTY | .00 | 200.00 |
| 132900 | MOORE COUNTY | -4,575.00 | .00 |
| 133000 | WICHITA COUNTY | -2,605.00 | .00 |
| 133500 | REEVES COUNTY | .00 | -1,400.00 |
| 133900 | WHEELER COUNTY | -3,875.00 | .00 |
| 134000 | HOWARD COUNTY | -3,400.00 | .00 |
| 134200 | RANDALL/POTTER COUNTY | -3,900.94 | 4,269.94 |

| OBJ | OBJ DESCRIPTION | NET CHANGE FOR PERIOD | ACCOUNT BALANCE |
|--------------------|------------------------------|-----------------------|-----------------------|
| ASSETS | | | |
| 135300 | SWISHER/CASTRO COUNTY | -5,010.00 | .00 |
| 135701 | OCHILTREE COUNTY | -4,138.71 | 3,410.00 |
| 135801 | CHILDRESS COUNTY | .00 | 2,095.46 |
| 136002 | WARD COUNTY-GRANT | .00 | 1,000.00 |
| 138801 | SCURRY COUNTY | .00 | 400.00 |
| 139800 | FINES, FEES, COURT COST REC | .00 | 826,169.12 |
| 139900 | FINES, FEES ALLOW FOR UNCOLL | .00 | -165,233.82 |
| 146100 | DUE FROM CDA AGENCY FUND | .00 | 647.00 |
| 147001 | UNAMORTIZED PREM/DISC | .00 | 246,076.96 |
| 147500 | ADVANCE TO DISP RES FUND | .00 | 50.00 |
| 150200 | DUE FROM COUNTY CLERK | .00 | 950.00 |
| 150300 | DUE FROM DISTRICT CLERK | .00 | 550.00 |
| 150400 | DUE FROM JP PRECINCT 1 FUND | .00 | 10,200.00 |
| 150500 | DUE FROM JP PRECINCT 2 FUND | .00 | 10,300.00 |
| 150600 | DUE FROM JP PRECINCT 3 FUND | .00 | 15,140.00 |
| 150700 | DUE FROM JP PRECINCT 4 FUND | .00 | 10,000.00 |
| 151000 | DUE FROM TAX AGENCY | .00 | 8,750.00 |
| 154000 | DUE FROM INSURANCE CLEARING | .00 | 15,000.00 |
| 154600 | DUE FROM SHERIFF AGENCY | .00 | 8,000.00 |
| 158100 | DUE FROM LAW LIBRARY | .00 | 50.00 |
| 162100 | PREPAID INSURANCE | .00 | 733,280.86 |
| 162600 | PREPAID EXPENSES/CONTRACTS | 14,356.12 | 117,227.14 |
| | TOTAL ASSETS | 14,513,839.15 | 170,924,960.58 |
| LIABILITIES | | | |
| 200000 | FICA TAXES PAYABLE | 18,196.74 | -247,872.39 |
| 200100 | MEDICARE | 4,255.58 | -57,970.63 |
| 200200 | WITHHOLDING PAYABLE | 16,288.87 | -168,413.01 |
| 200300 | RETIREMENT PAYABLE | -372,885.19 | -778,956.43 |
| 200400 | HEALTH INSURANCE PAYABLE | 9,834.63 | -399,553.86 |
| 200500 | UNEMPLOYMENT PAYABLE | -1,593.58 | -3,402.17 |
| 200700 | WORKERS COMP PAYABLE | 19.24 | -62,084.72 |
| 200900 | PAYABLE TO UNITED WAY | 5.00 | -1,029.35 |
| 201000 | DEFERRED COMP PAYABLE | -10.00 | -9,002.30 |
| 201100 | PARKING WITHHELD | -105.00 | -2,799.00 |
| 201200 | DENTAL INSURANCE PAYABLE | 914.92 | -24,436.00 |
| 201401 | SUPPLEMENTAL LIFE & AD&D | 1,105.00 | -17,627.55 |
| 201600 | CHILD SUPPORT PAYABLE | 439.55 | -10,042.44 |
| 201700 | GARNISHMENTS PAYABLE | 738.47 | -466.15 |
| 201800 | CHILD SUPPORT PAYABLE | .00 | -765.27 |
| 202500 | FSA-MEDICAL PAYABLE | 360,812.68 | -39,513.87 |
| 202600 | FSA-CHILD CARE PAYABLE | .00 | -1,076.88 |
| 202900 | VISION PAYABLE | 146.74 | -4,435.90 |
| 204100 | LEOSE-CONSTABLE 1 | .00 | -7,177.33 |
| 204200 | LEOSE-CONSTABLE 2 | .00 | -4,221.68 |
| 204300 | LEOSE-CONSTABLE 3 | .00 | -3,451.52 |

| OBJ | OBJ DESCRIPTION | NET CHANGE FOR PERIOD | ACCOUNT BALANCE |
|--------------------|--------------------------------|-----------------------|-----------------|
| LIABILITIES | | | |
| 204400 | LEOSE-CONSTABLE 4 | .00 | -7,111.49 |
| 210000 | ACCOUNTS PAYABLE | 1,231,626.78 | -44,492.51 |
| 210100 | ACCOUNTS PAYABLE PENDING | 495.63 | -1,842,927.54 |
| 210200 | RETAINAGE PAYABLE | .00 | -147,839.87 |
| 210600 | PURCHASING CARD LIABILITY | .00 | -589.16 |
| 220110 | JP PREC 1 DUE TO OTHERS | 176.30 | -12,635.10 |
| 220210 | JP PREC 2 DUE TO OTHERS | -3,955.02 | -427,772.03 |
| 220300 | JP PREC 3 DUE TO OTHERS | -375.06 | -48,724.28 |
| 220430 | JP PREC 4 DUE TO OTHERS | -1,068.20 | -107,010.30 |
| 221110 | DUE TO COLLECTION AGENCY | -102.84 | -307.92 |
| 221200 | DUE TO CHILD PASS SAFETY SEAT | -.63 | -.73 |
| 223100 | DUE TO (CVC) COMP TO VICTIMS | -52.72 | -289.49 |
| 223200 | DUE TO CJC | -2.13 | -22.98 |
| 223300 | DUE TO LEOA | -.10 | -1.13 |
| 223400 | DUE TO JCPT | -3.51 | -13.87 |
| 223600 | DUE TO JPD | -29.00 | -384.50 |
| 223700 | DUE TO WARRANT EXEC-STATE | .00 | -.92 |
| 223800 | DUE TO ARREST FEE-STATE | -850.96 | -1,275.55 |
| 223900 | DUE TO LEMI | -.05 | -.57 |
| 224000 | DUE TO CRIME STOPPERS | -.22 | -2.30 |
| 225100 | DUE TO FLSI (INDIGENTS) | -7,532.92 | -24,786.34 |
| 225200 | DUE TO FA (FUGITIVE APPR) | -8.10 | -61.75 |
| 225300 | DUE TO CCC (CONS CRT COST) | -58.83 | -368.05 |
| 225400 | DUE TO JCD (JUV CR DELIQ) | -.33 | -2.42 |
| 225500 | DUE TO TP (TIME PAYMENT) | -1,226.24 | -2,708.39 |
| 225600 | CMI FEE | -.09 | -.63 |
| 225700 | CMIT FINE | -114.32 | -233.10 |
| 225800 | STF | -10,871.55 | -11,961.45 |
| 225810 | STF 2 | .00 | -20,945.99 |
| 225900 | NONDISCLOSURE FEE | -84.00 | -196.00 |
| 226000 | SEXUAL ASSAULT | 410.48 | -201.00 |
| 226100 | NEW CCC | -4,832.66 | -18,798.13 |
| 226200 | EMS TRAUMA FUND | -668.10 | -2,692.06 |
| 226300 | FAILURE TO APPEAR- FTA-STATE | -855.68 | -2,906.98 |
| 226400 | OMNIBASE PROGRAM | -441.39 | -1,329.48 |
| 226500 | BAIL BOND FEE STATE | -11,145.00 | -10,030.50 |
| 226600 | DUE TO COMP (BIRTH CERT FEE) | -14.40 | -34.20 |
| 226700 | DUE TO COMP (MARRIAGE LICENSE) | -3,997.50 | -13,745.00 |
| 226800 | DUE TO COMP (JSAL FUND) | -4,417.51 | -11,423.87 |
| 226900 | DIST CLERK JUDICIAL FEE | -37,865.48 | -37,865.48 |
| 227000 | JURY REIMBURSEMENT FEE | -323.08 | -1,111.61 |
| 227100 | JUDICIAL SUPPORT PMT-CIVIL | -19,033.03 | -67,909.77 |
| 227200 | JUDICIAL SUPPORT PMT-CRIMINAL | -499.90 | -1,746.30 |
| 227300 | E-FILING FEE-CRIMINAL | 108.10 | -48.88 |
| 227400 | E-FILING FEE-CIVIL | 31,230.05 | -16,559.88 |
| 227500 | UNCLAIMED FUNDS-ESCHEAT | -95.81 | -340,312.69 |
| 227700 | UNCLAIMED FUNDS | .00 | -52,911.47 |
| 227800 | BAIL BOND BOARD | .00 | -9,722.95 |

| OBJ | OBJ DESCRIPTION | NET CHANGE FOR PERIOD | ACCOUNT BALANCE |
|---------------------|---|-----------------------|------------------------|
| LIABILITIES | | | |
| 227900 | COUNTY JUDGE SUPP-JUDICIAL-SPE | -4,400.00 | -14,640.00 |
| 228000 | INMATE BENEFITS-REFUSED CKS | .00 | -395.58 |
| 228100 | DUE TO DRUG COURT FEE | 139.34 | -333.53 |
| 228110 | INDIGENT DEFENSE FEE | -155.27 | -523.11 |
| 228200 | DNA TESTING FEE | .00 | -45.54 |
| 228400 | CIVIL JUSTICE FEE | -3.26 | -9.70 |
| 228500 | JUD/CRT PERSONNEL TRAINING FEE | -5,133.71 | -17,406.28 |
| 228600 | 7TH COA JUDICIAL SUPPORT FEE | -2,273.47 | -3,879.52 |
| 228700 | DNA TESTING (CS) FEE | -16.08 | -20.70 |
| 228900 | TX HOME VISITING FEE | 165.00 | .00 |
| 229000 | TRUANCY PREVENTION & DIVERSION | -112.03 | -408.35 |
| 229100 | CSCD ATTORNEY FEES | -47.87 | -47.87 |
| 229200 | CSCD COURT COST | -117.20 | -241.20 |
| 229300 | CSCD FINES | -169.93 | -169.93 |
| 229400 | CSCD-DPS FEES | -2,386.22 | -3,159.22 |
| 229500 | DUE TO CCC LOCAL | -4,315.11 | -4,315.11 |
| 229503 | Due To CCC Local MISD | -2,114.52 | -1,848.59 |
| 229523 | Due To CCC Local Felony | -2,881.07 | -2,550.38 |
| 229533 | Due To CCC Local MISD | -214.57 | -197.26 |
| 229600 | DUE TO CCC STATE | -26,816.15 | -79,871.57 |
| 229900 | FAMILY VIOLENCE FINE | .00 | -96.75 |
| 241100 | DUE TO GENERAL FUND | .00 | -50.00 |
| 241101 | DUE TO GENERAL | .00 | -647.00 |
| 241110 | ADVANCE FROM GENERAL FUND | .00 | -50.00 |
| 260510 | EXTRADITION BONDS | -743.75 | -93,510.04 |
| 271400 | NET DELINQUENCY TAX RECV | .00 | -87,241.05 |
| 271520 | PAVING ESCROW | .00 | -29,650.91 |
| 271600 | SUB DIVISION PAVING ESCRO | 19,371.70 | -52,264.48 |
| 279900 | FINES, FEES, COURT COST PAY | .00 | -660,935.30 |
| 280300 | UNDISTRIBUTED INTEREST | -12,061.24 | -52,448.65 |
| | TOTAL LIABILITIES | 1,147,399.22 | -6,243,272.68 |
| FUND BALANCE | | | |
| 360000 | UNRESERVED UNDESIGNATED | .00 | -99,330,758.97 |
| 360001 | EXPENDITURES | 16,924,104.42 | 55,034,544.54 |
| 360002 | REVENUES | -32,585,342.79 | -119,510,473.47 |
| 360100 | RESERVE-INS DEDUCTIBLE | .00 | -875,000.00 |
| 360202 | ENCUMBRANCES | 7,381,017.11 | 34,926,857.80 |
| 360203 | FB CURRENT ENCUMBRANCES | -7,381,017.11 | -34,926,857.80 |
| 360301 | APPROPRIATIONS | -834,760.00 | -248,072,958.00 |
| 360302 | BUDGETED REVENUES | 834,760.00 | 248,072,958.00 |
| | TOTAL FUND BALANCE | -15,661,238.37 | -164,681,687.90 |
| | TOTAL LIABILITIES + FUND BALANCE | -14,513,839.15 | -170,924,960.58 |

** END OF REPORT - Generated by Scott, Rhonda **

Lubbock County, Texas
City Bank-Bank Balance Report
January 2021

| Account Name | Beginning Balance | Increase/ (Decrease) | Ending Balance |
|---------------------------|----------------------|-------------------------|-------------------|
| A INSURANCE CLEARING | \$15,000.00 | (\$868.62) | \$14,131.38 |
| A JURY | \$4,838.00 | \$412.00 | \$5,250.00 |
| A LC FSA Account | \$29,128.90 | (\$1,077.53) | \$28,051.37 |
| A PAYROLL | \$3,083.50 | \$1,574.95 | \$4,658.45 |
| A POOLED CASH | \$3,993,768.39 | \$14,275,149.13 | \$18,268,917.52 |
| A TREASURER FED TAX | \$5,000.00 | \$0.00 | \$5,000.00 |
| A WORKERS COMP | \$25,004.27 | (\$6,828.30) | \$18,175.97 |
| BAIL BOND | \$321,258.58 | \$6,000.00 | \$327,258.58 |
| BB SPECIAL ACCOUNT | \$21,450.00 | (\$13,740.00) | \$7,710.00 |
| CASH BOND | \$161,500.00 | \$7,900.00 | \$169,400.00 |
| CC CREDIT CARD ACCOUNT | \$0.00 | \$0.00 | \$0.00 |
| CC E FILE ACCOUNT | \$0.00 | \$0.00 | \$0.00 |
| CC GENERAL | \$120,861.04 | \$51,150.08 | \$172,011.12 |
| CC REGISTRY FUND | \$11,147,179.27 | (\$2,720,539.30) | \$8,426,639.97 |
| CDA BUSINESS CRIMES | \$65,661.67 | \$2,359.90 | \$68,021.57 |
| CDA COMPTROLLER | \$3,297.38 | (\$2,644.16) | \$653.22 |
| CDA DPS FORFEITURE | \$11,011.93 | \$3,668.86 | \$14,680.79 |
| CDA FORFEITED | \$72,354.01 | \$37,507.45 | \$109,861.46 |
| CDA JAG12 | \$0.00 | \$0.00 | \$0.00 |
| CDA JAG13 | \$94,089.55 | \$10.74 | \$94,100.29 |
| CDA JAG14 | \$71,320.63 | (\$852.62) | \$70,468.01 |
| CDA JAG15 | \$0.00 | \$0.00 | \$0.00 |
| CDA RESTITUTION | \$26,756.75 | (\$526.45) | \$26,230.30 |
| CDA SEIZURE | \$284,617.87 | (\$137.00) | \$284,480.87 |
| CDA TRUST FUND | \$151,269.93 | \$1,457.34 | \$152,727.27 |
| CRTC COMMISSARY | \$687.53 | \$306.56 | \$994.09 |
| CRTC REVENUE FUND | \$781.07 | (\$413.84) | \$367.23 |
| CRTC TRUST FUND | \$1,249.95 | \$349.28 | \$1,599.23 |
| CSCD CREDIT CARD | \$219,673.02 | (\$25,658.68) | \$194,014.34 |
| CSCD Health | \$13.32 | \$0.63 | \$13.95 |
| CSCD OPERATING | \$104,658.27 | \$17,206.83 | \$121,865.10 |
| DC CHILD SUPPORT | \$0.00 | \$0.00 | \$0.00 |
| DC CREDIT CARD ACCT | \$0.00 | \$0.00 | \$0.00 |
| DC CUSTODIAL | \$3,652,159.13 | (\$55,010.71) | \$3,597,148.42 |
| DC E FILE ACCOUNT | \$0.00 | \$0.00 | \$0.00 |
| DC GENERAL | \$333,098.95 | \$19,597.19 | \$352,696.14 |
| DIST CT ONLINE ACCESS | \$6,625.00 | (\$2,730.00) | \$3,895.00 |
| DRC CHECKING | \$7,253.75 | (\$1,688.75) | \$5,565.00 |
| HOST COURT | \$4,083.75 | \$0.00 | \$4,083.75 |
| JP 1 | \$10,823.70 | (\$323.70) | \$10,500.00 |
| JP 1 CREDIT CARD | \$15,048.40 | \$13,871.75 | \$28,920.15 |
| JP 1 E File Account | \$0.00 | \$0.00 | \$0.00 |
| JP 2 | \$22,146.30 | \$245.00 | \$22,391.30 |
| JP 2 CREDIT CARD | \$9,221.00 | \$532.10 | \$9,753.10 |
| JP 2 E File Account | \$0.00 | \$0.00 | \$0.00 |
| JP 3 | \$14,301.90 | (\$1,141.00) | \$13,160.90 |
| JP 3 CREDIT CARD | \$11,470.00 | \$2,111.40 | \$13,581.40 |
| JP 3 E File Account | \$0.00 | \$0.00 | \$0.00 |
| JP 4 | \$12,112.80 | (\$2,840.00) | \$9,272.80 |
| JP 4 CREDIT CARD | \$11,039.00 | \$7,770.00 | \$18,809.00 |
| JP 4 E File Account | \$0.00 | \$0.00 | \$0.00 |
| JPO FEE ACCOUNT | \$512.00 | \$601.00 | \$1,113.00 |
| LC VENUE PROJECT FUND | \$3,368,676.24 | \$180,111.43 | \$3,548,787.67 |
| MEDICAL EXAMINER | \$2,462.70 | \$130.00 | \$2,592.70 |
| RK TAC | \$647.82 | (\$456.79) | \$191.03 |
| RK TAC BEER AND LIQU | \$6,773.00 | (\$893.00) | \$5,880.00 |
| RK TAC CERT OF TITLE | \$75,732.52 | \$8,690.43 | \$84,422.95 |
| RK TAC CHARGE CARD | \$40,220.87 | (\$6,269.27) | \$33,951.60 |
| RK TAC CHECK CLEARIN | \$298,502.08 | (\$41,790.99) | \$256,711.09 |
| RK TAC EFT ACCOUNT | \$5,824.40 | (\$371.27) | \$5,453.13 |
| RK TAC MOTOR VEHICLE | \$1,468,063.34 | (\$132,441.86) | \$1,335,621.48 |
| RK TAC OMNIBUS | \$991,961.02 | (\$59,004.40) | \$932,956.62 |
| SHERIFF'S RECOVERED FUNDS | \$10,000.00 | \$0.00 | \$10,000.00 |
| SO FORFEITED | \$318,666.71 | \$23,882.42 | \$342,549.13 |
| SO INMATE | \$352,299.85 | \$38,801.13 | \$391,100.98 |
| SO SEIZED FUNDS | \$354,553.33 | (\$42,701.00) | \$311,852.33 |
| SO SHERIFF | \$16,436.97 | \$5,971.68 | \$22,408.65 |
| SPATTF FEDERAL ACCT | \$5,264.95 | \$0.60 | \$5,265.55 |
| SPATTF PROGRAM INCOM | \$31,990.83 | \$1,683.74 | \$33,674.57 |
| | \$28,413,487.14 | \$11,588,104.38 | \$40,001,591.52 |

Revenue Summaries Report

For Fiscal: 2020-2021 Period Ending 01/31/21

Account Summary

02/05/2021 12:57
RScott

Lubbock County
REVENUE SUMMARIES REPORT
ACCOUNT SUMMARY JANUARY 2021

P 1
glytdbud

FOR 2021 04

| | ORIGINAL ESTIM REV | REVISED EST REV | ACTUAL YTD REVENUE | ACTUAL MTD REVENUE | REMAINING REVENUE | PCT COLL |
|------------------------------------|-----------------------|--------------------|-----------------------|-----------------------|----------------------|-------------|
| 011 GENERAL FUND | | | | | | |
| 40 Tax Collections | | | | | | |
| 011 400100 CURRENT AD VALOREM TAXE | 64,166,910.00 | 64,166,910.00 | 41,845,399.09 | 15,273,524.49 | 22,321,510.91 | 65.2%* |
| 011 400400 PEN & INT - CURRENT LEV | 263,084.00 | 263,084.00 | .00 | .00 | 263,084.00 | .0%* |
| 011 400500 DELIQ TAXES - PRIOR YEA | 391,418.00 | 391,418.00 | 115,611.44 | 32,718.92 | 275,806.56 | 29.5%* |
| 011 400600 PEN & INT - PRIOR YEARS | 198,917.00 | 198,917.00 | 55,750.49 | 17,097.71 | 143,166.51 | 28.0%* |
| 011 401000 COUNTY SALES & USE TAX | 28,090,886.00 | 28,090,886.00 | 4,398,752.11 | 2,163,046.23 | 23,692,133.89 | 15.7%* |
| TOTAL Tax Collections | 93,111,215.00 | 93,111,215.00 | 46,415,513.13 | 17,486,387.35 | 46,695,701.87 | 49.8% |
| 41 Licenses/Permits | | | | | | |
| 011 410100 COUNTY CLERK | 63,424.00 | 63,424.00 | 16,693.80 | 3,617.70 | 46,730.20 | 26.3%* |
| 011 410200 BEER & LIQUOR PERMITS | 129,028.00 | 129,028.00 | 13,495.00 | 6,610.00 | 115,533.00 | 10.5%* |
| TOTAL Licenses/Permits | 192,452.00 | 192,452.00 | 30,188.80 | 10,227.70 | 162,263.20 | 15.7% |
| 42 Intergovernmental | | | | | | |
| 011 420120 CARES ACT COVID-19 | .00 | 1,848,997.00 | .00 | .00 | 1,848,997.00 | .0%* |
| 011 420146 CORONA EMERGENCY SUPPLE | .00 | .00 | 615.24 | .00 | -615.24 | 100.0%* |
| 011 420168 EMERGENCY RENTAL ASSIST | .00 | .00 | 1,562,384.20 | 1,562,384.20 | -1,562,384.20 | 100.0%* |
| 011 420210 STATE MIXED DRINK TAX | 1,484,057.00 | 1,484,057.00 | 277,251.43 | 277,251.43 | 1,206,805.57 | 18.7%* |
| 011 420320 EMERGENCY MGT GRANT | 18,000.00 | 18,000.00 | 14,459.05 | .00 | 3,540.95 | 80.3%* |
| 011 420500 BINGO TAX PROCEEDS | 119,410.00 | 119,410.00 | 52,457.12 | 52,457.12 | 66,952.88 | 43.9%* |
| 011 420900 STATE - COUNTY COURTS | 272,200.00 | 272,200.00 | 73,050.00 | .00 | 199,150.00 | 26.8%* |
| 011 421210 STRADUS A/G CHILD SUPPO | 1,500.00 | 1,500.00 | 138.41 | 70.76 | 1,361.59 | 9.2%* |
| 011 422020 INTER LOCAL AGREEMENT-C | 200,000.00 | 200,000.00 | .00 | .00 | 200,000.00 | .0%* |
| 011 424600 REGIONAL PUBLIC DEFENDE | 75,078.00 | 75,078.00 | 75,078.00 | .00 | .00 | 100.0%* |
| 011 424800 GRANT ADMINISTRATION RE | 2,500.00 | 2,500.00 | 532.59 | .00 | 1,967.41 | 21.3%* |
| 011 425000 INDIGENT DEFENSE GRANT | 286,519.00 | 286,519.00 | .00 | .00 | 286,519.00 | .0%* |
| 011 425100 INDIGENT ATTY MENTORING | .00 | 36,578.00 | .00 | .00 | 36,578.00 | .0%* |
| TOTAL Intergovernmental | 2,459,264.00 | 4,344,839.00 | 2,055,966.04 | 1,892,163.51 | 2,288,872.96 | 47.3% |
| 43 Fees | | | | | | |
| 011 430200 COUNTY JUDGE | 7,393.00 | 7,393.00 | 2,494.00 | 732.00 | 4,899.00 | 33.7%* |

02/05/2021 12:57
RScott

Lubbock County
REVENUE SUMMARIES REPORT
ACCOUNT SUMMARY JANUARY 2021

P 2
glytdbud

FOR 2021 04

| | ORIGINAL ESTIM REV | REVISED EST REV | ACTUAL YTD REVENUE | ACTUAL MTD REVENUE | REMAINING REVENUE | PCT COLL |
|------------------------------------|-----------------------|--------------------|-----------------------|-----------------------|----------------------|-------------|
| 011 430300 COUNTY CLERK | 1,406,364.00 | 1,406,364.00 | 540,511.79 | 152,337.25 | 865,852.21 | 38.4%* |
| 011 430520 J.E.P.J. FEES | 5,009.00 | 5,009.00 | 1,830.00 | 550.00 | 3,179.00 | 36.5%* |
| 011 430600 VRED - TAPE | 365.00 | 365.00 | 34.19 | 1.09 | 330.81 | 9.4%* |
| 011 430700 TRAFFIC | 8,882.00 | 8,882.00 | 2,089.14 | 670.23 | 6,792.86 | 23.5%* |
| 011 430800 CHILD SAFETY - CS | 2,478.00 | 2,478.00 | 135.93 | 102.73 | 2,342.07 | 5.5%* |
| 011 431000 TAX ASSESSOR/COLLECTOR | 37,640.00 | 37,640.00 | 14,535.00 | 3,040.00 | 23,105.00 | 38.6%* |
| 011 431500 INDIGENT DEFENSE FEE | 1,581.00 | 1,581.00 | 41.61 | .00 | 1,539.39 | 2.6%* |
| 011 431600 JURY FEE COUNTY | .00 | .00 | 185.34 | .00 | -185.34 | 100.0%* |
| 011 432200 PASSPORT FEE - DIST CLE | 52,826.00 | 52,826.00 | .00 | .00 | 52,826.00 | .0%* |
| 011 432300 DISTRICT CLERK FEES | 506,761.00 | 506,761.00 | 143,968.31 | 23,275.84 | 362,792.69 | 28.4%* |
| 011 432500 PROSECUTOR'S FEES | .00 | .00 | 912.85 | .00 | -912.85 | 100.0%* |
| 011 433100 JP PRECINCT 1 | 58,020.00 | 58,020.00 | 12,427.48 | 3,457.39 | 45,592.52 | 21.4%* |
| 011 433200 JP PRECINCT 2 | 42,108.00 | 42,108.00 | 12,629.25 | 3,986.26 | 29,478.75 | 30.0%* |
| 011 433300 JP PRECINCT 3 | 49,957.00 | 49,957.00 | 15,304.81 | 5,058.40 | 34,652.19 | 30.6%* |
| 011 433400 JP PRECINCT 4 | 32,052.00 | 32,052.00 | 6,684.02 | 1,906.05 | 25,367.98 | 20.9%* |
| 011 434000 DISTRICT ATTORNEY | 28,851.00 | 28,851.00 | 373.19 | 95.90 | 28,477.81 | 1.3%* |
| 011 434500 MEDICAL EXAMINER | 270.00 | 270.00 | .00 | .00 | 270.00 | .0%* |
| 011 434600 SHERIFF | 548,981.00 | 548,981.00 | 201,491.26 | 24,708.28 | 347,489.74 | 36.7%* |
| 011 434800 CONSTABLES | 409,553.00 | 409,553.00 | 117,836.62 | 34,278.62 | 291,716.38 | 28.8%* |
| 011 435000 DEFENSIVE DRIVING FEE | 6,796.00 | 6,796.00 | 1,676.85 | 502.78 | 5,119.15 | 24.7%* |
| 011 435100 SS FEE-INMATE | 27,359.00 | 27,359.00 | 5,000.00 | 1,800.00 | 22,359.00 | 18.3%* |
| 011 435200 ISSUED WARRANT EXECUTIO | 48,104.00 | 48,104.00 | 10,108.96 | 3,234.81 | 37,995.04 | 21.0%* |
| 011 435300 ARREST FEES - COUNTY | 4,790.00 | 4,790.00 | 2,861.79 | 996.89 | 1,928.21 | 59.7%* |
| 011 435410 FAMILY PROTECTION FEE | 6,507.00 | 6,507.00 | 1,547.10 | 420.00 | 4,959.90 | 23.8%* |
| 011 436100 CMI FINE COMMISSION | .00 | .00 | .06 | .00 | -.06 | 100.0%* |
| 011 437400 VITAL STATISTICS PRESER | 4,623.00 | 4,623.00 | 1,395.00 | 399.00 | 3,228.00 | 30.2%* |
| TOTAL Fees | 3,297,270.00 | 3,297,270.00 | 1,096,074.55 | 261,553.52 | 2,201,195.45 | 33.2%* |
| 44 Commissions | | | | | | |
| 011 440100 MOTOR VEHICLE SALES TAX | 3,206,821.00 | 3,206,821.00 | .00 | .00 | 3,206,821.00 | .0%* |
| 011 440200 CERTIFICATE OF TITLE CO | 411,213.00 | 411,213.00 | 89,970.00 | 30,220.00 | 321,243.00 | 21.9%* |
| 011 440300 MOTOR VEHICLE COMMISSIO | 824,952.00 | 824,952.00 | 494,055.30 | 396,861.45 | 330,896.70 | 59.9%* |
| 011 440500 (CVC) COMP TO VICTIMS O | 146.00 | 146.00 | 30.58 | .00 | 115.42 | 20.9%* |
| 011 440600 LEQA COMMISSION | .00 | .00 | .24 | .00 | -.24 | 100.0%* |
| 011 440800 BEER & LIQUOR COMMISSIO | 2,629.00 | 2,629.00 | 318.00 | 163.00 | 2,311.00 | 12.1%* |
| 011 441100 CJC COMMISSION | .00 | .00 | 3.29 | .00 | -3.29 | 100.0%* |
| 011 441200 JCPT COMMISSION | .00 | .00 | 1.31 | .00 | -1.31 | 100.0%* |
| 011 441400 JPD COMM | .00 | .00 | 43.19 | .00 | -43.19 | 100.0%* |
| 011 441600 ARREST FEES - COMM | 20,174.00 | 20,174.00 | 1,698.37 | .00 | 18,475.63 | 8.4%* |
| 011 441700 LEMI COMMISSION | .00 | .00 | .12 | .00 | -.12 | 100.0%* |

02/05/2021 12:57
RSScott

Lubbock County
REVENUE SUMMARIES REPORT
ACCOUNT SUMMARY JANUARY 2021

P 3
glytdbud

FOR 2021 04

| | ORIGINAL ESTIM REV | REVISED EST REV | ACTUAL YTD REVENUE | ACTUAL MTD REVENUE | REMAINING REVENUE | PCT COLL |
|-----------------------------------|-----------------------|--------------------|-----------------------|-----------------------|----------------------|-------------|
| 011 441800 CRIMESTOPPERS-COMM | .00 | .00 | .28 | .00 | -.28 | 100.0%* |
| 011 442200 DNA TESTING FEE | .00 | .00 | 5.06 | .00 | -5.06 | 100.0%* |
| 011 442400 SEPTIC INSPECTION | 60,233.00 | 60,233.00 | 31,580.00 | 6,450.00 | 28,653.00 | 52.4%* |
| 011 442500 FLSI COMM | 4,469.00 | 4,469.00 | 956.67 | .00 | 3,512.33 | 21.4%* |
| 011 442600 FA COMM | 127.00 | 127.00 | 6.32 | .00 | 120.68 | 5.0%* |
| 011 442700 CCC COMM | 615.00 | 615.00 | 35.89 | .00 | 579.11 | 5.8%* |
| 011 442800 JCD COMM | .00 | .00 | .24 | .00 | -.24 | 100.0%* |
| 011 442900 TP COMM (40%) | 20,296.00 | 20,296.00 | 666.99 | .00 | 19,629.01 | 3.3%* |
| 011 443000 JE COMM (10%) | 19,056.00 | 19,056.00 | 1,000.48 | .00 | 18,055.52 | 5.3%* |
| 011 443500 NEW CCC COMM | 42,340.00 | 42,340.00 | 1,623.47 | .00 | 40,716.53 | 3.8%* |
| 011 443600 EMS TRAUMA FUND COMM | 5,380.00 | 5,380.00 | 233.06 | .00 | 5,146.94 | 4.3%* |
| 011 444000 STF COMM | 4,529.00 | 4,529.00 | 57.37 | .00 | 4,471.63 | 1.3%* |
| 011 444100 STF COMM | .00 | .00 | 872.75 | .00 | -872.75 | 100.0%* |
| 011 444200 DNA (CS) | .00 | .00 | 2.30 | .00 | -2.30 | 100.0%* |
| 011 444300 CIVIL DATA JUSTICE FEE | .00 | .00 | .72 | .00 | -.72 | 100.0%* |
| 011 444500 BAIL BOND FEE COMM | 5,348.00 | 5,348.00 | 1,114.50 | .00 | 4,233.50 | 20.8%* |
| 011 444600 COMM DC JUDICIAL FUND | 4,543.00 | 4,543.00 | 141.02 | .00 | 4,401.98 | 3.1%* |
| 011 444700 JURY REIMBURSEMENT FEE | 3,123.00 | 3,123.00 | 89.57 | .00 | 3,033.43 | 2.9%* |
| 011 445000 TIME PAYMENT - COUNTY | .00 | .00 | 4,180.91 | 1,363.03 | -4,180.91 | 100.0%* |
| 011 445400 CCC STATE COMM | .00 | .00 | 5,967.07 | .00 | -5,967.07 | 100.0%* |
| TOTAL Commissions | 4,635,994.00 | 4,635,994.00 | 634,655.07 | 435,057.48 | 4,001,338.93 | 13.7% |
| 45 Charges for Services | | | | | | |
| 011 450200 JURY FEES | 18,493.00 | 18,493.00 | 5,188.11 | 1,262.00 | 13,304.89 | 28.1%* |
| 011 450400 BOARD BILLS - INMATE | 2,243,146.00 | 2,243,146.00 | 457,260.02 | 156,510.02 | 1,785,885.98 | 20.4%* |
| 011 452100 COURT REPORTER FEES | 78,216.00 | 78,216.00 | 23,962.64 | 6,717.42 | 54,253.36 | 30.6%* |
| TOTAL Charges for Services | 2,339,855.00 | 2,339,855.00 | 486,410.77 | 164,489.44 | 1,853,444.23 | 20.8% |
| 46 Fines/Forfeitures | | | | | | |
| 011 460100 JP PRECINCT 1 | 214,907.00 | 214,907.00 | 50,479.59 | 18,621.88 | 164,427.41 | 23.5%* |
| 011 460200 JP PRECINCT 2 | 59,000.00 | 59,000.00 | 23,853.16 | 6,966.27 | 35,146.84 | 40.4%* |
| 011 460300 JP PRECINCT 3 | 60,843.00 | 60,843.00 | 19,502.44 | 5,214.70 | 41,340.56 | 32.1%* |
| 011 460400 JP PRECINCT 4 | 184,976.00 | 184,976.00 | 37,214.60 | 12,116.87 | 147,761.40 | 20.1%* |
| 011 460800 COUNTY COURT AT LAW 1 | 7,023.00 | 7,023.00 | 316.11 | 261.11 | 6,706.89 | 4.5%* |
| 011 460900 COUNTY COURT AT LAW 2 | 9,727.00 | 9,727.00 | 2,753.04 | 682.83 | 6,973.96 | 28.3%* |
| 011 461100 DISTRICT CLERK FINES | 9,939.00 | 9,939.00 | 4,348.98 | 2,742.75 | 5,590.02 | 43.8%* |

02/05/2021 12:57
RScott

Lubbock County
REVENUE SUMMARIES REPORT
ACCOUNT SUMMARY JANUARY 2021

P 4
glytdbud

FOR 2021 04

| | ORIGINAL ESTIM REV | REVISED EST REV | ACTUAL YTD REVENUE | ACTUAL MTD REVENUE | REMAINING REVENUE | PCT COLL |
|---|-----------------------|--------------------|-----------------------|-----------------------|----------------------|-------------|
| <u>011 461210 FORFEITURES</u> | 157,790.00 | 157,790.00 | 13,412.50 | 2,387.50 | 144,377.50 | 8.5%* |
| TOTAL Fines/Forfeitures | 704,205.00 | 704,205.00 | 151,880.42 | 48,993.91 | 552,324.58 | 21.6% |
| 47 Interest | | | | | | |
| <u>011 470000 INTEREST INCOME</u> | 958,694.00 | 958,694.00 | 5,712.53 | 276.82 | 952,981.47 | .6%* |
| TOTAL Interest | 958,694.00 | 958,694.00 | 5,712.53 | 276.82 | 952,981.47 | .6% |
| 48 Other Revenue | | | | | | |
| <u>011 480200 RENTALS-BUILDINGS</u> | 431,893.00 | 431,893.00 | 134,631.48 | 42,116.16 | 297,261.52 | 31.2%* |
| <u>011 480300 PARKING LOTS</u> | 75,650.00 | 75,650.00 | 14,578.50 | 1,660.00 | 61,071.50 | 19.3%* |
| <u>011 480510 DISPOSAL OF PROPERTY</u> | 50,000.00 | 50,000.00 | 2,355.42 | 393.27 | 47,644.58 | 4.7%* |
| <u>011 480600 INSURANCE REIMBURSEMENT</u> | 50,000.00 | 50,000.00 | .00 | .00 | 50,000.00 | .0%* |
| <u>011 480700 JURY REIMBURSEMENTS FRO</u> | 102,097.00 | 102,097.00 | .00 | .00 | 102,097.00 | .0%* |
| <u>011 481100 REIMBURSEMENTS-TELETYPE</u> | 1,592.00 | 1,592.00 | 336.00 | 38.00 | 1,256.00 | 21.1%* |
| <u>011 481300 REFUND - ATTORNEY FEES</u> | 90,609.00 | 90,609.00 | 9,404.92 | 2,657.26 | 81,204.08 | 10.4%* |
| <u>011 481500 OTHER REFUNDS/REIMBURSE</u> | 50,000.00 | 50,000.00 | .00 | .00 | 50,000.00 | .0%* |
| <u>011 481710 PAY PHONE COMMISSION</u> | 933,084.00 | 933,084.00 | 203,138.26 | 132,489.54 | 729,945.74 | 21.8%* |
| <u>011 482600 ELECTION REVENUES</u> | 288.00 | 288.00 | 10.30 | .00 | 277.70 | 3.6%* |
| <u>011 483000 INTEREST-ICAD</u> | 11,179.00 | 11,179.00 | 6,311.52 | 5,459.12 | 4,867.48 | 56.5%* |
| <u>011 484200 REIMB-INMATE TRANSPORTA</u> | 42,447.00 | 42,447.00 | 4,225.25 | 4,225.25 | 38,221.75 | 10.0%* |
| <u>011 489900 OTHER REVENUE</u> | 500,000.00 | 500,000.00 | 75,884.79 | 29,910.52 | 424,115.21 | 15.2%* |
| TOTAL Other Revenue | 2,338,839.00 | 2,338,839.00 | 450,876.44 | 218,949.12 | 1,887,962.56 | 19.3% |
| 73 Draws | | | | | | |
| <u>011 736100 DRAW FROM RESERVES</u> | 5,298,175.00 | 5,298,175.00 | .00 | .00 | 5,298,175.00 | .0%* |
| TOTAL Draws | 5,298,175.00 | 5,298,175.00 | .00 | .00 | 5,298,175.00 | .0% |
| TOTAL GENERAL FUND | 115,335,963.00 | 117,221,538.00 | 51,327,277.75 | 20,518,098.85 | 65,894,260.25 | 43.8% |
| TOTAL REVENUES | 115,335,963.00 | 117,221,538.00 | 51,327,277.75 | 20,518,098.85 | 65,894,260.25 | |

020 CONSOLIDATED ROAD AND BRIDGE

42 Intergovernmental

02/05/2021 12:57
RScott

Lubbock County
REVENUE SUMMARIES REPORT
ACCOUNT SUMMARY JANUARY 2021

JP 5
glytdbud

FOR 2021 04

| | ORIGINAL ESTIM REV | REVISED EST REV | ACTUAL YTD REVENUE | ACTUAL MTD REVENUE | REMAINING REVENUE | PCT COLL |
|---|-----------------------|--------------------|-----------------------|-----------------------|----------------------|-------------|
| <u>020 420100 GRANT REVENUE</u> | 20,000.00 | 20,000.00 | .00 | .00 | 20,000.00 | .0%* |
| <u>020 420408 STATE-LATERAL ROADS</u> | 52,500.00 | 52,500.00 | 52,154.41 | .00 | 345.59 | 99.3%* |
| <u>020 420700 AUTOMOBILE REGISTRATION</u> | 360,000.00 | 360,000.00 | .00 | .00 | 360,000.00 | .0%* |
| TOTAL Intergovernmental | 432,500.00 | 432,500.00 | 52,154.41 | .00 | 380,345.59 | 12.1% |
| 45 Charges for Services | | | | | | |
| <u>020 451800 SUBDIVISION PLAT FEE</u> | 10,000.00 | 10,000.00 | 1,650.00 | 900.00 | 8,350.00 | 16.5%* |
| <u>020 452000 VEHICLE REG.- SPECIAL F</u> | 2,600,000.00 | 2,600,000.00 | 698,170.00 | 201,020.00 | 1,901,830.00 | 26.9%* |
| <u>020 452200 GROSS WEIGHT FEE</u> | 140,000.00 | 140,000.00 | 53,802.68 | .00 | 86,197.32 | 38.4%* |
| TOTAL Charges for Services | 2,750,000.00 | 2,750,000.00 | 753,622.68 | 201,920.00 | 1,996,377.32 | 27.4% |
| 47 Interest | | | | | | |
| <u>020 470000 INTEREST INCOME</u> | 60,000.00 | 60,000.00 | 518.20 | .00 | 59,481.80 | .9%* |
| TOTAL Interest | 60,000.00 | 60,000.00 | 518.20 | .00 | 59,481.80 | .9% |
| 48 Other Revenue | | | | | | |
| <u>020 480510 DISPOSAL OF PROPERTY</u> | 362,500.00 | 362,500.00 | 2,500.00 | .00 | 360,000.00 | .7%* |
| <u>020 489900 OTHER REVENUE</u> | 10,000.00 | 10,000.00 | 1,116.55 | .00 | 8,883.45 | 11.2%* |
| TOTAL Other Revenue | 372,500.00 | 372,500.00 | 3,616.55 | .00 | 368,883.45 | 1.0% |
| 73 Draws | | | | | | |
| <u>020 736100 DRAW FROM RESERVES</u> | 2,254,650.00 | 2,254,650.00 | .00 | .00 | 2,254,650.00 | .0%* |
| TOTAL Draws | 2,254,650.00 | 2,254,650.00 | .00 | .00 | 2,254,650.00 | .0% |
| 80 Transfers | | | | | | |
| <u>020 801100 XFER FROM GENERAL FUND</u> | 4,165,368.00 | 4,165,368.00 | 4,165,368.00 | 4,165,368.00 | .00 | 100.0%* |

02/05/2021 12:57
RScott

Lubbock County
REVENUE SUMMARIES REPORT
ACCOUNT SUMMARY JANUARY 2021

P 6
glytdbud

FOR 2021 04

| | ORIGINAL ESTIM REV | REVISED EST REV | ACTUAL YTD REVENUE | ACTUAL MTD REVENUE | REMAINING REVENUE | PCT COLL |
|---|-----------------------|--------------------|-----------------------|-----------------------|----------------------|-------------|
| <u>020 803100 XFER FROM PREC. NO.1 PA</u> | 100,000.00 | 100,000.00 | 100,000.00 | 100,000.00 | .00 | 100.0%* |
| TOTAL Transfers | 4,265,368.00 | 4,265,368.00 | 4,265,368.00 | 4,265,368.00 | .00 | 100.0% |
| TOTAL CONSOLIDATED ROAD AND BR | 10,135,018.00 | 10,135,018.00 | 5,075,279.84 | 4,467,288.00 | 5,059,738.16 | 50.1% |
| TOTAL REVENUES | 10,135,018.00 | 10,135,018.00 | 5,075,279.84 | 4,467,288.00 | 5,059,738.16 | |
| <u>031 PRECINCT 1 PARK</u> | | | | | | |
| <u>40 Tax Collections</u> | | | | | | |
| <u>031 400100 CURRENT AD VALOREM TAXE</u> | 110,884.00 | 110,884.00 | 72,311.14 | 26,393.47 | 38,572.86 | 65.2%* |
| <u>031 400400 PEN & INT - CURRENT LEV</u> | 455.00 | 455.00 | .00 | .00 | 455.00 | .0%* |
| <u>031 400500 DELIQ TAXES - PRIOR YEA</u> | 676.00 | 676.00 | 200.27 | 56.68 | 475.73 | 29.6%* |
| <u>031 400600 PEN & INT - PRIOR YEARS</u> | 344.00 | 344.00 | 96.55 | 29.61 | 247.45 | 28.1%* |
| TOTAL Tax Collections | 112,359.00 | 112,359.00 | 72,607.96 | 26,479.76 | 39,751.04 | 64.6% |
| <u>47 Interest</u> | | | | | | |
| <u>031 470000 INTEREST INCOME</u> | 8,000.00 | 8,000.00 | 121.58 | .00 | 7,878.42 | 1.5%* |
| TOTAL Interest | 8,000.00 | 8,000.00 | 121.58 | .00 | 7,878.42 | 1.5% |
| <u>48 Other Revenue</u> | | | | | | |
| <u>031 481600 CONTRIBUTIONS</u> | 8,000.00 | 8,000.00 | 600.00 | 400.00 | 7,500.00 | 6.3%* |
| TOTAL Other Revenue | 8,000.00 | 8,000.00 | 600.00 | 400.00 | 7,500.00 | 7.5% |
| <u>73 Draws</u> | | | | | | |
| <u>031 736100 DRAW FROM RESERVES</u> | 101,499.00 | 101,499.00 | .00 | .00 | 101,499.00 | .0%* |
| TOTAL Draws | 101,499.00 | 101,499.00 | .00 | .00 | 101,499.00 | .0% |

02/05/2021 12:57
RScott

Lubbock County
REVENUE SUMMARIES REPORT
ACCOUNT SUMMARY JANUARY 2021

P 7
glytdbud

FOR 2021 04

| | ORIGINAL ESTIM REV | REVISED EST REV | ACTUAL YTD REVENUE | ACTUAL MTD REVENUE | REMAINING REVENUE | PCT COLL |
|------------------------------------|-----------------------|--------------------|-----------------------|-----------------------|----------------------|-------------|
| TOTAL PRECINCT 1 PARK | 229,858.00 | 229,858.00 | 73,329.54 | 26,879.76 | 156,628.46 | 31.9% |
| TOTAL REVENUES | 229,858.00 | 229,858.00 | 73,329.54 | 26,879.76 | 156,628.46 | |
| 032 SLATON/ROOSEVELT PARK | | | | | | |
| 40 Tax Collections | | | | | | |
| 032 400100 CURRENT AD VALOREM TAXE | 110,884.00 | 110,884.00 | 72,311.14 | 26,393.47 | 38,572.86 | 65.2%* |
| 032 400400 PEN & INT - CURRENT LEV | 455.00 | 455.00 | .00 | .00 | 455.00 | .0%* |
| 032 400500 DELIQ TAXES - PRIOR YEA | 676.00 | 676.00 | 200.27 | 56.68 | 475.73 | 29.6%* |
| 032 400600 PEN & INT - PRIOR YEARS | 344.00 | 344.00 | 96.55 | 29.61 | 247.45 | 28.1%* |
| TOTAL Tax Collections | 112,359.00 | 112,359.00 | 72,607.96 | 26,479.76 | 39,751.04 | 64.6% |
| 47 Interest | | | | | | |
| 032 470000 INTEREST INCOME | 3,000.00 | 3,000.00 | 14.50 | .00 | 2,985.50 | .5%* |
| TOTAL Interest | 3,000.00 | 3,000.00 | 14.50 | .00 | 2,985.50 | .5% |
| 48 Other Revenue | | | | | | |
| 032 481600 CONTRIBUTIONS | 8,000.00 | 8,000.00 | 400.00 | 200.00 | 7,600.00 | 5.0%* |
| TOTAL Other Revenue | 8,000.00 | 8,000.00 | 400.00 | 200.00 | 7,600.00 | 5.0% |
| 73 Draws | | | | | | |
| 032 736100 DRAW FROM RESERVES | 106,443.00 | 106,443.00 | .00 | .00 | 106,443.00 | .0%* |
| TOTAL Draws | 106,443.00 | 106,443.00 | .00 | .00 | 106,443.00 | .0% |
| TOTAL SLATON/ROOSEVELT PARK | 229,802.00 | 229,802.00 | 73,022.46 | 26,679.76 | 156,779.54 | 31.8% |
| TOTAL REVENUES | 229,802.00 | 229,802.00 | 73,022.46 | 26,679.76 | 156,779.54 | |
| 033 IDALOU/NEW DEAL PARK | | | | | | |
| 40 Tax Collections | | | | | | |

02/05/2021 12:57
RScott

Lubbock County
REVENUE SUMMARIES REPORT
ACCOUNT SUMMARY JANUARY 2021

P 8
glytdbud

FOR 2021 04

| | ORIGINAL ESTIM REV | REVISED EST REV | ACTUAL YTD REVENUE | ACTUAL MTD REVENUE | REMAINING REVENUE | PCT COLL |
|------------------------------------|-----------------------|--------------------|-----------------------|-----------------------|----------------------|-------------|
| <hr/> | | | | | | |
| 033 400100 CURRENT AD VALOREM TAXE | 110,884.00 | 110,884.00 | 72,311.14 | 26,393.47 | 38,572.86 | 65.2%* |
| 033 400400 PEN & INT - CURRENT LEV | 455.00 | 455.00 | .00 | .00 | 455.00 | .0%* |
| 033 400500 DELIQ TAXES - PRIOR YEA | 676.00 | 676.00 | 200.27 | 56.68 | 475.73 | 29.6%* |
| 033 400600 PEN & INT - PRIOR YEARS | 345.00 | 345.00 | 96.55 | 29.61 | 248.45 | 28.0%* |
| TOTAL Tax Collections | 112,360.00 | 112,360.00 | 72,607.96 | 26,479.76 | 39,752.04 | 64.6% |
| <hr/> | | | | | | |
| 47 Interest | | | | | | |
| 033 470000 INTEREST INCOME | 5,000.00 | 5,000.00 | 46.42 | .00 | 4,953.58 | .9%* |
| TOTAL Interest | 5,000.00 | 5,000.00 | 46.42 | .00 | 4,953.58 | .9% |
| <hr/> | | | | | | |
| 48 Other Revenue | | | | | | |
| 033 481600 CONTRIBUTIONS | 6,200.00 | 6,200.00 | 500.00 | .00 | 5,700.00 | 8.1%* |
| TOTAL Other Revenue | 6,200.00 | 6,200.00 | 500.00 | .00 | 5,700.00 | 8.1% |
| TOTAL IDALOU/NEW DEAL PARK | 123,560.00 | 123,560.00 | 73,154.38 | 26,479.76 | 50,405.62 | 59.2% |
| TOTAL REVENUES | 123,560.00 | 123,560.00 | 73,154.38 | 26,479.76 | 50,405.62 | |
| <hr/> | | | | | | |
| 034 SHALLOWATER PARK | | | | | | |
| <hr/> | | | | | | |
| 40 Tax Collections | | | | | | |
| 034 400100 CURRENT AD VALOREM TAXE | 110,884.00 | 110,884.00 | 72,311.14 | 26,393.47 | 38,572.86 | 65.2%* |
| 034 400400 PEN & INT - CURRENT LEV | 455.00 | 455.00 | .00 | .00 | 455.00 | .0%* |
| 034 400500 DELIQ TAXES - PRIOR YEA | 676.00 | 676.00 | 200.27 | 56.68 | 475.73 | 29.6%* |
| 034 400600 PEN & INT - PRIOR YEARS | 344.00 | 344.00 | 96.55 | 29.61 | 247.45 | 28.1%* |
| TOTAL Tax Collections | 112,359.00 | 112,359.00 | 72,607.96 | 26,479.76 | 39,751.04 | 64.6% |
| <hr/> | | | | | | |
| 47 Interest | | | | | | |
| 034 470000 INTEREST INCOME | 5,000.00 | 5,000.00 | 48.84 | .00 | 4,951.16 | 1.0%* |

02/05/2021 12:57
RScott

Lubbock County
REVENUE SUMMARIES REPORT
ACCOUNT SUMMARY JANUARY 2021

P 9
glytdbud

FOR 2021 04

| | ORIGINAL ESTIM REV | REVISED EST REV | ACTUAL YTD REVENUE | ACTUAL MTD REVENUE | REMAINING REVENUE | PCT COLL |
|---|-----------------------|--------------------|-----------------------|-----------------------|----------------------|-------------|
| TOTAL Interest | 5,000.00 | 5,000.00 | 48.84 | .00 | 4,951.16 | 1.0% |
| 48 Other Revenue | | | | | | |
| <u>034 481600 CONTRIBUTIONS</u> | 2,500.00 | 2,500.00 | 650.00 | 100.00 | 1,850.00 | 26.0%* |
| TOTAL Other Revenue | 2,500.00 | 2,500.00 | 650.00 | 100.00 | 1,850.00 | 26.0% |
| 73 Draws | | | | | | |
| <u>034 736100 DRAW FROM RESERVES</u> | 141,368.00 | 141,368.00 | .00 | .00 | 141,368.00 | .0%* |
| TOTAL Draws | 141,368.00 | 141,368.00 | .00 | .00 | 141,368.00 | .0% |
| TOTAL SHALLOWATER PARK | 261,227.00 | 261,227.00 | 73,306.80 | 26,579.76 | 187,920.20 | 28.1% |
| TOTAL REVENUES | 261,227.00 | 261,227.00 | 73,306.80 | 26,579.76 | 187,920.20 | |
| 041 PERMANENT IMPROVEMENT | | | | | | |
| 40 Tax Collections | | | | | | |
| <u>041 400100 CURRENT AD VALOREM TAXE</u> | 2,217,684.00 | 2,217,684.00 | 1,446,226.29 | 527,871.00 | 771,457.71 | 65.2%* |
| <u>041 400400 PEN & INT - CURRENT LEV</u> | 9,093.00 | 9,093.00 | .00 | .00 | 9,093.00 | .0%* |
| <u>041 400500 DELIQ TAXES - PRIOR YEA</u> | 13,528.00 | 13,528.00 | 4,005.26 | 1,133.52 | 9,522.74 | 29.6%* |
| <u>041 400600 PEN & INT - PRIOR YEARS</u> | 6,875.00 | 6,875.00 | 1,931.39 | 592.33 | 4,943.61 | 28.1%* |
| TOTAL Tax Collections | 2,247,180.00 | 2,247,180.00 | 1,452,162.94 | 529,596.85 | 795,017.06 | 64.6% |
| 47 Interest | | | | | | |
| <u>041 470000 INTEREST INCOME</u> | 50,000.00 | 50,000.00 | 358.77 | .00 | 49,641.23 | .7%* |
| TOTAL Interest | 50,000.00 | 50,000.00 | 358.77 | .00 | 49,641.23 | .7% |
| 48 Other Revenue | | | | | | |
| <u>041 483500 CRTCL LEASE</u> | 483,732.00 | 483,732.00 | 161,244.00 | 40,311.00 | 322,488.00 | 33.3%* |

02/05/2021 12:57
RScott

Lubbock County
REVENUE SUMMARIES REPORT
ACCOUNT SUMMARY JANUARY 2021

P 10
glytdbud

FOR 2021 04

| | ORIGINAL ESTIM REV | REVISED EST REV | ACTUAL YTD REVENUE | ACTUAL MTD REVENUE | REMAINING REVENUE | PCT COLL |
|--|-----------------------|--------------------|-----------------------|-----------------------|----------------------|-------------|
| TOTAL Other Revenue | 483,732.00 | 483,732.00 | 161,244.00 | 40,311.00 | 322,488.00 | 33.3% |
| 73 Draws | | | | | | |
| <u>041 736100 DRAW FROM RESERVES</u> | 716,733.00 | 716,733.00 | .00 | .00 | 716,733.00 | .0%* |
| TOTAL Draws | 716,733.00 | 716,733.00 | .00 | .00 | 716,733.00 | .0% |
| 80 Transfers | | | | | | |
| <u>041 801100 XFER FROM GENERAL FUND</u> | 2,068,943.00 | 2,068,943.00 | 2,068,943.00 | 2,068,943.00 | .00 | 100.0%* |
| TOTAL Transfers | 2,068,943.00 | 2,068,943.00 | 2,068,943.00 | 2,068,943.00 | .00 | 100.0% |
| TOTAL PERMANENT IMPROVEMENT | 5,566,588.00 | 5,566,588.00 | 3,682,708.71 | 2,638,850.85 | 1,883,879.29 | 66.2% |
| TOTAL REVENUES | 5,566,588.00 | 5,566,588.00 | 3,682,708.71 | 2,638,850.85 | 1,883,879.29 | |
| 043 LCETRZ NOI TAX INCREMENT FUND | | | | | | |
| 47 Interest | | | | | | |
| <u>043 470000 INTEREST INCOME</u> | 3,000.00 | 3,000.00 | 101.01 | .00 | 2,898.99 | 3.4%* |
| TOTAL Interest | 3,000.00 | 3,000.00 | 101.01 | .00 | 2,898.99 | 3.4% |
| 73 Draws | | | | | | |
| <u>043 736100 DRAW FROM RESERVES</u> | 554,290.00 | 554,290.00 | .00 | .00 | 554,290.00 | .0%* |
| TOTAL Draws | 554,290.00 | 554,290.00 | .00 | .00 | 554,290.00 | .0% |
| 80 Transfers | | | | | | |
| <u>043 801100 XFER FROM GENERAL FUND</u> | 145,800.00 | 166,812.00 | 166,811.13 | .00 | .87 | 100.0%* |

02/05/2021 12:57
RScott

Lubbock County
REVENUE SUMMARIES REPORT
ACCOUNT SUMMARY JANUARY 2021

P 11
glytdbud

FOR 2021 04

| | ORIGINAL ESTIM REV | REVISED EST REV | ACTUAL YTD REVENUE | ACTUAL MTD REVENUE | REMAINING REVENUE | PCT COLL |
|---|-----------------------|--------------------|-----------------------|-----------------------|----------------------|-------------|
| TOTAL Transfers | 145,800.00 | 166,812.00 | 166,811.13 | .00 | .87 | 100.0% |
| TOTAL LCETRZ NO1 TAX INCREMENT | 703,090.00 | 724,102.00 | 166,912.14 | .00 | 557,189.86 | 23.1% |
| TOTAL REVENUES | 703,090.00 | 724,102.00 | 166,912.14 | .00 | 557,189.86 | |
| <u>046 TJJD (P) JJAEP GRANT</u> | | | | | | |
| 42 Intergovernmental | | | | | | |
| <u>046 420390 TJPC-P JJAEP GRANT REVE</u> | 80,000.00 | 80,000.00 | 15,722.50 | .00 | 64,277.50 | 19.7%* |
| TOTAL Intergovernmental | 80,000.00 | 80,000.00 | 15,722.50 | .00 | 64,277.50 | 19.7% |
| TOTAL TJJD (P) JJAEP GRANT | 80,000.00 | 80,000.00 | 15,722.50 | .00 | 64,277.50 | 19.7% |
| TOTAL REVENUES | 80,000.00 | 80,000.00 | 15,722.50 | .00 | 64,277.50 | |
| <u>047 TJJD (R) REG DIVERSION GRANT</u> | | | | | | |
| 42 Intergovernmental | | | | | | |
| <u>047 420170 TJJD (R) GRANT REVENUE</u> | 15,628.00 | 15,628.00 | 12,793.98 | .00 | 2,834.02 | 81.9%* |
| TOTAL Intergovernmental | 15,628.00 | 15,628.00 | 12,793.98 | .00 | 2,834.02 | 81.9% |
| TOTAL TJJD (R) REG DIVERSION G | 15,628.00 | 15,628.00 | 12,793.98 | .00 | 2,834.02 | 81.9% |
| TOTAL REVENUES | 15,628.00 | 15,628.00 | 12,793.98 | .00 | 2,834.02 | |
| <u>050 JUVENILE STAR PROGRAM</u> | | | | | | |
| 42 Intergovernmental | | | | | | |
| <u>050 424000 STAR PROGRAM-JUVENILE</u> | 425,000.00 | 425,000.00 | 425,000.00 | 425,000.00 | .00 | 100.0%* |
| TOTAL Intergovernmental | 425,000.00 | 425,000.00 | 425,000.00 | 425,000.00 | .00 | 100.0% |
| <u>48 Other Revenue</u> | | | | | | |

02/05/2021 12:57
RScott

Lubbock County
REVENUE SUMMARIES REPORT
ACCOUNT SUMMARY JANUARY 2021

P 12
glytdbud

FOR 2021 04

| | ORIGINAL ESTIM REV | REVISED EST REV | ACTUAL YTD REVENUE | ACTUAL MTD REVENUE | REMAINING REVENUE | PCT COLL |
|---|-----------------------|--------------------|-----------------------|-----------------------|----------------------|-------------|
| <u>050 489900 OTHER REVENUE</u> | 1,895.00 | 1,895.00 | .00 | .00 | 1,895.00 | .0%* |
| TOTAL Other Revenue | 1,895.00 | 1,895.00 | .00 | .00 | 1,895.00 | .0% |
| 80 Transfers | | | | | | |
| <u>050 805100 XFER FROM LCJJC</u> | 175,000.00 | 175,000.00 | 175,000.00 | 175,000.00 | .00 | 100.0%* |
| TOTAL Transfers | 175,000.00 | 175,000.00 | 175,000.00 | 175,000.00 | .00 | 100.0% |
| TOTAL JUVENILE STAR PROGRAM | 601,895.00 | 601,895.00 | 600,000.00 | 600,000.00 | 1,895.00 | 99.7% |
| TOTAL REVENUES | 601,895.00 | 601,895.00 | 600,000.00 | 600,000.00 | 1,895.00 | |
| 051 JUVENILE PROBATION | | | | | | |
| 45 Charges for Services | | | | | | |
| <u>051 451900 JUVENILE PROBATION FEES</u> | 5,000.00 | 5,000.00 | 1,491.00 | 483.00 | 3,509.00 | 29.8%* |
| TOTAL Charges for Services | 5,000.00 | 5,000.00 | 1,491.00 | 483.00 | 3,509.00 | 29.8% |
| 47 Interest | | | | | | |
| <u>051 470000 INTEREST INCOME</u> | 75,000.00 | 75,000.00 | 1,111.46 | .00 | 73,888.54 | 1.5%* |
| TOTAL Interest | 75,000.00 | 75,000.00 | 1,111.46 | .00 | 73,888.54 | 1.5% |
| 48 Other Revenue | | | | | | |
| <u>051 489900 OTHER REVENUE</u> | 2,000.00 | 2,000.00 | 218.74 | 218.74 | 1,781.26 | 10.9%* |
| TOTAL Other Revenue | 2,000.00 | 2,000.00 | 218.74 | 218.74 | 1,781.26 | 10.9% |
| 73 Draws | | | | | | |
| <u>051 736100 DRAW FROM RESERVES</u> | 2,970,425.00 | 2,970,425.00 | .00 | .00 | 2,970,425.00 | .0%* |

02/05/2021 12:57
RScott

Lubbock County
REVENUE SUMMARIES REPORT
ACCOUNT SUMMARY JANUARY 2021

P 13
glytdbud

FOR 2021 04

| | ORIGINAL ESTIM REV | REVISED EST REV | ACTUAL YTD REVENUE | ACTUAL MTD REVENUE | REMAINING REVENUE | PCT COLL |
|---|-----------------------|--------------------|-----------------------|-----------------------|----------------------|-------------|
| TOTAL Draws | 2,970,425.00 | 2,970,425.00 | .00 | .00 | 2,970,425.00 | .0% |
| 80 Transfers | | | | | | |
| <u>051 801100 XFER FROM GENERAL FUND</u> | 4,216,154.00 | 4,216,154.00 | 1,405,384.72 | 351,346.16 | 2,810,769.28 | 33.3%* |
| TOTAL Transfers | 4,216,154.00 | 4,216,154.00 | 1,405,384.72 | 351,346.16 | 2,810,769.28 | 33.3% |
| TOTAL JUVENILE PROBATION | 7,268,579.00 | 7,268,579.00 | 1,408,205.92 | 352,047.90 | 5,860,373.08 | 19.4% |
| TOTAL REVENUES | 7,268,579.00 | 7,268,579.00 | 1,408,205.92 | 352,047.90 | 5,860,373.08 | |
| 054 TJJD (A) JUV PROB COMM GRANT | | | | | | |
| 42 Intergovernmental | | | | | | |
| <u>054 421500 TJPC-A STATE AID</u> | 1,649,081.00 | 1,649,081.00 | 740,011.32 | 137,424.00 | 909,069.68 | 44.9%* |
| TOTAL Intergovernmental | 1,649,081.00 | 1,649,081.00 | 740,011.32 | 137,424.00 | 909,069.68 | 44.9% |
| 80 Transfers | | | | | | |
| <u>054 805100 XFER FROM LCJJC</u> | 411,254.00 | 411,254.00 | .00 | .00 | 411,254.00 | .0%* |
| TOTAL Transfers | 411,254.00 | 411,254.00 | .00 | .00 | 411,254.00 | .0% |
| TOTAL TJJD (A) JUV PROB COMM G | 2,060,335.00 | 2,060,335.00 | 740,011.32 | 137,424.00 | 1,320,323.68 | 35.9% |
| TOTAL REVENUES | 2,060,335.00 | 2,060,335.00 | 740,011.32 | 137,424.00 | 1,320,323.68 | |
| 055 JUVENILE DETENTION | | | | | | |
| 45 Charges for Services | | | | | | |
| <u>055 451300 CONTRACTSERV-OTHER COUN</u> | 500,000.00 | 500,000.00 | 162,460.00 | .00 | 337,540.00 | 32.5%* |

02/05/2021 12:57
RScott

Lubbock County
REVENUE SUMMARIES REPORT
ACCOUNT SUMMARY JANUARY 2021

P 14
glytdbud

FOR 2021 04

| | ORIGINAL ESTIM REV | REVISED EST REV | ACTUAL YTD REVENUE | ACTUAL MTD REVENUE | REMAINING REVENUE | PCT COLL |
|---|-----------------------|--------------------|-----------------------|-----------------------|----------------------|-------------|
| TOTAL Charges for Services | 500,000.00 | 500,000.00 | 162,460.00 | .00 | 337,540.00 | 32.5% |
| 80 Transfers | | | | | | |
| <u>055 805100 XFER FROM LCJJC</u> | 4,004,336.00 | 4,004,336.00 | 429,555.62 | .00 | 3,574,780.38 | 10.7%* |
| TOTAL Transfers | 4,004,336.00 | 4,004,336.00 | 429,555.62 | .00 | 3,574,780.38 | 10.7% |
| TOTAL JUVENILE DETENTION | 4,504,336.00 | 4,504,336.00 | 592,015.62 | .00 | 3,912,320.38 | 13.1% |
| TOTAL REVENUES | 4,504,336.00 | 4,504,336.00 | 592,015.62 | .00 | 3,912,320.38 | |
| 057 JUVENILE FOOD SERVICE | | | | | | |
| 42 Intergovernmental | | | | | | |
| <u>057 426600 DHS SCHOOL MEAL PROGRAM</u> | 150,000.00 | 150,000.00 | 33,508.42 | 7,692.14 | 116,491.58 | 22.3%* |
| <u>057 426700 DHS COMMODITIES PROGRAM</u> | 7,449.00 | 7,449.00 | .00 | .00 | 7,449.00 | .0%* |
| TOTAL Intergovernmental | 157,449.00 | 157,449.00 | 33,508.42 | 7,692.14 | 123,940.58 | 21.3% |
| 80 Transfers | | | | | | |
| <u>057 805100 XFER FROM LCJJC</u> | 224,789.00 | 224,789.00 | 40,723.07 | .00 | 184,065.93 | 18.1%* |
| TOTAL Transfers | 224,789.00 | 224,789.00 | 40,723.07 | .00 | 184,065.93 | 18.1% |
| TOTAL JUVENILE FOOD SERVICE | 382,238.00 | 382,238.00 | 74,231.49 | 7,692.14 | 308,006.51 | 19.4% |
| TOTAL REVENUES | 382,238.00 | 382,238.00 | 74,231.49 | 7,692.14 | 308,006.51 | |
| 064 TJJD (E) TITLE IV E GRANT | | | | | | |
| 42 Intergovernmental | | | | | | |
| <u>064 420380 TITLE IV-E TJPC (E)</u> | 98,000.00 | 98,000.00 | 12,947.56 | .00 | 85,052.44 | 13.2%* |

02/05/2021 12:57
RScott

Lubbock County
REVENUE SUMMARIES REPORT
ACCOUNT SUMMARY JANUARY 2021

P 15
glytdbud

FOR 2021 04

| | ORIGINAL ESTIM REV | REVISED EST REV | ACTUAL YTD REVENUE | ACTUAL MTD REVENUE | REMAINING REVENUE | PCT COLL |
|--------------------------------------|-----------------------|--------------------|-----------------------|-----------------------|----------------------|-------------|
| <u>064 427030 TJJD GRANT REVENUE</u> | 1,000.00 | 1,000.00 | .00 | .00 | 1,000.00 | .0%* |
| TOTAL Intergovernmental | 99,000.00 | 99,000.00 | 12,947.56 | .00 | 86,052.44 | 13.1% |
| 80 Transfers | | | | | | |
| <u>064 805100 XFER FROM LCJJC</u> | 105,400.00 | 105,400.00 | 9,167.70 | .00 | 96,232.30 | 8.7%* |
| TOTAL Transfers | 105,400.00 | 105,400.00 | 9,167.70 | .00 | 96,232.30 | 8.7% |
| TOTAL TJJD (E) TITLE IV E GRAN | 204,400.00 | 204,400.00 | 22,115.26 | .00 | 182,284.74 | 10.8% |
| TOTAL REVENUES | 204,400.00 | 204,400.00 | 22,115.26 | .00 | 182,284.74 | |
| 066 CJD RE ENTRY DRUG COURT GRANT | | | | | | |
| 42 Intergovernmental | | | | | | |
| <u>066 420100 GRANT REVENUE</u> | 40,953.00 | 40,953.00 | 9,928.55 | .00 | 31,024.45 | 24.2%* |
| TOTAL Intergovernmental | 40,953.00 | 40,953.00 | 9,928.55 | .00 | 31,024.45 | 24.2% |
| TOTAL CJD RE ENTRY DRUG COURT | 40,953.00 | 40,953.00 | 9,928.55 | .00 | 31,024.45 | 24.2% |
| TOTAL REVENUES | 40,953.00 | 40,953.00 | 9,928.55 | .00 | 31,024.45 | |
| 067 CJD DWI COURT GRANT | | | | | | |
| 42 Intergovernmental | | | | | | |
| <u>067 420100 GRANT REVENUE</u> | 36,612.00 | 36,612.00 | 6,127.27 | .00 | 30,484.73 | 16.7%* |
| TOTAL Intergovernmental | 36,612.00 | 36,612.00 | 6,127.27 | .00 | 30,484.73 | 16.7% |
| TOTAL CJD DWI COURT GRANT | 36,612.00 | 36,612.00 | 6,127.27 | .00 | 30,484.73 | 16.7% |
| TOTAL REVENUES | 36,612.00 | 36,612.00 | 6,127.27 | .00 | 30,484.73 | |
| 070 ON LINE ACCESS | | | | | | |
| 43 Fees | | | | | | |

02/05/2021 12:57
RScott

Lubbock County
REVENUE SUMMARIES REPORT
ACCOUNT SUMMARY JANUARY 2021

P 16
glytdbud

FOR 2021 04

| | ORIGINAL ESTIM REV | REVISED EST REV | ACTUAL YTD REVENUE | ACTUAL MTD REVENUE | REMAINING REVENUE | PCT COLL |
|---|-----------------------|--------------------|-----------------------|-----------------------|----------------------|-------------|
| <u>070 436910 ONLINE ACCESS FEE</u> | 35,000.00 | 35,000.00 | 24,406.00 | 6,945.00 | 10,594.00 | 69.7%* |
| TOTAL Fees | 35,000.00 | 35,000.00 | 24,406.00 | 6,945.00 | 10,594.00 | 69.7% |
| <u>47 Interest</u> | | | | | | |
| <u>070 470000 INTEREST INCOME</u> | 4,000.00 | 4,000.00 | 57.51 | .00 | 3,942.49 | 1.4%* |
| TOTAL Interest | 4,000.00 | 4,000.00 | 57.51 | .00 | 3,942.49 | 1.4% |
| <u>73 Draws</u> | | | | | | |
| <u>070 736100 DRAW FROM RESERVES</u> | 146,000.00 | 146,000.00 | .00 | .00 | 146,000.00 | .0%* |
| TOTAL Draws | 146,000.00 | 146,000.00 | .00 | .00 | 146,000.00 | .0% |
| TOTAL ON LINE ACCESS | 185,000.00 | 185,000.00 | 24,463.51 | 6,945.00 | 160,536.49 | 13.2% |
| TOTAL REVENUES | 185,000.00 | 185,000.00 | 24,463.51 | 6,945.00 | 160,536.49 | |
| <u>072 CJD DRUG COURT GRANT</u> | | | | | | |
| <u>42 Intergovernmental</u> | | | | | | |
| <u>072 420100 GRANT REVENUE</u> | 48,991.00 | 48,991.00 | 4,488.43 | .00 | 44,502.57 | 9.2%* |
| TOTAL Intergovernmental | 48,991.00 | 48,991.00 | 4,488.43 | .00 | 44,502.57 | 9.2% |
| TOTAL CJD DRUG COURT GRANT | 48,991.00 | 48,991.00 | 4,488.43 | .00 | 44,502.57 | 9.2% |
| TOTAL REVENUES | 48,991.00 | 48,991.00 | 4,488.43 | .00 | 44,502.57 | |
| <u>074 COUNTY DRUG COURT COURT COST</u> | | | | | | |
| <u>43 Fees</u> | | | | | | |
| <u>074 437000 DRUG COURT FEE</u> | 18,520.00 | 18,520.00 | 3,659.52 | .00 | 14,860.48 | 19.8%* |

02/05/2021 12:57
RScott

Lubbock County
REVENUE SUMMARIES REPORT
ACCOUNT SUMMARY JANUARY 2021

P 17
glytdbud

FOR 2021 04

| | ORIGINAL ESTIM REV | REVISED EST REV | ACTUAL YTD REVENUE | ACTUAL MTD REVENUE | REMAINING REVENUE | PCT COLL |
|--|-----------------------|--------------------|-----------------------|-----------------------|----------------------|-------------|
| <u>074 437200 COUNTY SPECIALTY COURT</u> | 18,520.00 | 18,520.00 | .00 | .00 | 18,520.00 | .0%* |
| TOTAL Fees | 37,040.00 | 37,040.00 | 3,659.52 | .00 | 33,380.48 | 9.9% |
| 47 Interest | | | | | | |
| <u>074 470000 INTEREST INCOME</u> | 1,700.00 | 1,700.00 | 43.56 | .00 | 1,656.44 | 2.6%* |
| TOTAL Interest | 1,700.00 | 1,700.00 | 43.56 | .00 | 1,656.44 | 2.6% |
| TOTAL COUNTY DRUG COURT COURT | 38,740.00 | 38,740.00 | 3,703.08 | .00 | 35,036.92 | 9.6% |
| TOTAL REVENUES | 38,740.00 | 38,740.00 | 3,703.08 | .00 | 35,036.92 | |
| 075 DISPUTE RESOLUTION | | | | | | |
| 43 Fees | | | | | | |
| <u>075 438000 ADR FEES</u> | 250,500.00 | 250,500.00 | 75,009.46 | 21,634.79 | 175,490.54 | 29.9%* |
| <u>075 438100 ADMIN FEES</u> | 25,000.00 | 25,000.00 | 9,910.00 | 195.00 | 15,090.00 | 39.6%* |
| <u>075 438210 MEDIATION FEES</u> | 41,000.00 | 41,000.00 | 8,586.30 | 856.25 | 32,413.70 | 20.9%* |
| <u>075 438400 TRAINING FEES</u> | 25,750.00 | 25,750.00 | 2,950.00 | 2,500.00 | 22,800.00 | 11.5%* |
| <u>075 438500 ADR FEE OTH COUNTY</u> | 700.00 | 700.00 | 75.00 | .00 | 625.00 | 10.7%* |
| TOTAL Fees | 342,950.00 | 342,950.00 | 96,530.76 | 25,186.04 | 246,419.24 | 28.1% |
| 47 Interest | | | | | | |
| <u>075 470000 INTEREST INCOME</u> | .00 | .00 | -.18 | .00 | .18 | 100.0% |
| TOTAL Interest | .00 | .00 | -.18 | .00 | .18 | 100.0% |
| TOTAL DISPUTE RESOLUTION | 342,950.00 | 342,950.00 | 96,530.58 | 25,186.04 | 246,419.42 | 28.1% |
| TOTAL REVENUES | 342,950.00 | 342,950.00 | 96,530.58 | 25,186.04 | 246,419.42 | |
| 076 USDA AG MEDIATION GRANT | | | | | | |
| 42 Intergovernmental | | | | | | |
| <u>076 422010 FSA-USDA GRANT REVENUE</u> | 300,000.00 | 300,000.00 | 17,328.44 | .00 | 282,671.56 | 5.8%* |

02/05/2021 12:57
RScott

Lubbock County
REVENUE SUMMARIES REPORT
ACCOUNT SUMMARY JANUARY 2021

P 18
glytdbud

FOR 2021 04

| | ORIGINAL ESTIM REV | REVISED EST REV | ACTUAL YTD REVENUE | ACTUAL MTD REVENUE | REMAINING REVENUE | PCT COLL |
|---|-----------------------|--------------------|-----------------------|-----------------------|----------------------|-------------|
| TOTAL Intergovernmental | 300,000.00 | 300,000.00 | 17,328.44 | .00 | 282,671.56 | 5.8% |
| 43 Fees | | | | | | |
| <u>076 438220 PROGRAM INCOME</u> | 1,500.00 | 1,500.00 | 131.25 | .00 | 1,368.75 | 8.8%* |
| TOTAL Fees | 1,500.00 | 1,500.00 | 131.25 | .00 | 1,368.75 | 8.8% |
| 48 Other Revenue | | | | | | |
| <u>076 480000 IN-KIND REVENUE</u> | 118,500.00 | 118,500.00 | 628.13 | .00 | 117,871.87 | .5%* |
| TOTAL Other Revenue | 118,500.00 | 118,500.00 | 628.13 | .00 | 117,871.87 | .5% |
| 80 Transfers | | | | | | |
| <u>076 807500 XFER FROM DISPUTE RESOL</u> | .00 | .00 | 6,798.35 | .00 | -6,798.35 | 100.0%* |
| TOTAL Transfers | .00 | .00 | 6,798.35 | .00 | -6,798.35 | 100.0% |
| TOTAL USDA AG MEDIATION GRANT | 420,000.00 | 420,000.00 | 24,886.17 | .00 | 395,113.83 | 5.9% |
| TOTAL REVENUES | 420,000.00 | 420,000.00 | 24,886.17 | .00 | 395,113.83 | |
| 077 DOMESTIC RELATIONS OFFICE | | | | | | |
| 43 Fees | | | | | | |
| <u>077 438010 DRO FEES LUBBOCK COUNTY</u> | 23,000.00 | 23,000.00 | 5,860.99 | 1,489.98 | 17,139.01 | 25.5%* |
| <u>077 438200 SERVICE FEES</u> | 43,000.00 | 43,000.00 | 10,627.25 | 1,481.25 | 32,372.75 | 24.7%* |
| <u>077 438510 SUPERVISED VISITATION</u> | 13,000.00 | 13,000.00 | 2,680.00 | .00 | 10,320.00 | 20.6%* |
| <u>077 438700 COMMUNITY SUPERVISION</u> | 120,000.00 | 120,000.00 | 30,628.47 | .00 | 89,371.53 | 25.5%* |
| TOTAL Fees | 199,000.00 | 199,000.00 | 49,796.71 | 2,971.23 | 149,203.29 | 25.0% |
| 47 Interest | | | | | | |
| <u>077 470000 INTEREST INCOME</u> | .00 | .00 | .04 | .00 | -.04 | 100.0%* |

02/05/2021 12:57
RScott

Lubbock County
REVENUE SUMMARIES REPORT
ACCOUNT SUMMARY JANUARY 2021

P 19
glytdbud

FOR 2021 04

| | ORIGINAL ESTIM REV | REVISED EST REV | ACTUAL YTD REVENUE | ACTUAL MTD REVENUE | REMAINING REVENUE | PCT COLL |
|------------------------------------|-----------------------|--------------------|-----------------------|-----------------------|----------------------|-------------|
| TOTAL Interest | .00 | .00 | .04 | .00 | -.04 | 100.0% |
| TOTAL DOMESTIC RELATIONS OFFIC | 199,000.00 | 199,000.00 | 49,796.75 | 2,971.23 | 149,203.25 | 25.0% |
| TOTAL REVENUES | 199,000.00 | 199,000.00 | 49,796.75 | 2,971.23 | 149,203.25 | |
| 079 VENUE HOT & STVR TAX | | | | | | |
| 40 Tax Collections | | | | | | |
| 079 401200 HOT TAX | 1,500,000.00 | 1,500,000.00 | 378,731.05 | 123,556.20 | 1,121,268.95 | 25.2%* |
| 079 401400 HOT TAX PENALTY & INTER | 3,000.00 | 3,000.00 | 137.99 | 24.08 | 2,862.01 | 4.6%* |
| 079 401600 SHORT TERM VEHICLE RENT | 600,000.00 | 600,000.00 | 168,280.73 | 53,558.43 | 431,719.27 | 28.0%* |
| 079 401700 STVR PENALTY AND INTERE | 2,000.00 | 2,000.00 | 12.89 | .00 | 1,987.11 | .6%* |
| TOTAL Tax Collections | 2,105,000.00 | 2,105,000.00 | 547,162.66 | 177,138.71 | 1,557,837.34 | 26.0% |
| 47 Interest | | | | | | |
| 079 470000 INTEREST INCOME | 15,000.00 | 15,000.00 | 10,714.07 | 2,940.32 | 4,285.93 | 71.4%* |
| TOTAL Interest | 15,000.00 | 15,000.00 | 10,714.07 | 2,940.32 | 4,285.93 | 71.4% |
| 48 Other Revenue | | | | | | |
| 079 489900 OTHER REVENUE | .00 | .00 | 32.40 | 32.40 | -32.40 | 100.0%* |
| TOTAL Other Revenue | .00 | .00 | 32.40 | 32.40 | -32.40 | 100.0% |
| TOTAL VENUE HOT & STVR TAX | 2,120,000.00 | 2,120,000.00 | 557,909.13 | 180,111.43 | 1,562,090.87 | 26.3% |
| TOTAL REVENUES | 2,120,000.00 | 2,120,000.00 | 557,909.13 | 180,111.43 | 1,562,090.87 | |
| 081 LAW LIBRARY | | | | | | |
| 45 Charges for Services | | | | | | |
| 081 450900 COUNTY CLERK | 67,500.00 | 67,500.00 | 22,645.00 | 7,665.00 | 44,855.00 | 33.5%* |

02/05/2021 12:57
RScott

Lubbock County
REVENUE SUMMARIES REPORT
ACCOUNT SUMMARY JANUARY 2021

P 20
glytdbud

FOR 2021 04

| | ORIGINAL ESTIM REV | REVISED EST REV | ACTUAL YTD REVENUE | ACTUAL MTD REVENUE | REMAINING REVENUE | PCT COLL |
|------------------------------------|-----------------------|--------------------|-----------------------|-----------------------|----------------------|-------------|
| <u>47 Interest</u> | | | | | | |
| 081 451000 DISTRICT CLERK | 104,700.00 | 104,700.00 | 32,995.86 | 8,002.75 | 71,704.14 | 31.5%* |
| TOTAL Charges for Services | 172,200.00 | 172,200.00 | 55,640.86 | 15,667.75 | 116,559.14 | 32.3% |
| 081 470000 INTEREST INCOME | .00 | .00 | -.34 | .00 | .34 | 100.0% |
| TOTAL Interest | .00 | .00 | -.34 | .00 | .34 | 100.0% |
| <u>48 Other Revenue</u> | | | | | | |
| 081 484601 COPIES-NETWORK PRINTER | 200.00 | 200.00 | 16.10 | 3.00 | 183.90 | 8.1%* |
| 081 489900 OTHER REVENUE | .00 | .00 | 14.25 | .00 | -14.25 | 100.0%* |
| TOTAL Other Revenue | 200.00 | 200.00 | 30.35 | 3.00 | 169.65 | 15.2% |
| <u>80 Transfers</u> | | | | | | |
| 081 801100 XFER FROM GENERAL FUND | 26,505.00 | 26,505.00 | 26,505.00 | 26,505.00 | .00 | 100.0%* |
| TOTAL Transfers | 26,505.00 | 26,505.00 | 26,505.00 | 26,505.00 | .00 | 100.0% |
| TOTAL LAW LIBRARY | 198,905.00 | 198,905.00 | 82,175.87 | 42,175.75 | 116,729.13 | 41.3% |
| TOTAL REVENUES | 198,905.00 | 198,905.00 | 82,175.87 | 42,175.75 | 116,729.13 | |
| <u>083 ELECTION SERVICES</u> | | | | | | |
| <u>45 Charges for Services</u> | | | | | | |
| 083 453000 ELECTION SERVICES CONTR | 769,775.00 | 769,775.00 | .00 | .00 | 769,775.00 | .0%* |
| TOTAL Charges for Services | 769,775.00 | 769,775.00 | .00 | .00 | 769,775.00 | .0% |
| TOTAL ELECTION SERVICES | 769,775.00 | 769,775.00 | .00 | .00 | 769,775.00 | .0% |
| TOTAL REVENUES | 769,775.00 | 769,775.00 | .00 | .00 | 769,775.00 | |

02/05/2021 12:57
RScott

Lubbock County
REVENUE SUMMARIES REPORT
ACCOUNT SUMMARY JANUARY 2021

P 21
glytdbud

FOR 2021 04

| | ORIGINAL ESTIM REV | REVISED EST REV | ACTUAL YTD REVENUE | ACTUAL MTD REVENUE | REMAINING REVENUE | PCT COLL |
|------------------------------------|-----------------------|--------------------|-----------------------|-----------------------|----------------------|-------------|
| 084 HELP AMERICA VOTE ACT | | | | | | |
| 42 Intergovernmental | | | | | | |
| 084 420100 GRANT REVENUE | 200,000.00 | 394,362.00 | 142,672.27 | .00 | 251,689.73 | 36.2%* |
| 084 420370 STATE REVENUE | .00 | 38,873.00 | 28,534.45 | .00 | 10,338.55 | 73.4%* |
| TOTAL Intergovernmental | 200,000.00 | 433,235.00 | 171,206.72 | .00 | 262,028.28 | 39.5% |
| TOTAL HELP AMERICA VOTE ACT | 200,000.00 | 433,235.00 | 171,206.72 | .00 | 262,028.28 | 39.5% |
| TOTAL REVENUES | 200,000.00 | 433,235.00 | 171,206.72 | .00 | 262,028.28 | |
| 085 ELECTION ADMINISTRATION | | | | | | |
| 45 Charges for Services | | | | | | |
| 085 453000 ELECTION SERVICES CONTR | 67,700.00 | 67,700.00 | .00 | .00 | 67,700.00 | .0%* |
| TOTAL Charges for Services | 67,700.00 | 67,700.00 | .00 | .00 | 67,700.00 | .0% |
| 47 Interest | | | | | | |
| 085 470000 INTEREST INCOME | .00 | .00 | 25.27 | .00 | -25.27 | 100.0%* |
| TOTAL Interest | .00 | .00 | 25.27 | .00 | -25.27 | 100.0% |
| TOTAL ELECTION ADMINISTRATION | 67,700.00 | 67,700.00 | 25.27 | .00 | 67,674.73 | .0% |
| TOTAL REVENUES | 67,700.00 | 67,700.00 | 25.27 | .00 | 67,674.73 | |
| 086 ELECTION EQUIPMENT | | | | | | |
| 45 Charges for Services | | | | | | |
| 086 453000 ELECTION SERVICES CONTR | 79,500.00 | 79,500.00 | .00 | .00 | 79,500.00 | .0%* |

02/05/2021 12:57
RScott

Lubbock County
REVENUE SUMMARIES REPORT
ACCOUNT SUMMARY JANUARY 2021

P 22
glytdbud

FOR 2021 04

| | ORIGINAL ESTIM REV | REVISED EST REV | ACTUAL YTD REVENUE | ACTUAL MTD REVENUE | REMAINING REVENUE | PCT COLL |
|--|-----------------------|--------------------|-----------------------|-----------------------|----------------------|-------------|
| TOTAL Charges for Services | 79,500.00 | 79,500.00 | .00 | .00 | 79,500.00 | .0% |
| 47 Interest | | | | | | |
| <u>086 470000 INTEREST INCOME</u> | .00 | .00 | 45.98 | .00 | -45.98 | 100.0%* |
| TOTAL Interest | .00 | .00 | 45.98 | .00 | -45.98 | 100.0% |
| 73 Draws | | | | | | |
| <u>086 736100 DRAW FROM RESERVES</u> | 6,000.00 | 6,000.00 | .00 | .00 | 6,000.00 | .0%* |
| TOTAL Draws | 6,000.00 | 6,000.00 | .00 | .00 | 6,000.00 | .0% |
| TOTAL ELECTION EQUIPMENT | 85,500.00 | 85,500.00 | 45.98 | .00 | 85,454.02 | .1% |
| TOTAL REVENUES | 85,500.00 | 85,500.00 | 45.98 | .00 | 85,454.02 | |
| 090 DIST CLK RECORDS MGT. AND PRES | | | | | | |
| 43 Fees | | | | | | |
| <u>090 431200 DISTRICT CLERK RECORDS</u> | 18,800.00 | 18,800.00 | 5,930.80 | 1,465.34 | 12,869.20 | 31.5%* |
| TOTAL Fees | 18,800.00 | 18,800.00 | 5,930.80 | 1,465.34 | 12,869.20 | 31.5% |
| 47 Interest | | | | | | |
| <u>090 470000 INTEREST INCOME</u> | 600.00 | 600.00 | 12.08 | .00 | 587.92 | 2.0%* |
| TOTAL Interest | 600.00 | 600.00 | 12.08 | .00 | 587.92 | 2.0% |
| 73 Draws | | | | | | |
| <u>090 736100 DRAW FROM RESERVES</u> | 22,301.00 | 22,301.00 | .00 | .00 | 22,301.00 | .0%* |

02/05/2021 12:57
RScott

Lubbock County
REVENUE SUMMARIES REPORT
ACCOUNT SUMMARY JANUARY 2021

P 23
glytdbud

FOR 2021 04

| | ORIGINAL ESTIM REV | REVISED EST REV | ACTUAL YTD REVENUE | ACTUAL MTD REVENUE | REMAINING REVENUE | PCT COLL |
|---|-----------------------|--------------------|-----------------------|-----------------------|----------------------|-------------|
| TOTAL Draws | 22,301.00 | 22,301.00 | .00 | .00 | 22,301.00 | .0% |
| TOTAL DIST CLK RECORDS MGT. AN | 41,701.00 | 41,701.00 | 5,942.88 | 1,465.34 | 35,758.12 | 14.3% |
| TOTAL REVENUES | 41,701.00 | 41,701.00 | 5,942.88 | 1,465.34 | 35,758.12 | |
| <u>091 CTY CLK RECORDS MGT. AND PRES</u> | | | | | | |
| 43 Fees | | | | | | |
| <u>091 431200 COUNTY CLERK RECORDS MG</u> | 545,725.00 | 545,725.00 | 206,404.73 | 55,939.58 | 339,320.27 | 37.8%* |
| TOTAL Fees | 545,725.00 | 545,725.00 | 206,404.73 | 55,939.58 | 339,320.27 | 37.8% |
| 47 Interest | | | | | | |
| <u>091 470000 INTEREST INCOME</u> | 40,000.00 | 40,000.00 | 733.85 | .00 | 39,266.15 | 1.8%* |
| TOTAL Interest | 40,000.00 | 40,000.00 | 733.85 | .00 | 39,266.15 | 1.8% |
| 73 Draws | | | | | | |
| <u>091 736100 DRAW FROM RESERVES</u> | 24,609.00 | 24,609.00 | .00 | .00 | 24,609.00 | .0%* |
| TOTAL Draws | 24,609.00 | 24,609.00 | .00 | .00 | 24,609.00 | .0% |
| TOTAL CTY CLK RECORDS MGT. AND | 610,334.00 | 610,334.00 | 207,138.58 | 55,939.58 | 403,195.42 | 33.9% |
| TOTAL REVENUES | 610,334.00 | 610,334.00 | 207,138.58 | 55,939.58 | 403,195.42 | |
| <u>092 CTY RECORDS MGT. AND PRES</u> | | | | | | |
| 43 Fees | | | | | | |
| <u>092 431400 COUNTY RECORDS MGT. & P</u> | 58,000.00 | 58,000.00 | 14,171.35 | 3,033.81 | 43,828.65 | 24.4%* |

02/05/2021 12:57
RScott

Lubbock County
REVENUE SUMMARIES REPORT
ACCOUNT SUMMARY JANUARY 2021

P 24
glytdbud

FOR 2021 04

| | ORIGINAL ESTIM REV | REVISED EST REV | ACTUAL YTD REVENUE | ACTUAL MTD REVENUE | REMAINING REVENUE | PCT COLL |
|---|-----------------------|--------------------|-----------------------|-----------------------|----------------------|-------------|
| TOTAL Fees | 58,000.00 | 58,000.00 | 14,171.35 | 3,033.81 | 43,828.65 | 24.4% |
| 47 Interest | | | | | | |
| <u>092 470000 INTEREST INCOME</u> | 6,000.00 | 6,000.00 | 72.22 | .00 | 5,927.78 | 1.2%* |
| TOTAL Interest | 6,000.00 | 6,000.00 | 72.22 | .00 | 5,927.78 | 1.2% |
| 73 Draws | | | | | | |
| <u>092 736100 DRAW FROM RESERVES</u> | 18,948.00 | 18,948.00 | .00 | .00 | 18,948.00 | .0%* |
| TOTAL Draws | 18,948.00 | 18,948.00 | .00 | .00 | 18,948.00 | .0% |
| TOTAL CTY RECORDS MGT. AND PRE | 82,948.00 | 82,948.00 | 14,243.57 | 3,033.81 | 68,704.43 | 17.2% |
| TOTAL REVENUES | 82,948.00 | 82,948.00 | 14,243.57 | 3,033.81 | 68,704.43 | |
| 093 COURTHOUSE SECURITY | | | | | | |
| 43 Fees | | | | | | |
| <u>093 431510 COURTHOUSE SECURITY FEE</u> | 110,000.00 | 110,000.00 | 34,227.05 | 8,181.72 | 75,772.95 | 31.1%* |
| TOTAL Fees | 110,000.00 | 110,000.00 | 34,227.05 | 8,181.72 | 75,772.95 | 31.1% |
| 47 Interest | | | | | | |
| <u>093 470000 INTEREST INCOME</u> | .00 | .00 | 3.44 | .00 | -3.44 | 100.0%* |
| TOTAL Interest | .00 | .00 | 3.44 | .00 | -3.44 | 100.0% |
| TOTAL COURTHOUSE SECURITY | 110,000.00 | 110,000.00 | 34,230.49 | 8,181.72 | 75,769.51 | 31.1% |
| TOTAL REVENUES | 110,000.00 | 110,000.00 | 34,230.49 | 8,181.72 | 75,769.51 | |
| 094 COURT RECORD PRESERVATION | | | | | | |
| 43 Fees | | | | | | |

02/05/2021 12:57
RScott

Lubbock County
REVENUE SUMMARIES REPORT
ACCOUNT SUMMARY JANUARY 2021

P 25
glytdbud

FOR 2021 04

| | ORIGINAL ESTIM REV | REVISED EST REV | ACTUAL YTD REVENUE | ACTUAL MTD REVENUE | REMAINING REVENUE | PCT COLL |
|------------------------------------|-----------------------|--------------------|-----------------------|-----------------------|----------------------|-------------|
| <hr/> | | | | | | |
| 094 430500 COUNTY CLERK COURT RECO | 20,000.00 | 20,000.00 | 6,610.00 | 2,250.00 | 13,390.00 | 33.1%* |
| 094 432600 DISTRICT CLERK COURT RE | 28,000.00 | 28,000.00 | 9,614.33 | 2,318.87 | 18,385.67 | 34.3%* |
| TOTAL Fees | 48,000.00 | 48,000.00 | 16,224.33 | 4,568.87 | 31,775.67 | 33.8% |
| <hr/> | | | | | | |
| 47 Interest | | | | | | |
| 094 470000 INTEREST INCOME | 2,500.00 | 2,500.00 | 43.85 | .00 | 2,456.15 | 1.8%* |
| TOTAL Interest | 2,500.00 | 2,500.00 | 43.85 | .00 | 2,456.15 | 1.8% |
| TOTAL COURT RECORD PRESERVATIO | 50,500.00 | 50,500.00 | 16,268.18 | 4,568.87 | 34,231.82 | 32.2% |
| TOTAL REVENUES | 50,500.00 | 50,500.00 | 16,268.18 | 4,568.87 | 34,231.82 | |
| <hr/> | | | | | | |
| 095 LOCAL TRUANCY PREVENT & DIVERS | | | | | | |
| <hr/> | | | | | | |
| 43 Fees | | | | | | |
| 095 435500 TRUANCY PREVENTION | 10,000.00 | 10,000.00 | 3,161.88 | .00 | 6,838.12 | 31.6%* |
| TOTAL Fees | 10,000.00 | 10,000.00 | 3,161.88 | .00 | 6,838.12 | 31.6% |
| <hr/> | | | | | | |
| 47 Interest | | | | | | |
| 095 470000 INTEREST INCOME | .00 | .00 | 1.79 | .00 | -1.79 | 100.0%* |
| TOTAL Interest | .00 | .00 | 1.79 | .00 | -1.79 | 100.0% |
| TOTAL LOCAL TRUANCY PREVENT & | 10,000.00 | 10,000.00 | 3,163.67 | .00 | 6,836.33 | 31.6% |
| TOTAL REVENUES | 10,000.00 | 10,000.00 | 3,163.67 | .00 | 6,836.33 | |
| <hr/> | | | | | | |
| 096 HISTORICAL COMMISSION | | | | | | |
| <hr/> | | | | | | |
| 47 Interest | | | | | | |
| 096 470000 INTEREST INCOME | 100.00 | 100.00 | 2.44 | .00 | 97.56 | 2.4%* |

02/05/2021 12:57
RScott

Lubbock County
REVENUE SUMMARIES REPORT
ACCOUNT SUMMARY JANUARY 2021

P 26
glytdbud

FOR 2021 04

| | ORIGINAL ESTIM REV | REVISED EST REV | ACTUAL YTD REVENUE | ACTUAL MTD REVENUE | REMAINING REVENUE | PCT COLL |
|---|-----------------------|--------------------|-----------------------|-----------------------|----------------------|-------------|
| <u>096 472000 ROYALTIES & DONATIONS</u> | 500.00 | 500.00 | .00 | .00 | 500.00 | .0%* |
| TOTAL Interest | 600.00 | 600.00 | 2.44 | .00 | 597.56 | .4% |
| 80 Transfers | | | | | | |
| <u>096 801100 XFER FROM GENERAL FUND</u> | 5,750.00 | 5,750.00 | 5,750.00 | 5,750.00 | .00 | 100.0%* |
| TOTAL Transfers | 5,750.00 | 5,750.00 | 5,750.00 | 5,750.00 | .00 | 100.0% |
| TOTAL HISTORICAL COMMISSION | 6,350.00 | 6,350.00 | 5,752.44 | 5,750.00 | 597.56 | 90.6% |
| TOTAL REVENUES | 6,350.00 | 6,350.00 | 5,752.44 | 5,750.00 | 597.56 | |
| 097 CHILD ABUSE PREVENTION | | | | | | |
| 43 Fees | | | | | | |
| <u>097 430100 CO CHILD ABUSE PREVENTI</u> | 300.00 | 300.00 | 10.65 | .00 | 289.35 | 3.6%* |
| TOTAL Fees | 300.00 | 300.00 | 10.65 | .00 | 289.35 | 3.6% |
| 47 Interest | | | | | | |
| <u>097 470000 INTEREST INCOME</u> | 25.00 | 25.00 | .64 | .00 | 24.36 | 2.6%* |
| TOTAL Interest | 25.00 | 25.00 | .64 | .00 | 24.36 | 2.6% |
| TOTAL CHILD ABUSE PREVENTION | 325.00 | 325.00 | 11.29 | .00 | 313.71 | 3.5% |
| TOTAL REVENUES | 325.00 | 325.00 | 11.29 | .00 | 313.71 | |
| 098 JUSTICE COURT TECHNOLOGY | | | | | | |
| 43 Fees | | | | | | |
| <u>098 430120 JUDICIAL TECH FUND FEE-</u> | .00 | .00 | .00 | -1,196.09 | .00 | .0% |

02/05/2021 12:57
RScott

Lubbock County
REVENUE SUMMARIES REPORT
ACCOUNT SUMMARY JANUARY 2021

P 27
glytdbud

FOR 2021 04

| | ORIGINAL ESTIM REV | REVISED EST REV | ACTUAL YTD REVENUE | ACTUAL MTD REVENUE | REMAINING REVENUE | PCT COLL |
|------------------------------------|-----------------------|--------------------|-----------------------|-----------------------|----------------------|-------------|
| <hr/> | | | | | | |
| 098 430210 JUDICIAL TECH FUND FEE- | .00 | .00 | .00 | -459.48 | .00 | .0% |
| 098 430310 JUDICIAL TECH FUND FEE- | .00 | .00 | .00 | -480.41 | .00 | .0% |
| 098 430400 JUDICIAL TECH FUND FEE- | .00 | .00 | .00 | -1,025.62 | .00 | .0% |
| TOTAL Fees | .00 | .00 | .00 | -3,161.60 | .00 | .0% |
| | | | | | | |
| 47 Interest | | | | | | |
| <hr/> | | | | | | |
| 098 470000 INTEREST INCOME | .00 | .00 | .09 | .00 | -.09 | 100.0%* |
| TOTAL Interest | .00 | .00 | .09 | .00 | -.09 | 100.0% |
| TOTAL JUSTICE COURT TECHNOLOGY | .00 | .00 | .09 | -3,161.60 | -.09 | 100.0% |
| TOTAL REVENUES | .00 | .00 | .09 | -3,161.60 | -.09 | |
| | | | | | | |
| 099 CTY/DIST COURT TECHNOLOGY | | | | | | |
| <hr/> | | | | | | |
| 43 Fees | | | | | | |
| <hr/> | | | | | | |
| 099 430510 COUNTY COURT TECHNOLOGY | 3,300.00 | 3,300.00 | 33.32 | 12.10 | 3,266.68 | 1.0%* |
| 099 432610 DISTRICT COURT TECHNOLO | 2,800.00 | 2,800.00 | 686.10 | 47.61 | 2,113.90 | 24.5%* |
| TOTAL Fees | 6,100.00 | 6,100.00 | 719.42 | 59.71 | 5,380.58 | 11.8% |
| | | | | | | |
| 47 Interest | | | | | | |
| <hr/> | | | | | | |
| 099 470000 INTEREST INCOME | 750.00 | 750.00 | 13.42 | .00 | 736.58 | 1.8%* |
| TOTAL Interest | 750.00 | 750.00 | 13.42 | .00 | 736.58 | 1.8% |
| | | | | | | |
| 73 Draws | | | | | | |
| <hr/> | | | | | | |
| 099 736100 DRAW FROM RESERVES | 3,150.00 | 3,150.00 | .00 | .00 | 3,150.00 | .0%* |
| TOTAL Draws | 3,150.00 | 3,150.00 | .00 | .00 | 3,150.00 | .0% |

02/05/2021 12:57
RScott

Lubbock County
REVENUE SUMMARIES REPORT
ACCOUNT SUMMARY JANUARY 2021

P 28
glytdbud

FOR 2021 04

| | ORIGINAL ESTIM REV | REVISED EST REV | ACTUAL YTD REVENUE | ACTUAL MTD REVENUE | REMAINING REVENUE | PCT COLL |
|---|-----------------------|--------------------|-----------------------|-----------------------|----------------------|-------------|
| TOTAL CTY/DIST COURT TECHNOLOG | 10,000.00 | 10,000.00 | 732.84 | 59.71 | 9,267.16 | 7.3% |
| TOTAL REVENUES | 10,000.00 | 10,000.00 | 732.84 | 59.71 | 9,267.16 | |
| <u>102 DIST COURT RECORDS TECHNOLOGY</u> | | | | | | |
| 43 Fees | | | | | | |
| <u>102 437310 DISTRICT COURT RECORDS</u> | 32,000.00 | 32,000.00 | 11,228.12 | 2,786.35 | 20,771.88 | 35.1%* |
| TOTAL Fees | 32,000.00 | 32,000.00 | 11,228.12 | 2,786.35 | 20,771.88 | 35.1% |
| 47 Interest | | | | | | |
| <u>102 470000 INTEREST INCOME</u> | 1,500.00 | 1,500.00 | 16.48 | .00 | 1,483.52 | 1.1%* |
| TOTAL Interest | 1,500.00 | 1,500.00 | 16.48 | .00 | 1,483.52 | 1.1% |
| 73 Draws | | | | | | |
| <u>102 736100 DRAW FROM RESERVES</u> | 30,750.00 | 30,750.00 | .00 | .00 | 30,750.00 | .0%* |
| TOTAL Draws | 30,750.00 | 30,750.00 | .00 | .00 | 30,750.00 | .0% |
| TOTAL DIST COURT RECORDS TECHN | 64,250.00 | 64,250.00 | 11,244.60 | 2,786.35 | 53,005.40 | 17.5% |
| TOTAL REVENUES | 64,250.00 | 64,250.00 | 11,244.60 | 2,786.35 | 53,005.40 | |
| <u>103 COUNTY CLERK RECORDS ARCHIVES</u> | | | | | | |
| 43 Fees | | | | | | |
| <u>103 437300 COUNTY CLERK RECORDS AR</u> | 550,000.00 | 550,000.00 | 205,450.00 | 55,730.00 | 344,550.00 | 37.4%* |
| TOTAL Fees | 550,000.00 | 550,000.00 | 205,450.00 | 55,730.00 | 344,550.00 | 37.4% |
| 47 Interest | | | | | | |
| <u>103 470000 INTEREST INCOME</u> | 30,000.00 | 30,000.00 | 632.77 | .00 | 29,367.23 | 2.1%* |

02/05/2021 12:57
RScott

Lubbock County
REVENUE SUMMARIES REPORT
ACCOUNT SUMMARY JANUARY 2021

P 29
glytdbud

FOR 2021 04

| | ORIGINAL ESTIM REV | REVISED EST REV | ACTUAL YTD REVENUE | ACTUAL MTD REVENUE | REMAINING REVENUE | PCT COLL |
|---|-----------------------|--------------------|-----------------------|-----------------------|----------------------|-------------|
| TOTAL Interest | 30,000.00 | 30,000.00 | 632.77 | .00 | 29,367.23 | 2.1% |
| 73 Draws | | | | | | |
| <u>103 736100 DRAW FROM RESERVES</u> | 880,000.00 | 880,000.00 | .00 | .00 | 880,000.00 | .0%* |
| TOTAL Draws | 880,000.00 | 880,000.00 | .00 | .00 | 880,000.00 | .0% |
| TOTAL COUNTY CLERK RECORDS ARC | 1,460,000.00 | 1,460,000.00 | 206,082.77 | 55,730.00 | 1,253,917.23 | 14.1% |
| TOTAL REVENUES | 1,460,000.00 | 1,460,000.00 | 206,082.77 | 55,730.00 | 1,253,917.23 | |
| 105 COMMUNITY/ECONOMIC DEV PRG | | | | | | |
| 42 Intergovernmental | | | | | | |
| <u>105 420300 STATE GRANT REVENUE</u> | 16,000.00 | 16,000.00 | .00 | .00 | 16,000.00 | .0%* |
| TOTAL Intergovernmental | 16,000.00 | 16,000.00 | .00 | .00 | 16,000.00 | .0% |
| 47 Interest | | | | | | |
| <u>105 470000 INTEREST INCOME</u> | .00 | .00 | 46.53 | .00 | -46.53 | 100.0%* |
| TOTAL Interest | .00 | .00 | 46.53 | .00 | -46.53 | 100.0% |
| TOTAL COMMUNITY/ECONOMIC DEV P | 16,000.00 | 16,000.00 | 46.53 | .00 | 15,953.47 | .3% |
| TOTAL REVENUES | 16,000.00 | 16,000.00 | 46.53 | .00 | 15,953.47 | |
| 108 JPI JUSTICE COURT TECHNOLOGY | | | | | | |
| 43 Fees | | | | | | |
| <u>108 430120 JUDICIAL TECH FUND FEE-</u> | 7,500.00 | 7,500.00 | 1,281.13 | 1,281.13 | 6,218.87 | 17.1%* |

02/05/2021 12:57
RScott

Lubbock County
REVENUE SUMMARIES REPORT
ACCOUNT SUMMARY JANUARY 2021

P 30
glytdbud

FOR 2021 04

| | ORIGINAL ESTIM REV | REVISED EST REV | ACTUAL YTD REVENUE | ACTUAL MTD REVENUE | REMAINING REVENUE | PCT COLL |
|---|-----------------------|--------------------|-----------------------|-----------------------|----------------------|-------------|
| TOTAL Fees | 7,500.00 | 7,500.00 | 1,281.13 | 1,281.13 | 6,218.87 | 17.1% |
| 47 Interest | | | | | | |
| <u>108 470000 INTEREST INCOME</u> | 1,500.00 | 1,500.00 | 14.24 | .00 | 1,485.76 | .9%* |
| TOTAL Interest | 1,500.00 | 1,500.00 | 14.24 | .00 | 1,485.76 | .9% |
| 73 Draws | | | | | | |
| <u>108 736100 DRAW FROM RESERVES</u> | 49,153.00 | 49,153.00 | .00 | .00 | 49,153.00 | .0%* |
| TOTAL Draws | 49,153.00 | 49,153.00 | .00 | .00 | 49,153.00 | .0% |
| TOTAL JP1 JUSTICE COURT TECHNO | 58,153.00 | 58,153.00 | 1,295.37 | 1,281.13 | 56,857.63 | 2.2% |
| TOTAL REVENUES | 58,153.00 | 58,153.00 | 1,295.37 | 1,281.13 | 56,857.63 | |
| 109 JP2 JUSTICE COURT TECHNOLOGY | | | | | | |
| 43 Fees | | | | | | |
| <u>109 430210 JUDICIAL TECH FUND FEE-</u> | 2,000.00 | 2,000.00 | 538.62 | 538.62 | 1,461.38 | 26.9%* |
| TOTAL Fees | 2,000.00 | 2,000.00 | 538.62 | 538.62 | 1,461.38 | 26.9% |
| 47 Interest | | | | | | |
| <u>109 470000 INTEREST INCOME</u> | 333.00 | 333.00 | 19.44 | .00 | 313.56 | 5.8%* |
| TOTAL Interest | 333.00 | 333.00 | 19.44 | .00 | 313.56 | 5.8% |
| 73 Draws | | | | | | |
| <u>109 736100 DRAW FROM RESERVES</u> | 45,479.00 | 45,479.00 | .00 | .00 | 45,479.00 | .0%* |

02/05/2021 12:57
RScott

Lubbock County
REVENUE SUMMARIES REPORT
ACCOUNT SUMMARY JANUARY 2021

P 31
glytdbud

| FOR 2021 04 | ORIGINAL ESTIM REV | REVISED EST REV | ACTUAL YTD REVENUE | ACTUAL MTD REVENUE | REMAINING REVENUE | PCT COLL |
|---|-----------------------|--------------------|-----------------------|-----------------------|----------------------|-------------|
| TOTAL Draws | 45,479.00 | 45,479.00 | .00 | .00 | 45,479.00 | .0% |
| TOTAL JP2 JUSTICE COURT TECHNO | 47,812.00 | 47,812.00 | 558.06 | 538.62 | 47,253.94 | 1.2% |
| TOTAL REVENUES | 47,812.00 | 47,812.00 | 558.06 | 538.62 | 47,253.94 | |
| 110 JP3 JUSTICE COURT TECHNOLOGY | | | | | | |
| 43 Fees | | | | | | |
| <u>110 430310 JUDICIAL TECH FUND FEE-</u> | 2,000.00 | 2,000.00 | 490.15 | 490.15 | 1,509.85 | 24.5%* |
| TOTAL Fees | 2,000.00 | 2,000.00 | 490.15 | 490.15 | 1,509.85 | 24.5% |
| 47 Interest | | | | | | |
| <u>110 470000 INTEREST INCOME</u> | 101.00 | 101.00 | 5.83 | .00 | 95.17 | 5.8%* |
| TOTAL Interest | 101.00 | 101.00 | 5.83 | .00 | 95.17 | 5.8% |
| 73 Draws | | | | | | |
| <u>110 736100 DRAW FROM RESERVES</u> | 5,999.00 | 5,999.00 | .00 | .00 | 5,999.00 | .0%* |
| TOTAL Draws | 5,999.00 | 5,999.00 | .00 | .00 | 5,999.00 | .0% |
| TOTAL JP3 JUSTICE COURT TECHNO | 8,100.00 | 8,100.00 | 495.98 | 490.15 | 7,604.02 | 6.1% |
| TOTAL REVENUES | 8,100.00 | 8,100.00 | 495.98 | 490.15 | 7,604.02 | |
| 111 JP4 JUSTICE COURT TECHNOLOGY | | | | | | |
| 43 Fees | | | | | | |
| <u>111 430400 JUDICIAL TECH FUND FEE-</u> | 7,330.00 | 7,330.00 | 1,089.64 | 1,089.64 | 6,240.36 | 14.9%* |

02/05/2021 12:57
RScott

Lubbock County
REVENUE SUMMARIES REPORT
ACCOUNT SUMMARY JANUARY 2021

P 32
glytdbud

FOR 2021 04

| | ORIGINAL ESTIM REV | REVISED EST REV | ACTUAL YTD REVENUE | ACTUAL MTD REVENUE | REMAINING REVENUE | PCT COLL |
|--------------------------------------|-----------------------|--------------------|-----------------------|-----------------------|----------------------|-------------|
| TOTAL Fees | 7,330.00 | 7,330.00 | 1,089.64 | 1,089.64 | 6,240.36 | 14.9% |
| 47 Interest | | | | | | |
| <u>111 470000 INTEREST INCOME</u> | 300.00 | 300.00 | 17.50 | .00 | 282.50 | 5.8%* |
| TOTAL Interest | 300.00 | 300.00 | 17.50 | .00 | 282.50 | 5.8% |
| 73 Draws | | | | | | |
| <u>111 736100 DRAW FROM RESERVES</u> | 870.00 | 870.00 | .00 | .00 | 870.00 | .0%* |
| TOTAL Draws | 870.00 | 870.00 | .00 | .00 | 870.00 | .0% |
| TOTAL JP4 JUSTICE COURT TECHNO | 8,500.00 | 8,500.00 | 1,107.14 | 1,089.64 | 7,392.86 | 13.0% |
| TOTAL REVENUES | 8,500.00 | 8,500.00 | 1,107.14 | 1,089.64 | 7,392.86 | |
| 113 REGIONAL PUBLIC DEFENDER GRANT | | | | | | |
| 42 Intergovernmental | | | | | | |
| <u>113 420100 GRANT REVENUE</u> | 4,220,000.00 | 4,220,000.00 | .00 | .00 | 4,220,000.00 | .0%* |
| <u>113 426000 INTER LOCAL</u> | 1,977,871.00 | 1,977,871.00 | 1,713,893.00 | 22,418.00 | 263,978.00 | 86.7%* |
| TOTAL Intergovernmental | 6,197,871.00 | 6,197,871.00 | 1,713,893.00 | 22,418.00 | 4,483,978.00 | 27.7% |
| 47 Interest | | | | | | |
| <u>113 470000 INTEREST INCOME</u> | .00 | .00 | 523.34 | .00 | -523.34 | 100.0%* |
| TOTAL Interest | .00 | .00 | 523.34 | .00 | -523.34 | 100.0% |
| 48 Other Revenue | | | | | | |
| <u>113 489900 OTHER REVENUE</u> | .00 | .00 | 13.69 | .00 | -13.69 | 100.0%* |

02/05/2021 12:57
RScott

Lubbock County
REVENUE SUMMARIES REPORT
ACCOUNT SUMMARY JANUARY 2021

P 33
glytdbud

FOR 2021 04

| | ORIGINAL ESTIM REV | REVISED EST REV | ACTUAL YTD REVENUE | ACTUAL MTD REVENUE | REMAINING REVENUE | PCT COLL |
|---|-----------------------|--------------------|-----------------------|-----------------------|----------------------|-------------|
| TOTAL Other Revenue | .00 | .00 | 13.69 | .00 | -13.69 | 100.0% |
| 73 Draws | | | | | | |
| <u>113 736100 DRAW FROM RESERVES</u> | 89,685.00 | 89,685.00 | .00 | .00 | 89,685.00 | .0%* |
| TOTAL Draws | 89,685.00 | 89,685.00 | .00 | .00 | 89,685.00 | .0% |
| 80 Transfers | | | | | | |
| <u>113 801100 XFER FROM GENERAL FUND</u> | 103,114.00 | 103,114.00 | 103,114.00 | .00 | .00 | 100.0%* |
| TOTAL Transfers | 103,114.00 | 103,114.00 | 103,114.00 | .00 | .00 | 100.0% |
| TOTAL REGIONAL PUBLIC DEFENDER | 6,390,670.00 | 6,390,670.00 | 1,817,544.03 | 22,418.00 | 4,573,125.97 | 28.4% |
| TOTAL REVENUES | 6,390,670.00 | 6,390,670.00 | 1,817,544.03 | 22,418.00 | 4,573,125.97 | |
| 122 SHERIFF CONTRABAND | | | | | | |
| 46 Fines/Forfeitures | | | | | | |
| <u>122 461200 FORFEIT ASSETS - DEA</u> | 100,000.00 | 100,000.00 | .00 | .00 | 100,000.00 | .0%* |
| <u>122 461400 FORFEITED FUNDS-CRIMINA</u> | 250,000.00 | 250,000.00 | 38,089.84 | .00 | 211,910.16 | 15.2%* |
| TOTAL Fines/Forfeitures | 350,000.00 | 350,000.00 | 38,089.84 | .00 | 311,910.16 | 10.9% |
| 47 Interest | | | | | | |
| <u>122 470000 INTEREST INCOME</u> | 3,500.00 | 3,500.00 | 194.39 | .00 | 3,305.61 | 5.6%* |
| TOTAL Interest | 3,500.00 | 3,500.00 | 194.39 | .00 | 3,305.61 | 5.6% |
| 48 Other Revenue | | | | | | |
| <u>122 489900 OTHER REVENUE</u> | 10,000.00 | 10,000.00 | 11,928.20 | .00 | -1,928.20 | 119.3%* |

02/05/2021 12:57
RScott

Lubbock County
REVENUE SUMMARIES REPORT
ACCOUNT SUMMARY JANUARY 2021

P 34
glytdbud

FOR 2021 04

| | ORIGINAL ESTIM REV | REVISED EST REV | ACTUAL YTD REVENUE | ACTUAL MTD REVENUE | REMAINING REVENUE | PCT COLL |
|--|-----------------------|--------------------|-----------------------|-----------------------|----------------------|-------------|
| TOTAL Other Revenue | 10,000.00 | 10,000.00 | 11,928.20 | .00 | -1,928.20 | 119.3% |
| TOTAL SHERIFF CONTRABAND | 363,500.00 | 363,500.00 | 50,212.43 | .00 | 313,287.57 | 13.8% |
| TOTAL REVENUES | 363,500.00 | 363,500.00 | 50,212.43 | .00 | 313,287.57 | |
| <u>124 INMATE SUPPLY</u> | | | | | | |
| 47 Interest | | | | | | |
| <u>124 470000 INTEREST INCOME</u> | 17,000.00 | 17,000.00 | 11,650.77 | .00 | 5,349.23 | 68.5%* |
| TOTAL Interest | 17,000.00 | 17,000.00 | 11,650.77 | .00 | 5,349.23 | 68.5% |
| <u>48 Other Revenue</u> | | | | | | |
| <u>124 484300 CONCESSION COMMISSIONS</u> | 830,000.00 | 830,000.00 | 239,631.86 | .00 | 590,368.14 | 28.9%* |
| <u>124 489900 OTHER REVENUE</u> | 17,000.00 | 17,000.00 | 102.15 | .00 | 16,897.85 | .6%* |
| TOTAL Other Revenue | 847,000.00 | 847,000.00 | 239,734.01 | .00 | 607,265.99 | 28.3% |
| TOTAL INMATE SUPPLY | 864,000.00 | 864,000.00 | 251,384.78 | .00 | 612,615.22 | 29.1% |
| TOTAL REVENUES | 864,000.00 | 864,000.00 | 251,384.78 | .00 | 612,615.22 | |
| <u>126 VINE GRANT</u> | | | | | | |
| 42 Intergovernmental | | | | | | |
| <u>126 420370 STATE REVENUE</u> | 30,171.00 | 30,171.00 | 7,530.63 | .00 | 22,640.37 | 25.0%* |
| TOTAL Intergovernmental | 30,171.00 | 30,171.00 | 7,530.63 | .00 | 22,640.37 | 25.0% |
| TOTAL VINE GRANT | 30,171.00 | 30,171.00 | 7,530.63 | .00 | 22,640.37 | 25.0% |
| TOTAL REVENUES | 30,171.00 | 30,171.00 | 7,530.63 | .00 | 22,640.37 | |
| <u>128 HOMELAND SECURITY GRANT</u> | | | | | | |
| 42 Intergovernmental | | | | | | |

02/05/2021 12:57
RScott

Lubbock County
REVENUE SUMMARIES REPORT
ACCOUNT SUMMARY JANUARY 2021

P 35
glytdbud

FOR 2021 04

| | ORIGINAL ESTIM REV | REVISED EST REV | ACTUAL YTD REVENUE | ACTUAL MTD REVENUE | REMAINING REVENUE | PCT COLL |
|---|-----------------------|--------------------|-----------------------|-----------------------|----------------------|-------------|
| <u>128 423000 2014 HSGP HOMELAND SECU</u> | 135,962.00 | 293,083.00 | 9,600.00 | .00 | 283,483.00 | 3.3%* |
| TOTAL Intergovernmental | 135,962.00 | 293,083.00 | 9,600.00 | .00 | 283,483.00 | 3.3% |
| TOTAL HOMELAND SECURITY GRANT | 135,962.00 | 293,083.00 | 9,600.00 | .00 | 283,483.00 | 3.3% |
| TOTAL REVENUES | 135,962.00 | 293,083.00 | 9,600.00 | .00 | 283,483.00 | |
| <u>142 LEOSE SHERIFF</u> | | | | | | |
| 42 Intergovernmental | | | | | | |
| <u>142 424700 LEOSE REVENUE</u> | 119,188.00 | 119,188.00 | .00 | .00 | 119,188.00 | .0%* |
| TOTAL Intergovernmental | 119,188.00 | 119,188.00 | .00 | .00 | 119,188.00 | .0% |
| <u>47 Interest</u> | | | | | | |
| <u>142 470000 INTEREST INCOME</u> | 1,500.00 | 1,500.00 | 23.86 | .00 | 1,476.14 | 1.6%* |
| TOTAL Interest | 1,500.00 | 1,500.00 | 23.86 | .00 | 1,476.14 | 1.6% |
| TOTAL LEOSE SHERIFF | 120,688.00 | 120,688.00 | 23.86 | .00 | 120,664.14 | .0% |
| TOTAL REVENUES | 120,688.00 | 120,688.00 | 23.86 | .00 | 120,664.14 | |
| <u>145 SHERIFF COMMISSARY SALARY</u> | | | | | | |
| 42 Intergovernmental | | | | | | |
| <u>145 424500 COMMISSARY SALARY REIMB</u> | 656,701.00 | 656,701.00 | 151,288.51 | 25,662.79 | 505,412.49 | 23.0%* |
| TOTAL Intergovernmental | 656,701.00 | 656,701.00 | 151,288.51 | 25,662.79 | 505,412.49 | 23.0% |
| TOTAL SHERIFF COMMISSARY SALAR | 656,701.00 | 656,701.00 | 151,288.51 | 25,662.79 | 505,412.49 | 23.0% |
| TOTAL REVENUES | 656,701.00 | 656,701.00 | 151,288.51 | 25,662.79 | 505,412.49 | |
| <u>148 MAT RE-ENTRY PROGRAM</u> | | | | | | |
| 42 Intergovernmental | | | | | | |

02/05/2021 12:57
RScott

Lubbock County
REVENUE SUMMARIES REPORT
ACCOUNT SUMMARY JANUARY 2021

P 36
glytdbud

FOR 2021 04

| | ORIGINAL ESTIM REV | REVISED EST REV | ACTUAL YTD REVENUE | ACTUAL MTD REVENUE | REMAINING REVENUE | PCT COLL |
|-----------------------------------|-----------------------|--------------------|-----------------------|-----------------------|----------------------|-------------|
| <hr/> | | | | | | |
| <u>148 420100 GRANT REVENUE</u> | 219,984.00 | 219,984.00 | .00 | .00 | 219,984.00 | .0%* |
| TOTAL Intergovernmental | 219,984.00 | 219,984.00 | .00 | .00 | 219,984.00 | .0% |
| TOTAL MAT RE-ENTRY PROGRAM | 219,984.00 | 219,984.00 | .00 | .00 | 219,984.00 | .0% |
| TOTAL REVENUES | 219,984.00 | 219,984.00 | .00 | .00 | 219,984.00 | |
| <hr/> | | | | | | |
| 150 TAG GRANT | | | | | | |
| <hr/> | | | | | | |
| 42 Intergovernmental | | | | | | |
| <hr/> | | | | | | |
| <u>150 420100 GRANT REVENUE</u> | 1,002,028.00 | 1,002,028.00 | 141,903.91 | .00 | 860,124.09 | 14.2%* |
| TOTAL Intergovernmental | 1,002,028.00 | 1,002,028.00 | 141,903.91 | .00 | 860,124.09 | 14.2% |
| TOTAL TAG GRANT | 1,002,028.00 | 1,002,028.00 | 141,903.91 | .00 | 860,124.09 | 14.2% |
| TOTAL REVENUES | 1,002,028.00 | 1,002,028.00 | 141,903.91 | .00 | 860,124.09 | |
| <hr/> | | | | | | |
| 152 JMHCP GRANT | | | | | | |
| <hr/> | | | | | | |
| 42 Intergovernmental | | | | | | |
| <hr/> | | | | | | |
| <u>152 420100 GRANT REVENUE</u> | .00 | 87,732.00 | .00 | .00 | 87,732.00 | .0%* |
| TOTAL Intergovernmental | .00 | 87,732.00 | .00 | .00 | 87,732.00 | .0% |
| <hr/> | | | | | | |
| 48 Other Revenue | | | | | | |
| <hr/> | | | | | | |
| <u>152 480000 IN-KIND REVENUE</u> | .00 | 67,421.00 | .00 | .00 | 67,421.00 | .0%* |
| TOTAL Other Revenue | .00 | 67,421.00 | .00 | .00 | 67,421.00 | .0% |
| TOTAL JMHCP GRANT | .00 | 155,153.00 | .00 | .00 | 155,153.00 | .0% |
| TOTAL REVENUES | .00 | 155,153.00 | .00 | .00 | 155,153.00 | |
| <hr/> | | | | | | |
| 161 CDA BUSINESS CRIMES | | | | | | |

02/05/2021 12:57
RScott

Lubbock County
REVENUE SUMMARIES REPORT
ACCOUNT SUMMARY JANUARY 2021

P 37
glytdbud

FOR 2021 04

| | ORIGINAL ESTIM REV | REVISED EST REV | ACTUAL YTD REVENUE | ACTUAL MTD REVENUE | REMAINING REVENUE | PCT COLL |
|---|-----------------------|--------------------|-----------------------|-----------------------|----------------------|-------------|
| 43 Fees | | | | | | |
| <u>161 434200 BAD CHECK COLLECTION FE</u> | 60,000.00 | 60,000.00 | 7,092.10 | .00 | 52,907.90 | 11.8%* |
| TOTAL Fees | 60,000.00 | 60,000.00 | 7,092.10 | .00 | 52,907.90 | 11.8% |
| 47 Interest | | | | | | |
| <u>161 470000 INTEREST INCOME</u> | 380.00 | 380.00 | 28.00 | .00 | 352.00 | 7.4%* |
| TOTAL Interest | 380.00 | 380.00 | 28.00 | .00 | 352.00 | 7.4% |
| 48 Other Revenue | | | | | | |
| <u>161 481500 OTHER REFUNDS/REIMBURSE</u> | 38,005.00 | 38,005.00 | 1,279.22 | .00 | 36,725.78 | 3.4%* |
| <u>161 489900 OTHER REVENUE</u> | 10,115.00 | 10,115.00 | .00 | .00 | 10,115.00 | .0%* |
| TOTAL Other Revenue | 48,120.00 | 48,120.00 | 1,279.22 | .00 | 46,840.78 | 2.7% |
| TOTAL CDA BUSINESS CRIMES | 108,500.00 | 108,500.00 | 8,399.32 | .00 | 100,100.68 | 7.7% |
| TOTAL REVENUES | 108,500.00 | 108,500.00 | 8,399.32 | .00 | 100,100.68 | |
| 163 CDA CONTRABAND | | | | | | |
| 47 Interest | | | | | | |
| <u>163 470000 INTEREST INCOME</u> | 500.00 | 500.00 | 34.70 | .00 | 465.30 | 6.9%* |
| TOTAL Interest | 500.00 | 500.00 | 34.70 | .00 | 465.30 | 6.9% |
| 48 Other Revenue | | | | | | |
| <u>163 489900 OTHER REVENUE</u> | 76,000.00 | 76,000.00 | 23,112.83 | .00 | 52,887.17 | 30.4%* |
| TOTAL Other Revenue | 76,000.00 | 76,000.00 | 23,112.83 | .00 | 52,887.17 | 30.4% |

02/05/2021 12:57
RScott

Lubbock County
REVENUE SUMMARIES REPORT
ACCOUNT SUMMARY JANUARY 2021

P 38
glytdbud

| FOR 2021 04 | ORIGINAL ESTIM REV | REVISED EST REV | ACTUAL YTD REVENUE | ACTUAL MTD REVENUE | REMAINING REVENUE | PCT COLL |
|------------------------------------|-----------------------|--------------------|-----------------------|-----------------------|----------------------|-------------|
| TOTAL CDA CONTRABAND | 76,500.00 | 76,500.00 | 23,147.53 | .00 | 53,352.47 | 30.3% |
| TOTAL REVENUES | 76,500.00 | 76,500.00 | 23,147.53 | .00 | 53,352.47 | |
| 164 CDA SPATTF GRANT | | | | | | |
| 42 Intergovernmental | | | | | | |
| 164 420300 STATE GRANT REVENUE | 389,151.00 | 389,151.00 | 61,196.04 | .00 | 327,954.96 | 15.7%* |
| 164 420400 SPATTF REVENUE-FEDERAL | .00 | .00 | 3,151.95 | .00 | -3,151.95 | 100.0%* |
| TOTAL Intergovernmental | 389,151.00 | 389,151.00 | 64,347.99 | .00 | 324,803.01 | 16.5% |
| 47 Interest | | | | | | |
| 164 470010 INTEREST INCOME-PROGRAM | .00 | .00 | 7,655.79 | .00 | -7,655.79 | 100.0%* |
| 164 470100 INTEREST INCOME-FEDERAL | .00 | .00 | 1,813.84 | .00 | -1,813.84 | 100.0%* |
| TOTAL Interest | .00 | .00 | 9,469.63 | .00 | -9,469.63 | 100.0% |
| 48 Other Revenue | | | | | | |
| 164 480000 IN-KIND REVENUE | 177,217.00 | 177,217.00 | 67,767.50 | 13,684.04 | 109,449.50 | 38.2%* |
| 164 480520 SPATTF PROGRAM INCOME | .00 | .00 | 24,422.14 | .00 | -24,422.14 | 100.0%* |
| TOTAL Other Revenue | 177,217.00 | 177,217.00 | 92,189.64 | 13,684.04 | 85,027.36 | 52.0% |
| 80 Transfers | | | | | | |
| 164 801100 XFER FROM GENERAL FUND | 151,686.00 | 151,686.00 | 20,879.57 | .00 | 130,806.43 | 13.8%* |
| TOTAL Transfers | 151,686.00 | 151,686.00 | 20,879.57 | .00 | 130,806.43 | 13.8% |
| TOTAL CDA SPATTF GRANT | 718,054.00 | 718,054.00 | 186,886.83 | 13,684.04 | 531,167.17 | 26.0% |
| TOTAL REVENUES | 718,054.00 | 718,054.00 | 186,886.83 | 13,684.04 | 531,167.17 | |
| 166 CDA JAG GRANT | | | | | | |
| 42 Intergovernmental | | | | | | |

02/05/2021 12:57
RScott

Lubbock County
REVENUE SUMMARIES REPORT
ACCOUNT SUMMARY JANUARY 2021

P 39
glytdbud

FOR 2021 04

| | ORIGINAL ESTIM REV | REVISED EST REV | ACTUAL YTD REVENUE | ACTUAL MTD REVENUE | REMAINING REVENUE | PCT COLL |
|------------------------------------|-----------------------|--------------------|-----------------------|-----------------------|----------------------|-------------|
| <hr/> | | | | | | |
| 166 422510 FEDERAL GRANT REVENUE-J | 78,465.00 | 78,465.00 | 69,677.92 | .00 | 8,787.08 | 88.8%* |
| 166 422800 FEDERAL GRANT REVENUE-J | 93,957.00 | 93,957.00 | 93,957.00 | .00 | .00 | 100.0%* |
| TOTAL Intergovernmental | 172,422.00 | 172,422.00 | 163,634.92 | .00 | 8,787.08 | 94.9% |
| | | | | | | |
| 47 Interest | <hr/> | | | | | |
| 166 470020 INTEREST REVENUE JAG19 | .00 | .00 | 132.55 | .00 | -132.55 | 100.0%* |
| 166 470300 INTEREST REVENUE-JAG18 | .00 | .00 | 1,642.71 | .00 | -1,642.71 | 100.0%* |
| TOTAL Interest | .00 | .00 | 1,775.26 | .00 | -1,775.26 | 100.0% |
| TOTAL CDA JAG GRANT | 172,422.00 | 172,422.00 | 165,410.18 | .00 | 7,011.82 | 95.9% |
| TOTAL REVENUES | 172,422.00 | 172,422.00 | 165,410.18 | .00 | 7,011.82 | |
| | | | | | | |
| 168 CDA Border Prosecution Unit | <hr/> | | | | | |
| 42 Intergovernmental | <hr/> | | | | | |
| 168 420100 GRANT REVENUE | 199,700.00 | 199,700.00 | .00 | .00 | 199,700.00 | .0%* |
| TOTAL Intergovernmental | 199,700.00 | 199,700.00 | .00 | .00 | 199,700.00 | .0% |
| TOTAL CDA Border Prosecution U | 199,700.00 | 199,700.00 | .00 | .00 | 199,700.00 | .0% |
| TOTAL REVENUES | 199,700.00 | 199,700.00 | .00 | .00 | 199,700.00 | |
| | | | | | | |
| 171 CDA VOCA VICTIM ADV PROJECT | <hr/> | | | | | |
| 42 Intergovernmental | <hr/> | | | | | |
| 171 420300 STATE GRANT REVENUE | 216,946.00 | 216,946.00 | 26,063.57 | .00 | 190,882.43 | 12.0%* |
| TOTAL Intergovernmental | 216,946.00 | 216,946.00 | 26,063.57 | .00 | 190,882.43 | 12.0% |
| | | | | | | |
| 80 Transfers | <hr/> | | | | | |
| 171 801100 XFER FROM GENERAL FUND | 54,236.00 | 54,236.00 | 6,515.90 | .00 | 47,720.10 | 12.0%* |

02/05/2021 12:57
RScott

Lubbock County
REVENUE SUMMARIES REPORT
ACCOUNT SUMMARY JANUARY 2021

P 40
glytdbud

FOR 2021 04

| | ORIGINAL ESTIM REV | REVISED EST REV | ACTUAL YTD REVENUE | ACTUAL MTD REVENUE | REMAINING REVENUE | PCT COLL |
|------------------------------------|-----------------------|--------------------|-----------------------|-----------------------|----------------------|-------------|
| TOTAL Transfers | 54,236.00 | 54,236.00 | 6,515.90 | .00 | 47,720.10 | 12.0% |
| TOTAL CDA VOCA VICTIM ADV PROJ | 271,182.00 | 271,182.00 | 32,579.47 | .00 | 238,602.53 | 12.0% |
| TOTAL REVENUES | 271,182.00 | 271,182.00 | 32,579.47 | .00 | 238,602.53 | |
| 201 GEN OB REFUNDING BOND SRS 2016 | | | | | | |
| 40 Tax Collections | | | | | | |
| 201 400100 CURRENT AD VALOREM TAXE | 6,313,534.00 | 6,313,534.00 | 4,108,039.72 | 1,493,574.23 | 2,205,494.28 | 65.1%* |
| 201 400400 PEN & INT - CURRENT LEV | 25,885.00 | 25,885.00 | .00 | .00 | 25,885.00 | .0%* |
| 201 400500 DELIQ TAXES - PRIOR YEA | 38,513.00 | 38,513.00 | 11,992.26 | 3,393.90 | 26,520.74 | 31.1%* |
| 201 400600 PEN & INT - PRIOR YEARS | 19,571.00 | 19,571.00 | 5,782.95 | 1,773.54 | 13,788.05 | 29.5%* |
| TOTAL Tax Collections | 6,397,503.00 | 6,397,503.00 | 4,125,814.93 | 1,498,741.67 | 2,271,688.07 | 64.5% |
| 47 Interest | | | | | | |
| 201 470000 INTEREST INCOME | 30,000.00 | 30,000.00 | 382.73 | .00 | 29,617.27 | 1.3%* |
| TOTAL Interest | 30,000.00 | 30,000.00 | 382.73 | .00 | 29,617.27 | 1.3% |
| TOTAL GEN OB REFUNDING BOND SR | 6,427,503.00 | 6,427,503.00 | 4,126,197.66 | 1,498,741.67 | 2,301,305.34 | 64.2% |
| TOTAL REVENUES | 6,427,503.00 | 6,427,503.00 | 4,126,197.66 | 1,498,741.67 | 2,301,305.34 | |
| 202 UNLIMITED TAX ROAD BONDS | | | | | | |
| 40 Tax Collections | | | | | | |
| 202 400100 CURRENT AD VALOREM TAXE | 1,376,380.00 | 2,187,838.00 | 908,033.82 | 338,102.64 | 1,279,804.18 | 41.5%* |
| 202 400400 PEN & INT - CURRENT LEV | 5,643.00 | 5,643.00 | .00 | .00 | 5,643.00 | .0%* |
| 202 400500 DELIQ TAXES - PRIOR YEA | 8,396.00 | 8,396.00 | 745.50 | 210.98 | 7,650.50 | 8.9%* |
| 202 400600 PEN & INT - PRIOR YEARS | 4,267.00 | 4,267.00 | 359.47 | 110.25 | 3,907.53 | 8.4%* |
| TOTAL Tax Collections | 1,394,686.00 | 2,206,144.00 | 909,138.79 | 338,423.87 | 1,297,005.21 | 41.2% |
| 47 Interest | | | | | | |

02/05/2021 12:57
RScott

Lubbock County
REVENUE SUMMARIES REPORT
ACCOUNT SUMMARY JANUARY 2021

P 41
glytdbud

| FOR 2021 04 | ORIGINAL ESTIM REV | REVISED EST REV | ACTUAL YTD REVENUE | ACTUAL MTD REVENUE | REMAINING REVENUE | PCT COLL |
|---|-----------------------|--------------------|-----------------------|-----------------------|----------------------|-------------|
| <u>202 470000 INTEREST INCOME</u> | 1,000.00 | 1,000.00 | 9.04 | .00 | 990.96 | .9%* |
| TOTAL Interest | 1,000.00 | 1,000.00 | 9.04 | .00 | 990.96 | .9% |
| 48 Other Revenue | | | | | | |
| <u>202 489900 OTHER REVENUE</u> | .00 | 2,290.00 | 2,289.53 | 2,289.53 | .47 | 100.0%* |
| TOTAL Other Revenue | .00 | 2,290.00 | 2,289.53 | 2,289.53 | .47 | 100.0% |
| TOTAL UNLIMITED TAX ROAD BONDS | 1,395,686.00 | 2,209,434.00 | 911,437.36 | 340,713.40 | 1,297,996.64 | 41.3% |
| TOTAL REVENUES | 1,395,686.00 | 2,209,434.00 | 911,437.36 | 340,713.40 | 1,297,996.64 | |
| 204 TAX NOTES, SERIES 2013 | | | | | | |
| 47 Interest | | | | | | |
| <u>204 470000 INTEREST INCOME</u> | .00 | .00 | 61.89 | .00 | -61.89 | 100.0%* |
| TOTAL Interest | .00 | .00 | 61.89 | .00 | -61.89 | 100.0% |
| TOTAL TAX NOTES, SERIES 2013 | .00 | .00 | 61.89 | .00 | -61.89 | 100.0% |
| TOTAL REVENUES | .00 | .00 | 61.89 | .00 | -61.89 | |
| 206 GEN OB REFUNDING BOND SRS 2013 | | | | | | |
| 40 Tax Collections | | | | | | |
| <u>206 400100 CURRENT AD VALOREM TAXE</u> | 878,329.00 | 878,329.00 | 571,564.77 | 207,804.39 | 306,764.23 | 65.1%* |
| <u>206 400400 PEN & INT - CURRENT LEV</u> | 3,601.00 | 3,601.00 | .00 | .00 | 3,601.00 | .0%* |
| <u>206 400500 DELIQ TAXES - PRIOR YEA</u> | 5,358.00 | 5,358.00 | 3,013.98 | 852.97 | 2,344.02 | 56.3%* |
| <u>206 400600 PEN & INT - PRIOR YEARS</u> | 2,723.00 | 2,723.00 | 1,453.41 | 445.74 | 1,269.59 | 53.4%* |
| TOTAL Tax Collections | 890,011.00 | 890,011.00 | 576,032.16 | 209,103.10 | 313,978.84 | 64.7% |
| 47 Interest | | | | | | |
| <u>206 470000 INTEREST INCOME</u> | 1,000.00 | 1,000.00 | 44.22 | .00 | 955.78 | 4.4%* |

02/05/2021 12:57
RScott

Lubbock County
REVENUE SUMMARIES REPORT
ACCOUNT SUMMARY JANUARY 2021

P 42
glytdbud

FOR 2021 04

| | ORIGINAL ESTIM REV | REVISED EST REV | ACTUAL YTD REVENUE | ACTUAL MTD REVENUE | REMAINING REVENUE | PCT COLL |
|---|-----------------------|--------------------|-----------------------|-----------------------|----------------------|-------------|
| TOTAL Interest | 1,000.00 | 1,000.00 | 44.22 | .00 | 955.78 | 4.4% |
| TOTAL GEN OB REFUNDING BOND SR | 891,011.00 | 891,011.00 | 576,076.38 | 209,103.10 | 314,934.62 | 64.7% |
| TOTAL REVENUES | 891,011.00 | 891,011.00 | 576,076.38 | 209,103.10 | 314,934.62 | |
| <u>208 SPECIAL TAX REVENUE BONDS 2020</u> | | | | | | |
| 80 Transfers | | | | | | |
| <u>208 807900 XFER FROM VENUE HOT STV</u> | 604,567.00 | 604,567.00 | 604,567.00 | 604,567.00 | .00 | 100.0%* |
| TOTAL Transfers | 604,567.00 | 604,567.00 | 604,567.00 | 604,567.00 | .00 | 100.0% |
| TOTAL SPECIAL TAX REVENUE BOND | 604,567.00 | 604,567.00 | 604,567.00 | 604,567.00 | .00 | 100.0% |
| TOTAL REVENUES | 604,567.00 | 604,567.00 | 604,567.00 | 604,567.00 | .00 | |
| <u>301 MPO ROAD CONSTRUCTION</u> | | | | | | |
| 42 Intergovernmental | | | | | | |
| <u>301 421300 TRANSPORTATION IMPROVEM</u> | 1,721,096.00 | 1,721,096.00 | .00 | 54,043.97 | 1,721,096.00 | .0%* |
| TOTAL Intergovernmental | 1,721,096.00 | 1,721,096.00 | .00 | 54,043.97 | 1,721,096.00 | .0% |
| 47 Interest | | | | | | |
| <u>301 470000 INTEREST INCOME</u> | .00 | .00 | -4.20 | .00 | 4.20 | 100.0% |
| TOTAL Interest | .00 | .00 | -4.20 | .00 | 4.20 | 100.0% |
| TOTAL MPO ROAD CONSTRUCTION | 1,721,096.00 | 1,721,096.00 | -4.20 | 54,043.97 | 1,721,100.20 | .0% |
| TOTAL REVENUES | 1,721,096.00 | 1,721,096.00 | -4.20 | 54,043.97 | 1,721,100.20 | |
| <u>302 TAX ROAD BOND CONSTRUCTION</u> | | | | | | |
| 47 Interest | | | | | | |

02/05/2021 12:57
RScott

Lubbock County
REVENUE SUMMARIES REPORT
ACCOUNT SUMMARY JANUARY 2021

P 43
glytdbud

FOR 2021 04

| | ORIGINAL ESTIM REV | REVISED EST REV | ACTUAL YTD REVENUE | ACTUAL MTD REVENUE | REMAINING REVENUE | PCT COLL |
|--|-----------------------|--------------------|-----------------------|-----------------------|----------------------|-------------|
| <u>302 470000 INTEREST INCOME</u> | 60,000.00 | 60,000.00 | 851.51 | .00 | 59,148.49 | 1.4%* |
| TOTAL Interest | 60,000.00 | 60,000.00 | 851.51 | .00 | 59,148.49 | 1.4% |
| 48 Other Revenue | | | | | | |
| <u>302 485500 BOND PROCEEDS</u> | 40,980,000.00 | 40,980,000.00 | 41,228,577.40 | .00 | -248,577.40 | 100.6%* |
| <u>302 489900 OTHER REVENUE</u> | 5,051,727.00 | 5,051,727.00 | 6,403.69 | .00 | 5,045,323.31 | .1%* |
| TOTAL Other Revenue | 46,031,727.00 | 46,031,727.00 | 41,234,981.09 | .00 | 4,796,745.91 | 89.6% |
| TOTAL TAX ROAD BOND CONSTRUCTIO | 46,091,727.00 | 46,091,727.00 | 41,235,832.60 | .00 | 4,855,894.40 | 89.5% |
| TOTAL REVENUES | 46,091,727.00 | 46,091,727.00 | 41,235,832.60 | .00 | 4,855,894.40 | |
| 307 CRTS RENOVATIONS #2 | | | | | | |
| 47 Interest | | | | | | |
| <u>307 470000 INTEREST INCOME</u> | 3,000.00 | 3,000.00 | 132.98 | .00 | 2,867.02 | 4.4%* |
| TOTAL Interest | 3,000.00 | 3,000.00 | 132.98 | .00 | 2,867.02 | 4.4% |
| 80 Transfers | | | | | | |
| <u>307 801100 XFER FROM GENERAL FUND</u> | 1,958,000.00 | 1,958,000.00 | .00 | .00 | 1,958,000.00 | .0%* |
| TOTAL Transfers | 1,958,000.00 | 1,958,000.00 | .00 | .00 | 1,958,000.00 | .0% |
| TOTAL CRTS RENOVATIONS #2 | 1,961,000.00 | 1,961,000.00 | 132.98 | .00 | 1,960,867.02 | .0% |
| TOTAL REVENUES | 1,961,000.00 | 1,961,000.00 | 132.98 | .00 | 1,960,867.02 | |
| 308 VENUE CAPITAL PROJECT | | | | | | |
| 47 Interest | | | | | | |
| <u>308 470000 INTEREST INCOME</u> | .00 | .00 | 844.19 | .00 | -844.19 | 100.0%* |

02/05/2021 12:57
RScott

Lubbock County
REVENUE SUMMARIES REPORT
ACCOUNT SUMMARY JANUARY 2021

P 44
glytdbud

FOR 2021 04

| | ORIGINAL ESTIM REV | REVISED EST REV | ACTUAL YTD REVENUE | ACTUAL MTD REVENUE | REMAINING REVENUE | PCT COLL |
|---|-----------------------|--------------------|-----------------------|-----------------------|----------------------|-------------|
| TOTAL Interest | .00 | .00 | 844.19 | .00 | -844.19 | 100.0% |
| 73 Draws | | | | | | |
| <u>308 736100 DRAW FROM RESERVES</u> | 5,000,000.00 | 5,000,000.00 | .00 | .00 | 5,000,000.00 | .0%* |
| TOTAL Draws | 5,000,000.00 | 5,000,000.00 | .00 | .00 | 5,000,000.00 | .0% |
| TOTAL VENUE CAPITAL PROJECT | 5,000,000.00 | 5,000,000.00 | 844.19 | .00 | 4,999,155.81 | .0% |
| TOTAL REVENUES | 5,000,000.00 | 5,000,000.00 | 844.19 | .00 | 4,999,155.81 | |
| 401 EMPLOYEE HEALTH BENEFIT | | | | | | |
| 47 Interest | | | | | | |
| <u>401 470000 INTEREST INCOME</u> | 100,000.00 | 100,000.00 | 1,679.95 | .00 | 98,320.05 | 1.7%* |
| TOTAL Interest | 100,000.00 | 100,000.00 | 1,679.95 | .00 | 98,320.05 | 1.7% |
| 48 Other Revenue | | | | | | |
| <u>401 480600 INSURANCE REIMBURSEMENT</u> | 50,000.00 | 50,000.00 | .00 | .00 | 50,000.00 | .0%* |
| <u>401 483010 SURVIVOR SB872 INSURANC</u> | 4,000.00 | 4,000.00 | .00 | .00 | 4,000.00 | .0%* |
| <u>401 483100 COBRA INSURANCE PREMIUM</u> | 20,000.00 | 20,000.00 | 7,532.01 | 3,408.33 | 12,467.99 | 37.7%* |
| <u>401 483200 RETIREE INSURANCE PREMI</u> | 115,000.00 | 115,000.00 | 36,320.00 | 24,649.90 | 78,680.00 | 31.6%* |
| <u>401 484400 STOP LOSS REIMBURSEMENT</u> | 250,000.00 | 250,000.00 | .00 | .00 | 250,000.00 | .0%* |
| <u>401 485100 EMPLOYEE MEDICAL SHARE</u> | 1,700,000.00 | 1,700,000.00 | 433,943.13 | 65,923.13 | 1,266,056.87 | 25.5%* |
| <u>401 485200 COUNTY MEDICAL SHARE</u> | 10,614,000.00 | 10,614,000.00 | 2,602,335.21 | 373,354.48 | 8,011,664.79 | 24.5%* |
| <u>401 489900 OTHER REVENUE</u> | 25,000.00 | 25,000.00 | .00 | .00 | 25,000.00 | .0%* |
| TOTAL Other Revenue | 12,778,000.00 | 12,778,000.00 | 3,080,130.35 | 467,335.84 | 9,697,869.65 | 24.1% |
| TOTAL EMPLOYEE HEALTH BENEFIT | 12,878,000.00 | 12,878,000.00 | 3,081,810.30 | 467,335.84 | 9,796,189.70 | 23.9% |
| TOTAL REVENUES | 12,878,000.00 | 12,878,000.00 | 3,081,810.30 | 467,335.84 | 9,796,189.70 | |
| 403 WORKERS COMPENSATION | | | | | | |
| 47 Interest | | | | | | |

02/05/2021 12:57
RScott

Lubbock County
REVENUE SUMMARIES REPORT
ACCOUNT SUMMARY JANUARY 2021

P 45
glytdbud

FOR 2021 04

| | ORIGINAL ESTIM REV | REVISED EST REV | ACTUAL YTD REVENUE | ACTUAL MTD REVENUE | REMAINING REVENUE | PCT COLL |
|---|-----------------------|--------------------|-----------------------|-----------------------|----------------------|-------------|
| <u>403 470000 INTEREST INCOME</u> | 120,000.00 | 120,000.00 | 1,310.02 | .00 | 118,689.98 | 1.1%* |
| TOTAL Interest | 120,000.00 | 120,000.00 | 1,310.02 | .00 | 118,689.98 | 1.1% |
| 48 Other Revenue | | | | | | |
| <u>403 480600 INSURANCE REIMBURSEMENT</u> | 10,000.00 | 10,000.00 | 321.51 | 321.51 | 9,678.49 | 3.2%* |
| <u>403 485210 COUNTY W/C SHARE</u> | 1,500,000.00 | 1,500,000.00 | 570,828.10 | 125,587.92 | 929,171.90 | 38.1%* |
| <u>403 489900 OTHER REVENUE</u> | 500.00 | 500.00 | 5,456.70 | .00 | -4,956.70 | 1091.3%* |
| TOTAL Other Revenue | 1,510,500.00 | 1,510,500.00 | 576,606.31 | 125,909.43 | 933,893.69 | 38.2% |
| TOTAL WORKERS COMPENSATION | 1,630,500.00 | 1,630,500.00 | 577,916.33 | 125,909.43 | 1,052,583.67 | 35.4% |
| TOTAL REVENUES | 1,630,500.00 | 1,630,500.00 | 577,916.33 | 125,909.43 | 1,052,583.67 | |
| GRAND TOTAL | 244,972,768.00 | 248,238,612.00 | 119,510,473.47 | 32,585,342.79 | 128,728,238.53 | 48.1% |

** END OF REPORT - Generated by Scott, Rhonda **

Revenue Summaries Report

For Fiscal: 2020-2021 Period Ending 01/31/21

Group/Fund Summary

02/05/2021 12:59
RScott

Lubbock County
REVENUE SUMMARIES REPORT
GROUP SUMMARY JANUARY 2021

P 1
glytdbud

FOR 2021 04

| | ORIGINAL ESTIM REV | REVISED EST REV | ACTUAL YTD REVENUE | ACTUAL MTD REVENUE | REMAINING REVENUE | PCT COLL |
|----------------------------------|-----------------------|--------------------|-----------------------|-----------------------|----------------------|-------------|
| 011 GENERAL FUND | | | | | | |
| 40 Tax Collections | 93,111,215.00 | 93,111,215.00 | 46,415,513.13 | 17,486,387.35 | 46,695,701.87 | 49.8% |
| 41 Licenses/Permits | 192,452.00 | 192,452.00 | 30,188.80 | 10,227.70 | 162,263.20 | 15.7% |
| 42 Intergovernmental | 2,459,264.00 | 4,344,839.00 | 2,055,966.04 | 1,892,163.51 | 2,288,872.96 | 47.3% |
| 43 Fees | 3,297,270.00 | 3,297,270.00 | 1,096,074.55 | 261,553.52 | 2,201,195.45 | 33.2% |
| 44 Commissions | 4,635,994.00 | 4,635,994.00 | 634,655.07 | 435,057.48 | 4,001,338.93 | 13.7% |
| 45 Charges for Services | 2,339,855.00 | 2,339,855.00 | 486,410.77 | 164,489.44 | 1,853,444.23 | 20.8% |
| 46 Fines/Forfeitures | 704,205.00 | 704,205.00 | 151,880.42 | 48,993.91 | 552,324.58 | 21.6% |
| 47 Interest | 958,694.00 | 958,694.00 | 5,712.53 | 276.82 | 952,981.47 | .6% |
| 48 Other Revenue | 2,338,839.00 | 2,338,839.00 | 450,876.44 | 218,949.12 | 1,887,962.56 | 19.3% |
| 73 Draws | 5,298,175.00 | 5,298,175.00 | .00 | .00 | 5,298,175.00 | .0% |
| TOTAL REVENUES | 115,335,963.00 | 117,221,538.00 | 51,327,277.75 | 20,518,098.85 | 65,894,260.25 | |
| 020 CONSOLIDATED ROAD AND BRIDGE | | | | | | |
| 42 Intergovernmental | 432,500.00 | 432,500.00 | 52,154.41 | .00 | 380,345.59 | 12.1% |
| 45 Charges for Services | 2,750,000.00 | 2,750,000.00 | 753,622.68 | 201,920.00 | 1,996,377.32 | 27.4% |
| 47 Interest | 60,000.00 | 60,000.00 | 518.20 | .00 | 59,481.80 | .9% |
| 48 Other Revenue | 372,500.00 | 372,500.00 | 3,616.55 | .00 | 368,883.45 | 1.0% |
| 73 Draws | 2,254,650.00 | 2,254,650.00 | .00 | .00 | 2,254,650.00 | .0% |
| 80 Transfers | 4,265,368.00 | 4,265,368.00 | 4,265,368.00 | 4,265,368.00 | .00 | 100.0% |
| TOTAL REVENUES | 10,135,018.00 | 10,135,018.00 | 5,075,279.84 | 4,467,288.00 | 5,059,738.16 | |
| 031 PRECINCT 1 PARK | | | | | | |
| 40 Tax Collections | 112,359.00 | 112,359.00 | 72,607.96 | 26,479.76 | 39,751.04 | 64.6% |
| 47 Interest | 8,000.00 | 8,000.00 | 121.58 | .00 | 7,878.42 | 1.5% |
| 48 Other Revenue | 8,000.00 | 8,000.00 | 600.00 | 400.00 | 7,500.00 | 7.5% |
| 73 Draws | 101,499.00 | 101,499.00 | .00 | .00 | 101,499.00 | .0% |
| TOTAL REVENUES | 229,858.00 | 229,858.00 | 73,329.54 | 26,879.76 | 156,628.46 | |
| 032 SLATON/ROOSEVELT PARK | | | | | | |
| 40 Tax Collections | 112,359.00 | 112,359.00 | 72,607.96 | 26,479.76 | 39,751.04 | 64.6% |
| 47 Interest | 3,000.00 | 3,000.00 | 14.50 | .00 | 2,985.50 | .5% |

02/05/2021 12:59
RScott

Lubbock County
REVENUE SUMMARIES REPORT
GROUP SUMMARY JANUARY 2021

P 2
glytdbud

FOR 2021 04

| | ORIGINAL ESTIM REV | REVISED EST REV | ACTUAL YTD REVENUE | ACTUAL MTD REVENUE | REMAINING REVENUE | PCT COLL |
|-----------------------------------|-----------------------|--------------------|-----------------------|-----------------------|----------------------|-------------|
| 48 Other Revenue | 8,000.00 | 8,000.00 | 400.00 | 200.00 | 7,600.00 | 5.0% |
| 73 Draws | 106,443.00 | 106,443.00 | .00 | .00 | 106,443.00 | .0% |
| TOTAL REVENUES | 229,802.00 | 229,802.00 | 73,022.46 | 26,679.76 | 156,779.54 | |
| 033 IDALOU/NEW DEAL PARK | | | | | | |
| 40 Tax Collections | 112,360.00 | 112,360.00 | 72,607.96 | 26,479.76 | 39,752.04 | 64.6% |
| 47 Interest | 5,000.00 | 5,000.00 | 46.42 | .00 | 4,953.58 | .9% |
| 48 Other Revenue | 6,200.00 | 6,200.00 | 500.00 | .00 | 5,700.00 | 8.1% |
| TOTAL REVENUES | 123,560.00 | 123,560.00 | 73,154.38 | 26,479.76 | 50,405.62 | |
| 034 SHALLOWATER PARK | | | | | | |
| 40 Tax Collections | 112,359.00 | 112,359.00 | 72,607.96 | 26,479.76 | 39,751.04 | 64.6% |
| 47 Interest | 5,000.00 | 5,000.00 | 48.84 | .00 | 4,951.16 | 1.0% |
| 48 Other Revenue | 2,500.00 | 2,500.00 | 650.00 | 100.00 | 1,850.00 | 26.0% |
| 73 Draws | 141,368.00 | 141,368.00 | .00 | .00 | 141,368.00 | .0% |
| TOTAL REVENUES | 261,227.00 | 261,227.00 | 73,306.80 | 26,579.76 | 187,920.20 | |
| 041 PERMANENT IMPROVEMENT | | | | | | |
| 40 Tax Collections | 2,247,180.00 | 2,247,180.00 | 1,452,162.94 | 529,596.85 | 795,017.06 | 64.6% |
| 47 Interest | 50,000.00 | 50,000.00 | 358.77 | .00 | 49,641.23 | .7% |
| 48 Other Revenue | 483,732.00 | 483,732.00 | 161,244.00 | 40,311.00 | 322,488.00 | 33.3% |
| 73 Draws | 716,733.00 | 716,733.00 | .00 | .00 | 716,733.00 | .0% |
| 80 Transfers | 2,068,943.00 | 2,068,943.00 | 2,068,943.00 | 2,068,943.00 | .00 | 100.0% |
| TOTAL REVENUES | 5,566,588.00 | 5,566,588.00 | 3,682,708.71 | 2,638,850.85 | 1,883,879.29 | |
| 043 LCETRZ NO1 TAX INCREMENT FUND | | | | | | |
| 47 Interest | 3,000.00 | 3,000.00 | 101.01 | .00 | 2,898.99 | 3.4% |
| 73 Draws | 554,290.00 | 554,290.00 | .00 | .00 | 554,290.00 | .0% |
| 80 Transfers | 145,800.00 | 166,812.00 | 166,811.13 | .00 | .87 | 100.0% |
| TOTAL REVENUES | 703,090.00 | 724,102.00 | 166,912.14 | .00 | 557,189.86 | |
| 046 TJJD (P) JJAEP GRANT | | | | | | |

02/05/2021 12:59
RScott

Lubbock County
REVENUE SUMMARIES REPORT
GROUP SUMMARY JANUARY 2021

P 3
glytdbud

| FOR 2021 04 | ORIGINAL ESTIM REV | REVISED EST REV | ACTUAL YTD REVENUE | ACTUAL MTD REVENUE | REMAINING REVENUE | PCT COLL |
|----------------------------------|-----------------------|--------------------|-----------------------|-----------------------|----------------------|-------------|
| 42 Intergovernmental | 80,000.00 | 80,000.00 | 15,722.50 | .00 | 64,277.50 | 19.7% |
| TOTAL REVENUES | 80,000.00 | 80,000.00 | 15,722.50 | .00 | 64,277.50 | |
| 047 TJJD (R) REG DIVERSION GRANT | | | | | | |
| 42 Intergovernmental | 15,628.00 | 15,628.00 | 12,793.98 | .00 | 2,834.02 | 81.9% |
| TOTAL REVENUES | 15,628.00 | 15,628.00 | 12,793.98 | .00 | 2,834.02 | |
| 050 JUVENILE STAR PROGRAM | | | | | | |
| 42 Intergovernmental | 425,000.00 | 425,000.00 | 425,000.00 | 425,000.00 | .00 | 100.0% |
| 48 Other Revenue | 1,895.00 | 1,895.00 | .00 | .00 | 1,895.00 | .0% |
| 80 Transfers | 175,000.00 | 175,000.00 | 175,000.00 | 175,000.00 | .00 | 100.0% |
| TOTAL REVENUES | 601,895.00 | 601,895.00 | 600,000.00 | 600,000.00 | 1,895.00 | |
| 051 JUVENILE PROBATION | | | | | | |
| 45 Charges for Services | 5,000.00 | 5,000.00 | 1,491.00 | 483.00 | 3,509.00 | 29.8% |
| 47 Interest | 75,000.00 | 75,000.00 | 1,111.46 | .00 | 73,888.54 | 1.5% |
| 48 Other Revenue | 2,000.00 | 2,000.00 | 218.74 | 218.74 | 1,781.26 | 10.9% |
| 73 Draws | 2,970,425.00 | 2,970,425.00 | .00 | .00 | 2,970,425.00 | .0% |
| 80 Transfers | 4,216,154.00 | 4,216,154.00 | 1,405,384.72 | 351,346.16 | 2,810,769.28 | 33.3% |
| TOTAL REVENUES | 7,268,579.00 | 7,268,579.00 | 1,408,205.92 | 352,047.90 | 5,860,373.08 | |
| 054 TJJD (A) JUV PROB COMM GRANT | | | | | | |
| 42 Intergovernmental | 1,649,081.00 | 1,649,081.00 | 740,011.32 | 137,424.00 | 909,069.68 | 44.9% |
| 80 Transfers | 411,254.00 | 411,254.00 | .00 | .00 | 411,254.00 | .0% |
| TOTAL REVENUES | 2,060,335.00 | 2,060,335.00 | 740,011.32 | 137,424.00 | 1,320,323.68 | |
| 055 JUVENILE DETENTION | | | | | | |
| 45 Charges for Services | 500,000.00 | 500,000.00 | 162,460.00 | .00 | 337,540.00 | 32.5% |
| 80 Transfers | 4,004,336.00 | 4,004,336.00 | 429,555.62 | .00 | 3,574,780.38 | 10.7% |
| TOTAL REVENUES | 4,504,336.00 | 4,504,336.00 | 592,015.62 | .00 | 3,912,320.38 | |

02/05/2021 12:59
RScott

Lubbock County
REVENUE SUMMARIES REPORT
GROUP SUMMARY JANUARY 2021

P 4
glytdbud

FOR 2021 04

| | ORIGINAL ESTIM REV | REVISED EST REV | ACTUAL YTD REVENUE | ACTUAL MTD REVENUE | REMAINING REVENUE | PCT COLL |
|-----------------------------------|-----------------------|--------------------|-----------------------|-----------------------|----------------------|-------------|
| 057 JUVENILE FOOD SERVICE | | | | | | |
| 42 Intergovernmental | 157,449.00 | 157,449.00 | 33,508.42 | 7,692.14 | 123,940.58 | 21.3% |
| 80 Transfers | 224,789.00 | 224,789.00 | 40,723.07 | .00 | 184,065.93 | 18.1% |
| TOTAL REVENUES | 382,238.00 | 382,238.00 | 74,231.49 | 7,692.14 | 308,006.51 | |
| 064 TJJD (E) TITLE IV E GRANT | | | | | | |
| 42 Intergovernmental | 99,000.00 | 99,000.00 | 12,947.56 | .00 | 86,052.44 | 13.1% |
| 80 Transfers | 105,400.00 | 105,400.00 | 9,167.70 | .00 | 96,232.30 | 8.7% |
| TOTAL REVENUES | 204,400.00 | 204,400.00 | 22,115.26 | .00 | 182,284.74 | |
| 066 CJD RE ENTRY DRUG COURT GRANT | | | | | | |
| 42 Intergovernmental | 40,953.00 | 40,953.00 | 9,928.55 | .00 | 31,024.45 | 24.2% |
| TOTAL REVENUES | 40,953.00 | 40,953.00 | 9,928.55 | .00 | 31,024.45 | |
| 067 CJD DWI COURT GRANT | | | | | | |
| 42 Intergovernmental | 36,612.00 | 36,612.00 | 6,127.27 | .00 | 30,484.73 | 16.7% |
| TOTAL REVENUES | 36,612.00 | 36,612.00 | 6,127.27 | .00 | 30,484.73 | |
| 070 ON LINE ACCESS | | | | | | |
| 43 Fees | 35,000.00 | 35,000.00 | 24,406.00 | 6,945.00 | 10,594.00 | 69.7% |
| 47 Interest | 4,000.00 | 4,000.00 | 57.51 | .00 | 3,942.49 | 1.4% |
| 73 Draws | 146,000.00 | 146,000.00 | .00 | .00 | 146,000.00 | .0% |
| TOTAL REVENUES | 185,000.00 | 185,000.00 | 24,463.51 | 6,945.00 | 160,536.49 | |
| 072 CJD DRUG COURT GRANT | | | | | | |
| 42 Intergovernmental | 48,991.00 | 48,991.00 | 4,488.43 | .00 | 44,502.57 | 9.2% |
| TOTAL REVENUES | 48,991.00 | 48,991.00 | 4,488.43 | .00 | 44,502.57 | |

02/05/2021 12:59
RScott

Lubbock County
REVENUE SUMMARIES REPORT
GROUP SUMMARY JANUARY 2021

5
glytdbud

FOR 2021 04

| | ORIGINAL ESTIM REV | REVISED EST REV | ACTUAL YTD REVENUE | ACTUAL MTD REVENUE | REMAINING REVENUE | PCT COLL |
|----------------------------------|-----------------------|--------------------|-----------------------|-----------------------|----------------------|-------------|
| 074 COUNTY DRUG COURT COURT COST | | | | | | |
| 43 Fees | 37,040.00 | 37,040.00 | 3,659.52 | .00 | 33,380.48 | 9.9% |
| 47 Interest | 1,700.00 | 1,700.00 | 43.56 | .00 | 1,656.44 | 2.6% |
| TOTAL REVENUES | 38,740.00 | 38,740.00 | 3,703.08 | .00 | 35,036.92 | |
| 075 DISPUTE RESOLUTION | | | | | | |
| 43 Fees | 342,950.00 | 342,950.00 | 96,530.76 | 25,186.04 | 246,419.24 | 28.1% |
| 47 Interest | .00 | .00 | -.18 | .00 | .18 | 100.0% |
| TOTAL REVENUES | 342,950.00 | 342,950.00 | 96,530.58 | 25,186.04 | 246,419.42 | |
| 076 USDA AG MEDIATION GRANT | | | | | | |
| 42 Intergovernmental | 300,000.00 | 300,000.00 | 17,328.44 | .00 | 282,671.56 | 5.8% |
| 43 Fees | 1,500.00 | 1,500.00 | 131.25 | .00 | 1,368.75 | 8.8% |
| 48 Other Revenue | 118,500.00 | 118,500.00 | 628.13 | .00 | 117,871.87 | .5% |
| 80 Transfers | .00 | .00 | 6,798.35 | .00 | -6,798.35 | 100.0% |
| TOTAL REVENUES | 420,000.00 | 420,000.00 | 24,886.17 | .00 | 395,113.83 | |
| 077 DOMESTIC RELATIONS OFFICE | | | | | | |
| 43 Fees | 199,000.00 | 199,000.00 | 49,796.71 | 2,971.23 | 149,203.29 | 25.0% |
| 47 Interest | .00 | .00 | .04 | .00 | -.04 | 100.0% |
| TOTAL REVENUES | 199,000.00 | 199,000.00 | 49,796.75 | 2,971.23 | 149,203.25 | |
| 079 VENUE HOT & STVR TAX | | | | | | |
| 40 Tax Collections | 2,105,000.00 | 2,105,000.00 | 547,162.66 | 177,138.71 | 1,557,837.34 | 26.0% |
| 47 Interest | 15,000.00 | 15,000.00 | 10,714.07 | 2,940.32 | 4,285.93 | 71.4% |
| 48 Other Revenue | .00 | .00 | 32.40 | 32.40 | -32.40 | 100.0% |
| TOTAL REVENUES | 2,120,000.00 | 2,120,000.00 | 557,909.13 | 180,111.43 | 1,562,090.87 | |
| 081 LAW LIBRARY | | | | | | |

02/05/2021 12:59
RScott

Lubbock County
REVENUE SUMMARIES REPORT
GROUP SUMMARY JANUARY 2021

P 6
glytdbud

FOR 2021 04

| | ORIGINAL ESTIM REV | REVISED EST REV | ACTUAL YTD REVENUE | ACTUAL MTD REVENUE | REMAINING REVENUE | PCT COLL |
|------------------------------------|-----------------------|--------------------|-----------------------|-----------------------|----------------------|-------------|
| 45 Charges for Services | 172,200.00 | 172,200.00 | 55,640.86 | 15,667.75 | 116,559.14 | 32.3% |
| 47 Interest | .00 | .00 | -.34 | .00 | .34 | 100.0% |
| 48 Other Revenue | 200.00 | 200.00 | 30.35 | 3.00 | 169.65 | 15.2% |
| 80 Transfers | 26,505.00 | 26,505.00 | 26,505.00 | 26,505.00 | .00 | 100.0% |
| TOTAL REVENUES | 198,905.00 | 198,905.00 | 82,175.87 | 42,175.75 | 116,729.13 | |
| 083 ELECTION SERVICES | | | | | | |
| 45 Charges for Services | 769,775.00 | 769,775.00 | .00 | .00 | 769,775.00 | .0% |
| TOTAL REVENUES | 769,775.00 | 769,775.00 | .00 | .00 | 769,775.00 | |
| 084 HELP AMERICA VOTE ACT | | | | | | |
| 42 Intergovernmental | 200,000.00 | 433,235.00 | 171,206.72 | .00 | 262,028.28 | 39.5% |
| TOTAL REVENUES | 200,000.00 | 433,235.00 | 171,206.72 | .00 | 262,028.28 | |
| 085 ELECTION ADMINISTRATION | | | | | | |
| 45 Charges for Services | 67,700.00 | 67,700.00 | .00 | .00 | 67,700.00 | .0% |
| 47 Interest | .00 | .00 | 25.27 | .00 | -25.27 | 100.0% |
| TOTAL REVENUES | 67,700.00 | 67,700.00 | 25.27 | .00 | 67,674.73 | |
| 086 ELECTION EQUIPMENT | | | | | | |
| 45 Charges for Services | 79,500.00 | 79,500.00 | .00 | .00 | 79,500.00 | .0% |
| 47 Interest | .00 | .00 | 45.98 | .00 | -45.98 | 100.0% |
| 73 Draws | 6,000.00 | 6,000.00 | .00 | .00 | 6,000.00 | .0% |
| TOTAL REVENUES | 85,500.00 | 85,500.00 | 45.98 | .00 | 85,454.02 | |
| 090 DIST CLK RECORDS MGT. AND PRES | | | | | | |
| 43 Fees | 18,800.00 | 18,800.00 | 5,930.80 | 1,465.34 | 12,869.20 | 31.5% |
| 47 Interest | 600.00 | 600.00 | 12.08 | .00 | 587.92 | 2.0% |
| 73 Draws | 22,301.00 | 22,301.00 | .00 | .00 | 22,301.00 | .0% |
| TOTAL REVENUES | 41,701.00 | 41,701.00 | 5,942.88 | 1,465.34 | 35,758.12 | |

02/05/2021 12:59
RScott

Lubbock County
REVENUE SUMMARIES REPORT
GROUP SUMMARY JANUARY 2021

P 7
glytdbud

FOR 2021 04

| | ORIGINAL ESTIM REV | REVISED EST REV | ACTUAL YTD REVENUE | ACTUAL MTD REVENUE | REMAINING REVENUE | PCT COLL |
|------------------------------------|-----------------------|--------------------|-----------------------|-----------------------|----------------------|-------------|
| 091 CTY CLK RECORDS MGT. AND PRES | | | | | | |
| 43 Fees | 545,725.00 | 545,725.00 | 206,404.73 | 55,939.58 | 339,320.27 | 37.8% |
| 47 Interest | 40,000.00 | 40,000.00 | 733.85 | .00 | 39,266.15 | 1.8% |
| 73 Draws | 24,609.00 | 24,609.00 | .00 | .00 | 24,609.00 | .0% |
| TOTAL REVENUES | 610,334.00 | 610,334.00 | 207,138.58 | 55,939.58 | 403,195.42 | |
| 092 CTY RECORDS MGT. AND PRES | | | | | | |
| 43 Fees | 58,000.00 | 58,000.00 | 14,171.35 | 3,033.81 | 43,828.65 | 24.4% |
| 47 Interest | 6,000.00 | 6,000.00 | 72.22 | .00 | 5,927.78 | 1.2% |
| 73 Draws | 18,948.00 | 18,948.00 | .00 | .00 | 18,948.00 | .0% |
| TOTAL REVENUES | 82,948.00 | 82,948.00 | 14,243.57 | 3,033.81 | 68,704.43 | |
| 093 COURTHOUSE SECURITY | | | | | | |
| 43 Fees | 110,000.00 | 110,000.00 | 34,227.05 | 8,181.72 | 75,772.95 | 31.1% |
| 47 Interest | .00 | .00 | 3.44 | .00 | -3.44 | 100.0% |
| TOTAL REVENUES | 110,000.00 | 110,000.00 | 34,230.49 | 8,181.72 | 75,769.51 | |
| 094 COURT RECORD PRESERVATION | | | | | | |
| 43 Fees | 48,000.00 | 48,000.00 | 16,224.33 | 4,568.87 | 31,775.67 | 33.8% |
| 47 Interest | 2,500.00 | 2,500.00 | 43.85 | .00 | 2,456.15 | 1.8% |
| TOTAL REVENUES | 50,500.00 | 50,500.00 | 16,268.18 | 4,568.87 | 34,231.82 | |
| 095 LOCAL TRUANCY PREVENT & DIVERS | | | | | | |
| 43 Fees | 10,000.00 | 10,000.00 | 3,161.88 | .00 | 6,838.12 | 31.6% |
| 47 Interest | .00 | .00 | 1.79 | .00 | -1.79 | 100.0% |
| TOTAL REVENUES | 10,000.00 | 10,000.00 | 3,163.67 | .00 | 6,836.33 | |
| 096 HISTORICAL COMMISSION | | | | | | |

02/05/2021 12:59
RScott

Lubbock County
REVENUE SUMMARIES REPORT
GROUP SUMMARY JANUARY 2021

P 8
glytdbud

FOR 2021 04

| | ORIGINAL ESTIM REV | REVISED EST REV | ACTUAL YTD REVENUE | ACTUAL MTD REVENUE | REMAINING REVENUE | PCT COLL |
|-----------------------------------|-----------------------|--------------------|-----------------------|-----------------------|----------------------|-------------|
| 47 Interest | 600.00 | 600.00 | 2.44 | .00 | 597.56 | .4% |
| 80 Transfers | 5,750.00 | 5,750.00 | 5,750.00 | 5,750.00 | .00 | 100.0% |
| TOTAL REVENUES | 6,350.00 | 6,350.00 | 5,752.44 | 5,750.00 | 597.56 | |
| 097 CHILD ABUSE PREVENTION | | | | | | |
| 43 Fees | 300.00 | 300.00 | 10.65 | .00 | 289.35 | 3.6% |
| 47 Interest | 25.00 | 25.00 | .64 | .00 | 24.36 | 2.6% |
| TOTAL REVENUES | 325.00 | 325.00 | 11.29 | .00 | 313.71 | |
| 098 JUSTICE COURT TECHNOLOGY | | | | | | |
| 43 Fees | .00 | .00 | .00 | -3,161.60 | .00 | .0% |
| 47 Interest | .00 | .00 | .09 | .00 | -.09 | 100.0% |
| TOTAL REVENUES | .00 | .00 | .09 | -3,161.60 | -.09 | |
| 099 CTY/DIST COURT TECHNOLOGY | | | | | | |
| 43 Fees | 6,100.00 | 6,100.00 | 719.42 | 59.71 | 5,380.58 | 11.8% |
| 47 Interest | 750.00 | 750.00 | 13.42 | .00 | 736.58 | 1.8% |
| 73 Draws | 3,150.00 | 3,150.00 | .00 | .00 | 3,150.00 | .0% |
| TOTAL REVENUES | 10,000.00 | 10,000.00 | 732.84 | 59.71 | 9,267.16 | |
| 102 DIST COURT RECORDS TECHNOLOGY | | | | | | |
| 43 Fees | 32,000.00 | 32,000.00 | 11,228.12 | 2,786.35 | 20,771.88 | 35.1% |
| 47 Interest | 1,500.00 | 1,500.00 | 16.48 | .00 | 1,483.52 | 1.1% |
| 73 Draws | 30,750.00 | 30,750.00 | .00 | .00 | 30,750.00 | .0% |
| TOTAL REVENUES | 64,250.00 | 64,250.00 | 11,244.60 | 2,786.35 | 53,005.40 | |
| 103 COUNTY CLERK RECORDS ARCHIVES | | | | | | |
| 43 Fees | 550,000.00 | 550,000.00 | 205,450.00 | 55,730.00 | 344,550.00 | 37.4% |
| 47 Interest | 30,000.00 | 30,000.00 | 632.77 | .00 | 29,367.23 | 2.1% |

02/05/2021 12:59
RScott

Lubbock County
REVENUE SUMMARIES REPORT
GROUP SUMMARY JANUARY 2021

P 9
glytdbud

FOR 2021 04

| | ORIGINAL ESTIM REV | REVISED EST REV | ACTUAL YTD REVENUE | ACTUAL MTD REVENUE | REMAINING REVENUE | PCT COLL |
|----------------------------------|-----------------------|--------------------|-----------------------|-----------------------|----------------------|-------------|
| 73 Draws | 880,000.00 | 880,000.00 | .00 | .00 | 880,000.00 | .0% |
| TOTAL REVENUES | 1,460,000.00 | 1,460,000.00 | 206,082.77 | 55,730.00 | 1,253,917.23 | |
| 105 COMMUNITY/ECONOMIC DEV PRG | | | | | | |
| 42 Intergovernmental | 16,000.00 | 16,000.00 | .00 | .00 | 16,000.00 | .0% |
| 47 Interest | .00 | .00 | 46.53 | .00 | -46.53 | 100.0% |
| TOTAL REVENUES | 16,000.00 | 16,000.00 | 46.53 | .00 | 15,953.47 | |
| 108 JP1 JUSTICE COURT TECHNOLOGY | | | | | | |
| 43 Fees | 7,500.00 | 7,500.00 | 1,281.13 | 1,281.13 | 6,218.87 | 17.1% |
| 47 Interest | 1,500.00 | 1,500.00 | 14.24 | .00 | 1,485.76 | .9% |
| 73 Draws | 49,153.00 | 49,153.00 | .00 | .00 | 49,153.00 | .0% |
| TOTAL REVENUES | 58,153.00 | 58,153.00 | 1,295.37 | 1,281.13 | 56,857.63 | |
| 109 JP2 JUSTICE COURT TECHNOLOGY | | | | | | |
| 43 Fees | 2,000.00 | 2,000.00 | 538.62 | 538.62 | 1,461.38 | 26.9% |
| 47 Interest | 333.00 | 333.00 | 19.44 | .00 | 313.56 | 5.8% |
| 73 Draws | 45,479.00 | 45,479.00 | .00 | .00 | 45,479.00 | .0% |
| TOTAL REVENUES | 47,812.00 | 47,812.00 | 558.06 | 538.62 | 47,253.94 | |
| 110 JP3 JUSTICE COURT TECHNOLOGY | | | | | | |
| 43 Fees | 2,000.00 | 2,000.00 | 490.15 | 490.15 | 1,509.85 | 24.5% |
| 47 Interest | 101.00 | 101.00 | 5.83 | .00 | 95.17 | 5.8% |
| 73 Draws | 5,999.00 | 5,999.00 | .00 | .00 | 5,999.00 | .0% |
| TOTAL REVENUES | 8,100.00 | 8,100.00 | 495.98 | 490.15 | 7,604.02 | |
| 111 JP4 JUSTICE COURT TECHNOLOGY | | | | | | |
| 43 Fees | 7,330.00 | 7,330.00 | 1,089.64 | 1,089.64 | 6,240.36 | 14.9% |
| 47 Interest | 300.00 | 300.00 | 17.50 | .00 | 282.50 | 5.8% |

02/05/2021 12:59
RScott

Lubbock County
REVENUE SUMMARIES REPORT
GROUP SUMMARY JANUARY 2021

P 10
glytdbud

FOR 2021 04

| | ORIGINAL ESTIM REV | REVISED EST REV | ACTUAL YTD REVENUE | ACTUAL MTD REVENUE | REMAINING REVENUE | PCT COLL |
|------------------------------------|-----------------------|--------------------|-----------------------|-----------------------|----------------------|-------------|
| 73 Draws | 870.00 | 870.00 | .00 | .00 | 870.00 | .0% |
| TOTAL REVENUES | 8,500.00 | 8,500.00 | 1,107.14 | 1,089.64 | 7,392.86 | |
| 113 REGIONAL PUBLIC DEFENDER GRANT | | | | | | |
| 42 Intergovernmental | 6,197,871.00 | 6,197,871.00 | 1,713,893.00 | 22,418.00 | 4,483,978.00 | 27.7% |
| 47 Interest | .00 | .00 | 523.34 | .00 | -523.34 | 100.0% |
| 48 Other Revenue | .00 | .00 | 13.69 | .00 | -13.69 | 100.0% |
| 73 Draws | 89,685.00 | 89,685.00 | .00 | .00 | 89,685.00 | .0% |
| 80 Transfers | 103,114.00 | 103,114.00 | 103,114.00 | .00 | .00 | 100.0% |
| TOTAL REVENUES | 6,390,670.00 | 6,390,670.00 | 1,817,544.03 | 22,418.00 | 4,573,125.97 | |
| 122 SHERIFF CONTRABAND | | | | | | |
| 46 Fines/Forfeitures | 350,000.00 | 350,000.00 | 38,089.84 | .00 | 311,910.16 | 10.9% |
| 47 Interest | 3,500.00 | 3,500.00 | 194.39 | .00 | 3,305.61 | 5.6% |
| 48 Other Revenue | 10,000.00 | 10,000.00 | 11,928.20 | .00 | -1,928.20 | 119.3% |
| TOTAL REVENUES | 363,500.00 | 363,500.00 | 50,212.43 | .00 | 313,287.57 | |
| 124 INMATE SUPPLY | | | | | | |
| 47 Interest | 17,000.00 | 17,000.00 | 11,650.77 | .00 | 5,349.23 | 68.5% |
| 48 Other Revenue | 847,000.00 | 847,000.00 | 239,734.01 | .00 | 607,265.99 | 28.3% |
| TOTAL REVENUES | 864,000.00 | 864,000.00 | 251,384.78 | .00 | 612,615.22 | |
| 126 VINE GRANT | | | | | | |
| 42 Intergovernmental | 30,171.00 | 30,171.00 | 7,530.63 | .00 | 22,640.37 | 25.0% |
| TOTAL REVENUES | 30,171.00 | 30,171.00 | 7,530.63 | .00 | 22,640.37 | |
| 128 HOMELAND SECURITY GRANT | | | | | | |
| 42 Intergovernmental | 135,962.00 | 293,083.00 | 9,600.00 | .00 | 283,483.00 | 3.3% |
| TOTAL REVENUES | 135,962.00 | 293,083.00 | 9,600.00 | .00 | 283,483.00 | |
| 142 LEOSE SHERIFF | | | | | | |

02/05/2021 12:59
RScott

Lubbock County
REVENUE SUMMARIES REPORT
GROUP SUMMARY JANUARY 2021

P 11
glytdbud

FOR 2021 04

| | ORIGINAL ESTIM REV | REVISED EST REV | ACTUAL YTD REVENUE | ACTUAL MTD REVENUE | REMAINING REVENUE | PCT COLL |
|-------------------------------|-----------------------|--------------------|-----------------------|-----------------------|----------------------|-------------|
| 42 Intergovernmental | 119,188.00 | 119,188.00 | .00 | .00 | 119,188.00 | .0% |
| 47 Interest | 1,500.00 | 1,500.00 | 23.86 | .00 | 1,476.14 | 1.6% |
| TOTAL REVENUES | 120,688.00 | 120,688.00 | 23.86 | .00 | 120,664.14 | |
| 145 SHERIFF COMMISSARY SALARY | | | | | | |
| 42 Intergovernmental | 656,701.00 | 656,701.00 | 151,288.51 | 25,662.79 | 505,412.49 | 23.0% |
| TOTAL REVENUES | 656,701.00 | 656,701.00 | 151,288.51 | 25,662.79 | 505,412.49 | |
| 148 MAT RE-ENTRY PROGRAM | | | | | | |
| 42 Intergovernmental | 219,984.00 | 219,984.00 | .00 | .00 | 219,984.00 | .0% |
| TOTAL REVENUES | 219,984.00 | 219,984.00 | .00 | .00 | 219,984.00 | |
| 150 TAG GRANT | | | | | | |
| 42 Intergovernmental | 1,002,028.00 | 1,002,028.00 | 141,903.91 | .00 | 860,124.09 | 14.2% |
| TOTAL REVENUES | 1,002,028.00 | 1,002,028.00 | 141,903.91 | .00 | 860,124.09 | |
| 152 JMHCP GRANT | | | | | | |
| 42 Intergovernmental | .00 | 87,732.00 | .00 | .00 | 87,732.00 | .0% |
| 48 Other Revenue | .00 | 67,421.00 | .00 | .00 | 67,421.00 | .0% |
| TOTAL REVENUES | .00 | 155,153.00 | .00 | .00 | 155,153.00 | |
| 161 CDA BUSINESS CRIMES | | | | | | |
| 43 Fees | 60,000.00 | 60,000.00 | 7,092.10 | .00 | 52,907.90 | 11.8% |
| 47 Interest | 380.00 | 380.00 | 28.00 | .00 | 352.00 | 7.4% |
| 48 Other Revenue | 48,120.00 | 48,120.00 | 1,279.22 | .00 | 46,840.78 | 2.7% |
| TOTAL REVENUES | 108,500.00 | 108,500.00 | 8,399.32 | .00 | 100,100.68 | |
| 163 CDA CONTRABAND | | | | | | |

02/05/2021 12:59
RScott

Lubbock County
REVENUE SUMMARIES REPORT
GROUP SUMMARY JANUARY 2021

P 12
glytdbud

FOR 2021 04

| | ORIGINAL ESTIM REV | REVISED EST REV | ACTUAL YTD REVENUE | ACTUAL MTD REVENUE | REMAINING REVENUE | PCT COLL |
|------------------------------------|-----------------------|--------------------|-----------------------|-----------------------|----------------------|-------------|
| 47 Interest | 500.00 | 500.00 | 34.70 | .00 | 465.30 | 6.9% |
| 48 Other Revenue | 76,000.00 | 76,000.00 | 23,112.83 | .00 | 52,887.17 | 30.4% |
| TOTAL REVENUES | 76,500.00 | 76,500.00 | 23,147.53 | .00 | 53,352.47 | |
| 164 CDA SPATTF GRANT | | | | | | |
| 42 Intergovernmental | 389,151.00 | 389,151.00 | 64,347.99 | .00 | 324,803.01 | 16.5% |
| 47 Interest | .00 | .00 | 9,469.63 | .00 | -9,469.63 | 100.0% |
| 48 Other Revenue | 177,217.00 | 177,217.00 | 92,189.64 | 13,684.04 | 85,027.36 | 52.0% |
| 80 Transfers | 151,686.00 | 151,686.00 | 20,879.57 | .00 | 130,806.43 | 13.8% |
| TOTAL REVENUES | 718,054.00 | 718,054.00 | 186,886.83 | 13,684.04 | 531,167.17 | |
| 166 CDA JAG GRANT | | | | | | |
| 42 Intergovernmental | 172,422.00 | 172,422.00 | 163,634.92 | .00 | 8,787.08 | 94.9% |
| 47 Interest | .00 | .00 | 1,775.26 | .00 | -1,775.26 | 100.0% |
| TOTAL REVENUES | 172,422.00 | 172,422.00 | 165,410.18 | .00 | 7,011.82 | |
| 168 CDA Border Prosecution Unit | | | | | | |
| 42 Intergovernmental | 199,700.00 | 199,700.00 | .00 | .00 | 199,700.00 | .0% |
| TOTAL REVENUES | 199,700.00 | 199,700.00 | .00 | .00 | 199,700.00 | |
| 171 CDA VOCA VICTIM ADV PROJECT | | | | | | |
| 42 Intergovernmental | 216,946.00 | 216,946.00 | 26,063.57 | .00 | 190,882.43 | 12.0% |
| 80 Transfers | 54,236.00 | 54,236.00 | 6,515.90 | .00 | 47,720.10 | 12.0% |
| TOTAL REVENUES | 271,182.00 | 271,182.00 | 32,579.47 | .00 | 238,602.53 | |
| 201 GEN OB REFUNDING BOND SRS 2016 | | | | | | |
| 40 Tax Collections | 6,397,503.00 | 6,397,503.00 | 4,125,814.93 | 1,498,741.67 | 2,271,688.07 | 64.5% |
| 47 Interest | 30,000.00 | 30,000.00 | 382.73 | .00 | 29,617.27 | 1.3% |
| TOTAL REVENUES | 6,427,503.00 | 6,427,503.00 | 4,126,197.66 | 1,498,741.67 | 2,301,305.34 | |
| 202 UNLIMITED TAX ROAD BONDS | | | | | | |

02/05/2021 12:59
RScott

Lubbock County
REVENUE SUMMARIES REPORT
GROUP SUMMARY JANUARY 2021

P 13
glytdbud

FOR 2021 04

| | ORIGINAL ESTIM REV | REVISED EST REV | ACTUAL YTD REVENUE | ACTUAL MTD REVENUE | REMAINING REVENUE | PCT COLL |
|------------------------------------|-----------------------|--------------------|-----------------------|-----------------------|----------------------|-------------|
| 40 Tax Collections | 1,394,686.00 | 2,206,144.00 | 909,138.79 | 338,423.87 | 1,297,005.21 | 41.2% |
| 47 Interest | 1,000.00 | 1,000.00 | 9.04 | .00 | 990.96 | .9% |
| 48 Other Revenue | .00 | 2,290.00 | 2,289.53 | 2,289.53 | .47 | 100.0% |
| TOTAL REVENUES | 1,395,686.00 | 2,209,434.00 | 911,437.36 | 340,713.40 | 1,297,996.64 | |
| 204 TAX NOTES, SERIES 2013 | | | | | | |
| 47 Interest | .00 | .00 | 61.89 | .00 | -61.89 | 100.0% |
| TOTAL REVENUES | .00 | .00 | 61.89 | .00 | -61.89 | |
| 206 GEN OB REFUNDING BOND SRS 2013 | | | | | | |
| 40 Tax Collections | 890,011.00 | 890,011.00 | 576,032.16 | 209,103.10 | 313,978.84 | 64.7% |
| 47 Interest | 1,000.00 | 1,000.00 | 44.22 | .00 | 955.78 | 4.4% |
| TOTAL REVENUES | 891,011.00 | 891,011.00 | 576,076.38 | 209,103.10 | 314,934.62 | |
| 208 SPECIAL TAX REVENUE BONDS 2020 | | | | | | |
| 80 Transfers | 604,567.00 | 604,567.00 | 604,567.00 | 604,567.00 | .00 | 100.0% |
| TOTAL REVENUES | 604,567.00 | 604,567.00 | 604,567.00 | 604,567.00 | .00 | |
| 301 MPO ROAD CONSTRUCTION | | | | | | |
| 42 Intergovernmental | 1,721,096.00 | 1,721,096.00 | .00 | 54,043.97 | 1,721,096.00 | .0% |
| 47 Interest | .00 | .00 | -4.20 | .00 | 4.20 | 100.0% |
| TOTAL REVENUES | 1,721,096.00 | 1,721,096.00 | -4.20 | 54,043.97 | 1,721,100.20 | |
| 302 TAX ROAD BOND CONSTRUCTION | | | | | | |
| 47 Interest | 60,000.00 | 60,000.00 | 851.51 | .00 | 59,148.49 | 1.4% |
| 48 Other Revenue | 46,031,727.00 | 46,031,727.00 | 41,234,981.09 | .00 | 4,796,745.91 | 89.6% |
| TOTAL REVENUES | 46,091,727.00 | 46,091,727.00 | 41,235,832.60 | .00 | 4,855,894.40 | |
| 307 CRTS RENOVATIONS #2 | | | | | | |

02/05/2021 12:59
RScott

Lubbock County
REVENUE SUMMARIES REPORT
GROUP SUMMARY JANUARY 2021

P 14
glytdbud

FOR 2021 04

| | ORIGINAL ESTIM REV | REVISED EST REV | ACTUAL YTD REVENUE | ACTUAL MTD REVENUE | REMAINING REVENUE | PCT COLL |
|-----------------------------|-----------------------|--------------------|-----------------------|-----------------------|----------------------|-------------|
| 47 Interest | 3,000.00 | 3,000.00 | 132.98 | .00 | 2,867.02 | 4.4% |
| 80 Transfers | 1,958,000.00 | 1,958,000.00 | .00 | .00 | 1,958,000.00 | .0% |
| TOTAL REVENUES | 1,961,000.00 | 1,961,000.00 | 132.98 | .00 | 1,960,867.02 | |
| 308 VENUE CAPITAL PROJECT | | | | | | |
| 47 Interest | .00 | .00 | 844.19 | .00 | -844.19 | 100.0% |
| 73 Draws | 5,000,000.00 | 5,000,000.00 | .00 | .00 | 5,000,000.00 | .0% |
| TOTAL REVENUES | 5,000,000.00 | 5,000,000.00 | 844.19 | .00 | 4,999,155.81 | |
| 401 EMPLOYEE HEALTH BENEFIT | | | | | | |
| 47 Interest | 100,000.00 | 100,000.00 | 1,679.95 | .00 | 98,320.05 | 1.7% |
| 48 Other Revenue | 12,778,000.00 | 12,778,000.00 | 3,080,130.35 | 467,335.84 | 9,697,869.65 | 24.1% |
| TOTAL REVENUES | 12,878,000.00 | 12,878,000.00 | 3,081,810.30 | 467,335.84 | 9,796,189.70 | |
| 403 WORKERS COMPENSATION | | | | | | |
| 47 Interest | 120,000.00 | 120,000.00 | 1,310.02 | .00 | 118,689.98 | 1.1% |
| 48 Other Revenue | 1,510,500.00 | 1,510,500.00 | 576,606.31 | 125,909.43 | 933,893.69 | 38.2% |
| TOTAL REVENUES | 1,630,500.00 | 1,630,500.00 | 577,916.33 | 125,909.43 | 1,052,583.67 | |
| GRAND TOTAL | 244,972,768.00 | 248,238,612.00 | 119,510,473.47 | 32,585,342.79 | 128,728,238.53 | 48.1% |

** END OF REPORT - Generated by Scott, Rhonda **

02/05/2021 13:01
RScott

Lubbock County
REVENUE SUMMARIES REPORT
FUND SUMMARY JANUARY 2021

P 1
glytdbud

FOR 2021 04

| | ORIGINAL ESTIM REV | REVISED EST REV | ACTUAL YTD REVENUE | ACTUAL MTD REVENUE | REMAINING REVENUE | PCT COLL |
|-----------------------------------|-----------------------|--------------------|-----------------------|-----------------------|----------------------|-------------|
| 011 GENERAL FUND | | | | | | |
| 020 CONSOLIDATED ROAD AND BRIDGE | 115,335,963.00 | 117,221,538.00 | 51,327,277.75 | 20,518,098.85 | 65,894,260.25 | |
| 031 PRECINCT 1 PARK | 10,135,018.00 | 10,135,018.00 | 5,075,279.84 | 4,467,288.00 | 5,059,738.16 | |
| 032 SLATON/ROOSEVELT PARK | 229,858.00 | 229,858.00 | 73,329.54 | 26,879.76 | 156,628.46 | |
| 033 IDALOU/NEW DEAL PARK | 229,802.00 | 229,802.00 | 73,022.46 | 26,679.76 | 156,779.54 | |
| 034 SHALLOWATER PARK | 123,560.00 | 123,560.00 | 73,154.38 | 26,479.76 | 50,405.62 | |
| 041 PERMANENT IMPROVEMENT | 261,227.00 | 261,227.00 | 73,306.80 | 26,579.76 | 187,920.20 | |
| 043 LCETRZ NO1 TAX INCREMENT FUND | 5,566,588.00 | 5,566,588.00 | 3,682,708.71 | 2,638,850.85 | 1,883,879.29 | |
| 046 TJJD (P) JJAEP GRANT | 703,090.00 | 724,102.00 | 166,912.14 | .00 | 557,189.86 | |
| 047 TJJD (R) REG DIVERSION GRANT | 80,000.00 | 80,000.00 | 15,722.50 | .00 | 64,277.50 | |
| 050 JUVENILE STAR PROGRAM | 15,628.00 | 15,628.00 | 12,793.98 | .00 | 2,834.02 | |
| 051 JUVENILE PROBATION | 601,895.00 | 601,895.00 | 600,000.00 | 600,000.00 | 1,895.00 | |

02/05/2021 13:01
RScott

Lubbock County
REVENUE SUMMARIES REPORT
FUND SUMMARY JANUARY 2021

P 2
glytdbud

FOR 2021 04

| | ORIGINAL ESTIM REV | REVISED EST REV | ACTUAL YTD REVENUE | ACTUAL MTD REVENUE | REMAINING REVENUE | PCT COLL |
|-----------------------------------|-----------------------|--------------------|-----------------------|-----------------------|----------------------|-------------|
| 054 TJJD (A) JUV PROB COMM GRANT | 7,268,579.00 | 7,268,579.00 | 1,408,205.92 | 352,047.90 | 5,860,373.08 | |
| 055 JUVENILE DETENTION | 2,060,335.00 | 2,060,335.00 | 740,011.32 | 137,424.00 | 1,320,323.68 | |
| 057 JUVENILE FOOD SERVICE | 4,504,336.00 | 4,504,336.00 | 592,015.62 | .00 | 3,912,320.38 | |
| 064 TJJD (E) TITLE IV E GRANT | 382,238.00 | 382,238.00 | 74,231.49 | 7,692.14 | 308,006.51 | |
| 066 CJD RE ENTRY DRUG COURT GRANT | 204,400.00 | 204,400.00 | 22,115.26 | .00 | 182,284.74 | |
| 067 CJD DWI COURT GRANT | 40,953.00 | 40,953.00 | 9,928.55 | .00 | 31,024.45 | |
| 070 ON LINE ACCESS | 36,612.00 | 36,612.00 | 6,127.27 | .00 | 30,484.73 | |
| 072 CJD DRUG COURT GRANT | 185,000.00 | 185,000.00 | 24,463.51 | 6,945.00 | 160,536.49 | |
| 074 COUNTY DRUG COURT COURT COST | 48,991.00 | 48,991.00 | 4,488.43 | .00 | 44,502.57 | |
| 075 DISPUTE RESOLUTION | 38,740.00 | 38,740.00 | 3,703.08 | .00 | 35,036.92 | |
| 076 USDA AG MEDIATION GRANT | 342,950.00 | 342,950.00 | 96,530.58 | 25,186.04 | 246,419.42 | |

02/05/2021 13:01
RScott

Lubbock County
REVENUE SUMMARIES REPORT
FUND SUMMARY JANUARY 2021

P 3
glytdbud

FOR 2021 04

| | ORIGINAL ESTIM REV | REVISED EST REV | ACTUAL YTD REVENUE | ACTUAL MTD REVENUE | REMAINING REVENUE | PCT COLL |
|------------------------------------|-----------------------------|--------------------|-----------------------|-----------------------|----------------------|-------------|
| 077 DOMESTIC RELATIONS OFFICE | TOTAL REVENUES 420,000.00 | 420,000.00 | 24,886.17 | .00 | 395,113.83 | |
| 079 VENUE HOT & STVR TAX | TOTAL REVENUES 199,000.00 | 199,000.00 | 49,796.75 | 2,971.23 | 149,203.25 | |
| 081 LAW LIBRARY | TOTAL REVENUES 2,120,000.00 | 2,120,000.00 | 557,909.13 | 180,111.43 | 1,562,090.87 | |
| 083 ELECTION SERVICES | TOTAL REVENUES 198,905.00 | 198,905.00 | 82,175.87 | 42,175.75 | 116,729.13 | |
| 084 HELP AMERICA VOTE ACT | TOTAL REVENUES 769,775.00 | 769,775.00 | .00 | .00 | 769,775.00 | |
| 085 ELECTION ADMINISTRATION | TOTAL REVENUES 200,000.00 | 433,235.00 | 171,206.72 | .00 | 262,028.28 | |
| 086 ELECTION EQUIPMENT | TOTAL REVENUES 67,700.00 | 67,700.00 | 25.27 | .00 | 67,674.73 | |
| 090 DIST CLK RECORDS MGT. AND PRES | TOTAL REVENUES 85,500.00 | 85,500.00 | 45.98 | .00 | 85,454.02 | |
| 091 CTY CLK RECORDS MGT. AND PRES | TOTAL REVENUES 41,701.00 | 41,701.00 | 5,942.88 | 1,465.34 | 35,758.12 | |
| 092 CTY RECORDS MGT. AND PRES | TOTAL REVENUES 610,334.00 | 610,334.00 | 207,138.58 | 55,939.58 | 403,195.42 | |
| 093 COURTHOUSE SECURITY | TOTAL REVENUES 82,948.00 | 82,948.00 | 14,243.57 | 3,033.81 | 68,704.43 | |

02/05/2021 13:01
RScott

Lubbock County
REVENUE SUMMARIES REPORT
FUND SUMMARY JANUARY 2021

P 4
glytdbud

FOR 2021 04

| | ORIGINAL ESTIM REV | REVISED EST REV | ACTUAL YTD REVENUE | ACTUAL MTD REVENUE | REMAINING REVENUE | PCT COLL |
|------------------------------------|-----------------------|--------------------|-----------------------|-----------------------|----------------------|-------------|
| 094 COURT RECORD PRESERVATION | 110,000.00 | 110,000.00 | 34,230.49 | 8,181.72 | 75,769.51 | |
| 095 LOCAL TRUANCY PREVENT & DIVERS | 50,500.00 | 50,500.00 | 16,268.18 | 4,568.87 | 34,231.82 | |
| 096 HISTORICAL COMMISSION | 10,000.00 | 10,000.00 | 3,163.67 | .00 | 6,836.33 | |
| 097 CHILD ABUSE PREVENTION | 6,350.00 | 6,350.00 | 5,752.44 | 5,750.00 | 597.56 | |
| 098 JUSTICE COURT TECHNOLOGY | 325.00 | 325.00 | 11.29 | .00 | 313.71 | |
| 099 CTY/DIST COURT TECHNOLOGY | .00 | .00 | .09 | -3,161.60 | -.09 | |
| 102 DIST COURT RECORDS TECHNOLOGY | 10,000.00 | 10,000.00 | 732.84 | 59.71 | 9,267.16 | |
| 103 COUNTY CLERK RECORDS ARCHIVES | 64,250.00 | 64,250.00 | 11,244.60 | 2,786.35 | 53,005.40 | |
| 105 COMMUNITY/ECONOMIC DEV PRG | 1,460,000.00 | 1,460,000.00 | 206,082.77 | 55,730.00 | 1,253,917.23 | |
| 108 JP1 JUSTICE COURT TECHNOLOGY | 16,000.00 | 16,000.00 | 46.53 | .00 | 15,953.47 | |
| 109 JP2 JUSTICE COURT TECHNOLOGY | 58,153.00 | 58,153.00 | 1,295.37 | 1,281.13 | 56,857.63 | |

02/05/2021 13:01
RScott

Lubbock County
REVENUE SUMMARIES REPORT
FUND SUMMARY JANUARY 2021

P 5
glytdbud

FOR 2021 04

| | ORIGINAL ESTIM REV | REVISED EST REV | ACTUAL YTD REVENUE | ACTUAL MTD REVENUE | REMAINING REVENUE | PCT COLL |
|------------------------------------|-----------------------|--------------------|-----------------------|-----------------------|----------------------|-------------|
| 110 JP3 JUSTICE COURT TECHNOLOGY | 47,812.00 | 47,812.00 | 558.06 | 538.62 | 47,253.94 | |
| 111 JP4 JUSTICE COURT TECHNOLOGY | 8,100.00 | 8,100.00 | 495.98 | 490.15 | 7,604.02 | |
| 113 REGIONAL PUBLIC DEFENDER GRANT | 8,500.00 | 8,500.00 | 1,107.14 | 1,089.64 | 7,392.86 | |
| 122 SHERIFF CONTRABAND | 6,390,670.00 | 6,390,670.00 | 1,817,544.03 | 22,418.00 | 4,573,125.97 | |
| 124 INMATE SUPPLY | 363,500.00 | 363,500.00 | 50,212.43 | .00 | 313,287.57 | |
| 126 VINE GRANT | 864,000.00 | 864,000.00 | 251,384.78 | .00 | 612,615.22 | |
| 128 HOMELAND SECURITY GRANT | 30,171.00 | 30,171.00 | 7,530.63 | .00 | 22,640.37 | |
| 142 LEOSE SHERIFF | 135,962.00 | 293,083.00 | 9,600.00 | .00 | 283,483.00 | |
| 145 SHERIFF COMMISSARY SALARY | 120,688.00 | 120,688.00 | 23.86 | .00 | 120,664.14 | |
| 148 MAT RE-ENTRY PROGRAM | 656,701.00 | 656,701.00 | 151,288.51 | 25,662.79 | 505,412.49 | |
| 150 TAG GRANT | 219,984.00 | 219,984.00 | .00 | .00 | 219,984.00 | |

02/05/2021 13:01
RScott

Lubbock County
REVENUE SUMMARIES REPORT
FUND SUMMARY JANUARY 2021

P 6
glytdbud

FOR 2021 04

| | | ORIGINAL ESTIM REV | REVISED EST REV | ACTUAL YTD REVENUE | ACTUAL MTD REVENUE | REMAINING REVENUE | PCT COLL |
|------------------------------------|----------------|-----------------------|--------------------|-----------------------|-----------------------|----------------------|-------------|
| 152 JMHCP GRANT | TOTAL REVENUES | 1,002,028.00 | 1,002,028.00 | 141,903.91 | .00 | 860,124.09 | |
| 161 CDA BUSINESS CRIMES | TOTAL REVENUES | .00 | 155,153.00 | .00 | .00 | 155,153.00 | |
| 163 CDA CONTRABAND | TOTAL REVENUES | 108,500.00 | 108,500.00 | 8,399.32 | .00 | 100,100.68 | |
| 164 CDA SPATTF GRANT | TOTAL REVENUES | 76,500.00 | 76,500.00 | 23,147.53 | .00 | 53,352.47 | |
| 166 CDA JAG GRANT | TOTAL REVENUES | 718,054.00 | 718,054.00 | 186,886.83 | 13,684.04 | 531,167.17 | |
| 168 CDA Border Prosecution Unit | TOTAL REVENUES | 172,422.00 | 172,422.00 | 165,410.18 | .00 | 7,011.82 | |
| 171 CDA VOCA VICTIM ADV PROJECT | TOTAL REVENUES | 199,700.00 | 199,700.00 | .00 | .00 | 199,700.00 | |
| 201 GEN OB REFUNDING BOND SRS 2016 | TOTAL REVENUES | 271,182.00 | 271,182.00 | 32,579.47 | .00 | 238,602.53 | |
| 202 UNLIMITED TAX ROAD BONDS | TOTAL REVENUES | 6,427,503.00 | 6,427,503.00 | 4,126,197.66 | 1,498,741.67 | 2,301,305.34 | |
| 204 TAX NOTES, SERIES 2013 | TOTAL REVENUES | 1,395,686.00 | 2,209,434.00 | 911,437.36 | 340,713.40 | 1,297,996.64 | |
| 206 GEN OB REFUNDING BOND SRS 2013 | TOTAL REVENUES | .00 | .00 | 61.89 | .00 | -61.89 | |

02/05/2021 13:01
RScott

Lubbock County
REVENUE SUMMARIES REPORT
FUND SUMMARY JANUARY 2021

P 7
glytdbud

FOR 2021 04

| | ORIGINAL ESTIM REV | REVISED EST REV | ACTUAL YTD REVENUE | ACTUAL MTD REVENUE | REMAINING REVENUE | PCT COLL |
|------------------------------------|-----------------------|--------------------|-----------------------|-----------------------|----------------------|-------------|
| 208 SPECIAL TAX REVENUE BONDS 2020 | 891,011.00 | 891,011.00 | 576,076.38 | 209,103.10 | 314,934.62 | |
| 301 MPO ROAD CONSTRUCTION | 604,567.00 | 604,567.00 | 604,567.00 | 604,567.00 | .00 | |
| 302 TAX ROAD BOND CONSTRUCTION | 1,721,096.00 | 1,721,096.00 | -4.20 | 54,043.97 | 1,721,100.20 | |
| 307 CRTS RENOVATIONS #2 | 46,091,727.00 | 46,091,727.00 | 41,235,832.60 | .00 | 4,855,894.40 | |
| 308 VENUE CAPITAL PROJECT | 1,961,000.00 | 1,961,000.00 | 132.98 | .00 | 1,960,867.02 | |
| 401 EMPLOYEE HEALTH BENEFIT | 5,000,000.00 | 5,000,000.00 | 844.19 | .00 | 4,999,155.81 | |
| 403 WORKERS COMPENSATION | 12,878,000.00 | 12,878,000.00 | 3,081,810.30 | 467,335.84 | 9,796,189.70 | |
| TOTAL REVENUES | 1,630,500.00 | 1,630,500.00 | 577,916.33 | 125,909.43 | 1,052,583.67 | |
| GRAND TOTAL | 244,972,768.00 | 248,238,612.00 | 119,510,473.47 | 32,585,342.79 | 128,728,238.53 | 48.1% |

** END OF REPORT - Generated by Scott, Rhonda **

Issued January 17, 2013
206

LUBBOCK COUNTY, TEXAS

Debt Service Maturity Schedule - Refunding Bonds, Series 2013

| <u>Fiscal Year</u> | <u>Debt Service Funds</u> | | |
|--------------------|---------------------------|----------------------|------------------------|
| | <u>Principal</u> | <u>Interest</u> | <u>Total</u> |
| 2021 | \$ 635,000.00 | \$ 163,175.00 | \$ 798,175.00 |
| 2022 | \$ 655,000.00 | \$ 140,550.00 | \$ 795,550.00 |
| 2023 | \$ 680,000.00 | \$ 113,850.00 | \$ 793,850.00 |
| 2024 | \$ 875,000.00 | \$ 87,125.00 | \$ 962,125.00 |
| 2025 | \$ 905,000.00 | \$ 55,900.00 | \$ 960,900.00 |
| 2026 | \$ 945,000.00 | \$ 18,900.00 | \$ 963,900.00 |
| <u>TOTAL</u> | <u>\$ 4,695,000.00</u> | <u>\$ 579,500.00</u> | <u>\$ 5,274,500.00</u> |

Issued November 1, 2016
201

LUBBOCK COUNTY, TEXAS

Debt Service Maturity Schedule - Refunding Bonds, Series 2016

| <u>Fiscal Year</u> | <u>Debt Service Funds</u> | | |
|--------------------|---------------------------|------------------------|-------------------------|
| | <u>Principal</u> | <u>Interest</u> | <u>Total</u> |
| 2021 | \$ 5,065,000.00 | \$ 672,375.00 | \$ 5,737,375.00 |
| 2022 | \$ 5,320,000.00 | \$ 412,750.00 | \$ 5,732,750.00 |
| 2023 | \$ 5,595,000.00 | \$ 139,875.00 | \$ 5,734,875.00 |
| <u>TOTAL</u> | <u>\$ 15,980,000.00</u> | <u>\$ 1,225,000.00</u> | <u>\$ 17,205,000.00</u> |

Issued September 26, 2019

202

LUBBOCK COUNTY, TEXAS

Debt Service Maturity Schedule - Unlimited Tax Road Bonds, Series 2019

| <u>Fiscal Year</u> | <u>Debt Service Funds</u> | | |
|--------------------|---------------------------|------------------------|------------------------|
| | <u>Principal</u> | <u>Interest</u> | <u>Total</u> |
| 2021 | \$ 1,120,000.00 | \$ 130,775.00 | \$ 1,250,775.00 |
| 2022 | | \$ 108,375.00 | \$ 108,375.00 |
| 2023 | | \$ 108,375.00 | \$ 108,375.00 |
| 2024 | \$ 165,000.00 | \$ 105,075.00 | \$ 270,075.00 |
| 2025 | \$ 170,000.00 | \$ 98,375.00 | \$ 268,375.00 |
| 2026 | \$ 180,000.00 | \$ 91,375.00 | \$ 271,375.00 |
| 2027 | \$ 185,000.00 | \$ 84,075.00 | \$ 269,075.00 |
| 2028 | \$ 190,000.00 | \$ 76,575.00 | \$ 266,575.00 |
| 2029 | \$ 200,000.00 | \$ 68,775.00 | \$ 268,775.00 |
| 2030 | \$ 210,000.00 | \$ 60,575.00 | \$ 270,575.00 |
| 2031 | \$ 215,000.00 | \$ 54,225.00 | \$ 269,225.00 |
| 2032 | \$ 220,000.00 | \$ 49,875.00 | \$ 269,875.00 |
| 2033 | \$ 225,000.00 | \$ 45,143.75 | \$ 270,143.75 |
| 2034 | \$ 230,000.00 | \$ 40,025.00 | \$ 270,025.00 |
| 2035 | \$ 235,000.00 | \$ 34,646.88 | \$ 269,646.88 |
| 2036 | \$ 240,000.00 | \$ 29,006.26 | \$ 269,006.26 |
| 2037 | \$ 245,000.00 | \$ 23,093.76 | \$ 268,093.76 |
| 2038 | \$ 250,000.00 | \$ 16,906.26 | \$ 266,906.26 |
| 2039 | \$ 260,000.00 | \$ 10,368.76 | \$ 270,368.76 |
| 2040 | \$ 265,000.00 | \$ 3,478.13 | \$ 268,478.13 |
| <u>TOTAL</u> | <u>\$ 4,805,000.00</u> | <u>\$ 1,239,118.80</u> | <u>\$ 6,044,118.80</u> |

Issued June 1, 2020

208

LUBBOCK COUNTY, TEXAS

Debt Service Maturity Schedule - Special Tax Revenue, Series 2020

| <u>Fiscal Year</u> | <u>Debt Service Funds</u> | | |
|--------------------|---------------------------|----------------------|------------------------|
| | <u>Principal</u> | <u>Interest</u> | <u>Total</u> |
| 2021 | \$ 400,000.00 | \$ 204,566.73 | \$ 604,566.73 |
| 2022 | \$ 460,000.00 | \$ 149,451.50 | \$ 609,451.50 |
| 2023 | \$ 470,000.00 | \$ 134,777.50 | \$ 604,777.50 |
| 2024 | \$ 485,000.00 | \$ 119,784.50 | \$ 604,784.50 |
| 2025 | \$ 505,000.00 | \$ 104,313.00 | \$ 609,313.00 |
| 2026 | \$ 520,000.00 | \$ 88,203.50 | \$ 608,203.50 |
| 2027 | \$ 535,000.00 | \$ 71,615.50 | \$ 606,615.50 |
| 2028 | \$ 550,000.00 | \$ 54,549.00 | \$ 604,549.00 |
| 2029 | \$ 570,000.00 | \$ 37,004.00 | \$ 607,004.00 |
| 2030 | \$ 590,000.00 | \$ 18,821.00 | \$ 608,821.00 |
| <u>TOTAL</u> | <u>\$ 5,085,000.00</u> | <u>\$ 983,086.23</u> | <u>\$ 6,068,086.23</u> |

Issued November 2020

209

LUBBOCK COUNTY, TEXAS

Debt Service Maturity Schedule - Unlimited Tax Road Bonds, Series 2020

| <u>Fiscal Year</u> | <u>Debt Service Funds</u> | | |
|--------------------|---------------------------|-------------------------|-------------------------|
| | <u>Principal</u> | <u>Interest</u> | <u>Total</u> |
| 2021 | \$ - | \$ 813,747.57 | \$ 813,747.57 |
| 2022 | \$ 360,000.00 | \$ 1,097,712.50 | \$ 1,457,712.50 |
| 2023 | \$ 695,000.00 | \$ 1,083,687.50 | \$ 1,778,687.50 |
| 2024 | \$ 1,580,000.00 | \$ 1,041,662.50 | \$ 2,621,662.50 |
| 2025 | \$ 1,640,000.00 | \$ 977,262.50 | \$ 2,617,262.50 |
| 2026 | \$ 1,925,000.00 | \$ 905,962.50 | \$ 2,830,962.50 |
| 2027 | \$ 2,005,000.00 | \$ 827,362.50 | \$ 2,832,362.50 |
| 2028 | \$ 2,090,000.00 | \$ 745,462.50 | \$ 2,835,462.50 |
| 2029 | \$ 2,170,000.00 | \$ 660,262.50 | \$ 2,830,262.50 |
| 2030 | \$ 2,260,000.00 | \$ 571,662.50 | \$ 2,831,662.50 |
| 2031 | \$ 2,340,000.00 | \$ 491,362.50 | \$ 2,831,362.50 |
| 2032 | \$ 2,165,000.00 | \$ 423,787.50 | \$ 2,588,787.50 |
| 2033 | \$ 2,220,000.00 | \$ 369,112.50 | \$ 2,589,112.50 |
| 2034 | \$ 2,265,000.00 | \$ 324,262.50 | \$ 2,589,262.50 |
| 2035 | \$ 2,310,000.00 | \$ 278,512.50 | \$ 2,588,512.50 |
| 2036 | \$ 2,360,000.00 | \$ 231,812.50 | \$ 2,591,812.50 |
| 2037 | \$ 2,410,000.00 | \$ 184,112.50 | \$ 2,594,112.50 |
| 2038 | \$ 2,460,000.00 | \$ 133,875.00 | \$ 2,593,875.00 |
| 2039 | \$ 2,505,000.00 | \$ 81,121.88 | \$ 2,586,121.88 |
| 2040 | \$ 2,565,000.00 | \$ 27,253.13 | \$ 2,592,253.13 |
| <u>TOTAL</u> | <u>\$ 38,325,000.00</u> | <u>\$ 11,269,997.58</u> | <u>\$ 49,594,997.58</u> |

Combined

201,202,206,208,209

LUBBOCK COUNTY, TEXAS

Debt Service Maturity Schedule - Combined

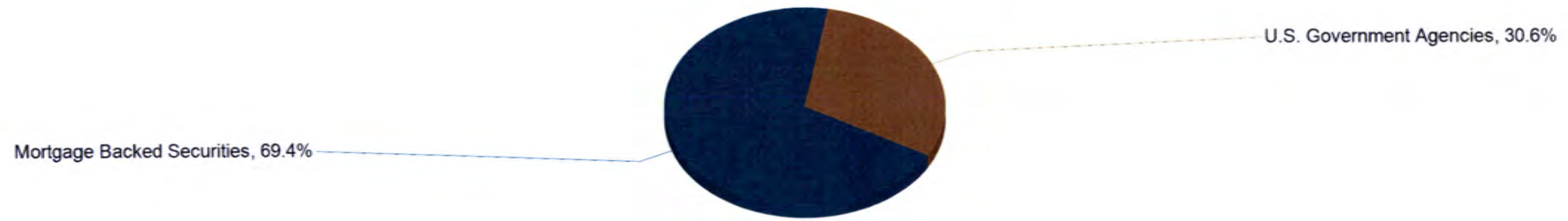
| <u>Fiscal Year</u> | <u>Debt Service Funds</u> | | |
|--------------------|---------------------------|-------------------------|-------------------------|
| | <u>Principal</u> | <u>Interest</u> | <u>Total</u> |
| 2021 | \$ 7,220,000.00 | \$ 1,984,639.30 | \$ 9,204,639.30 |
| 2022 | \$ 6,795,000.00 | \$ 1,908,839.00 | \$ 8,703,839.00 |
| 2023 | \$ 7,440,000.00 | \$ 1,580,565.00 | \$ 9,020,565.00 |
| 2024 | \$ 3,105,000.00 | \$ 1,353,647.00 | \$ 4,458,647.00 |
| 2025 | \$ 3,220,000.00 | \$ 1,235,850.50 | \$ 4,455,850.50 |
| 2026 | \$ 3,570,000.00 | \$ 1,104,441.00 | \$ 4,674,441.00 |
| 2027 | \$ 2,725,000.00 | \$ 983,053.00 | \$ 3,708,053.00 |
| 2028 | \$ 2,830,000.00 | \$ 876,586.50 | \$ 3,706,586.50 |
| 2029 | \$ 2,940,000.00 | \$ 766,041.50 | \$ 3,706,041.50 |
| 2030 | \$ 3,060,000.00 | \$ 651,058.50 | \$ 3,711,058.50 |
| 2031 | \$ 2,555,000.00 | \$ 545,587.50 | \$ 3,100,587.50 |
| 2032 | \$ 2,385,000.00 | \$ 473,662.50 | \$ 2,858,662.50 |
| 2033 | \$ 2,445,000.00 | \$ 414,256.25 | \$ 2,859,256.25 |
| 2034 | \$ 2,495,000.00 | \$ 364,287.50 | \$ 2,859,287.50 |
| 2035 | \$ 2,545,000.00 | \$ 313,159.38 | \$ 2,858,159.38 |
| 2036 | \$ 2,600,000.00 | \$ 260,818.76 | \$ 2,860,818.76 |
| 2037 | \$ 2,655,000.00 | \$ 207,206.26 | \$ 2,862,206.26 |
| 2038 | \$ 2,710,000.00 | \$ 150,781.26 | \$ 2,860,781.26 |
| 2039 | \$ 2,765,000.00 | \$ 91,490.64 | \$ 2,856,490.64 |
| 2040 | \$ 2,830,000.00 | \$ 30,731.26 | \$ 2,860,731.26 |
| <u>TOTAL</u> | <u>\$ 68,890,000.00</u> | <u>\$ 15,296,702.61</u> | <u>\$ 84,186,702.61</u> |

Report Sequence: Intent, sgrp, styp, CUSIP, Ticket

| Intent | SGrp | STyp | CUSIP | Ticket-P# | Status | Par Value | Int Accrual | Accret/-Amort | Book G/L | Net Income | Principal Paid | Interest Paid |
|--------|------|--------------------|-----------|-------------|--------|---------------------|------------------|------------------|-------------|------------------|------------------|------------------|
| AFS | AGEN | FNDB | 3136G33B9 | 185155495-1 | Active | 3,000,000.00 | 3,500.00 | 0.00 | 0.00 | 3,500.00 | 0.00 | 0.00 |
| | | FNDB Total | | | | 3,000,000.00 | 3,500.00 | 0.00 | 0.00 | 3,500.00 | 0.00 | 0.00 |
| | | AGEN Total | | | | 3,000,000.00 | 3,500.00 | 0.00 | 0.00 | 3,500.00 | 0.00 | 0.00 |
| AFS | MBS | FGLM | 3132D56A5 | 177009072-1 | Active | 1,869,692.08 | 2,337.12 | -634.61 | 0.00 | 1,702.51 | 23,881.66 | 2,366.97 |
| | | FGLM Total | | | | 1,869,692.08 | 2,337.12 | -634.61 | 0.00 | 1,702.51 | 23,881.66 | 2,366.97 |
| AFS | MBS | FNMA | 3140QD5A8 | 177009073-1 | Active | 1,887,233.28 | 2,359.04 | -801.28 | 0.00 | 1,557.76 | 31,502.44 | 2,398.42 |
| AFS | MBS | FNMA | 3140X64B4 | 177009074-1 | Active | 2,804,047.59 | 5,841.77 | -2,071.58 | 0.00 | 3,770.19 | 25,494.87 | 5,894.88 |
| | | FNMA Total | | | | 4,691,280.87 | 8,200.81 | -2,872.86 | 0.00 | 5,327.95 | 56,997.31 | 8,293.30 |
| | | MBS Total | | | | 6,560,972.95 | 10,537.93 | -3,507.47 | 0.00 | 7,030.46 | 80,878.97 | 10,660.27 |
| | | AFS Total | | | | 9,560,972.95 | 14,037.93 | -3,507.47 | 0.00 | 10,530.46 | 80,878.97 | 10,660.27 |
| | | Grand Total | | | | 9,560,972.95 | 14,037.93 | -3,507.47 | 0.00 | 10,530.46 | 80,878.97 | 10,660.27 |

Report Sequence: Intent, sgrp, styp, CUSIP, Ticket

| Intent | SGrp | STyp | CUSIP | Ticket-P# | Status | Par Value | Int Accrual | Accret/-Amort | Book G/L | Net Income | Principal Paid | Interest Paid |
|--------|--------------------|------|-----------|-------------|--------|---------------------|------------------|-------------------|-------------|------------------|-------------------|------------------|
| AFS | AGEN | FNDB | 3136G33B9 | 185155495-1 | Active | 3,000,000.00 | 14,000.00 | 0.00 | 0.00 | 14,000.00 | 0.00 | 0.00 |
| | FNDB Total | | | | | 3,000,000.00 | 14,000.00 | 0.00 | 0.00 | 14,000.00 | 0.00 | 0.00 |
| | AGEN Total | | | | | 3,000,000.00 | 14,000.00 | 0.00 | 0.00 | 14,000.00 | 0.00 | 0.00 |
| AFS | MBS | FGLM | 3132D56A5 | 177009072-1 | Active | 1,869,692.08 | 9,535.55 | -2,628.65 | 0.00 | 6,906.90 | 94,970.56 | 9,654.26 |
| | FGLM Total | | | | | 1,869,692.08 | 9,535.55 | -2,628.65 | 0.00 | 6,906.90 | 94,970.56 | 9,654.26 |
| AFS | MBS | FNMA | 3140QD5A8 | 177009073-1 | Active | 1,887,233.28 | 9,622.21 | -2,366.26 | 0.00 | 7,255.95 | 78,554.26 | 9,720.40 |
| AFS | MBS | FNMA | 3140X64B4 | 177009074-1 | Active | 2,804,047.59 | 23,747.43 | -9,107.03 | 0.00 | 14,640.40 | 112,317.39 | 23,981.42 |
| | FNMA Total | | | | | 4,691,280.87 | 33,369.64 | -11,473.29 | 0.00 | 21,896.35 | 190,871.65 | 33,701.82 |
| | MBS Total | | | | | 6,560,972.95 | 42,905.19 | -14,101.94 | 0.00 | 28,803.25 | 285,842.21 | 43,356.08 |
| | AFS Total | | | | | 9,560,972.95 | 56,905.19 | -14,101.94 | 0.00 | 42,803.25 | 285,842.21 | 43,356.08 |
| | Grand Total | | | | | 9,560,972.95 | 56,905.19 | -14,101.94 | 0.00 | 42,803.25 | 285,842.21 | 43,356.08 |



| Security Group | Yield | | Book Value | | | | Market Value | Gain / (Loss) |
|----------------------------|-------------|-------------|------------------|--------------|------------------|--------|------------------|---------------|
| | Book | TEY | AFS | HTM | Total | % | | |
| Mortgage Backed Securities | 1.20 | 1.20 | 6,792,948 | 0 | 6,792,948 | 69.4 % | 6,792,302 | (646) |
| U.S. Government Agencies | 1.40 | 1.40 | 3,000,000 | 0 | 3,000,000 | 30.6 % | 3,023,145 | 23,145 |
| Total | 1.26 | 1.26 | 9,792,948 | 0 | 9,792,948 | | 9,815,447 | 22,499 |
| | | | 100.0 % | 0.0 % | 100.0% | | | |
| Market Value | | | 9,815,447 | 0 | 9,815,447 | | | |
| Gain/(Loss) | | | 22,499 | 0 | 22,499 | | | |

Market price date as of 1/21/2021.

| Xfer From Account | Xfer From Budget | Xfer From Amount | Xfer To Account | Xfer To Budget | Xfer To Amount | Difference Xfer to/from |
|-------------------|------------------|------------------|-----------------|----------------|----------------|-------------------------|
| 011-902000 | 4,165,368.00 | 4,165,368.00 | 020-801100 | 4,165,368.00 | 4,165,368.00 | 0.00 |
| 011-904100 | 2,068,943.00 | 2,068,943.00 | 041-801100 | 2,068,943.00 | 2,068,943.00 | 0.00 |
| 011-904300 | 145,800.00 | 166,811.13 | 043-801100 | 145,800.00 | 166,811.13 | 0.00 |
| 011-905100 | 4,216,154.00 | 1,405,384.72 | 051-801100 | 4,216,154.00 | 1,405,384.72 | 0.00 |
| 011-908100 | 26,505.00 | 26,505.00 | 081-801100 | 26,505.00 | 26,505.00 | 0.00 |
| 011-909600 | 5,750.00 | 5,750.00 | 096-801100 | 5,750.00 | 5,750.00 | 0.00 |
| 011-911300 | 103,114.00 | 103,114.00 | 113-801100 | 103,114.00 | 103,114.00 | 0.00 |
| 011-916400 | 151,686.00 | 20,879.57 | 164-801100 | 151,686.00 | 20,879.57 | 0.00 |
| 011-917100 | 54,236.00 | 6,515.90 | 171-801100 | 54,236.00 | 6,515.90 | 0.00 |
| 011-930700 | 1,958,000.00 | | 307-801100 | 1,958,000.00 | | 0.00 |
| 031-902000 | 100,000.00 | 100,000.00 | 020-803100 | 100,000.00 | 100,000.00 | 0.00 |
| 051-905000 | 175,000.00 | 175,000.00 | 050-805100 | 175,000.00 | 175,000.00 | 0.00 |
| 051-905400 | 411,254.00 | | 054-805100 | 411,254.00 | | 0.00 |
| 051-905500 | 4,004,336.00 | 429,555.62 | 055-805100 | 4,004,336.00 | 429,555.62 | 0.00 |
| 051-905700 | 224,789.00 | 40,723.07 | 057-805100 | 224,789.00 | 40,723.07 | 0.00 |
| 051-906400 | 105,400.00 | 9,167.70 | 064-805100 | 105,400.00 | 9,167.70 | 0.00 |
| 075-907600 | | 6,798.35 | 076-807500 | | 6,798.35 | 0.00 |
| 079-920800 | 604,567.00 | 604,567.00 | 208-807900 | 604,567.00 | 604,567.00 | 0.00 |
| 606-960200 | 10,614.00 | 2,553.30 | 602-860600 | 10,614.00 | 2,553.30 | 0.00 |
| 606-960300 | 20,449.00 | 4,759.25 | 603-860600 | 20,449.00 | 4,759.25 | 0.00 |
| 606-960700 | 56,890.00 | 12,509.85 | 607-860600 | 56,890.00 | 12,509.85 | 0.00 |
| 606-960800 | 25,255.00 | 8,474.49 | 608-860600 | 25,255.00 | 8,474.49 | 0.00 |
| 606-961400 | 12,393.00 | | 614-860600 | 12,393.00 | | 0.00 |
| 606-961700 | 13,326.00 | 3,732.22 | 617-860600 | 13,326.00 | 3,732.22 | 0.00 |
| 606-961800 | 4,512.00 | | 618-860600 | 4,512.00 | | 0.00 |
| 606-962500 | 111,386.00 | 33,746.31 | 625-860600 | 111,386.00 | 33,746.31 | 0.00 |
| 606-965000 | 182,333.00 | | 650-860600 | 182,333.00 | | 0.00 |
| | 18,958,060.00 | 9,400,858.48 | | 18,958,060.00 | 9,400,858.48 | 0.00 |

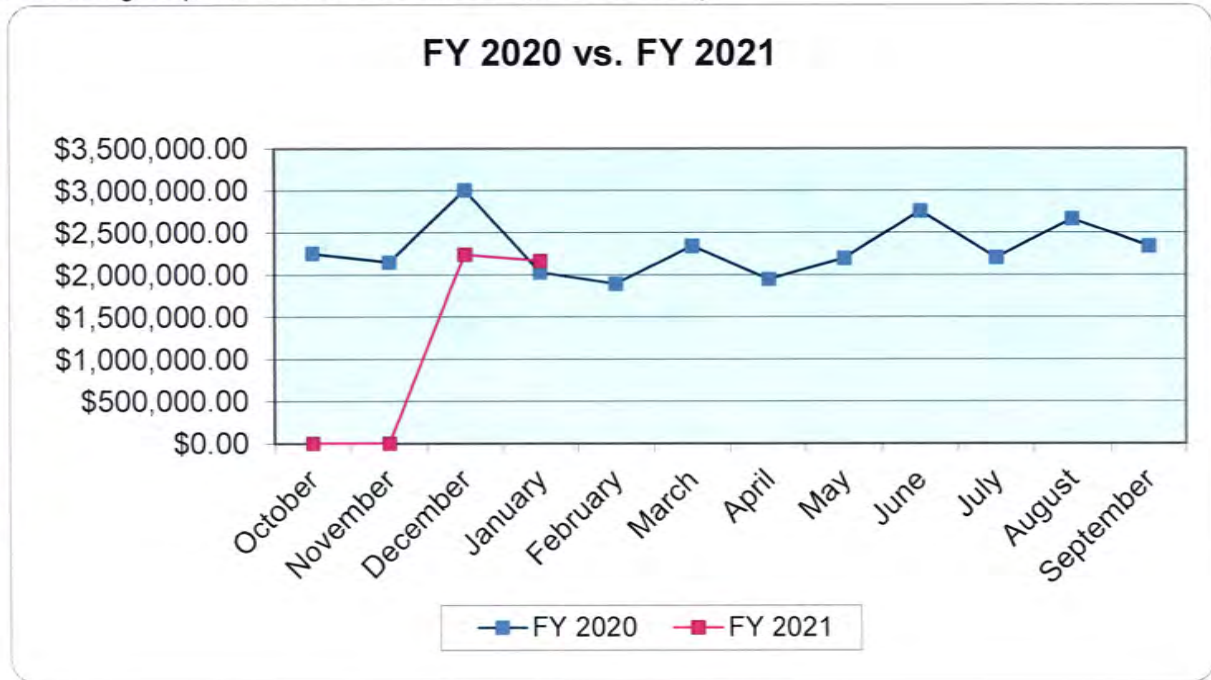
Lubbock County, Texas
Sales Tax Revenue
As of January 2021

Account Number: 011-4010 Title: COUNTY SALES & USE TAX

Source of Revenue: Texas Comptroller Tax Assessor Collector

Description of Revenue: Imposed tax on the receipts from the sale at retail of taxable items within the county and an excise tax on the use, storage, or other consumption within the county of taxable items purchased, leased, or rented from a retailer during the period that the tax is effective within the county.

| Month | FY 2020 | FY 2021 |
|--------------|------------------------|-----------------------|
| October | \$2,250,674.27 | \$0.00 |
| November | \$2,145,954.57 | \$0.00 |
| December | \$3,000,707.10 | \$2,235,705.88 |
| January | \$2,028,715.34 | \$2,163,046.23 |
| February | \$1,891,174.17 | |
| March | \$2,336,851.94 | |
| April | \$1,943,685.16 | |
| May | \$2,195,098.97 | |
| June | \$2,755,843.12 | |
| July | \$2,200,345.78 | |
| August | \$2,660,917.87 | |
| September | \$2,336,680.76 | |
| Total | \$27,746,649.05 | \$4,398,752.11 |



Lubbock County, Texas
 Ad Valorem Tax Revenue
 As of January 2021

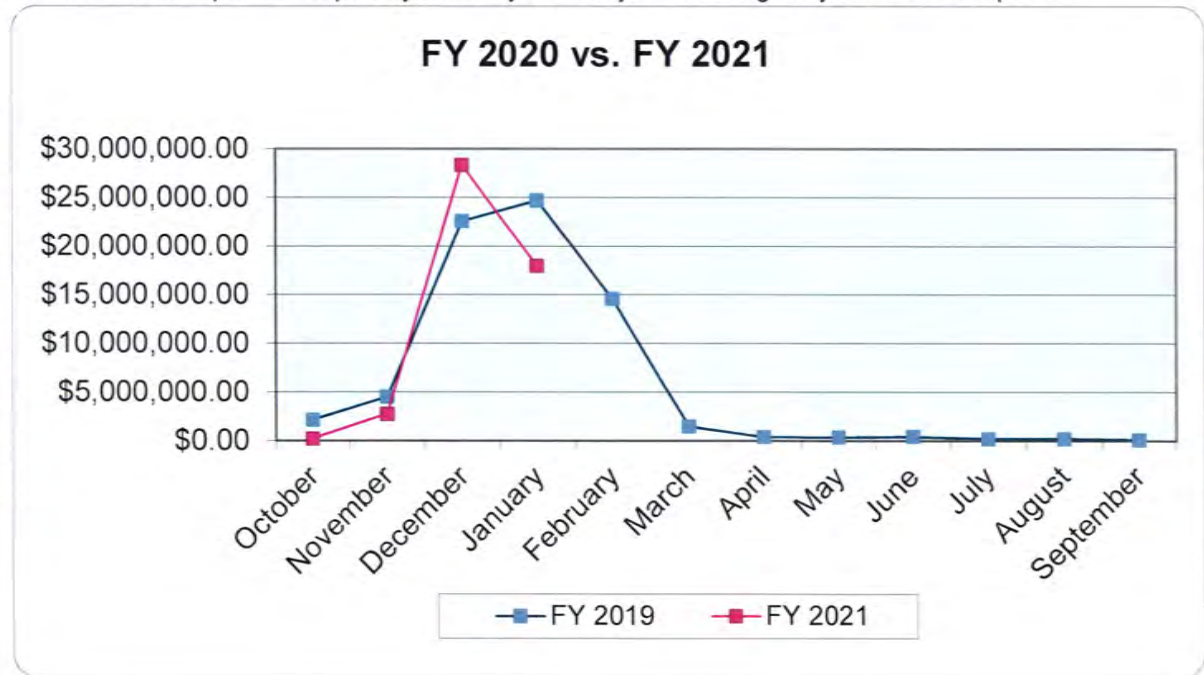
Account Number: 011-4001 Title: CURRENT AD VALOREM TAXES
 031-4001 CURRENT AD VALOREM TAXES
 032-4001 CURRENT AD VALOREM TAXES
 033-4001 CURRENT AD VALOREM TAXES
 034-4001 CURRENT AD VALOREM TAXES
 041-4001 CURRENT AD VALOREM TAXES
 201-4001 CURRENT AD VALOREM TAXES
 202-4001 CURRENT AD VALOREM TAXES
 204-4001 CURRENT AD VALOREM TAXES
 206-4001 CURRENT AD VALOREM TAXES

Source of Revenue: Lubbock Central Appraisal District

Description of Revenue: Property Taxes are levied by October 1 on the assessed value listed as of the prior January 1 for all real and business personal property in conformity with Texas Property Code. Taxes are due on receipt of the tax bill and are delinquent if not paid by February 1 of the year following the year in which imposed.

| Month | FY 2020 | FY 2021 |
|-----------|-----------------|-----------------|
| October | \$2,126,453.43 | \$194,200.92 |
| November | \$4,487,983.47 | \$2,707,144.55 |
| December | \$22,555,209.25 | \$28,320,712.15 |
| January | \$24,679,067.28 | \$17,946,450.63 |
| February | \$14,566,657.03 | |
| March | \$1,450,931.17 | |
| April | \$359,873.65 | |
| May | \$335,417.63 | |
| June | \$414,899.67 | |
| July | \$181,337.39 | |
| August | \$176,158.70 | |
| September | \$96,732.40 | |
| Total | \$71,430,721.07 | \$49,168,508.25 |

2020 amounts have been adjusted to actual.



Lubbock County, Texas
Ad Valorem Tax Collections
January 2021

| DATE WIRED | CURRENT | | DELINQUENT | | SPECIAL INVENTORY | BANK INTEREST | UNCLAIMED REFUNDS | TAX CERTIFICATE | Less: TAX INCREMENT FINANCING (TIF) | TOTAL WIRED |
|--|-------------------------|-------|-------------|------------------|----------------------|------------------|----------------------|-------------------------------|--|-------------------------|
| | BASE TAX | P&I | BASE TAX | P&I | | | | | | |
| JA 16-18 | 3,242,767.72 | - | 21,598.14 | 7,971.74 | | | 1,865.00 | | | 3,274,202.60 |
| JA 19-21 | 1,637,977.38 | - | (13,843.11) | 1,212.03 | | 5,459.12 | 10.00 | | | 1,630,815.42 |
| JA 22-24 | 1,272,958.27 | - | 1,046.10 | 361.25 | | | | | | 1,274,365.62 |
| JA 25-26 | 1,806,790.09 | - | 8,904.17 | 2,787.06 | | | | | | 1,818,481.32 |
| JA 27-28 | 3,359,428.96 | - | 7,530.23 | 2,362.39 | | | 9.00 | | | 3,369,330.58 |
| JA 29 | 3,255,466.05 | - | 4,324.87 | 1,140.11 | | | 2,123.00 | | | 3,263,054.03 |
| JA 30-31.2 | 1,518,001.69 | 73.14 | 13,826.36 | 5,631.63 | | | 111.00 | | | 1,537,643.82 |
| JA 31.3-31.4 | 1,953,153.83 | - | 2,519.27 | 622.18 | | | | | | 1,956,295.28 |
| JA 31.5-31.8 | 2,969,276.32 | - | 2,099.78 | 672.07 | | | | | | 2,972,048.17 |
| JA 31.9 | 636,927.25 | - | 2,140.87 | 825.43 | | | | | | 639,893.55 |
| JA 31.10 | 1,297,060.24 | - | 2,991.68 | 736.24 | | | | | | 1,300,788.16 |
| JA 31.11 | 912,166.16 | - | 73.87 | 25.89 | | | | | | 912,265.92 |
| JA 31.12 | 1,361,449.16 | - | 1,582.06 | 450.68 | | | | | | 1,363,481.90 |
| | | | | | | | | | | - |
| | | | | | | | | | | - |
| | | | | | | | | | | - |
| | | | | | | | | | | - |
| | | | | | | | | | | - |
| Transmittal | 25,223,423.12 | 73.14 | 54,794.29 | 24,798.70 | - | 5,459.12 | - | 4,118.00 | - | 25,312,666.37 |
| Totals | 54,794.29 | | | 73.14 | | | | | | |
| Rendition Penalty | | | | | | | | | | |
| TOTAL RECEIPTS - BASE TAX (NORMAL RECEIPTS) | \$ 25,278,217.41 | | | 24,871.84 | | | | TOTAL NET DISTRIBUTION | | \$ 25,312,666.37 |

NOTE: Due to timing differences, amounts received in one month may not show on unadjusted Financial Statements until the following month.

Budget Report

For Fiscal: 2020-2021 Period Ending 01/31/21

Account Summary

02/05/2021 13:04
RScott

Lubbock County
BUDGET SUMMARIES REPORT
ACCOUNT SUMMARY JANUARY 2021

P 1
glytdbud

FOR 2021 04

| | ORIGINAL APPROP | REVISED BUDGET | YTD ACTUAL | MTD ACTUAL | ENCUMBRANCES | AVAILABLE BUDGET | PCT USED |
|------------------------------------|--------------------|-------------------|----------------|----------------|--------------|---------------------|-------------|
| 011 GENERAL FUND | | | | | | | |
| 000 UNDEFINED | | | | | | | |
| 011 400100 CURRENT AD VALOREM TAXE | 64,166,910.00 | -64,166,910.00 | -41,845,399.09 | -15,273,524.49 | .00 | -22,321,510.91 | 65.2%* |
| 011 400400 PEN & INT - CURRENT LEV | -263,084.00 | -263,084.00 | .00 | .00 | .00 | -263,084.00 | .0%* |
| 011 400500 DELIQ TAXES - PRIOR YEA | -391,418.00 | -391,418.00 | -115,611.44 | -32,718.92 | .00 | -275,806.56 | 29.5%* |
| 011 400600 PEN & INT - PRIOR YEARS | -198,917.00 | -198,917.00 | -55,750.49 | -17,097.71 | .00 | -143,166.51 | 28.0%* |
| 011 401000 COUNTY SALES & USE TAX- | 28,090,886.00 | -28,090,886.00 | -4,398,752.11 | -2,163,046.23 | .00 | -23,692,133.89 | 15.7%* |
| 011 410100 COUNTY CLERK | -63,424.00 | -63,424.00 | -16,693.80 | -3,617.70 | .00 | -46,730.20 | 26.3%* |
| 011 410200 BEER & LIQUOR PERMITS | -129,028.00 | -129,028.00 | -13,495.00 | -6,610.00 | .00 | -115,533.00 | 10.5%* |
| 011 420120 CARES ACT COVID-19 | .00 | -1,848,997.00 | .00 | .00 | .00 | -1,848,997.00 | .0%* |
| 011 420146 CORONA EMERGENCY SUPPLE | .00 | .00 | -615.24 | .00 | .00 | 615.24 | 100.0%* |
| 011 420168 EMERGENCY RENTAL ASSIST | .00 | .00 | -1,562,384.20 | -1,562,384.20 | .00 | 1,562,384.20 | 100.0%* |
| 011 420210 STATE MIXED DRINK TAX | -1,484,057.00 | -1,484,057.00 | -277,251.43 | -277,251.43 | .00 | -1,206,805.57 | 18.7%* |
| 011 420320 EMERGENCY MGT GRANT | -18,000.00 | -18,000.00 | -14,459.05 | .00 | .00 | -3,540.95 | 80.3%* |
| 011 420500 BINGO TAX PROCEEDS | -119,410.00 | -119,410.00 | -52,457.12 | -52,457.12 | .00 | -66,952.88 | 43.9%* |
| 011 420900 STATE - COUNTY COURTS | -272,200.00 | -272,200.00 | -73,050.00 | .00 | .00 | -199,150.00 | 26.8%* |
| 011 421210 STRADUS A/G CHILD SUPPO | -1,500.00 | -1,500.00 | -138.41 | -70.76 | .00 | -1,361.59 | 9.2%* |
| 011 422020 INTER LOCAL AGREEMENT-C | -200,000.00 | -200,000.00 | .00 | .00 | .00 | -200,000.00 | .0%* |
| 011 424600 REGIONAL PUBLIC DEFENDE | -75,078.00 | -75,078.00 | -75,078.00 | .00 | .00 | .00 | 100.0%* |
| 011 424800 GRANT ADMINISTRATION RE | -2,500.00 | -2,500.00 | -532.59 | .00 | .00 | -1,967.41 | 21.3%* |
| 011 425000 INDIGENT DEFENSE GRANT | -286,519.00 | -286,519.00 | .00 | .00 | .00 | -286,519.00 | .0%* |
| 011 425100 INDIGENT ATTY MENTORING | .00 | -36,578.00 | .00 | .00 | .00 | -36,578.00 | .0%* |
| 011 430200 COUNTY JUDGE | -7,393.00 | -7,393.00 | -2,494.00 | -732.00 | .00 | -4,899.00 | 33.7%* |
| 011 430300 COUNTY CLERK | -1,406,364.00 | -1,406,364.00 | -540,511.79 | -152,337.25 | .00 | -865,852.21 | 38.4%* |
| 011 430520 J.E.P.J. FEES | -5,009.00 | -5,009.00 | -1,830.00 | -550.00 | .00 | -3,179.00 | 36.5%* |
| 011 430600 VRED - TAPE | -365.00 | -365.00 | -34.19 | -1.09 | .00 | -330.81 | 9.4%* |
| 011 430700 TRAFFIC | -8,882.00 | -8,882.00 | -2,089.14 | -670.23 | .00 | -6,792.86 | 23.5%* |
| 011 430800 CHILD SAFETY - CS | -2,478.00 | -2,478.00 | -135.93 | -102.73 | .00 | -2,342.07 | 5.5%* |
| 011 431000 TAX ASSESSOR/COLLECTOR | -37,640.00 | -37,640.00 | -14,535.00 | -3,040.00 | .00 | -23,105.00 | 38.6%* |
| 011 431500 INDIGENT DEFENSE FEE | -1,581.00 | -1,581.00 | -41.61 | .00 | .00 | -1,539.39 | 2.6%* |
| 011 431600 JURY FEE COUNTY | .00 | .00 | -185.34 | .00 | .00 | 185.34 | 100.0%* |
| 011 432200 PASSPORT FEE - DIST CLE | -52,826.00 | -52,826.00 | .00 | .00 | .00 | -52,826.00 | .0%* |
| 011 432300 DISTRICT CLERK FEES | -506,761.00 | -506,761.00 | -143,968.31 | -23,275.84 | .00 | -362,792.69 | 28.4%* |
| 011 432500 PROSECUTOR'S FEES | .00 | .00 | -912.85 | .00 | .00 | 912.85 | 100.0%* |
| 011 433100 JP PRECINCT 1 | -58,020.00 | -58,020.00 | -12,427.48 | -3,457.39 | .00 | -45,592.52 | 21.4%* |
| 011 433200 JP PRECINCT 2 | -42,108.00 | -42,108.00 | -12,629.25 | -3,986.26 | .00 | -29,478.75 | 30.0%* |
| 011 433300 JP PRECINCT 3 | -49,957.00 | -49,957.00 | -15,304.81 | -5,058.40 | .00 | -34,652.19 | 30.6%* |
| 011 433400 JP PRECINCT 4 | -32,052.00 | -32,052.00 | -6,684.02 | -1,906.05 | .00 | -25,367.98 | 20.9%* |
| 011 434000 DISTRICT ATTORNEY | -28,851.00 | -28,851.00 | -373.19 | -95.90 | .00 | -28,477.81 | 1.3%* |

02/05/2021 13:04
RScott

Lubbock County
BUDGET SUMMARIES REPORT
ACCOUNT SUMMARY JANUARY 2021

P 2
glytdbud

FOR 2021 04

| | ORIGINAL APPROP | REVISED BUDGET | YTD ACTUAL | MTD ACTUAL | ENCUMBRANCES | AVAILABLE BUDGET | PCT USED |
|------------------------------------|--------------------|-------------------|-------------|-------------|--------------|---------------------|-------------|
| 011 434500 MEDICAL EXAMINER | -270.00 | -270.00 | .00 | .00 | .00 | -270.00 | .0%* |
| 011 434600 SHERIFF | -548,981.00 | -548,981.00 | -201,491.26 | -24,708.28 | .00 | -347,489.74 | 36.7%* |
| 011 434800 CONSTABLES | -409,553.00 | -409,553.00 | -117,836.62 | -34,278.62 | .00 | -291,716.38 | 28.8%* |
| 011 435000 DEFENSIVE DRIVING FEE | -6,796.00 | -6,796.00 | -1,676.85 | -502.78 | .00 | -5,119.15 | 24.7%* |
| 011 435100 SS FEE-INMATE | -27,359.00 | -27,359.00 | -5,000.00 | -1,800.00 | .00 | -22,359.00 | 18.3%* |
| 011 435200 ISSUED WARRANT EXECUTIO | -48,104.00 | -48,104.00 | -10,108.96 | -3,234.81 | .00 | -37,995.04 | 21.0%* |
| 011 435300 ARREST FEES - COUNTY | -4,790.00 | -4,790.00 | -2,861.79 | -996.89 | .00 | -1,928.21 | 59.7%* |
| 011 435410 FAMILY PROTECTION FEE | -6,507.00 | -6,507.00 | -1,547.10 | -420.00 | .00 | -4,959.90 | 23.8%* |
| 011 436100 CMI FINE COMMISSION | .00 | .00 | -.06 | .00 | .00 | .06 | 100.0%* |
| 011 437400 VITAL STATISTICS PRESER | -4,623.00 | -4,623.00 | -1,395.00 | -399.00 | .00 | -3,228.00 | 30.2%* |
| 011 440100 MOTOR VEHICLE SALES TAX | -3,206,821.00 | -3,206,821.00 | .00 | .00 | .00 | -3,206,821.00 | .0%* |
| 011 440200 CERTIFICATE OF TITLE CO | -411,213.00 | -411,213.00 | -89,970.00 | -30,220.00 | .00 | -321,243.00 | 21.9%* |
| 011 440300 MOTOR VEHICLE COMMISSIO | -824,952.00 | -824,952.00 | -494,055.30 | -396,861.45 | .00 | -330,896.70 | 59.9%* |
| 011 440500 (CVC) COMP TO VICTIMS O | -146.00 | -146.00 | -30.58 | .00 | .00 | -115.42 | 20.9%* |
| 011 440600 LEOA COMMISSION | .00 | .00 | -.24 | .00 | .00 | .24 | 100.0%* |
| 011 440800 BEER & LIQUOR COMMISSIO | -2,629.00 | -2,629.00 | -318.00 | -163.00 | .00 | -2,311.00 | 12.1%* |
| 011 441100 CJC COMMISSION | .00 | .00 | -3.29 | .00 | .00 | 3.29 | 100.0%* |
| 011 441200 JCPT COMMISSION | .00 | .00 | -1.31 | .00 | .00 | 1.31 | 100.0%* |
| 011 441400 JPD COMM | .00 | .00 | -43.19 | .00 | .00 | 43.19 | 100.0%* |
| 011 441600 ARREST FEES - COMM | -20,174.00 | -20,174.00 | -1,698.37 | .00 | .00 | -18,475.63 | 8.4%* |
| 011 441700 LEMI COMMISSION | .00 | .00 | -.12 | .00 | .00 | .12 | 100.0%* |
| 011 441800 CRIMESTOPPERS-COMM | .00 | .00 | -.28 | .00 | .00 | .28 | 100.0%* |
| 011 442200 DNA TESTING FEE | .00 | .00 | -5.06 | .00 | .00 | 5.06 | 100.0%* |
| 011 442400 SEPTIC INSPECTION | -60,233.00 | -60,233.00 | -31,580.00 | -6,450.00 | .00 | -28,653.00 | 52.4%* |
| 011 442500 FLSI COMM | -4,469.00 | -4,469.00 | -956.67 | .00 | .00 | -3,512.33 | 21.4%* |
| 011 442600 FA COMM | -127.00 | -127.00 | -6.32 | .00 | .00 | -120.68 | 5.0%* |
| 011 442700 CCC COMM | -615.00 | -615.00 | -35.89 | .00 | .00 | -579.11 | 5.8%* |
| 011 442800 JCD COMM | .00 | .00 | -.24 | .00 | .00 | .24 | 100.0%* |
| 011 442900 TP COMM (40%) | -20,296.00 | -20,296.00 | -666.99 | .00 | .00 | -19,629.01 | 3.3%* |
| 011 443000 JE COMM (10%) | -19,056.00 | -19,056.00 | -1,000.48 | .00 | .00 | -18,055.52 | 5.3%* |
| 011 443500 NEW CCC COMM | -42,340.00 | -42,340.00 | -1,623.47 | .00 | .00 | -40,716.53 | 3.8%* |
| 011 443600 EMS TRAUMA FUND COMM | -5,380.00 | -5,380.00 | -233.06 | .00 | .00 | -5,146.94 | 4.3%* |
| 011 444000 STF COMM | -4,529.00 | -4,529.00 | -57.37 | .00 | .00 | -4,471.63 | 1.3%* |
| 011 444100 STF COMM | .00 | .00 | -872.75 | .00 | .00 | 872.75 | 100.0%* |
| 011 444200 DNA (CS) | .00 | .00 | -2.30 | .00 | .00 | 2.30 | 100.0%* |
| 011 444300 CIVIL DATA JUSTICE FEE | .00 | .00 | -.72 | .00 | .00 | .72 | 100.0%* |
| 011 444500 BAIL BOND FEE COMM | -5,348.00 | -5,348.00 | -1,114.50 | .00 | .00 | -4,233.50 | 20.8%* |
| 011 444600 COMM DC JUDICIAL FUND | -4,543.00 | -4,543.00 | -141.02 | .00 | .00 | -4,401.98 | 3.1%* |
| 011 444700 JURY REIMBURSEMENT FEE | -3,123.00 | -3,123.00 | -89.57 | .00 | .00 | -3,033.43 | 2.9%* |
| 011 445000 TIME PAYMENT - COUNTY | .00 | .00 | -4,180.91 | -1,363.03 | .00 | 4,180.91 | 100.0%* |
| 011 445400 CCC STATE COMM | .00 | .00 | -5,967.07 | .00 | .00 | 5,967.07 | 100.0%* |
| 011 450200 JURY FEES | -18,493.00 | -18,493.00 | -5,188.11 | -1,262.00 | .00 | -13,304.89 | 28.1%* |
| 011 450400 BOARD BILLS - INMATE | -2,243,146.00 | -2,243,146.00 | -457,260.02 | -156,510.02 | .00 | -1,785,885.98 | 20.4%* |
| 011 452100 COURT REPORTER FEES | -78,216.00 | -78,216.00 | -23,962.64 | -6,717.42 | .00 | -54,253.36 | 30.6%* |

02/05/2021 13:04
RScott

Lubbock County
BUDGET SUMMARIES REPORT
ACCOUNT SUMMARY JANUARY 2021

P 3
glytdbud

FOR 2021 04

| | ORIGINAL APPROP | REVISED BUDGET | YTD ACTUAL | MTD ACTUAL | ENCUMBRANCES | AVAILABLE BUDGET | PCT USED |
|------------------------------------|-----------------|-----------------|----------------|----------------|--------------|------------------|----------|
| 011 460100 JP PRECINCT 1 | -214,907.00 | -214,907.00 | -50,479.59 | -18,621.88 | .00 | -164,427.41 | 23.5%* |
| 011 460200 JP PRECINCT 2 | -59,000.00 | -59,000.00 | -23,853.16 | -6,966.27 | .00 | -35,146.84 | 40.4%* |
| 011 460300 JP PRECINCT 3 | -60,843.00 | -60,843.00 | -19,502.44 | -5,214.70 | .00 | -41,340.56 | 32.1%* |
| 011 460400 JP PRECINCT 4 | -184,976.00 | -184,976.00 | -37,214.60 | -12,116.87 | .00 | -147,761.40 | 20.1%* |
| 011 460800 COUNTY COURT AT LAW 1 | -7,023.00 | -7,023.00 | -316.11 | -261.11 | .00 | -6,706.89 | 4.5%* |
| 011 460900 COUNTY COURT AT LAW 2 | -9,727.00 | -9,727.00 | -2,753.04 | -682.83 | .00 | -6,973.96 | 28.3%* |
| 011 461100 DISTRICT CLERK FINES | -9,939.00 | -9,939.00 | -4,348.98 | -2,742.75 | .00 | -5,590.02 | 43.8%* |
| 011 461210 FORFEITURES | -157,790.00 | -157,790.00 | -13,412.50 | -2,387.50 | .00 | -144,377.50 | 8.5%* |
| 011 470000 INTEREST INCOME | -958,694.00 | -958,694.00 | -5,712.53 | -276.82 | .00 | -952,981.47 | .6%* |
| 011 480200 RENTALS-BUILDINGS | -431,893.00 | -431,893.00 | -134,631.48 | -42,116.16 | .00 | -297,261.52 | 31.2%* |
| 011 480300 PARKING LOTS | -75,650.00 | -75,650.00 | -14,578.50 | -1,660.00 | .00 | -61,071.50 | 19.3%* |
| 011 480510 DISPOSAL OF PROPERTY | -50,000.00 | -50,000.00 | -2,355.42 | -393.27 | .00 | -47,644.58 | 4.7%* |
| 011 480600 INSURANCE REIMBURSEMENT | -50,000.00 | -50,000.00 | .00 | .00 | .00 | -50,000.00 | .0%* |
| 011 480700 JURY REIMBURSEMENTS FRO | -102,097.00 | -102,097.00 | .00 | .00 | .00 | -102,097.00 | .0%* |
| 011 481100 REIMBURSEMENTS-TELETYPE | -1,592.00 | -1,592.00 | -336.00 | -38.00 | .00 | -1,256.00 | 21.1%* |
| 011 481300 REFUND - ATTORNEY FEES | -90,609.00 | -90,609.00 | -9,404.92 | -2,657.26 | .00 | -81,204.08 | 10.4%* |
| 011 481500 OTHER REFUNDS/REIMBURSE | -50,000.00 | -50,000.00 | .00 | .00 | .00 | -50,000.00 | .0%* |
| 011 481710 PAY PHONE COMMISSION | -933,084.00 | -933,084.00 | -203,138.26 | -132,489.54 | .00 | -729,945.74 | 21.8%* |
| 011 482600 ELECTION REVENUES | -288.00 | -288.00 | -10.30 | .00 | .00 | -277.70 | 3.6%* |
| 011 483000 INTEREST-LEAD | -11,179.00 | -11,179.00 | -6,311.52 | -5,459.12 | .00 | -4,867.48 | 56.5%* |
| 011 484200 REIMB-INMATE TRANSPORTA | -42,447.00 | -42,447.00 | -4,225.25 | -4,225.25 | .00 | -38,221.75 | 10.0%* |
| 011 489900 OTHER REVENUE | -500,000.00 | -500,000.00 | -75,884.79 | -29,910.52 | .00 | -424,115.21 | 15.2%* |
| 011 736100 DRAW FROM RESERVES | -5,298,175.00 | -5,298,175.00 | .00 | .00 | .00 | -5,298,175.00 | .0%* |
| 011 902000 XFER TO CONSOLIDATED RO | 4,165,368.00 | 4,165,368.00 | 4,165,368.00 | 4,165,368.00 | .00 | .00 | 100.0% |
| 011 904100 XFER TO PERMANENT IMPRO | 2,068,943.00 | 2,068,943.00 | 2,068,943.00 | 2,068,943.00 | .00 | .00 | 100.0% |
| 011 904300 XFER TO LCETRZ NOI TAX | 145,801.00 | 166,813.00 | 166,811.13 | .00 | .00 | 1.87 | 100.0% |
| 011 905100 XFER TO JUVENILE PROBAT | 4,216,154.00 | 4,216,154.00 | 1,405,384.72 | 351,346.16 | .00 | 2,810,769.28 | 33.3% |
| 011 908100 XFER TO LAW LIBRARY | 26,505.00 | 26,505.00 | 26,505.00 | 26,505.00 | .00 | .00 | 100.0% |
| 011 909600 XFER TO HISTORIC PRESER | 5,750.00 | 5,750.00 | 5,750.00 | 5,750.00 | .00 | .00 | 100.0% |
| 011 911300 XFER TO REGIONAL PUBLIC | 103,114.00 | 103,114.00 | 103,114.00 | .00 | .00 | .00 | 100.0% |
| 011 916400 XFER TO SPATF GRANT | 151,686.00 | 151,686.00 | 20,879.57 | .00 | .00 | 130,806.43 | 13.8% |
| 011 917100 XFER TO CDA VOCA | 55,236.00 | 55,236.00 | 6,515.90 | .00 | .00 | 48,720.10 | 11.8% |
| 011 930700 XFER TO CRTS RENO #2 | 1,958,000.00 | 1,958,000.00 | .00 | .00 | .00 | 1,958,000.00 | .0% |
| TOTAL UNDEFINED | -102,439,406.00 | -104,303,969.00 | -43,358,006.43 | -13,900,186.69 | .00 | -60,945,962.57 | 41.6% |
| 001 COMMISSIONERS' COURT | | | | | | | |
| 01100110 500100 ELECTED OFFICIALS | 325,360.00 | 325,360.00 | 102,613.49 | 25,027.69 | .00 | 222,746.51 | 31.5% |
| 01100110 500400 VEHICLE ALLOWANCE | 19,200.00 | 19,200.00 | 6,055.21 | 1,476.89 | .00 | 13,144.79 | 31.5% |
| 01100110 500600 STAFF EMPLOYEES | 145,642.00 | 145,642.00 | 44,481.75 | 10,615.54 | .00 | 101,160.25 | 30.5% |
| 01100110 510100 FICA | 30,393.00 | 30,393.00 | 9,068.96 | 2,214.81 | .00 | 21,324.04 | 29.8% |

02/05/2021 13:04
RScott

Lubbock County
BUDGET SUMMARIES REPORT
ACCOUNT SUMMARY JANUARY 2021

P 4
glytddbud

FOR 2021 04

| | ORIGINAL APPROP | REVISED BUDGET | YTD ACTUAL | MTD ACTUAL | ENCUMBRANCES | AVAILABLE BUDGET | PCT USED |
|------------------------------------|--------------------|-------------------|------------|------------|--------------|---------------------|-------------|
| 01100110 510200 MEDICARE | 7,109.00 | 7,109.00 | 2,120.94 | 517.98 | .00 | 4,988.06 | 29.8% |
| 01100110 510300 RETIREMENT | 54,462.00 | 54,462.00 | 17,014.97 | 4,124.02 | .00 | 37,447.03 | 31.2% |
| 01100110 510400 GROUP HEALTH INSUR | 52,717.00 | 52,717.00 | 17,803.22 | 3,499.95 | .00 | 34,913.78 | 33.8% |
| 01100110 510500 GROUP DENTAL INSUR | 2,905.00 | 2,905.00 | 880.49 | 186.77 | .00 | 2,024.51 | 30.3% |
| 01100110 510600 LIFE INSURANCE | 420.00 | 420.00 | 115.60 | 24.64 | .00 | 304.40 | 27.5% |
| 01100110 510700 UNEMPLOYMENT INSUR | 131.00 | 131.00 | 35.60 | 8.50 | .00 | 95.40 | 27.2% |
| 01100110 510900 WORKER'S COMPENSAT | 1,323.00 | 1,323.00 | 120.12 | 28.66 | .00 | 1,202.88 | 9.1% |
| 01100110 520100 SUPPLIES/OTH OPER | 5,000.00 | 5,000.00 | 357.02 | 337.30 | 2,312.43 | 2,330.55 | 53.4% |
| 01100110 523000 NON-CAPITAL SOFTWA | 1,260.00 | 1,260.00 | .00 | .00 | .00 | 1,260.00 | .0% |
| 01100110 540100 COMMUNICATIONS - M | 2,810.00 | 2,810.00 | 386.87 | 329.45 | 1,313.13 | 1,110.00 | 60.5% |
| 01100110 550300 TRAVEL AND TRAININ | 23,750.00 | 23,750.00 | 1,944.11 | .00 | .00 | 21,805.89 | 8.2% |
| 01100110 550500 ASSOCIATION DUES | 2,900.00 | 2,900.00 | 200.00 | .00 | .00 | 2,700.00 | 6.9% |
| 01100110 580100 INSURANCE AND BOND | 475.00 | 475.00 | 356.00 | .00 | .00 | 119.00 | 74.9% |
| TOTAL COMMISSIONERS' COURT | 675,857.00 | 675,857.00 | 203,554.35 | 48,392.20 | 3,625.56 | 468,677.09 | 30.7% |
| 002 COUNTY JUDGE | | | | | | | |
| 01100210 500100 ELECTED OFFICIALS | 144,120.00 | 144,120.00 | 45,453.26 | 11,086.16 | .00 | 98,666.74 | 31.5% |
| 01100210 500200 APPOINTED OFFICIAL | 52,698.00 | 52,698.00 | 16,620.42 | 4,053.76 | .00 | 36,077.58 | 31.5% |
| 01100210 510100 FICA | 12,203.00 | 12,203.00 | 3,234.31 | 897.20 | .00 | 8,968.69 | 26.5% |
| 01100210 510200 MEDICARE | 2,854.00 | 2,854.00 | 860.26 | 209.82 | .00 | 1,993.74 | 30.1% |
| 01100210 510300 RETIREMENT | 21,866.00 | 21,866.00 | 6,896.45 | 1,682.06 | .00 | 14,969.55 | 31.5% |
| 01100210 510400 GROUP HEALTH INSUR | 15,062.00 | 15,062.00 | 8,082.08 | 1,971.24 | .00 | 6,979.92 | 53.7% |
| 01100210 510500 GROUP DENTAL INSUR | 830.00 | 830.00 | 305.94 | 74.62 | .00 | 524.06 | 36.9% |
| 01100210 510600 LIFE INSURANCE | 120.00 | 120.00 | 36.74 | 8.96 | .00 | 83.26 | 30.6% |
| 01100210 510700 UNEMPLOYMENT INSUR | 47.00 | 47.00 | 13.28 | 3.24 | .00 | 33.72 | 28.3% |
| 01100210 510900 WORKER'S COMPENSAT | 531.00 | 531.00 | 44.85 | 10.94 | .00 | 486.15 | 8.4% |
| 01100210 520100 SUPPLIES/OTH OPER | 1,750.00 | 1,750.00 | .00 | .00 | 700.00 | 1,050.00 | 40.0% |
| 01100210 522800 LAW BOOKS | 300.00 | 300.00 | 182.94 | .00 | .00 | 117.06 | 61.0% |
| 01100210 540100 COMMUNICATIONS - M | 300.00 | 300.00 | 70.56 | 70.56 | 204.44 | 25.00 | 91.7% |
| 01100210 550300 TRAVEL AND TRAININ | 6,500.00 | 6,500.00 | 335.02 | .00 | .00 | 6,164.98 | 5.2% |
| 01100210 550500 ASSOCIATION DUES | 200.00 | 200.00 | 200.00 | .00 | .00 | .00 | 100.0% |
| TOTAL COUNTY JUDGE | 259,381.00 | 259,381.00 | 82,336.11 | 20,068.56 | 904.44 | 176,140.45 | 32.1% |
| 003 COUNTY CLERK | | | | | | | |
| 01100310 500100 ELECTED OFFICIALS | 81,340.00 | 81,340.00 | 25,653.37 | 6,256.92 | .00 | 55,686.63 | 31.5% |
| 01100310 500600 STAFF EMPLOYEES | 883,345.00 | 883,345.00 | 233,464.41 | 57,049.65 | .00 | 649,880.59 | 26.4% |

02/05/2021 13:04
RScott

Lubbock County
BUDGET SUMMARIES REPORT
ACCOUNT SUMMARY JANUARY 2021

P 5
glytdbud

FOR 2021 04

| | ORIGINAL APPROP | REVISED BUDGET | YTD ACTUAL | MTD ACTUAL | ENCUMBRANCES | AVAILABLE BUDGET | PCT USED |
|------------------------------------|-----------------|----------------|--------------|------------|--------------|------------------|----------|
| 01100310 500700 OVERTIME COMPENSAT | 1,000.00 | 1,000.00 | 6.50 | .00 | .00 | 993.50 | .7% |
| 01100310 500800 TEMPORARY | 7,500.00 | 7,500.00 | .00 | .00 | .00 | 7,500.00 | .0% |
| 01100310 510100 FICA | 60,337.00 | 60,337.00 | 14,934.48 | 3,643.54 | .00 | 45,402.52 | 24.8% |
| 01100310 510200 MEDICARE | 14,111.00 | 14,111.00 | 3,492.79 | 852.12 | .00 | 10,618.21 | 24.8% |
| 01100310 510300 RETIREMENT | 107,288.00 | 107,288.00 | 28,788.50 | 7,033.30 | .00 | 78,499.50 | 26.8% |
| 01100310 510400 GROUP HEALTH INSUR | 165,682.00 | 165,682.00 | 56,851.66 | 13,576.60 | .00 | 108,830.34 | 34.3% |
| 01100310 510500 GROUP DENTAL INSUR | 9,130.00 | 9,130.00 | 2,824.51 | 688.90 | .00 | 6,305.49 | 30.9% |
| 01100310 510600 LIFE INSURANCE | 1,320.00 | 1,320.00 | 385.77 | 94.08 | .00 | 934.23 | 29.2% |
| 01100310 510700 UNEMPLOYMENT INSUR | 803.00 | 803.00 | 186.80 | 45.64 | .00 | 616.20 | 23.3% |
| 01100310 510900 WORKER'S COMPENSAT | 2,628.00 | 2,628.00 | 630.34 | 154.02 | .00 | 1,997.66 | 24.0% |
| 01100310 520100 SUPPLIES/OTH OPER | 25,000.00 | 25,000.00 | 2,721.60 | 25.69 | 7,998.53 | 14,279.87 | 42.9% |
| 01100310 522800 LAW BOOKS | 1,000.00 | 1,000.00 | .00 | .00 | .00 | 1,000.00 | .0% |
| 01100310 530100 EQUIPMENT OPER/MAI | 2,000.00 | 2,000.00 | .00 | .00 | .00 | 2,000.00 | .0% |
| 01100310 530800 SOFTWARE MAINTENAN | 59,707.00 | 59,707.00 | 59,706.58 | .00 | .00 | .42 | 100.0% |
| 01100310 540100 COMMUNICATIONS - M | 680.00 | 680.00 | 105.88 | 52.94 | 434.12 | 140.00 | 79.4% |
| 01100310 550300 TRAVEL AND TRAININ | 8,075.00 | 8,075.00 | -400.00 | -400.00 | .00 | 8,475.00 | -5.0% |
| 01100310 550500 ASSOCIATION DUES | 325.00 | 325.00 | 325.00 | .00 | .00 | .00 | 100.0% |
| TOTAL COUNTY CLERK | 1,431,271.00 | 1,431,271.00 | 429,678.19 | 89,073.40 | 8,432.65 | 993,160.16 | 30.6% |
| 005 INFORMATION TECH SERVICES | | | | | | | |
| 01100510 500600 STAFF EMPLOYEES | 1,939,854.00 | 1,939,854.00 | 476,139.90 | 116,843.11 | .00 | 1,463,714.10 | 24.5% |
| 01100510 500700 OVERTIME COMPENSAT | 10,000.00 | 10,000.00 | 6.75 | .00 | .00 | 9,993.25 | .1% |
| 01100510 510100 FICA | 120,891.00 | 120,891.00 | 28,036.19 | 6,896.55 | .00 | 92,854.81 | 23.2% |
| 01100510 510200 MEDICARE | 28,273.00 | 28,273.00 | 6,599.01 | 1,612.89 | .00 | 21,673.99 | 23.3% |
| 01100510 510300 RETIREMENT | 216,629.00 | 216,629.00 | 52,899.74 | 12,981.24 | .00 | 163,729.26 | 24.4% |
| 01100510 510400 GROUP HEALTH INSUR | 240,992.00 | 240,992.00 | 67,788.90 | 18,962.04 | .00 | 173,203.10 | 28.1% |
| 01100510 510500 GROUP DENTAL INSUR | 13,280.00 | 13,280.00 | 3,823.08 | 1,004.72 | .00 | 9,456.92 | 28.8% |
| 01100510 510600 LIFE INSURANCE | 1,920.00 | 1,920.00 | 461.24 | 129.92 | .00 | 1,458.76 | 24.0% |
| 01100510 510700 UNEMPLOYMENT INSUR | 1,755.00 | 1,755.00 | 380.59 | 93.39 | .00 | 1,374.41 | 21.7% |
| 01100510 510900 WORKER'S COMPENSAT | 5,265.00 | 5,265.00 | 1,230.48 | 315.48 | .00 | 4,034.52 | 23.4% |
| 01100510 520100 SUPPLIES/OTH OPER | 235,895.00 | 235,895.00 | 34,292.62 | 7,481.74 | 26,710.55 | 174,891.83 | 25.9% |
| 01100510 523000 NON-CAPITAL SOFTWA | 51,000.00 | 51,000.00 | 2,380.75 | 175.37 | .00 | 48,619.25 | 4.7% |
| 01100510 523100 NON-CAPITAL EQUIPM | 44,600.00 | 44,600.00 | 5,552.85 | .00 | 2,726.00 | 36,321.15 | 18.6% |
| 01100510 530100 EQUIPMENT OPER/MAI | 591,259.00 | 591,259.00 | 441,932.90 | 110,532.66 | 8,758.42 | 140,567.68 | 76.2% |
| 01100510 530200 VEHICLE OPERATION/ | 3,000.00 | 3,000.00 | 216.66 | 74.54 | 783.34 | 2,000.00 | 33.3% |
| 01100510 530800 SOFTWARE MAINTENAN | 1,819,297.00 | 1,819,297.00 | 1,555,530.18 | 6,117.00 | 688.00 | 263,078.82 | 85.5% |
| 01100510 540100 COMMUNICATIONS - M | 91,720.00 | 91,720.00 | 19,967.48 | 2,663.57 | 68,862.52 | 2,890.00 | 96.8% |
| 01100510 550300 TRAVEL AND TRAININ | 81,200.00 | 81,200.00 | 7,434.40 | 590.40 | .00 | 73,765.60 | 9.2% |
| 01100510 550500 ASSOCIATION DUES | 2,825.00 | 2,825.00 | .00 | .00 | .00 | 2,825.00 | .0% |
| 01100510 562200 CONTRACT SERVICES | 1,856,000.00 | 1,856,000.00 | 1,661,600.00 | 2,900.00 | 28,400.00 | 166,000.00 | 91.1% |

02/05/2021 13:04
RScott

Lubbock County
BUDGET SUMMARIES REPORT
ACCOUNT SUMMARY JANUARY 2021

P 6
glytdbud

FOR 2021 04

| | ORIGINAL APPROP | REVISED BUDGET | YTD ACTUAL | MTD ACTUAL | ENCUMBRANCES | AVAILABLE BUDGET | PCT USED |
|------------------------------------|-----------------|----------------|--------------|------------|--------------|------------------|----------|
| 01100510 660500 CAPITAL OUTLAY TEC | 2,735,000.00 | 2,735,000.00 | .00 | .00 | 151,441.91 | 2,583,558.09 | 5.5% |
| TOTAL INFORMATION TECH SERVICE | 10,090,655.00 | 10,090,655.00 | 4,366,273.72 | 289,374.62 | 288,370.74 | 5,436,010.54 | 46.1% |
| 007 NON DEPARTMENTAL | | | | | | | |
| 01100710 520100 SUPPLIES/OTH OPER | 2,500.00 | 2,500.00 | 1,148.13 | 662.17 | .00 | 1,351.87 | 45.9% |
| 01100710 522500 POSTAGE | 279,000.00 | 279,000.00 | 106,170.83 | 1,695.25 | 47,276.89 | 125,552.28 | 55.0% |
| 01100710 522900 PUBLICATIONS LEGAL | 30,000.00 | 30,000.00 | 7,921.30 | .00 | 8,078.70 | 14,000.00 | 53.3% |
| 01100710 540100 COMMUNICATIONS - M | 120,000.00 | 120,000.00 | 37,793.12 | 9,484.45 | 82,206.88 | .00 | 100.0% |
| 01100710 540200 TELEPHONE - LONG D | 10,000.00 | 10,000.00 | 2,589.87 | 656.91 | 7,410.13 | .00 | 100.0% |
| 01100710 550500 ASSOCIATION DUES | 62,608.00 | 62,608.00 | 60,166.09 | 27,883.10 | 2,440.00 | 1.91 | 100.0% |
| 01100710 561400 PROFESSIONAL SERVI | 380,000.00 | 380,000.00 | 76,382.88 | 14,125.00 | 193,900.64 | 109,716.48 | 71.1% |
| 01100710 562200 CONTRACT SERVICES | 80,000.00 | 71,864.00 | 9,540.00 | 8,745.00 | .00 | 62,324.00 | 13.3% |
| 01100710 562300 INTER LOCAL AGREEM | 1,000,000.00 | 1,000,000.00 | 262,857.50 | .00 | 735,142.50 | 2,000.00 | 99.8% |
| 01100710 580100 INSURANCE AND BOND | 600,000.00 | 600,000.00 | 35,266.85 | .00 | 126,693.65 | 438,039.50 | 27.0% |
| 01100710 580200 PUBLIC OFFICIALS I | 450,000.00 | 450,000.00 | .00 | .00 | .00 | 450,000.00 | .0% |
| 01100710 583000 CIVIL JUDGEMENTS | 50,000.00 | 50,000.00 | .00 | .00 | .00 | 50,000.00 | .0% |
| 01100710 599300 LEGISLATIVE & ADMI | 1.00 | 1.00 | .00 | .00 | .00 | 1.00 | .0% |
| 01100710 599310 PAST YR LEGISLATIV | 1.00 | 1.00 | .00 | .00 | .00 | 1.00 | .0% |
| 01100710 599800 CONTINGENCY | 2,612,580.00 | 2,512,580.00 | .00 | .00 | .00 | 2,512,580.00 | .0% |
| 01100710 599900 OTHER CHARGES | 75,000.00 | 75,000.00 | .00 | .00 | .00 | 75,000.00 | .0% |
| 01100710 599940 CARES ACT COVID-19 | .00 | 1,848,997.00 | 169,961.57 | .00 | 543.85 | 1,678,491.58 | 9.2% |
| TOTAL NON DEPARTMENTAL | 5,751,690.00 | 7,492,551.00 | 769,798.14 | 63,251.88 | 1,203,693.24 | 5,519,059.62 | 26.3% |
| 009 TREASURER | | | | | | | |
| 01100915 500100 ELECTED OFFICIALS | 81,340.00 | 81,340.00 | 25,653.37 | 6,256.92 | .00 | 55,686.63 | 31.5% |
| 01100915 500600 STAFF EMPLOYEES | 156,360.00 | 156,360.00 | 49,254.97 | 12,032.68 | .00 | 107,105.03 | 31.5% |
| 01100915 500800 TEMPORARY | 10,000.00 | 10,000.00 | 1,717.00 | .00 | .00 | 8,283.00 | 17.2% |
| 01100915 500900 PART TIME POSITION | 25,000.00 | 25,000.00 | 5,743.80 | 1,125.00 | .00 | 19,256.20 | 23.0% |
| 01100915 510100 FICA | 16,907.00 | 16,907.00 | 4,550.45 | 1,057.04 | .00 | 12,356.55 | 26.9% |
| 01100915 510200 MEDICARE | 3,954.00 | 3,954.00 | 1,064.22 | 247.23 | .00 | 2,889.78 | 26.9% |
| 01100915 510300 RETIREMENT | 29,186.00 | 29,186.00 | 8,960.45 | 2,156.97 | .00 | 20,225.55 | 30.7% |
| 01100915 510400 GROUP HEALTH INSUR | 30,124.00 | 30,124.00 | 16,774.69 | 4,379.68 | .00 | 13,349.31 | 55.7% |
| 01100915 510500 GROUP DENTAL INSUR | 1,660.00 | 1,660.00 | 598.27 | 160.16 | .00 | 1,061.73 | 36.0% |
| 01100915 510600 LIFE INSURANCE | 240.00 | 240.00 | 68.55 | 17.92 | .00 | 171.45 | 28.6% |
| 01100915 510700 UNEMPLOYMENT INSUR | 172.00 | 172.00 | 45.38 | 10.52 | .00 | 126.62 | 26.4% |
| 01100915 510900 WORKER'S COMPENSAT | 736.00 | 736.00 | 149.61 | 35.53 | .00 | 586.39 | 20.3% |

02/05/2021 13:04
RScott

Lubbock County
BUDGET SUMMARIES REPORT
ACCOUNT SUMMARY JANUARY 2021

P 7
glytdbud

FOR 2021 04

| | ORIGINAL APPROP | REVISED BUDGET | YTD ACTUAL | MTD ACTUAL | ENCUMBRANCES | AVAILABLE BUDGET | PCT USED |
|------------------------------------|-----------------|----------------|------------|------------|--------------|------------------|----------|
| 01100915 520100 SUPPLIES/OTH OPER | 8,419.00 | 8,419.00 | 406.68 | 268.73 | 3,149.57 | 4,862.75 | 42.2% |
| 01100915 530100 EQUIPMENT OPER/MAI | 2,096.00 | 2,096.00 | .00 | .00 | .00 | 2,096.00 | .0% |
| 01100915 530800 SOFTWARE MAINTENAN | 100.00 | 100.00 | 100.00 | .00 | .00 | .00 | 100.0% |
| 01100915 550300 TRAVEL AND TRAININ | 6,500.00 | 6,500.00 | 185.00 | .00 | .00 | 6,315.00 | 2.8% |
| 01100915 550500 ASSOCIATION DUES | 175.00 | 175.00 | .00 | .00 | .00 | 175.00 | .0% |
| 01100915 562200 CONTRACT SERVICES | 2,000.00 | 2,000.00 | 2,000.00 | .00 | .00 | .00 | 100.0% |
| 01100915 580100 INSURANCE AND BOND | 5,412.00 | 5,412.00 | 3,005.00 | .00 | .00 | 2,407.00 | 55.5% |
| TOTAL TREASURER | 380,381.00 | 380,381.00 | 120,277.44 | 27,748.38 | 3,149.57 | 256,953.99 | 32.4% |
| 010 TAX ASSESSOR/COLLECTOR | | | | | | | |
| 01101015 500100 ELECTED OFFICIALS | 81,340.00 | 81,340.00 | 25,653.37 | 6,256.92 | .00 | 55,686.63 | 31.5% |
| 01101015 500600 STAFF EMPLOYEES | 1,262,737.00 | 1,262,737.00 | 380,848.25 | 94,532.06 | .00 | 881,888.75 | 30.2% |
| 01101015 500900 PART TIME POSITION | 18,000.00 | 18,000.00 | 2,417.60 | 464.00 | .00 | 15,582.40 | 13.4% |
| 01101015 510100 FICA | 84,449.00 | 84,449.00 | 24,028.21 | 5,950.79 | .00 | 60,420.79 | 28.5% |
| 01101015 510200 MEDICARE | 19,750.00 | 19,750.00 | 5,619.56 | 1,391.72 | .00 | 14,130.44 | 28.5% |
| 01101015 510300 RETIREMENT | 151,327.00 | 151,327.00 | 45,431.08 | 11,249.25 | .00 | 105,895.92 | 30.0% |
| 01101015 510400 GROUP HEALTH INSUR | 263,585.00 | 263,585.00 | 85,150.13 | 20,576.33 | .00 | 178,434.87 | 32.3% |
| 01101015 510500 GROUP DENTAL INSUR | 14,525.00 | 14,525.00 | 4,353.01 | 1,092.43 | .00 | 10,171.99 | 30.0% |
| 01101015 510600 LIFE INSURANCE | 2,100.00 | 2,100.00 | 615.17 | 150.08 | .00 | 1,484.83 | 29.3% |
| 01101015 510700 UNEMPLOYMENT INSUR | 1,153.00 | 1,153.00 | 306.79 | 76.01 | .00 | 846.21 | 26.6% |
| 01101015 510900 WORKER'S COMPENSAT | 3,678.00 | 3,678.00 | 1,034.66 | 256.45 | .00 | 2,643.34 | 28.1% |
| 01101015 520100 SUPPLIES/OTH OPER | 27,524.00 | 27,524.00 | 5,983.06 | 2,154.35 | 13,970.72 | 7,570.22 | 72.5% |
| 01101015 530200 VEHICLE OPERATION/ | 2,235.00 | 2,235.00 | 176.47 | 62.89 | 1,123.53 | 935.00 | 58.2% |
| 01101015 540100 COMMUNICATIONS - M | 2,520.00 | 2,520.00 | 464.19 | 366.78 | 2,045.73 | 10.08 | 99.6% |
| 01101015 550300 TRAVEL AND TRAININ | 15,122.00 | 15,122.00 | 1,684.54 | 195.00 | 1,546.00 | 11,891.46 | 21.4% |
| 01101015 550500 ASSOCIATION DUES | 300.00 | 300.00 | .00 | .00 | .00 | 300.00 | .0% |
| 01101015 562200 CONTRACT SERVICES | 15,600.00 | 15,600.00 | 12,017.00 | .00 | .00 | 3,583.00 | 77.0% |
| 01101015 570200 BUILDING RENTAL | 9,276.00 | 9,276.00 | .00 | .00 | .00 | 9,276.00 | .0% |
| 01101015 580100 INSURANCE AND BOND | 3,550.00 | 3,550.00 | 3,550.00 | 3,550.00 | .00 | .00 | 100.0% |
| TOTAL TAX ASSESSOR/COLLECTOR | 1,978,771.00 | 1,978,771.00 | 599,333.09 | 148,325.06 | 18,685.98 | 1,360,751.93 | 31.2% |
| 011 PURCHASING | | | | | | | |
| 01101115 500600 STAFF EMPLOYEES | 318,939.00 | 318,939.00 | 96,192.47 | 24,237.67 | .00 | 222,746.53 | 30.2% |
| 01101115 510100 FICA | 19,774.00 | 19,774.00 | 5,734.73 | 1,440.64 | .00 | 14,039.27 | 29.0% |
| 01101115 510200 MEDICARE | 4,625.00 | 4,625.00 | 1,341.16 | 336.93 | .00 | 3,283.84 | 29.0% |
| 01101115 510300 RETIREMENT | 35,434.00 | 35,434.00 | 10,686.95 | 2,692.80 | .00 | 24,747.05 | 30.2% |

02/05/2021 13:04
RScott

Lubbock County
BUDGET SUMMARIES REPORT
ACCOUNT SUMMARY JANUARY 2021

P 8
glytdbud

FOR 2021 04

| | ORIGINAL APPROP | REVISED BUDGET | YTD ACTUAL | MTD ACTUAL | ENCUMBRANCES | AVAILABLE BUDGET | PCT USED |
|------------------------------------|--------------------|-------------------|------------|------------|--------------|---------------------|-------------|
| 01101115 510400 GROUP HEALTH INSUR | 45,186.00 | 45,186.00 | 14,688.07 | 3,844.54 | .00 | 30,497.93 | 32.5% |
| 01101115 510500 GROUP DENTAL INSUR | 2,490.00 | 2,490.00 | 684.41 | 176.46 | .00 | 1,805.59 | 27.5% |
| 01101115 510600 LIFE INSURANCE | 360.00 | 360.00 | 105.74 | 26.88 | .00 | 254.26 | 29.4% |
| 01101115 510700 UNEMPLOYMENT INSUR | 287.00 | 287.00 | 76.91 | 19.38 | .00 | 210.09 | 26.8% |
| 01101115 510900 WORKER'S COMPENSAT | 861.00 | 861.00 | 259.67 | 65.43 | .00 | 601.33 | 30.2% |
| 01101115 520100 SUPPLIES/OTH OPER | 5,000.00 | 5,000.00 | 408.46 | 265.51 | 931.23 | 3,660.31 | 26.8% |
| 01101115 530100 EQUIPMENT OPER/MAI | 500.00 | 500.00 | .00 | .00 | .00 | 500.00 | .0% |
| 01101115 530200 VEHICLE OPERATION/ | 500.00 | 500.00 | 75.04 | 22.27 | 252.61 | 172.35 | 65.5% |
| 01101115 550300 TRAVEL AND TRAININ | 3,000.00 | 3,000.00 | 590.40 | 590.40 | .00 | 2,409.60 | 19.7% |
| 01101115 550500 ASSOCIATION DUES | 1,225.00 | 1,225.00 | 225.00 | .00 | .00 | 1,000.00 | 18.4% |
| 01101115 562200 CONTRACT SERVICES | 13,869.00 | 13,869.00 | 13,869.00 | .00 | .00 | .00 | 100.0% |
| 01101115 570100 RENTALS AND LEASES | 24,600.00 | 24,600.00 | 6,146.79 | .00 | 18,440.37 | 12.84 | 99.9% |
| TOTAL PURCHASING | 476,650.00 | 476,650.00 | 151,084.80 | 33,718.91 | 19,624.21 | 305,940.99 | 35.8% |
| 012 AUDITOR | | | | | | | |
| 01101215 500200 APPOINTED OFFICIAL | 129,540.00 | 129,540.00 | 36,269.26 | 8,846.16 | .00 | 93,270.74 | 28.0% |
| 01101215 500600 STAFF EMPLOYEES | 732,388.00 | 732,388.00 | 192,388.30 | 44,195.62 | .00 | 539,999.70 | 26.3% |
| 01101215 500700 OVERTIME COMPENSAT | 500.00 | 500.00 | 108.28 | .00 | .00 | 391.72 | 21.7% |
| 01101215 500800 TEMPORARY | 9,300.00 | 9,300.00 | .00 | .00 | .00 | 9,300.00 | .0% |
| 01101215 500900 PART TIME POSITION | 26,229.00 | 26,229.00 | .00 | .00 | .00 | 26,229.00 | .0% |
| 01101215 510100 FICA | 55,673.00 | 55,673.00 | 13,515.11 | 3,117.48 | .00 | 42,157.89 | 24.3% |
| 01101215 510200 MEDICARE | 13,020.00 | 13,020.00 | 3,160.72 | 729.08 | .00 | 9,859.28 | 24.3% |
| 01101215 510300 RETIREMENT | 98,730.00 | 98,730.00 | 25,415.82 | 5,892.93 | .00 | 73,314.18 | 25.7% |
| 01101215 510400 GROUP HEALTH INSUR | 105,434.00 | 105,434.00 | 22,869.88 | 5,800.14 | .00 | 82,564.12 | 21.7% |
| 01101215 510500 GROUP DENTAL INSUR | 5,810.00 | 5,810.00 | 1,706.97 | 375.38 | .00 | 4,103.03 | 29.4% |
| 01101215 510600 LIFE INSURANCE | 840.00 | 840.00 | 226.97 | 53.76 | .00 | 613.03 | 27.0% |
| 01101215 510700 UNEMPLOYMENT INSUR | 808.00 | 808.00 | 183.19 | 42.47 | .00 | 624.81 | 22.7% |
| 01101215 510900 WORKER'S COMPENSAT | 2,424.00 | 2,424.00 | 617.53 | 143.18 | .00 | 1,806.47 | 25.5% |
| 01101215 520100 SUPPLIES/OTH OPER | 12,567.00 | 12,567.00 | 2,680.33 | 1,065.97 | 7,388.35 | 2,498.32 | 80.1% |
| 01101215 523000 NON-CAPITAL SOFTWA | 5,000.00 | 5,000.00 | .00 | .00 | .00 | 5,000.00 | .0% |
| 01101215 523100 NON-CAPITAL EQUIPM | 3,500.00 | 3,500.00 | .00 | .00 | .00 | 3,500.00 | .0% |
| 01101215 530100 EQUIPMENT OPER/MAI | 1,000.00 | 1,000.00 | .00 | .00 | .00 | 1,000.00 | .0% |
| 01101215 540100 COMMUNICATIONS - M | 1,540.00 | 1,540.00 | 108.80 | 44.40 | 431.20 | 1,000.00 | 35.1% |
| 01101215 550300 TRAVEL AND TRAININ | 21,017.00 | 21,017.00 | 3,822.30 | 3,822.30 | .00 | 17,194.70 | 18.2% |
| 01101215 550500 ASSOCIATION DUES | 4,161.00 | 4,161.00 | .00 | .00 | .00 | 4,161.00 | .0% |
| TOTAL AUDITOR | 1,229,481.00 | 1,229,481.00 | 303,073.46 | 74,128.87 | 7,819.55 | 918,587.99 | 25.3% |
| 013 HUMAN RESOURCES | | | | | | | |
| 01101315 500600 STAFF EMPLOYEES | 342,889.00 | 342,889.00 | 110,922.18 | 26,484.79 | .00 | 231,966.82 | 32.3% |

02/05/2021 13:04
RScott

Lubbock County
BUDGET SUMMARIES REPORT
ACCOUNT SUMMARY JANUARY 2021

P 9
glytdbud

FOR 2021 04

| | ORIGINAL APPROP | REVISED BUDGET | YTD ACTUAL | MTD ACTUAL | ENCUMBRANCES | AVAILABLE BUDGET | PCT USED |
|------------------------------------|--------------------|-------------------|------------|------------|--------------|---------------------|-------------|
| 01101315 500800 TEMPORARY | 18,000.00 | 18,000.00 | 2,124.00 | 192.00 | .00 | 15,876.00 | 11.8% |
| 01101315 510100 FICA | 22,375.00 | 22,375.00 | 6,764.53 | 1,593.88 | .00 | 15,610.47 | 30.2% |
| 01101315 510200 MEDICARE | 5,233.00 | 5,233.00 | 1,582.01 | 372.74 | .00 | 3,650.99 | 30.2% |
| 01101315 510300 RETIREMENT | 38,095.00 | 38,095.00 | 12,323.41 | 2,942.45 | .00 | 25,771.59 | 32.3% |
| 01101315 510400 GROUP HEALTH INSUR | 37,655.00 | 37,655.00 | 11,796.95 | 2,877.30 | .00 | 25,858.05 | 31.3% |
| 01101315 510500 GROUP DENTAL INSUR | 2,075.00 | 2,075.00 | 677.40 | 165.22 | .00 | 1,397.60 | 32.6% |
| 01101315 510600 LIFE INSURANCE | 300.00 | 300.00 | 91.85 | 22.40 | .00 | 208.15 | 30.6% |
| 01101315 510700 UNEMPLOYMENT INSUR | 324.00 | 324.00 | 90.45 | 21.34 | .00 | 233.55 | 27.9% |
| 01101315 510900 WORKER'S COMPENSAT | 974.00 | 974.00 | 305.25 | 72.03 | .00 | 668.75 | 31.3% |
| 01101315 520100 SUPPLIES/OTH OPER | 81,150.00 | 81,150.00 | 14,230.71 | 1,593.59 | 12,546.57 | 54,372.72 | 33.0% |
| 01101315 522800 LAW BOOKS | 2,500.00 | 2,500.00 | .00 | .00 | .00 | 2,500.00 | .0% |
| 01101315 523000 NON-CAPITAL SOFTWA | 1,500.00 | 1,500.00 | .00 | .00 | .00 | 1,500.00 | .0% |
| 01101315 530800 SOFTWARE MAINTENAN | 141,000.00 | 141,000.00 | 51,419.81 | 9,414.65 | 89,508.35 | 71.84 | 99.9% |
| 01101315 540100 COMMUNICATIONS - M | 4,800.00 | 4,800.00 | 828.89 | 466.08 | 2,471.11 | 1,500.00 | 68.8% |
| 01101315 550300 TRAVEL AND TRAININ | 15,000.00 | 15,000.00 | 1,131.80 | 1,081.80 | 500.00 | 13,368.20 | 10.9% |
| 01101315 550500 ASSOCIATION DUES | 2,180.00 | 2,180.00 | 1,560.95 | 219.00 | .00 | 619.05 | 71.6% |
| 01101315 561400 PROFESSIONAL SERVI | 70,500.00 | 70,500.00 | 22,720.80 | 3,509.30 | 8,164.00 | 39,615.20 | 43.8% |
| 01101315 561500 PROFESSIONAL DEVEL | 15,000.00 | 15,000.00 | .00 | .00 | .00 | 15,000.00 | .0% |
| TOTAL HUMAN RESOURCES | 801,550.00 | 801,550.00 | 238,570.99 | 51,028.57 | 113,190.03 | 449,788.98 | 43.9% |
| 014 COURTS | | | | | | | |
| 01101420 500100 ELECTED OFFICIALS | 649,400.00 | 649,400.00 | 200,682.30 | 45,773.08 | .00 | 448,717.70 | 30.9% |
| 01101420 500200 APPOINTED OFFICIAL | 1,775,362.00 | 1,775,362.00 | 529,159.64 | 129,132.22 | .00 | 1,246,202.36 | 29.8% |
| 01101420 500600 STAFF EMPLOYEES | 756,886.00 | 756,886.00 | 205,290.82 | 54,849.81 | .00 | 551,595.18 | 27.1% |
| 01101420 500800 TEMPORARY | 101,000.00 | 101,000.00 | 28,240.51 | 6,938.88 | .00 | 72,759.49 | 28.0% |
| 01101420 500900 PART TIME POSITION | 14,149.00 | 14,149.00 | 2,963.75 | 312.50 | .00 | 11,185.25 | 20.9% |
| 01101420 501000 SUPPLEMENTAL SALAR | 31,200.00 | 31,200.00 | 9,840.00 | 2,400.00 | .00 | 21,360.00 | 31.5% |
| 01101420 510100 FICA | 206,335.00 | 206,335.00 | 52,632.52 | 14,138.58 | .00 | 153,702.48 | 25.5% |
| 01101420 510200 MEDICARE | 48,256.00 | 48,256.00 | 13,492.91 | 3,306.65 | .00 | 34,763.09 | 28.0% |
| 01101420 510300 RETIREMENT | 358,519.00 | 358,519.00 | 105,315.55 | 25,827.13 | .00 | 253,203.45 | 29.4% |
| 01101420 510400 GROUP HEALTH INSUR | 353,957.00 | 353,957.00 | 118,987.51 | 30,437.54 | .00 | 234,969.49 | 33.6% |
| 01101420 510500 GROUP DENTAL INSUR | 19,505.00 | 19,505.00 | 5,672.05 | 1,469.08 | .00 | 13,832.95 | 29.1% |
| 01101420 510600 LIFE INSURANCE | 2,820.00 | 2,820.00 | 647.70 | 167.16 | .00 | 2,172.30 | 23.0% |
| 01101420 510700 UNEMPLOYMENT INSUR | 2,411.00 | 2,411.00 | 621.04 | 155.05 | .00 | 1,789.96 | 25.8% |
| 01101420 510900 WORKER'S COMPENSAT | 8,986.00 | 8,986.00 | 2,024.28 | 506.97 | .00 | 6,961.72 | 22.5% |
| 01101420 520100 SUPPLIES/OTH OPER | 43,000.00 | 43,000.00 | 5,878.13 | 1,141.33 | 21,037.18 | 16,084.69 | 62.6% |
| 01101420 522800 LAW BOOKS | 5,000.00 | 5,000.00 | .00 | .00 | .00 | 5,000.00 | .0% |
| 01101420 523100 NON-CAPITAL EQUIPM | 10,000.00 | 10,000.00 | .00 | .00 | .00 | 10,000.00 | .0% |
| 01101420 540100 COMMUNICATIONS - M | 10,500.00 | 10,500.00 | 811.94 | 21.64 | 7,639.71 | 2,048.35 | 80.5% |
| 01101420 550300 TRAVEL AND TRAININ | 47,000.00 | 47,000.00 | 1,058.00 | 514.20 | 3,350.00 | 42,592.00 | 9.4% |

02/05/2021 13:04
RScott

Lubbock County
BUDGET SUMMARIES REPORT
ACCOUNT SUMMARY JANUARY 2021

P 10
glytdbud

FOR 2021 04

| | ORIGINAL APPROP | REVISED BUDGET | YTD ACTUAL | MTD ACTUAL | ENCUMBRANCES | AVAILABLE BUDGET | PCT USED |
|------------------------------------|--------------------|-------------------|--------------|------------|--------------|---------------------|-------------|
| 01101420 550500 ASSOCIATION DUES | 11,870.00 | 11,870.00 | 1,124.06 | 30.00 | 1,150.00 | 9,595.94 | 19.2% |
| 01101420 580100 INSURANCE AND BOND | 750.00 | 750.00 | 142.00 | .00 | .00 | 608.00 | 18.9% |
| TOTAL COURTS | 4,456,906.00 | 4,456,906.00 | 1,284,584.71 | 317,121.82 | 33,176.89 | 3,139,144.40 | 29.6% |
| 015 APPELLATE COURTS | | | | | | | |
| 01101520 501000 SUPPLEMENTAL SALAR | 19,280.00 | 19,280.00 | 6,080.48 | 1,483.04 | .00 | 13,199.52 | 31.5% |
| 01101520 510100 FICA | 1,195.00 | 1,195.00 | 376.88 | 91.92 | .00 | 818.12 | 31.5% |
| 01101520 510200 MEDICARE | 280.00 | 280.00 | 88.24 | 21.52 | .00 | 191.76 | 31.5% |
| 01101520 510300 RETIREMENT | 2,142.00 | 2,142.00 | 675.68 | 164.80 | .00 | 1,466.32 | 31.5% |
| 01101520 510500 GROUP DENTAL INSUR | 415.00 | 415.00 | .00 | .00 | .00 | 415.00 | .0% |
| 01101520 510600 LIFE INSURANCE | 240.00 | 240.00 | .00 | .00 | .00 | 240.00 | .0% |
| 01101520 510900 WORKER'S COMPENSAT | 52.00 | 52.00 | .00 | .00 | .00 | 52.00 | .0% |
| TOTAL APPELLATE COURTS | 23,604.00 | 23,604.00 | 7,221.28 | 1,761.28 | .00 | 16,382.72 | 30.6% |
| 023 DISTRICT CLERK | | | | | | | |
| 01102320 500100 ELECTED OFFICIALS | 81,340.00 | 81,340.00 | 25,653.37 | 6,256.92 | .00 | 55,686.63 | 31.5% |
| 01102320 500600 STAFF EMPLOYEES | 1,136,422.00 | 1,136,422.00 | 344,963.64 | 83,748.85 | .00 | 791,458.36 | 30.4% |
| 01102320 500700 OVERTIME COMPENSAT | 6,000.00 | 6,000.00 | 50.03 | 18.73 | .00 | 5,949.97 | .8% |
| 01102320 500800 TEMPORARY | 35,000.00 | 35,000.00 | 4,148.30 | 842.95 | .00 | 30,851.70 | 11.9% |
| 01102320 510100 FICA | 78,043.00 | 78,043.00 | 22,020.58 | 5,336.42 | .00 | 56,022.42 | 28.2% |
| 01102320 510200 MEDICARE | 18,253.00 | 18,253.00 | 5,150.06 | 1,248.02 | .00 | 13,102.94 | 28.2% |
| 01102320 510300 RETIREMENT | 135,960.00 | 135,960.00 | 41,180.91 | 10,001.70 | .00 | 94,779.09 | 30.3% |
| 01102320 510400 GROUP HEALTH INSUR | 225,930.00 | 225,930.00 | 73,521.57 | 17,408.73 | .00 | 152,408.43 | 32.5% |
| 01102320 510500 GROUP DENTAL INSUR | 12,450.00 | 12,450.00 | 3,961.68 | 964.59 | .00 | 8,488.32 | 31.8% |
| 01102320 510600 LIFE INSURANCE | 1,800.00 | 1,800.00 | 530.84 | 132.16 | .00 | 1,269.16 | 29.5% |
| 01102320 510700 UNEMPLOYMENT INSUR | 1,060.00 | 1,060.00 | 279.38 | 67.70 | .00 | 780.62 | 26.4% |
| 01102320 510900 WORKER'S COMPENSAT | 3,399.00 | 3,399.00 | 942.87 | 228.49 | .00 | 2,456.13 | 27.7% |
| 01102320 520100 SUPPLIES/OTH OPER | 68,895.00 | 68,895.00 | 2,288.73 | -726.61 | 60,020.01 | 6,586.26 | 90.4% |
| 01102320 522800 LAW BOOKS | 200.00 | 200.00 | .00 | .00 | .00 | 200.00 | .0% |
| 01102320 530100 EQUIPMENT OPER/MAI | 500.00 | 500.00 | .00 | .00 | .00 | 500.00 | .0% |
| 01102320 550300 TRAVEL AND TRAININ | 6,500.00 | 6,500.00 | -75.00 | -75.00 | .00 | 6,575.00 | -1.2% |
| 01102320 550500 ASSOCIATION DUES | 175.00 | 175.00 | 125.00 | .00 | .00 | 50.00 | 71.4% |
| 01102320 561400 PROFESSIONAL SERVI | 500.00 | 500.00 | 65.00 | .00 | 435.00 | .00 | 100.0% |
| TOTAL DISTRICT CLERK | 1,812,427.00 | 1,812,427.00 | 524,806.96 | 125,453.65 | 60,455.01 | 1,227,165.03 | 32.3% |
| 030 JUDICIAL COMPLIANCE | | | | | | | |
| 01103010 500600 STAFF EMPLOYEES | 255,310.00 | 255,310.00 | 66,205.49 | 12,696.64 | .00 | 189,104.51 | 25.9% |

02/05/2021 13:04
RScott

Lubbock County
BUDGET SUMMARIES REPORT
ACCOUNT SUMMARY JANUARY 2021

P 11
glytdbud

FOR 2021 04

| | ORIGINAL APPROP | REVISED BUDGET | YTD ACTUAL | MTD ACTUAL | ENCUMBRANCES | AVAILABLE BUDGET | PCT USED |
|------------------------------------|--------------------|-------------------|------------|------------|--------------|---------------------|-------------|
| 01103010 500900 PART TIME POSITION | 11,033.00 | 11,033.00 | .00 | .00 | .00 | 11,033.00 | .0% |
| 01103010 510100 FICA | 16,513.00 | 16,513.00 | 3,943.82 | 752.82 | .00 | 12,569.18 | 23.9% |
| 01103010 510200 MEDICARE | 3,862.00 | 3,862.00 | 922.34 | 176.06 | .00 | 2,939.66 | 23.9% |
| 01103010 510300 RETIREMENT | 29,591.00 | 29,591.00 | 7,355.44 | 1,410.60 | .00 | 22,235.56 | 24.9% |
| 01103010 510400 GROUP HEALTH INSUR | 45,186.00 | 45,186.00 | 12,142.23 | 2,301.84 | .00 | 33,043.77 | 26.9% |
| 01103010 510500 GROUP DENTAL INSUR | 2,490.00 | 2,490.00 | 693.70 | 133.22 | .00 | 1,796.30 | 27.9% |
| 01103010 510600 LIFE INSURANCE | 360.00 | 360.00 | 94.54 | 17.92 | .00 | 265.46 | 26.3% |
| 01103010 510700 UNEMPLOYMENT INSUR | 240.00 | 240.00 | 52.87 | 10.14 | .00 | 187.13 | 22.0% |
| 01103010 510900 WORKER'S COMPENSAT | 719.00 | 719.00 | 178.76 | 34.28 | .00 | 540.24 | 24.9% |
| 01103010 520100 SUPPLIES/OTH OPER | 2,500.00 | 2,500.00 | 31.96 | 31.96 | 968.04 | 1,500.00 | 40.0% |
| 01103010 550300 TRAVEL AND TRAININ | 4,000.00 | 4,000.00 | .00 | .00 | .00 | 4,000.00 | .0% |
| 01103010 550500 ASSOCIATION DUES | 400.00 | 400.00 | .00 | .00 | .00 | 400.00 | .0% |
| 01103010 561400 PROFESSIONAL SERVI | 3,000.00 | 3,000.00 | 740.25 | 246.75 | 2,220.75 | 39.00 | 98.7% |
| 01103010 562200 CONTRACT SERVICES | 12,000.00 | 12,000.00 | 9,962.22 | 73.36 | .00 | 2,037.78 | 83.0% |
| TOTAL JUDICIAL COMPLIANCE | 387,204.00 | 387,204.00 | 102,323.62 | 17,885.59 | 3,188.79 | 281,691.59 | 27.2% |
| 031 JUSTICE OF THE PEACE PCT 1 | | | | | | | |
| 01103120 500100 ELECTED OFFICIALS | 75,725.00 | 75,725.00 | 23,882.50 | 5,825.00 | .00 | 51,842.50 | 31.5% |
| 01103120 500600 STAFF EMPLOYEES | 164,302.00 | 164,302.00 | 50,431.17 | 12,049.20 | .00 | 113,870.83 | 30.7% |
| 01103120 510100 FICA | 14,882.00 | 14,882.00 | 4,245.18 | 1,021.42 | .00 | 10,636.82 | 28.5% |
| 01103120 510200 MEDICARE | 3,480.00 | 3,480.00 | 992.80 | 238.89 | .00 | 2,487.20 | 28.5% |
| 01103120 510300 RETIREMENT | 26,667.00 | 26,667.00 | 8,256.24 | 1,985.81 | .00 | 18,410.76 | 31.0% |
| 01103120 510400 GROUP HEALTH INSUR | 37,655.00 | 37,655.00 | 19,713.78 | 4,808.24 | .00 | 17,941.22 | 52.4% |
| 01103120 510500 GROUP DENTAL INSUR | 2,075.00 | 2,075.00 | 864.20 | 210.78 | .00 | 1,210.80 | 41.6% |
| 01103120 510600 LIFE INSURANCE | 300.00 | 300.00 | 91.85 | 22.40 | .00 | 208.15 | 30.6% |
| 01103120 510700 UNEMPLOYMENT INSUR | 148.00 | 148.00 | 40.25 | 9.63 | .00 | 107.75 | 27.2% |
| 01103120 510900 WORKER'S COMPENSAT | 648.00 | 648.00 | 136.20 | 32.54 | .00 | 511.80 | 21.0% |
| 01103120 520100 SUPPLIES/OTH OPER | 4,750.00 | 4,750.00 | 323.99 | 36.49 | 3,794.56 | 631.45 | 86.7% |
| 01103120 580100 INSURANCE AND BOND | 150.00 | 150.00 | .00 | .00 | .00 | 150.00 | .0% |
| TOTAL JUSTICE OF THE PEACE PCT | 330,782.00 | 330,782.00 | 108,978.16 | 26,240.40 | 3,794.56 | 218,009.28 | 34.1% |
| 032 JUSTICE OF THE PEACE PCT 2 | | | | | | | |
| 01103220 500100 ELECTED OFFICIALS | 75,725.00 | 75,725.00 | 23,882.50 | 5,825.00 | .00 | 51,842.50 | 31.5% |
| 01103220 500600 STAFF EMPLOYEES | 142,438.00 | 142,438.00 | 42,702.25 | 10,400.00 | .00 | 99,735.75 | 30.0% |
| 01103220 500700 OVERTIME COMPENSAT | .00 | .00 | 5.63 | .00 | .00 | -5.63 | 100.0%* |
| 01103220 510100 FICA | 13,526.00 | 13,526.00 | 3,925.86 | 957.86 | .00 | 9,600.14 | 29.0% |

02/05/2021 13:04
RSScott

Lubbock County
BUDGET SUMMARIES REPORT
ACCOUNT SUMMARY JANUARY 2021

P 12
glytdbud

FOR 2021 04

| | ORIGINAL APPROP | REVISED BUDGET | YTD ACTUAL | MTD ACTUAL | ENCUMBRANCES | AVAILABLE BUDGET | PCT USED |
|------------------------------------|--------------------|-------------------|------------|------------|--------------|---------------------|-------------|
| 01103220 510200 MEDICARE | 3,163.00 | 3,163.00 | 918.18 | 224.04 | .00 | 2,244.82 | 29.0% |
| 01103220 510300 RETIREMENT | 24,238.00 | 24,238.00 | 7,398.22 | 1,802.60 | .00 | 16,839.78 | 30.5% |
| 01103220 510400 GROUP HEALTH INSUR | 37,655.00 | 37,655.00 | 11,185.39 | 2,728.14 | .00 | 26,469.61 | 29.7% |
| 01103220 510500 GROUP DENTAL INSUR | 2,075.00 | 2,075.00 | 592.96 | 133.22 | .00 | 1,482.04 | 28.6% |
| 01103220 510600 LIFE INSURANCE | 300.00 | 300.00 | 91.85 | 22.40 | .00 | 208.15 | 30.6% |
| 01103220 510700 UNEMPLOYMENT INSUR | 128.00 | 128.00 | 34.16 | 8.32 | .00 | 93.84 | 26.7% |
| 01103220 510900 WORKER'S COMPENSAT | 589.00 | 589.00 | 115.32 | 28.08 | .00 | 473.68 | 19.6% |
| 01103220 520100 SUPPLIES/OTH OPER | 6,000.00 | 6,000.00 | 42.00 | 42.00 | 3,158.00 | 2,800.00 | 53.3% |
| 01103220 550300 TRAVEL AND TRAININ | 5,700.00 | 5,700.00 | .00 | .00 | 200.00 | 5,500.00 | 3.5% |
| 01103220 550500 ASSOCIATION DUES | 705.00 | 705.00 | .00 | .00 | 60.00 | 645.00 | 8.5% |
| 01103220 580100 INSURANCE AND BOND | 110.00 | 110.00 | .00 | .00 | .00 | 110.00 | .0% |
| TOTAL JUSTICE OF THE PEACE PCT | 312,352.00 | 312,352.00 | 90,894.32 | 22,171.66 | 3,418.00 | 218,039.68 | 30.2% |
| 033 JUSTICE OF THE PEACE PCT 3 | | | | | | | |
| 01103320 500100 ELECTED OFFICIALS | 75,725.00 | 75,725.00 | 23,882.50 | 5,825.00 | .00 | 51,842.50 | 31.5% |
| 01103320 500600 STAFF EMPLOYEES | 160,658.00 | 160,658.00 | 42,529.15 | 11,146.71 | .00 | 118,128.85 | 26.5% |
| 01103320 500800 TEMPORARY | 10,000.00 | 10,000.00 | 2,318.00 | 297.50 | .00 | 7,682.00 | 23.2% |
| 01103320 510100 FICA | 15,276.00 | 15,276.00 | 3,822.95 | 963.09 | .00 | 11,453.05 | 25.0% |
| 01103320 510200 MEDICARE | 3,573.00 | 3,573.00 | 894.09 | 225.25 | .00 | 2,678.91 | 25.0% |
| 01103320 510300 RETIREMENT | 26,263.00 | 26,263.00 | 7,378.36 | 1,885.56 | .00 | 18,884.64 | 28.1% |
| 01103320 510400 GROUP HEALTH INSUR | 37,655.00 | 37,655.00 | 14,720.23 | 3,590.30 | .00 | 22,934.77 | 39.1% |
| 01103320 510500 GROUP DENTAL INSUR | 2,075.00 | 2,075.00 | 826.41 | 201.56 | .00 | 1,248.59 | 39.8% |
| 01103320 510600 LIFE INSURANCE | 300.00 | 300.00 | 73.48 | 17.92 | .00 | 226.52 | 24.5% |
| 01103320 510700 UNEMPLOYMENT INSUR | 153.00 | 153.00 | 35.88 | 9.16 | .00 | 117.12 | 23.5% |
| 01103320 510900 WORKER'S COMPENSAT | 665.00 | 665.00 | 121.10 | 30.90 | .00 | 543.90 | 18.2% |
| 01103320 520100 SUPPLIES/OTH OPER | 7,500.00 | 7,500.00 | 808.43 | 126.00 | 800.00 | 5,891.57 | 21.4% |
| 01103320 522800 LAW BOOKS | 1,000.00 | 1,000.00 | .00 | .00 | .00 | 1,000.00 | .0% |
| 01103320 550300 TRAVEL AND TRAININ | 10,000.00 | 10,000.00 | .00 | .00 | .00 | 10,000.00 | .0% |
| 01103320 550500 ASSOCIATION DUES | 690.00 | 690.00 | .00 | .00 | .00 | 690.00 | .0% |
| 01103320 561400 PROFESSIONAL SERVI | 2,000.00 | 2,000.00 | .00 | .00 | .00 | 2,000.00 | .0% |
| 01103320 580100 INSURANCE AND BOND | 200.00 | 200.00 | .00 | .00 | .00 | 200.00 | .0% |
| 01103320 599900 OTHER CHARGES | 1,000.00 | 1,000.00 | .00 | .00 | 100.00 | 900.00 | 10.0% |
| TOTAL JUSTICE OF THE PEACE PCT | 354,733.00 | 354,733.00 | 97,410.58 | 24,318.95 | 900.00 | 256,422.42 | 27.7% |
| 034 JUSTICE OF THE PEACE PCT 4 | | | | | | | |
| 01103420 500100 ELECTED OFFICIALS | 75,725.00 | 75,725.00 | 23,882.50 | 5,825.00 | .00 | 51,842.50 | 31.5% |

02/05/2021 13:04
RScott

Lubbock County
BUDGET SUMMARIES REPORT
ACCOUNT SUMMARY JANUARY 2021

P 13
glytdbud

FOR 2021 04

| | ORIGINAL APPROP | REVISED BUDGET | YTD ACTUAL | MTD ACTUAL | ENCUMBRANCES | AVAILABLE BUDGET | PCT USED |
|------------------------------------|--------------------|-------------------|--------------|------------|--------------|---------------------|-------------|
| 01103420 500600 STAFF EMPLOYEES | 165,261.00 | 165,261.00 | 50,527.78 | 12,323.86 | .00 | 114,733.22 | 30.6% |
| 01103420 510100 FICA | 14,941.00 | 14,941.00 | 4,246.03 | 1,035.62 | .00 | 10,694.97 | 28.4% |
| 01103420 510200 MEDICARE | 3,494.00 | 3,494.00 | 992.95 | 242.19 | .00 | 2,501.05 | 28.4% |
| 01103420 510300 RETIREMENT | 26,774.00 | 26,774.00 | 8,267.09 | 2,016.36 | .00 | 18,506.91 | 30.9% |
| 01103420 510400 GROUP HEALTH INSUR | 37,655.00 | 37,655.00 | 22,362.29 | 5,454.22 | .00 | 15,292.71 | 59.4% |
| 01103420 510500 GROUP DENTAL INSUR | 2,075.00 | 2,075.00 | 893.24 | 217.86 | .00 | 1,181.76 | 43.0% |
| 01103420 510600 LIFE INSURANCE | 300.00 | 300.00 | 91.85 | 22.40 | .00 | 208.15 | 30.6% |
| 01103420 510700 UNEMPLOYMENT INSUR | 149.00 | 149.00 | 40.42 | 9.86 | .00 | 108.58 | 27.1% |
| 01103420 510900 WORKER'S COMPENSAT | 651.00 | 651.00 | 136.45 | 33.28 | .00 | 514.55 | 21.0% |
| 01103420 520100 SUPPLIES/OTH OPER | 4,000.00 | 4,000.00 | 685.05 | 72.22 | 1,982.54 | 1,332.41 | 66.7% |
| 01103420 522800 LAW BOOKS | 200.00 | 200.00 | .00 | .00 | .00 | 200.00 | .0% |
| 01103420 550300 TRAVEL AND TRAININ | 2,500.00 | 2,500.00 | .00 | .00 | .00 | 2,500.00 | .0% |
| 01103420 550500 ASSOCIATION DUES | 175.00 | 175.00 | 60.00 | .00 | .00 | 115.00 | 34.3% |
| TOTAL JUSTICE OF THE PEACE PCT | 333,900.00 | 333,900.00 | 112,185.65 | 27,252.87 | 1,982.54 | 219,731.81 | 34.2% |
| 038 CENTRAL JURY | | | | | | | |
| 01103820 520100 SUPPLIES/OTH OPER | 56,352.00 | 56,352.00 | 3,439.59 | 713.70 | 51,689.10 | 1,223.31 | 97.8% |
| 01103820 590100 JURY PAY | 300,000.00 | 300,000.00 | 9,324.00 | 4,670.00 | 6,500.00 | 284,176.00 | 5.3% |
| TOTAL CENTRAL JURY | 356,352.00 | 356,352.00 | 12,763.59 | 5,383.70 | 58,189.10 | 285,399.31 | 19.9% |
| 039 JUDICIAL | | | | | | | |
| 01103920 522800 LAW BOOKS | 11,000.00 | 11,000.00 | 2,230.00 | 725.00 | 6,525.00 | 2,245.00 | 79.6% |
| 01103920 560100 APPOINTED ATTYS-CI | 1,052,000.00 | 1,052,000.00 | 265,551.97 | 76,633.14 | .00 | 786,448.03 | 25.2% |
| 01103920 560200 APPOINTED ATTYS-CR | 30,000.00 | 30,000.00 | 500.00 | 500.00 | .00 | 29,500.00 | 1.7% |
| 01103920 560300 APPOINTED ATTYS-JU | 100,000.00 | 100,000.00 | 27,495.00 | 6,835.00 | .00 | 72,505.00 | 27.5% |
| 01103920 560400 APPOINTED ATTYS-ME | 57,000.00 | 57,000.00 | 7,808.75 | 3,758.75 | .00 | 49,191.25 | 13.7% |
| 01103920 560500 COURT REPORTER TRA | 140,000.00 | 140,000.00 | 2,087.00 | 751.50 | .00 | 137,913.00 | 1.5% |
| 01103920 560700 APPTED JUDGE/REPT | 60,000.00 | 60,000.00 | 8,674.00 | 3,749.00 | .00 | 51,326.00 | 14.5% |
| 01103920 560800 WITNESS/INTERPRETE | 45,000.00 | 45,000.00 | 24,680.33 | 4,055.48 | 1,769.84 | 18,549.83 | 58.8% |
| 01103920 561100 INMATE MEDICAL | 5,000.00 | 5,000.00 | .00 | .00 | .00 | 5,000.00 | .0% |
| 01103920 561400 PROFESSIONAL SERVI | 150,500.00 | 150,500.00 | 57,895.64 | 11,566.00 | .00 | 92,604.36 | 38.5% |
| 01103920 562200 CONTRACT SERVICES | 4,578,000.00 | 4,614,578.00 | 2,614,981.00 | 76,379.00 | 1,998,209.00 | 1,388.00 | 100.0% |
| 01103920 562320 EXPERT WITNESS-JUV | 560.00 | 560.00 | .00 | .00 | .00 | 560.00 | .0% |
| 01103920 562700 EXPERT WITNESS-CRI | 150,000.00 | 150,000.00 | 32,520.00 | 28,755.00 | .00 | 117,480.00 | 21.7% |
| 01103920 564100 INVESTIGATOR EXP-C | 1,000.00 | 1,000.00 | .00 | .00 | .00 | 1,000.00 | .0% |
| 01103920 564210 INVESTIGATOR EXP-C | 150,000.00 | 150,000.00 | .00 | .00 | .00 | 150,000.00 | .0% |

02/05/2021 13:04
RScott

Lubbock County
BUDGET SUMMARIES REPORT
ACCOUNT SUMMARY JANUARY 2021

P 14
glytdbud

FOR 2021 04

| | ORIGINAL APPROP | REVISED BUDGET | YTD ACTUAL | MTD ACTUAL | ENCUMBRANCES | AVAILABLE BUDGET | PCT USED |
|------------------------------------|--------------------|-------------------|--------------|------------|--------------|---------------------|-------------|
| 01103920 564300 INVESTIGATOR EXP-J | 300.00 | 300.00 | .00 | .00 | .00 | 300.00 | .0% |
| 01103920 590200 JURY EXPENSE | 1,500.00 | 1,500.00 | .00 | .00 | 1,500.00 | .00 | 100.0% |
| 01103920 599960 JUDICIAL SUPPORT | 41,670.00 | 41,670.00 | 33,844.33 | .00 | .00 | 7,825.67 | 81.2% |
| TOTAL JUDICIAL | 6,573,530.00 | 6,610,108.00 | 3,078,268.02 | 213,707.87 | 2,008,003.84 | 1,523,836.14 | 76.9% |
| 040 DISTRICT ATTORNEY | | | | | | | |
| 01104025 500100 ELECTED OFFICIALS | 30,000.00 | 30,000.00 | 9,316.43 | 2,307.70 | .00 | 20,683.57 | 31.1% |
| 01104025 500200 APPOINTED OFFICIAL | 285,242.00 | 285,242.00 | 78,846.20 | 19,230.78 | .00 | 206,395.80 | 27.6% |
| 01104025 500600 STAFF EMPLOYEES | 4,838,114.00 | 4,838,114.00 | 1,498,959.40 | 359,845.39 | .00 | 3,339,154.60 | 31.0% |
| 01104025 500700 OVERTIME COMPENSAT | 5,720.00 | 5,720.00 | 402.47 | 73.94 | .00 | 5,317.53 | 7.0% |
| 01104025 500800 TEMPORARY | 54,065.00 | 54,065.00 | 10,920.75 | 3,047.25 | .00 | 43,144.25 | 20.2% |
| 01104025 500900 PART TIME POSITION | 52,366.00 | 52,366.00 | 18,361.08 | 4,526.14 | .00 | 34,004.92 | 35.1% |
| 01104025 501301 LONGEVITY CDA | .00 | .00 | 3,880.00 | .00 | .00 | -3,880.00 | 100.0%* |
| 01104025 510100 FICA | 326,461.00 | 326,461.00 | 97,773.93 | 23,255.87 | .00 | 228,687.07 | 29.9% |
| 01104025 510200 MEDICARE | 76,350.00 | 76,350.00 | 22,866.28 | 5,438.87 | .00 | 53,483.72 | 29.9% |
| 01104025 510300 RETIREMENT | 578,991.00 | 578,991.00 | 179,973.75 | 42,882.85 | .00 | 399,017.25 | 31.1% |
| 01104025 510400 GROUP HEALTH INSUR | 557,294.00 | 557,294.00 | 185,112.11 | 45,231.68 | .00 | 372,181.89 | 33.2% |
| 01104025 510500 GROUP DENTAL INSUR | 30,710.00 | 30,710.00 | 9,594.40 | 2,334.70 | .00 | 21,115.60 | 31.2% |
| 01104025 510600 LIFE INSURANCE | 4,440.00 | 4,440.00 | 1,358.29 | 334.60 | .00 | 3,081.71 | 30.6% |
| 01104025 510700 UNEMPLOYMENT INSUR | 4,712.00 | 4,712.00 | 1,297.03 | 309.33 | .00 | 3,414.97 | 27.5% |
| 01104025 510900 WORKER'S COMPENSAT | 14,217.00 | 14,217.00 | 4,378.04 | 1,044.16 | .00 | 9,838.96 | 30.8% |
| 01104025 520100 SUPPLIES/OTH OPER | 54,245.00 | 54,245.00 | 3,891.09 | 358.73 | 24,673.91 | 25,680.00 | 52.7% |
| 01104025 522800 LAW BOOKS | 12,000.00 | 12,000.00 | 6,241.54 | 3,148.58 | 5,758.46 | .00 | 100.0% |
| 01104025 523100 NON-CAPITAL EQUIPM | 2,135.00 | 2,135.00 | .00 | .00 | .00 | 2,135.00 | .0% |
| 01104025 530100 EQUIPMENT OPER/MAI | 5,000.00 | 5,000.00 | .00 | .00 | .00 | 5,000.00 | .0% |
| 01104025 530200 VEHICLE OPERATION/ | 30,000.00 | 30,000.00 | 1,799.59 | 434.95 | 22,223.40 | 5,977.01 | 80.1% |
| 01104025 550300 TRAVEL AND TRAININ | 14,250.00 | 14,250.00 | .00 | .00 | .00 | 14,250.00 | .0% |
| 01104025 550500 ASSOCIATION DUES | 8,000.00 | 8,000.00 | .00 | .00 | .00 | 8,000.00 | .0% |
| 01104025 560600 TRANSCRIPTIONS & A | 17,000.00 | 17,000.00 | .00 | .00 | .00 | 17,000.00 | .0% |
| 01104025 561400 PROFESSIONAL SERVI | 2,500.00 | 2,500.00 | .00 | .00 | .00 | 2,500.00 | .0% |
| 01104025 562200 CONTRACT SERVICES | 160,337.00 | 160,337.00 | .00 | .00 | 160,337.00 | .00 | 100.0% |
| 01104025 580100 INSURANCE AND BOND | 100.00 | 100.00 | .00 | .00 | .00 | 100.00 | .0% |
| TOTAL DISTRICT ATTORNEY | 7,164,249.00 | 7,164,249.00 | 2,134,972.38 | 513,805.52 | 212,992.77 | 4,816,283.85 | 32.8% |
| 041 CONSTABLE PCT 1 | | | | | | | |
| 01104130 500100 ELECTED OFFICIALS | 51,590.00 | 51,590.00 | 16,270.69 | 3,968.46 | .00 | 35,319.31 | 31.5% |

02/05/2021 13:04
RScott

Lubbock County
BUDGET SUMMARIES REPORT
ACCOUNT SUMMARY JANUARY 2021

P 15
glytdbud

FOR 2021 04

| | ORIGINAL APPROP | REVISED BUDGET | YTD ACTUAL | MTD ACTUAL | ENCUMBRANCES | AVAILABLE BUDGET | PCT USED |
|------------------------------------|--------------------|-------------------|------------|------------|--------------|---------------------|-------------|
| 01104130 510100 FICA | 3,199.00 | 3,199.00 | 976.54 | 238.18 | .00 | 2,222.46 | 30.5% |
| 01104130 510200 MEDICARE | 748.00 | 748.00 | 228.37 | 55.70 | .00 | 519.63 | 30.5% |
| 01104130 510300 RETIREMENT | 5,732.00 | 5,732.00 | 1,807.69 | 440.90 | .00 | 3,924.31 | 31.5% |
| 01104130 510400 GROUP HEALTH INSUR | 7,531.00 | 7,531.00 | 2,359.39 | 575.46 | .00 | 5,171.61 | 31.3% |
| 01104130 510500 GROUP DENTAL INSUR | 415.00 | 415.00 | 128.66 | 31.38 | .00 | 286.34 | 31.0% |
| 01104130 510600 LIFE INSURANCE | 60.00 | 60.00 | 18.37 | 4.48 | .00 | 41.63 | 30.6% |
| 01104130 510900 WORKER'S COMPENSAT | 2,177.00 | 2,177.00 | .00 | .00 | .00 | 2,177.00 | .0% |
| 01104130 520100 SUPPLIES/OTH OPER | 999.00 | 994.00 | .00 | .00 | .00 | 994.00 | .0% |
| 01104130 522400 UNIFORMS | 800.00 | 800.00 | .00 | .00 | .00 | 800.00 | .0% |
| 01104130 530100 EQUIPMENT OPER/MAI | 300.00 | 300.00 | .00 | .00 | .00 | 300.00 | .0% |
| 01104130 530200 VEHICLE OPERATION/ | 9,000.00 | 9,000.00 | 556.38 | 214.40 | 3,451.28 | 4,992.34 | 44.5% |
| 01104130 530800 SOFTWARE MAINTENAN | 3,157.00 | 3,162.00 | 600.00 | 150.00 | 2,561.40 | .60 | 100.0% |
| 01104130 540100 COMMUNICATIONS - M | 3,000.00 | 3,000.00 | 283.41 | 94.47 | 2,716.59 | .00 | 100.0% |
| 01104130 550300 TRAVEL AND TRAININ | 1,000.00 | 1,000.00 | 125.00 | 125.00 | .00 | 875.00 | 12.5% |
| 01104130 550500 ASSOCIATION DUES | 180.00 | 180.00 | .00 | .00 | .00 | 180.00 | .0% |
| 01104130 580100 INSURANCE AND BOND | 178.00 | 178.00 | 178.00 | 178.00 | .00 | .00 | 100.0% |
| TOTAL CONSTABLE PCT 1 | 90,066.00 | 90,066.00 | 23,532.50 | 6,076.43 | 8,729.27 | 57,804.23 | 35.8% |

042 CONSTABLE PCT 2

| | | | | | | | |
|------------------------------------|-----------|-----------|-----------|----------|----------|-----------|--------|
| 01104230 500100 ELECTED OFFICIALS | 51,590.00 | 51,590.00 | 16,270.69 | 3,968.46 | .00 | 35,319.31 | 31.5% |
| 01104230 510100 FICA | 3,199.00 | 3,199.00 | 928.16 | 226.38 | .00 | 2,270.84 | 29.0% |
| 01104230 510200 MEDICARE | 748.00 | 748.00 | 217.05 | 52.94 | .00 | 530.95 | 29.0% |
| 01104230 510300 RETIREMENT | 5,732.00 | 5,732.00 | 1,807.69 | 440.90 | .00 | 3,924.31 | 31.5% |
| 01104230 510400 GROUP HEALTH INSUR | 7,531.00 | 7,531.00 | 4,405.61 | 1,074.54 | .00 | 3,125.39 | 58.5% |
| 01104230 510500 GROUP DENTAL INSUR | 415.00 | 415.00 | 160.23 | 39.08 | .00 | 254.77 | 38.6% |
| 01104230 510600 LIFE INSURANCE | 60.00 | 60.00 | 18.37 | 4.48 | .00 | 41.63 | 30.6% |
| 01104230 510900 WORKER'S COMPENSAT | 2,177.00 | 2,177.00 | .00 | .00 | .00 | 2,177.00 | .0% |
| 01104230 520100 SUPPLIES/OTH OPER | 800.00 | 800.00 | 178.00 | 178.00 | .00 | 622.00 | 22.3% |
| 01104230 522400 UNIFORMS | 400.00 | 400.00 | .00 | .00 | .00 | 400.00 | .0% |
| 01104230 530100 EQUIPMENT OPER/MAI | 300.00 | 300.00 | .00 | .00 | .00 | 300.00 | .0% |
| 01104230 530200 VEHICLE OPERATION/ | 6,000.00 | 6,000.00 | 367.11 | 129.82 | 2,253.56 | 3,379.33 | 43.7% |
| 01104230 530800 SOFTWARE MAINTENAN | 1,357.00 | 1,357.00 | .00 | .00 | .00 | 1,357.00 | .0% |
| 01104230 540100 COMMUNICATIONS - M | 3,000.00 | 3,000.00 | 357.10 | .00 | 1,789.00 | 853.90 | 71.5% |
| 01104230 550300 TRAVEL AND TRAININ | 1,425.00 | 1,425.00 | .00 | .00 | .00 | 1,425.00 | .0% |
| 01104230 550500 ASSOCIATION DUES | 120.00 | 120.00 | 60.00 | 60.00 | .00 | 60.00 | 50.0% |
| 01104230 580100 INSURANCE AND BOND | 178.00 | 178.00 | 178.00 | .00 | .00 | .00 | 100.0% |
| TOTAL CONSTABLE PCT 2 | 85,032.00 | 85,032.00 | 24,948.01 | 6,174.60 | 4,042.56 | 56,041.43 | 34.1% |

043 CONSTABLE PCT 3

| | | | | | | | |
|-----------------------------------|-----------|-----------|-----------|----------|-----|-----------|-------|
| 01104330 500100 ELECTED OFFICIALS | 51,590.00 | 51,590.00 | 16,270.69 | 3,968.46 | .00 | 35,319.31 | 31.5% |
|-----------------------------------|-----------|-----------|-----------|----------|-----|-----------|-------|

02/05/2021 13:04
RScott

Lubbock County
BUDGET SUMMARIES REPORT
ACCOUNT SUMMARY JANUARY 2021

P 16
glytdbud

FOR 2021 04

| | ORIGINAL APPROP | REVISED BUDGET | YTD ACTUAL | MTD ACTUAL | ENCUMBRANCES | AVAILABLE BUDGET | PCT USED |
|------------------------------------|-----------------|----------------|------------|------------|--------------|------------------|----------|
| 01104330 510100 FICA | 3,199.00 | 3,199.00 | 904.54 | 220.62 | .00 | 2,294.46 | 28.3% |
| 01104330 510200 MEDICARE | 748.00 | 748.00 | 211.56 | 51.60 | .00 | 536.44 | 28.3% |
| 01104330 510300 RETIREMENT | 5,732.00 | 5,732.00 | 1,807.69 | 440.90 | .00 | 3,924.31 | 31.5% |
| 01104330 510400 GROUP HEALTH INSUR | 7,531.00 | 7,531.00 | 2,232.61 | 544.54 | .00 | 5,298.39 | 29.6% |
| 01104330 510500 GROUP DENTAL INSUR | 415.00 | 415.00 | 128.66 | 31.38 | .00 | 286.34 | 31.0% |
| 01104330 510600 LIFE INSURANCE | 60.00 | 60.00 | 18.37 | 4.48 | .00 | 41.63 | 30.6% |
| 01104330 510900 WORKER'S COMPENSAT | 2,177.00 | 2,177.00 | .00 | .00 | .00 | 2,177.00 | .0% |
| 01104330 520100 SUPPLIES/OTH OPER | 1,000.00 | 1,000.00 | 178.00 | .00 | .00 | 822.00 | 17.8% |
| 01104330 522400 UNIFORMS | 60.00 | 60.00 | .00 | .00 | .00 | 60.00 | .0% |
| 01104330 523100 NON-CAPITAL EQUIPM | 5,000.00 | 5,000.00 | .00 | .00 | .00 | 5,000.00 | .0% |
| 01104330 530200 VEHICLE OPERATION/ | 8,000.00 | 8,000.00 | 1,313.79 | 914.98 | 3,347.66 | 3,338.55 | 58.3% |
| 01104330 530800 SOFTWARE MAINTENAN | 1,200.00 | 1,200.00 | .00 | .00 | .00 | 1,200.00 | .0% |
| 01104330 540100 COMMUNICATIONS - M | 3,000.00 | 3,000.00 | .00 | .00 | 646.10 | 2,353.90 | 21.5% |
| 01104330 550300 TRAVEL AND TRAININ | 1,425.00 | 1,425.00 | .00 | .00 | .00 | 1,425.00 | .0% |
| 01104330 550500 ASSOCIATION DUES | 60.00 | 60.00 | .00 | .00 | .00 | 60.00 | .0% |
| TOTAL CONSTABLE PCT 3 | 91,197.00 | 91,197.00 | 23,065.91 | 6,176.96 | 3,993.76 | 64,137.33 | 29.7% |
| 044 CONSTABLE PCT 4 | | | | | | | |
| 01104430 500100 ELECTED OFFICIALS | 51,590.00 | 51,590.00 | 16,270.69 | 3,968.46 | .00 | 35,319.31 | 31.5% |
| 01104430 510100 FICA | 3,199.00 | 3,199.00 | 910.53 | 222.08 | .00 | 2,288.47 | 28.5% |
| 01104430 510200 MEDICARE | 748.00 | 748.00 | 212.95 | 51.94 | .00 | 535.05 | 28.5% |
| 01104430 510300 RETIREMENT | 5,732.00 | 5,732.00 | 1,807.69 | 440.90 | .00 | 3,924.31 | 31.5% |
| 01104430 510400 GROUP HEALTH INSUR | 7,531.00 | 7,531.00 | 4,405.61 | 1,074.54 | .00 | 3,125.39 | 58.5% |
| 01104430 510500 GROUP DENTAL INSUR | 415.00 | 415.00 | 222.06 | 54.16 | .00 | 192.94 | 53.5% |
| 01104430 510600 LIFE INSURANCE | 60.00 | 60.00 | 18.37 | 4.48 | .00 | 41.63 | 30.6% |
| 01104430 510900 WORKER'S COMPENSAT | 2,177.00 | 2,177.00 | .00 | .00 | .00 | 2,177.00 | .0% |
| 01104430 520100 SUPPLIES/OTH OPER | 1,000.00 | 1,000.00 | .00 | .00 | .00 | 1,000.00 | .0% |
| 01104430 522400 UNIFORMS | 1,000.00 | 1,000.00 | 32.00 | .00 | .00 | 968.00 | 3.2% |
| 01104430 523100 NON-CAPITAL EQUIPM | 1,600.00 | 1,600.00 | .00 | .00 | .00 | 1,600.00 | .0% |
| 01104430 530100 EQUIPMENT OPER/MAI | 300.00 | 300.00 | .00 | .00 | .00 | 300.00 | .0% |
| 01104430 530200 VEHICLE OPERATION/ | 10,000.00 | 10,000.00 | 392.50 | 144.10 | 2,615.16 | 6,992.34 | 30.1% |
| 01104430 530800 SOFTWARE MAINTENAN | 2,555.00 | 2,555.00 | 600.00 | 200.00 | 1,800.00 | 155.00 | 93.9% |
| 01104430 540100 COMMUNICATIONS - M | 1,900.00 | 1,900.00 | 235.49 | 78.20 | 784.51 | 880.00 | 53.7% |
| 01104430 550300 TRAVEL AND TRAININ | 2,000.00 | 2,000.00 | .00 | .00 | .00 | 2,000.00 | .0% |
| 01104430 550500 ASSOCIATION DUES | 180.00 | 180.00 | 60.00 | .00 | .00 | 120.00 | 33.3% |
| 01104430 580100 INSURANCE AND BOND | 178.00 | 178.00 | 178.00 | .00 | .00 | .00 | 100.0% |
| TOTAL CONSTABLE PCT 4 | 92,165.00 | 92,165.00 | 25,345.89 | 6,238.86 | 5,199.67 | 61,619.44 | 33.1% |
| 045 MEDICAL EXAMINER | | | | | | | |
| 01104530 500200 APPOINTED OFFICIAL | .00 | 120,000.00 | 37,846.12 | 9,230.76 | .00 | 82,153.88 | 31.5% |

02/05/2021 13:04
RScott

Lubbock County
BUDGET SUMMARIES REPORT
ACCOUNT SUMMARY JANUARY 2021

P 17
glytdbud

FOR 2021 04

| | ORIGINAL APPROP | REVISED BUDGET | YTD ACTUAL | MTD ACTUAL | ENCUMBRANCES | AVAILABLE BUDGET | PCT USED |
|------------------------------------|--------------------|-------------------|--------------|------------|--------------|---------------------|-------------|
| 01104530 500600 STAFF EMPLOYEES | 622,037.00 | 502,037.00 | 129,798.70 | 33,441.45 | .00 | 372,238.30 | 25.9% |
| 01104530 500700 OVERTIME COMPENSAT | 1,000.00 | 1,000.00 | .00 | .00 | .00 | 1,000.00 | .0% |
| 01104530 510100 FICA | 38,628.00 | 38,628.00 | 10,092.28 | 2,573.23 | .00 | 28,535.72 | 26.1% |
| 01104530 510200 MEDICARE | 9,034.00 | 9,034.00 | 2,360.38 | 601.81 | .00 | 6,673.62 | 26.1% |
| 01104530 510300 RETIREMENT | 69,219.00 | 69,219.00 | 18,625.31 | 4,740.87 | .00 | 50,593.69 | 26.9% |
| 01104530 510400 GROUP HEALTH INSUR | 97,903.00 | 97,903.00 | 22,086.13 | 5,316.68 | .00 | 75,816.87 | 22.6% |
| 01104530 510500 GROUP DENTAL INSUR | 5,395.00 | 5,395.00 | 1,151.45 | 250.14 | .00 | 4,243.55 | 21.3% |
| 01104530 510600 LIFE INSURANCE | 780.00 | 780.00 | 149.20 | 35.84 | .00 | 630.80 | 19.1% |
| 01104530 510700 UNEMPLOYMENT INSUR | 561.00 | 561.00 | 134.13 | 34.14 | .00 | 426.87 | 23.9% |
| 01104530 510900 WORKER'S COMPENSAT | 7,663.00 | 7,663.00 | 2,472.08 | 628.62 | .00 | 5,190.92 | 32.3% |
| 01104530 520100 SUPPLIES/OTH OPER | 119,726.00 | 119,726.00 | 5,706.23 | 1,965.64 | 37,934.57 | 76,085.20 | 36.5% |
| 01104530 522400 UNIFORMS | 5,000.00 | 5,000.00 | .00 | .00 | .00 | 5,000.00 | .0% |
| 01104530 523000 NON-CAPITAL SOFTWA | 1,742.00 | 1,742.00 | .00 | .00 | .00 | 1,742.00 | .0% |
| 01104530 523100 NON-CAPITAL EQUIPM | 3,200.00 | 3,200.00 | .00 | .00 | .00 | 3,200.00 | .0% |
| 01104530 530100 EQUIPMENT OPER/MAI | 11,995.00 | 11,995.00 | .00 | .00 | .00 | 11,995.00 | .0% |
| 01104530 530200 VEHICLE OPERATION/ | 15,000.00 | 15,000.00 | 341.39 | 165.91 | 3,666.27 | 10,992.34 | 26.7% |
| 01104530 530800 SOFTWARE MAINTENAN | 11,250.00 | 11,250.00 | 3,751.84 | .00 | 1,537.53 | 5,960.63 | 47.0% |
| 01104530 540100 COMMUNICATIONS - M | 32,000.00 | 32,000.00 | 2,359.90 | 1,560.96 | 18,840.10 | 10,800.00 | 66.3% |
| 01104530 550300 TRAVEL AND TRAININ | 15,865.00 | 15,865.00 | 703.53 | 20.00 | .00 | 15,161.47 | 4.4% |
| 01104530 550500 ASSOCIATION DUES | 200.00 | 200.00 | 50.00 | 50.00 | .00 | 150.00 | 25.0% |
| 01104530 561400 PROFESSIONAL SERVI | 1,364,000.00 | 1,100,000.00 | 292,793.85 | 71,578.00 | 807,206.15 | .00 | 100.0% |
| 01104530 562200 CONTRACT SERVICES | 42,000.00 | 306,000.00 | 61,968.88 | 39,563.47 | 236,298.88 | 7,732.24 | 97.5% |
| 01104530 570200 BUILDING RENTAL | 188,964.00 | 188,964.00 | 31,494.00 | .00 | 157,470.00 | .00 | 100.0% |
| 01104530 580100 INSURANCE AND BOND | 100.00 | 100.00 | .00 | .00 | .00 | 100.00 | .0% |
| TOTAL MEDICAL EXAMINER | 2,663,262.00 | 2,663,262.00 | 623,885.40 | 171,757.52 | 1,262,953.50 | 776,423.10 | 70.8% |
| 046 SHERIFF | | | | | | | |
| 01104630 500100 ELECTED OFFICIALS | 118,920.00 | 118,920.00 | 37,505.49 | 9,147.68 | .00 | 81,414.51 | 31.5% |
| 01104630 500600 STAFF EMPLOYEES | 8,437,934.00 | 8,437,934.00 | 2,469,908.16 | 611,887.50 | .00 | 5,968,025.84 | 29.3% |
| 01104630 500700 OVERTIME COMPENSAT | 165,000.00 | 165,000.00 | 116,038.89 | 18,892.41 | .00 | 48,961.11 | 70.3% |
| 01104630 500900 PART TIME POSITION | 68,496.00 | 68,496.00 | 17,335.59 | 4,198.31 | .00 | 51,160.41 | 25.3% |
| 01104630 501300 LONGEVITY | 50,000.00 | 50,000.00 | 16,626.64 | 4,463.35 | .00 | 33,373.36 | 33.3% |
| 01104630 501400 INCENTIVE PAY | 225,000.00 | 225,000.00 | 98,144.78 | 23,850.25 | .00 | 126,855.22 | 43.6% |
| 01104630 510100 FICA | 562,052.00 | 562,052.00 | 163,021.86 | 39,609.87 | .00 | 399,030.14 | 29.0% |
| 01104630 510200 MEDICARE | 131,448.00 | 131,448.00 | 38,126.09 | 9,263.55 | .00 | 93,321.91 | 29.0% |
| 01104630 510300 RETIREMENT | 1,007,160.00 | 1,007,160.00 | 306,142.64 | 74,708.08 | .00 | 701,017.36 | 30.4% |
| 01104630 510400 GROUP HEALTH INSUR | 1,197,429.00 | 1,197,429.00 | 402,279.56 | 102,793.64 | .00 | 795,149.44 | 33.6% |
| 01104630 510500 GROUP DENTAL INSUR | 65,985.00 | 65,985.00 | 21,819.13 | 5,553.88 | .00 | 44,165.87 | 33.1% |
| 01104630 510600 LIFE INSURANCE | 9,540.00 | 9,540.00 | 2,618.19 | 660.97 | .00 | 6,921.81 | 27.4% |
| 01104630 510700 UNEMPLOYMENT INSUR | 8,051.00 | 8,051.00 | 2,174.67 | 530.79 | .00 | 5,876.33 | 27.0% |

02/05/2021 13:04
RScott

Lubbock County
BUDGET SUMMARIES REPORT
ACCOUNT SUMMARY JANUARY 2021

P 18
glytdbud

FOR 2021 04

| | ORIGINAL APPROP | REVISED BUDGET | YTD ACTUAL | MTD ACTUAL | ENCUMBRANCES | AVAILABLE BUDGET | PCT USED |
|------------------------------------|--------------------|-------------------|--------------|--------------|--------------|---------------------|-------------|
| 01104630 510900 WORKER'S COMPENSAT | 382,557.00 | 382,557.00 | 112,904.47 | 27,801.68 | .00 | 269,652.53 | 29.5% |
| 01104630 520100 SUPPLIES/OTH OPER | 320,000.00 | 320,000.00 | 22,720.56 | 9,789.39 | 157,814.98 | 139,464.46 | 56.4% |
| 01104630 522400 UNIFORMS | 135,000.00 | 135,000.00 | 30,225.68 | 8,070.50 | 55,007.98 | 49,766.34 | 63.1% |
| 01104630 522800 LAW BOOKS | 3,500.00 | 3,500.00 | .00 | .00 | .00 | 3,500.00 | .0% |
| 01104630 523000 NON-CAPITAL SOFTWA | 11,000.00 | 11,000.00 | .00 | .00 | .00 | 11,000.00 | .0% |
| 01104630 523100 NON-CAPITAL EQUIPM | 120,500.00 | 120,500.00 | 44,554.17 | .00 | 29,925.00 | 46,020.83 | 61.8% |
| 01104630 530100 EQUIPMENT OPER/MAI | 171,300.00 | 171,300.00 | 39,078.03 | 477.25 | 5,851.25 | 126,370.72 | 26.2% |
| 01104630 530200 VEHICLE OPERATION/ | 880,000.00 | 880,000.00 | 105,154.89 | 47,837.95 | 680,958.54 | 93,886.57 | 89.3% |
| 01104630 530800 SOFTWARE MAINTENAN | 67,900.00 | 67,900.00 | 46,867.69 | 100.00 | 3,882.26 | 17,150.05 | 74.7% |
| 01104630 540100 COMMUNICATIONS - M | 138,300.00 | 138,300.00 | 28,287.47 | 9,548.77 | 91,998.33 | 18,014.20 | 87.0% |
| 01104630 550300 TRAVEL AND TRAININ | 95,000.00 | 95,000.00 | 8,581.07 | 1,511.40 | .00 | 86,418.93 | 9.0% |
| 01104630 550500 ASSOCIATION DUES | 2,298.00 | 2,298.00 | 63.00 | 63.00 | .00 | 2,235.00 | 2.7% |
| 01104630 551100 LICENSE AND FEES | 500.00 | 500.00 | 350.00 | .00 | 120.00 | 30.00 | 94.0% |
| 01104630 561300 EMPLOYEE MEDICAL S | 3,000.00 | 3,000.00 | 450.00 | 225.00 | 2,300.00 | 250.00 | 91.7% |
| 01104630 561400 PROFESSIONAL SERVI | 35,000.00 | 35,000.00 | 863.22 | 837.39 | 27,388.01 | 6,748.77 | 80.7% |
| 01104630 562200 CONTRACT SERVICES | 20,100.00 | 20,100.00 | 11,994.13 | 8,774.00 | 3,150.00 | 4,955.87 | 75.3% |
| 01104630 580100 INSURANCE AND BOND | 1,200.00 | 1,200.00 | 238.75 | .00 | .00 | 961.25 | 19.9% |
| 01104630 590600 INVESTIGATIVE EXPE | 15,700.00 | 15,700.00 | 3,922.10 | 610.98 | 5,548.82 | 6,229.08 | 60.3% |
| 01104630 599400 EMERGENCY MGT OPER | 11,000.00 | 11,000.00 | 2,574.42 | 62.14 | .00 | 8,425.58 | 23.4% |
| 01104630 599700 CLEANUP PROGRAM | 14,000.00 | 14,000.00 | .00 | .00 | 12,000.00 | 2,000.00 | 85.7% |
| 01104630 599946 CORONA EMERGENCY S | .00 | .00 | 615.24 | .00 | .00 | -615.24 | 100.0%* |
| 01104630 664600 CAPITAL OUTLAY-SHE | 803,000.00 | 803,000.00 | .00 | .00 | 546,569.07 | 256,430.93 | 68.1% |
| TOTAL SHERIFF | 15,277,870.00 | 15,277,870.00 | 4,151,186.58 | 1,021,269.73 | 1,622,514.24 | 9,504,169.18 | 37.8% |
| 047 DETENTION CENTER | | | | | | | |
| 01104730 500600 STAFF EMPLOYEES | 17,019,517.00 | 17,019,517.00 | 5,061,789.68 | 1,244,042.84 | .00 | 11,957,727.32 | 29.7% |
| 01104730 500700 OVERTIME COMPENSAT | 200,000.00 | 200,000.00 | 217,826.87 | 24,908.64 | .00 | -17,826.87 | 108.9%* |
| 01104730 501300 LONGEVITY | 33,000.00 | 33,000.00 | 10,640.41 | 3,175.00 | .00 | 22,359.59 | 32.2% |
| 01104730 501400 INCENTIVE PAY | 300,000.00 | 300,000.00 | 120,231.67 | 29,297.18 | .00 | 179,768.33 | 40.1% |
| 01104730 510100 FICA | 1,088,256.00 | 1,088,256.00 | 320,908.29 | 76,754.37 | .00 | 767,347.71 | 29.5% |
| 01104730 510200 MEDICARE | 254,512.00 | 254,512.00 | 75,052.10 | 17,950.97 | .00 | 179,459.90 | 29.5% |
| 01104730 510300 RETIREMENT | 1,950,085.00 | 1,950,085.00 | 602,532.87 | 144,799.58 | .00 | 1,347,552.13 | 30.9% |
| 01104730 510400 GROUP HEALTH INSUR | 2,643,381.00 | 2,643,381.00 | 888,898.35 | 222,085.17 | .00 | 1,754,482.65 | 33.6% |
| 01104730 510500 GROUP DENTAL INSUR | 145,665.00 | 145,665.00 | 44,463.05 | 11,070.63 | .00 | 101,201.95 | 30.5% |
| 01104730 510600 LIFE INSURANCE | 21,060.00 | 21,060.00 | 5,735.77 | 1,415.77 | .00 | 15,324.23 | 27.2% |
| 01104730 510700 UNEMPLOYMENT INSUR | 15,797.00 | 15,797.00 | 4,338.82 | 1,042.68 | .00 | 11,458.18 | 27.5% |
| 01104730 510900 WORKER'S COMPENSAT | 740,716.00 | 740,716.00 | 227,182.55 | 54,859.62 | .00 | 513,533.45 | 30.7% |
| 01104730 520100 SUPPLIES/OTH OPER | 342,000.00 | 342,000.00 | 66,909.87 | 34,230.19 | 201,894.35 | 73,195.78 | 78.6% |
| 01104730 520600 KITCHEN SUPPLIES | 33,000.00 | 33,000.00 | 6,588.58 | 2,246.57 | 17,612.70 | 8,798.72 | 73.3% |
| 01104730 521900 FOOD | 1,457,450.00 | 1,457,450.00 | 337,281.92 | 84,115.60 | 1,085,718.08 | 34,450.00 | 97.6% |

02/05/2021 13:04
RScott

Lubbock County
BUDGET SUMMARIES REPORT
ACCOUNT SUMMARY JANUARY 2021

P 19
glytdbud

FOR 2021 04

| | ORIGINAL APPROP | REVISED BUDGET | YTD ACTUAL | MTD ACTUAL | ENCUMBRANCES | AVAILABLE BUDGET | PCT USED |
|------------------------------------|--------------------|-------------------|--------------|--------------|--------------|---------------------|-------------|
| 01104730 522400 UNIFORMS | 130,000.00 | 130,000.00 | 63,558.62 | 16,692.35 | 65,671.38 | 770.00 | 99.4% |
| 01104730 522600 INMATE SUPPLIES | 230,000.00 | 230,000.00 | 55,783.94 | 22,815.18 | 161,816.06 | 12,400.00 | 94.6% |
| 01104730 522800 LAW BOOKS | 1,200.00 | 1,200.00 | .00 | .00 | .00 | 1,200.00 | .0% |
| 01104730 523000 NON-CAPITAL SOFTWA | 2,000.00 | 2,000.00 | .00 | .00 | .00 | 2,000.00 | .0% |
| 01104730 523100 NON-CAPITAL EQUIPM | 57,850.00 | 57,850.00 | 10,425.05 | 5,317.00 | 16,674.23 | 30,750.72 | 46.8% |
| 01104730 530100 EQUIPMENT OPER/MAI | 73,200.00 | 73,200.00 | 12,189.71 | 6,111.32 | 40,374.79 | 20,635.50 | 71.8% |
| 01104730 530800 SOFTWARE MAINTENAN | 12,000.00 | 12,000.00 | 10,252.14 | .00 | .00 | 1,747.86 | 85.4% |
| 01104730 540100 COMMUNICATIONS - M | 51,200.00 | 51,200.00 | 10,726.35 | 3,602.01 | 34,273.65 | 6,200.00 | 87.9% |
| 01104730 550300 TRAVEL AND TRAININ | 80,000.00 | 80,000.00 | 11,561.13 | 8,304.16 | .00 | 68,438.87 | 14.5% |
| 01104730 550500 ASSOCIATION DUES | 1,869.00 | 1,869.00 | 470.00 | .00 | .00 | 1,399.00 | 25.1% |
| 01104730 551100 LICENSE AND FEES | 6,640.00 | 6,640.00 | 665.00 | .00 | 600.00 | 5,375.00 | 19.1% |
| 01104730 561100 INMATE MEDICAL | 1,000.00 | 1,000.00 | .00 | .00 | .00 | 1,000.00 | .0% |
| 01104730 561300 EMPLOYEE MEDICAL S | 20,000.00 | 20,000.00 | 8,625.00 | 2,250.00 | 9,375.00 | 2,000.00 | 90.0% |
| 01104730 562200 CONTRACT SERVICES | 29,800.00 | 29,800.00 | 19,513.67 | 748.98 | 6,025.24 | 4,261.09 | 85.7% |
| 01104730 580100 INSURANCE AND BOND | 3,500.00 | 3,500.00 | 284.00 | 284.00 | 2,116.00 | 1,100.00 | 68.6% |
| 01104730 664700 CAPITAL OUTLAY-JAI | 5,200.00 | 5,200.00 | .00 | .00 | .00 | 5,200.00 | .0% |
| TOTAL DETENTION CENTER | 26,949,898.00 | 26,949,898.00 | 8,194,435.41 | 2,018,119.81 | 1,642,151.48 | 17,113,311.11 | 36.5% |
| 048 INMATE TRANSPORTATION | | | | | | | |
| 01104830 520100 SUPPLIES/OTH OPER | 10,700.00 | 10,700.00 | .00 | .00 | 3,885.00 | 6,815.00 | 36.3% |
| 01104830 523100 NON-CAPITAL EQUIPM | 7,000.00 | 7,000.00 | .00 | .00 | .00 | 7,000.00 | .0% |
| 01104830 530200 VEHICLE OPERATION/ | 50,000.00 | 50,000.00 | 6,485.78 | 1,847.78 | 38,514.22 | 5,000.00 | 90.0% |
| 01104830 550100 INMATE TRANSPORTAT | 44,000.00 | 44,000.00 | 18,885.75 | 1,820.29 | 16,399.00 | 8,715.25 | 80.2% |
| 01104830 561100 INMATE MEDICAL | 2,000.00 | 2,000.00 | .00 | .00 | .00 | 2,000.00 | .0% |
| 01104830 590500 INMATE BOARD BILLS | 1,000.00 | 1,000.00 | .00 | .00 | .00 | 1,000.00 | .0% |
| 01104830 604800 CAPITAL OUTLAY-INM | 33,000.00 | 33,000.00 | .00 | .00 | 30,473.00 | 2,527.00 | 92.3% |
| TOTAL INMATE TRANSPORTATION | 147,700.00 | 147,700.00 | 25,371.53 | 3,668.07 | 89,271.22 | 33,057.25 | 77.6% |
| 049 PUBLIC SAFETY | | | | | | | |
| 01104930 530100 EQUIPMENT OPER/MAI | 50,000.00 | 50,000.00 | .00 | .00 | .00 | 50,000.00 | .0% |
| 01104930 562300 INTER LOCAL AGREEM | 1,377,329.00 | 1,477,329.00 | 778,899.17 | 207,180.00 | 148,110.00 | 550,319.83 | 62.7% |
| 01104930 562400 PRISONER REIMB - U | 150,000.00 | 150,000.00 | .00 | .00 | 150,000.00 | .00 | 100.0% |
| 01104930 563800 CONTRACT SERV-CARE | 17,500.00 | 17,500.00 | 2,500.00 | .00 | 12,500.00 | 2,500.00 | 85.7% |
| TOTAL PUBLIC SAFETY | 1,594,829.00 | 1,694,829.00 | 781,399.17 | 207,180.00 | 310,610.00 | 602,819.83 | 64.4% |
| 057 COMM SUPERVISION & CORRECTIONS | | | | | | | |
| 01105735 520100 SUPPLIES/OTH OPER | 10,265.00 | 10,265.00 | 1,031.35 | 216.10 | 1,998.65 | 7,235.00 | 29.5% |

02/05/2021 13:04
RScott

Lubbock County
BUDGET SUMMARIES REPORT
ACCOUNT SUMMARY JANUARY 2021

P 20
glytdbud

FOR 2021 04

| | ORIGINAL APPROP | REVISED BUDGET | YTD ACTUAL | MTD ACTUAL | ENCUMBRANCES | AVAILABLE BUDGET | PCT USED |
|------------------------------------|-----------------|----------------|--------------|------------|--------------|------------------|----------|
| TOTAL COMM SUPERVISION & CORRE | 10,265.00 | 10,265.00 | 1,031.35 | 216.10 | 1,998.65 | 7,235.00 | 29.5% |
| 061 FACILITY MAINTENANCE | | | | | | | |
| 01106140 500600 STAFF EMPLOYEES | 2,614,158.00 | 2,614,158.00 | 775,226.14 | 191,484.18 | .00 | 1,838,931.86 | 29.7% |
| 01106140 500700 OVERTIME COMPENSAT | 70,500.00 | 70,500.00 | 12,740.47 | 1,008.78 | .00 | 57,759.53 | 18.1% |
| 01106140 500800 TEMPORARY | 32,800.00 | 32,800.00 | .00 | .00 | .00 | 32,800.00 | .0% |
| 01106140 500900 PART TIME POSITION | 38,308.00 | 38,308.00 | 9,299.99 | 2,279.34 | .00 | 29,008.01 | 24.3% |
| 01106140 510100 FICA | 170,858.00 | 170,858.00 | 47,423.28 | 11,547.31 | .00 | 123,434.72 | 27.8% |
| 01106140 510200 MEDICARE | 39,959.00 | 39,959.00 | 11,090.95 | 2,700.56 | .00 | 28,868.05 | 27.8% |
| 01106140 510300 RETIREMENT | 302,521.00 | 302,521.00 | 88,922.54 | 21,684.69 | .00 | 213,598.46 | 29.4% |
| 01106140 510400 GROUP HEALTH INSUR | 481,984.00 | 481,984.00 | 150,398.89 | 36,179.18 | .00 | 331,585.11 | 31.2% |
| 01106140 510500 GROUP DENTAL INSUR | 26,560.00 | 26,560.00 | 8,201.55 | 1,963.14 | .00 | 18,358.45 | 30.9% |
| 01106140 510600 LIFE INSURANCE | 3,840.00 | 3,840.00 | 1,060.51 | 280.00 | .00 | 2,779.49 | 27.6% |
| 01106140 510700 UNEMPLOYMENT INSUR | 2,480.00 | 2,480.00 | 640.29 | 156.14 | .00 | 1,839.71 | 25.8% |
| 01106140 510900 WORKER'S COMPENSAT | 139,066.00 | 139,066.00 | 37,256.63 | 9,081.23 | .00 | 101,809.37 | 26.8% |
| 01106140 520100 SUPPLIES/OTH OPER | 171,135.00 | 171,135.00 | 32,149.32 | 7,339.43 | 92,771.01 | 46,214.67 | 73.0% |
| 01106140 523100 NON-CAPITAL EQUIPM | 14,790.00 | 14,790.00 | 3,377.00 | .00 | 2,991.87 | 8,421.13 | 43.1% |
| 01106140 530100 EQUIPMENT OPER/MAI | 216,677.00 | 216,677.00 | 18,195.15 | 4,112.99 | 57,739.99 | 140,741.86 | 35.0% |
| 01106140 530200 VEHICLE OPERATION/ | 31,600.00 | 31,600.00 | 2,282.33 | 922.73 | 18,433.30 | 10,884.37 | 65.6% |
| 01106140 530500 BUILDING MAINTENAN | 289,615.00 | 289,615.00 | 23,670.66 | 10,523.35 | 116,768.66 | 149,175.68 | 48.5% |
| 01106140 530800 SOFTWARE MAINTENAN | 64,175.00 | 64,175.00 | 56,979.42 | .00 | .00 | 7,195.58 | 88.8% |
| 01106140 530900 GROUNDS MAINTENANC | 22,070.00 | 22,070.00 | 350.98 | .00 | .00 | 21,719.02 | 1.6% |
| 01106140 540100 COMMUNICATIONS - M | 23,800.00 | 23,800.00 | 6,857.90 | 534.73 | 16,942.10 | .00 | 100.0% |
| 01106140 540600 UTILITIES | 1,260,640.00 | 1,260,640.00 | 337,464.47 | 133,032.92 | 922,521.20 | 654.33 | 99.9% |
| 01106140 550300 TRAVEL AND TRAININ | 32,930.00 | 32,930.00 | 47.73 | .00 | .00 | 32,882.27 | .1% |
| 01106140 551100 LICENSE AND FEES | 4,440.00 | 4,440.00 | 360.00 | 320.00 | .00 | 4,080.00 | 8.1% |
| 01106140 561400 PROFESSIONAL SERVI | 5,000.00 | .00 | .00 | .00 | .00 | .00 | .0% |
| 01106140 562200 CONTRACT SERVICES | 196,836.00 | 201,836.00 | 55,377.67 | 17,169.10 | 92,033.41 | 54,424.92 | 73.0% |
| 01106140 570100 RENTALS AND LEASES | 2,500.00 | 2,500.00 | 532.80 | .00 | .00 | 1,967.20 | 21.3% |
| 01106140 585000 TAXES | 11,000.00 | 11,000.00 | 997.55 | 311.53 | 4,802.45 | 5,200.00 | 52.7% |
| 01106140 666100 CAPITAL OUTLAY-MAI | 30,000.00 | 30,000.00 | .00 | .00 | 28,947.00 | 1,053.00 | 96.5% |
| TOTAL FACILITY MAINTENANCE | 6,300,242.00 | 6,300,242.00 | 1,680,904.22 | 452,631.33 | 1,353,950.99 | 3,265,386.79 | 48.2% |
| 064 S PLAINS AUTO THEFT TASK FORCE | | | | | | | |
| 01106425 520100 SUPPLIES/OTH OPER | 2,500.00 | 2,500.00 | .00 | .00 | .00 | 2,500.00 | .0% |
| TOTAL S PLAINS AUTO THEFT TASK | 2,500.00 | 2,500.00 | .00 | .00 | .00 | 2,500.00 | .0% |

02/05/2021 13:04
RScott

Lubbock County
BUDGET SUMMARIES REPORT
ACCOUNT SUMMARY JANUARY 2021

P 21
glytdbud

FOR 2021 04

| | ORIGINAL APPROP | REVISED BUDGET | YTD ACTUAL | MTD ACTUAL | ENCUMBRANCES | AVAILABLE BUDGET | PCT USED |
|------------------------------------|--------------------|-------------------|------------|------------|--------------|---------------------|-------------|
| 067 SAFETY AND ENVIROMENTAL | | | | | | | |
| 01106750 500600 STAFF EMPLOYEES | .00 | .00 | 600.30 | .00 | .00 | -600.30 | 100.0%* |
| 01106750 510100 FICA | .00 | .00 | 35.61 | .00 | .00 | -35.61 | 100.0%* |
| 01106750 510200 MEDICARE | .00 | .00 | 8.33 | .00 | .00 | -8.33 | 100.0%* |
| 01106750 510300 RETIREMENT | .00 | .00 | 66.69 | .00 | .00 | -66.69 | 100.0%* |
| 01106750 510400 GROUP HEALTH INSUR | .00 | .00 | 57.55 | .00 | .00 | -57.55 | 100.0%* |
| 01106750 510500 GROUP DENTAL INSUR | .00 | .00 | 5.42 | .00 | .00 | -5.42 | 100.0%* |
| 01106750 510600 LIFE INSURANCE | .00 | .00 | .45 | .00 | .00 | -.45 | 100.0%* |
| 01106750 510700 UNEMPLOYMENT INSUR | .00 | .00 | .48 | .00 | .00 | -.48 | 100.0%* |
| 01106750 510900 WORKER'S COMPENSAT | .00 | .00 | 1.62 | .00 | .00 | -1.62 | 100.0%* |
| TOTAL SAFETY AND ENVIROMENTAL | .00 | .00 | 776.45 | .00 | .00 | -776.45 | 100.0% |
| 068 GENERAL ASSISTANCE | | | | | | | |
| 01106855 500600 STAFF EMPLOYEES | 152,303.00 | 152,303.00 | 47,547.54 | 11,596.96 | .00 | 104,755.46 | 31.2% |
| 01106855 500900 PART TIME POSITION | 19,332.00 | 19,332.00 | 4,545.99 | 1,105.57 | .00 | 14,786.01 | 23.5% |
| 01106855 510100 FICA | 10,641.00 | 10,641.00 | 2,995.41 | 729.36 | .00 | 7,645.59 | 28.1% |
| 01106855 510200 MEDICARE | 2,489.00 | 2,489.00 | 700.58 | 170.57 | .00 | 1,788.42 | 28.1% |
| 01106855 510300 RETIREMENT | 19,069.00 | 19,069.00 | 5,787.57 | 1,411.24 | .00 | 13,281.43 | 30.4% |
| 01106855 510400 GROUP HEALTH INSUR | 22,593.00 | 22,593.00 | 9,937.42 | 2,423.76 | .00 | 12,655.58 | 44.0% |
| 01106855 510500 GROUP DENTAL INSUR | 1,245.00 | 1,245.00 | 434.60 | 106.00 | .00 | 810.40 | 34.9% |
| 01106855 510600 LIFE INSURANCE | 180.00 | 180.00 | 55.11 | 13.44 | .00 | 124.89 | 30.6% |
| 01106855 510700 UNEMPLOYMENT INSUR | 154.00 | 154.00 | 41.67 | 10.16 | .00 | 112.33 | 27.1% |
| 01106855 510900 WORKER'S COMPENSAT | 463.00 | 463.00 | 140.60 | 34.29 | .00 | 322.40 | 30.4% |
| 01106855 520100 SUPPLIES/OTH OPER | 3,000.00 | 3,000.00 | 536.01 | 80.03 | 490.63 | 1,973.36 | 34.2% |
| 01106855 540100 COMMUNICATIONS - M | 1,140.00 | 1,140.00 | 211.14 | 70.38 | 928.86 | .00 | 100.0% |
| 01106855 561900 FUNERALS | 137,000.00 | 137,000.00 | 29,850.00 | 5,200.00 | .00 | 107,150.00 | 21.8% |
| 01106855 590900 WELFARE - FOOD | 1,500.00 | 1,500.00 | .00 | .00 | .00 | 1,500.00 | .0% |
| 01106855 591000 WELFARE - SHELTER | 73,000.00 | 73,000.00 | 11,158.00 | 2,956.00 | .00 | 61,842.00 | 15.3% |
| 01106855 591800 WELFARE - UTILITIE | 66,300.00 | 66,300.00 | 7,486.06 | 1,937.07 | .00 | 58,813.94 | 11.3% |
| 01106855 593900 WELFARE - EMERGENC | 2,800.00 | 2,800.00 | .00 | .00 | .00 | 2,800.00 | .0% |
| TOTAL GENERAL ASSISTANCE | 513,209.00 | 513,209.00 | 121,427.70 | 27,844.83 | 1,419.49 | 390,361.81 | 23.9% |
| 070 VETERAN'S AFFAIRS | | | | | | | |
| 01107055 500600 STAFF EMPLOYEES | 45,280.00 | 45,280.00 | 14,281.12 | 3,483.20 | .00 | 30,998.88 | 31.5% |

02/05/2021 13:04
RScott

Lubbock County
BUDGET SUMMARIES REPORT
ACCOUNT SUMMARY JANUARY 2021

P 22
glytdbud

FOR 2021 04

| | ORIGINAL APPROP | REVISED BUDGET | YTD ACTUAL | MTD ACTUAL | ENCUMBRANCES | AVAILABLE BUDGET | PCT USED |
|------------------------------------|--------------------|-------------------|------------|------------|--------------|---------------------|-------------|
| 01107055 510100 FICA | 2,807.00 | 2,807.00 | 808.77 | 197.26 | .00 | 1,998.23 | 28.8% |
| 01107055 510200 MEDICARE | 657.00 | 657.00 | 189.17 | 46.14 | .00 | 467.83 | 28.8% |
| 01107055 510300 RETIREMENT | 5,031.00 | 5,031.00 | 1,586.62 | 386.98 | .00 | 3,444.38 | 31.5% |
| 01107055 510400 GROUP HEALTH INSUR | 7,531.00 | 7,531.00 | 3,676.47 | 896.70 | .00 | 3,854.53 | 48.8% |
| 01107055 510500 GROUP DENTAL INSUR | 415.00 | 415.00 | 145.71 | 35.54 | .00 | 269.29 | 35.1% |
| 01107055 510600 LIFE INSURANCE | 60.00 | 60.00 | 18.37 | 4.48 | .00 | 41.63 | 30.6% |
| 01107055 510700 UNEMPLOYMENT INSUR | 41.00 | 41.00 | 11.40 | 2.78 | .00 | 29.60 | 27.8% |
| 01107055 510900 WORKER'S COMPENSAT | 122.00 | 122.00 | 38.54 | 9.40 | .00 | 83.46 | 31.6% |
| TOTAL VETERAN'S AFFAIRS | 61,944.00 | 61,944.00 | 20,756.17 | 5,062.48 | .00 | 41,187.83 | 33.5% |
| 072 TEXAS AgriLIFE EXT | | | | | | | |
| 01107260 500200 APPOINTED OFFICIAL | 127,047.00 | 127,047.00 | 30,340.82 | 7,400.20 | .00 | 96,706.18 | 23.9% |
| 01107260 500600 STAFF EMPLOYEES | 84,806.00 | 84,806.00 | 26,422.40 | 6,444.49 | .00 | 58,383.60 | 31.2% |
| 01107260 500900 PART TIME POSITION | 12,854.00 | 12,854.00 | 1,162.00 | 330.00 | .00 | 11,692.00 | 9.0% |
| 01107260 510100 FICA | 13,932.00 | 13,932.00 | 3,593.88 | 879.45 | .00 | 10,338.12 | 25.8% |
| 01107260 510200 MEDICARE | 3,258.00 | 3,258.00 | 840.56 | 205.69 | .00 | 2,417.44 | 25.8% |
| 01107260 510300 RETIREMENT | 10,850.00 | 10,850.00 | 3,064.62 | 752.64 | .00 | 7,785.38 | 28.2% |
| 01107260 510400 GROUP HEALTH INSUR | 15,062.00 | 15,062.00 | 2,359.39 | 575.46 | .00 | 12,702.61 | 15.7% |
| 01107260 510500 GROUP DENTAL INSUR | 830.00 | 830.00 | 257.32 | 62.76 | .00 | 572.68 | 31.0% |
| 01107260 510600 LIFE INSURANCE | 120.00 | 120.00 | 36.74 | 8.96 | .00 | 83.26 | 30.6% |
| 01107260 510700 UNEMPLOYMENT INSUR | 202.00 | 202.00 | 46.38 | 11.35 | .00 | 155.62 | 23.0% |
| 01107260 510900 WORKER'S COMPENSAT | 607.00 | 607.00 | 74.49 | 18.29 | .00 | 532.51 | 12.3% |
| 01107260 520100 SUPPLIES/OTH OPER | 14,674.00 | 14,674.00 | 583.80 | 12.95 | 2,500.00 | 11,590.20 | 21.0% |
| 01107260 522500 POSTAGE | 575.00 | 575.00 | .00 | .00 | .00 | 575.00 | .0% |
| 01107260 530200 VEHICLE OPERATION/ | 12,500.00 | 12,500.00 | 545.59 | 166.45 | 6,454.41 | 5,500.00 | 56.0% |
| 01107260 540100 COMMUNICATIONS - M | 3,503.00 | 3,503.00 | 702.05 | 241.59 | 1,221.28 | 1,579.67 | 54.9% |
| 01107260 550300 TRAVEL AND TRAININ | 38,435.00 | 38,435.00 | 296.76 | 72.50 | .00 | 38,138.24 | .8% |
| 01107260 550500 ASSOCIATION DUES | 1,480.00 | 1,480.00 | 1,045.00 | .00 | .00 | 435.00 | 70.6% |
| 01107260 551100 LICENSE AND FEES | 177.00 | 177.00 | .00 | .00 | .00 | 177.00 | .0% |
| 01107260 562300 INTER LOCAL AGREEM | 2,500.00 | 2,500.00 | 2,500.00 | .00 | .00 | .00 | 100.0% |
| 01107260 580100 INSURANCE AND BOND | 180.00 | 180.00 | 161.00 | .00 | .00 | 19.00 | 89.4% |
| 01107260 600700 CAPITAL OUTLAY-EXT | 41,975.00 | 41,975.00 | .00 | .00 | 41,975.00 | .00 | 100.0% |
| TOTAL TEXAS AgriLIFE EXT | 385,567.00 | 385,567.00 | 74,032.80 | 17,182.78 | 52,150.69 | 259,383.51 | 32.7% |
| 077 ELECTIONS | | | | | | | |
| 01107770 500200 APPOINTED OFFICIAL | 84,318.00 | 84,318.00 | 26,076.16 | 6,360.04 | .00 | 58,241.84 | 30.9% |

02/05/2021 13:04
RScott

Lubbock County
BUDGET SUMMARIES REPORT
ACCOUNT SUMMARY JANUARY 2021

P 23
glytdbud

FOR 2021 04

| | ORIGINAL APPROP | REVISED BUDGET | YTD ACTUAL | MTD ACTUAL | ENCUMBRANCES | AVAILABLE BUDGET | PCT USED |
|------------------------------------|--------------------|-------------------|------------|------------|--------------|---------------------|-------------|
| 01107770 500600 STAFF EMPLOYEES | 363,973.00 | 363,973.00 | 112,603.31 | 27,354.59 | .00 | 251,369.69 | 30.9% |
| 01107770 500700 OVERTIME COMPENSAT | 68,212.00 | 68,212.00 | 26,617.91 | 9.75 | .00 | 41,594.09 | 39.0% |
| 01107770 500800 TEMPORARY | 30,000.00 | 30,000.00 | .00 | .00 | .00 | 30,000.00 | .0% |
| 01107770 502000 LBK CO EMP - ELECT | 25,000.00 | 25,000.00 | 18,752.46 | .00 | .00 | 6,247.54 | 75.0% |
| 01107770 502100 LBK CO EMP OT - EL | 35,000.00 | 35,000.00 | 11,156.65 | .00 | .00 | 23,843.35 | 31.9% |
| 01107770 510100 FICA | 37,603.00 | 37,603.00 | 11,557.76 | 1,974.35 | .00 | 26,045.24 | 30.7% |
| 01107770 510200 MEDICARE | 8,794.00 | 8,794.00 | 2,703.11 | 461.77 | .00 | 6,090.89 | 30.7% |
| 01107770 510300 RETIREMENT | 64,049.00 | 64,049.00 | 21,687.60 | 3,746.80 | .00 | 42,361.40 | 33.9% |
| 01107770 510400 GROUP HEALTH INSUR | 67,779.00 | 67,779.00 | 28,089.44 | 5,923.08 | .00 | 39,689.56 | 41.4% |
| 01107770 510500 GROUP DENTAL INSUR | 3,735.00 | 3,735.00 | 1,607.67 | 332.46 | .00 | 2,127.33 | 43.0% |
| 01107770 510600 LIFE INSURANCE | 540.00 | 540.00 | 188.95 | 40.32 | .00 | 351.05 | 35.0% |
| 01107770 510700 UNEMPLOYMENT INSUR | 546.00 | 546.00 | 155.94 | 26.96 | .00 | 390.06 | 28.6% |
| 01107770 510900 WORKER'S COMPENSAT | 1,638.00 | 1,638.00 | 1,775.35 | 91.08 | .00 | -137.35 | 108.4%* |
| 01107770 520100 SUPPLIES/OTH OPER | 205,000.00 | 205,000.00 | 28,524.93 | 491.51 | 10,652.56 | 165,822.51 | 19.1% |
| 01107770 522500 POSTAGE | 1,500.00 | 1,500.00 | 965.00 | .00 | .00 | 535.00 | 64.3% |
| 01107770 522900 PUBLICATIONS LEGAL | 410.00 | 410.00 | .00 | .00 | .00 | 410.00 | .0% |
| 01107770 530100 EQUIPMENT OPER/MAI | 2,500.00 | 2,500.00 | .00 | .00 | .00 | 2,500.00 | .0% |
| 01107770 530200 VEHICLE OPERATION/ | 4,000.00 | 4,000.00 | 244.32 | .00 | 2,755.68 | 1,000.00 | 75.0% |
| 01107770 530800 SOFTWARE MAINTENAN | 303,724.00 | 303,724.00 | 298,995.55 | 42,278.27 | .00 | 4,728.45 | 98.4% |
| 01107770 540100 COMMUNICATIONS - M | 80,000.00 | 80,000.00 | 15,855.13 | 2,986.56 | 45,136.87 | 19,008.00 | 76.2% |
| 01107770 550300 TRAVEL AND TRAININ | 32,500.00 | 32,500.00 | 839.36 | .00 | .00 | 31,660.64 | 2.6% |
| 01107770 550500 ASSOCIATION DUES | 3,100.00 | 3,100.00 | .00 | .00 | .00 | 3,100.00 | .0% |
| 01107770 561400 PROFESSIONAL SERVI | 37,750.00 | 37,750.00 | 392.00 | 196.00 | 2,358.00 | 35,000.00 | 7.3% |
| 01107770 562200 CONTRACT SERVICES | 640,500.00 | 640,500.00 | 266,174.01 | 9,081.20 | 207,325.99 | 167,000.00 | 73.9% |
| 01107770 570100 RENTALS AND LEASES | 40,330.00 | 40,330.00 | 10,994.98 | .00 | 19,005.02 | 10,330.00 | 74.4% |
| 01107770 580100 INSURANCE AND BOND | 420.00 | 420.00 | 50.00 | 50.00 | .00 | 370.00 | 11.9% |
| TOTAL ELECTIONS | 2,142,921.00 | 2,142,921.00 | 886,007.59 | 101,404.74 | 287,234.12 | 969,679.29 | 54.7% |
| 089 LIBRARY SERVICES | | | | | | | |
| 01108980 562300 INTER LOCAL AGREEM | 237,105.00 | 237,105.00 | .00 | .00 | 4,560.00 | 232,545.00 | 1.9% |
| TOTAL LIBRARY SERVICES | 237,105.00 | 237,105.00 | .00 | .00 | 4,560.00 | 232,545.00 | 1.9% |
| 090 PUBLIC WORKS | | | | | | | |
| 01109090 500600 STAFF EMPLOYEES | 332,833.00 | 332,833.00 | 76,050.12 | 20,616.32 | .00 | 256,782.88 | 22.8% |
| 01109090 510100 FICA | 20,636.00 | 20,636.00 | 4,314.71 | 1,191.20 | .00 | 16,321.29 | 20.9% |
| 01109090 510200 MEDICARE | 4,825.00 | 4,825.00 | 1,009.13 | 278.60 | .00 | 3,815.87 | 20.9% |

FOR 2021 04

| | ORIGINAL APPROP | REVISED BUDGET | YTD ACTUAL | MTD ACTUAL | ENCUMBRANCES | AVAILABLE BUDGET | PCT USED |
|--------------------------------------|-----------------|-----------------|----------------|----------------|---------------|------------------|----------|
| 01109090 510300 RETIREMENT | 36,978.00 | 36,978.00 | 8,449.21 | 2,290.49 | .00 | 28,528.79 | 22.8% |
| 01109090 510400 GROUP HEALTH INSUR | 37,655.00 | 37,655.00 | 11,163.24 | 2,515.76 | .00 | 26,491.76 | 29.6% |
| 01109090 510500 GROUP DENTAL INSUR | 2,075.00 | 2,075.00 | 580.86 | 143.86 | .00 | 1,494.14 | 28.0% |
| 01109090 510600 LIFE INSURANCE | 300.00 | 300.00 | 54.21 | 13.44 | .00 | 245.79 | 18.1% |
| 01109090 510700 UNEMPLOYMENT INSUR | 299.00 | 299.00 | 60.86 | 16.50 | .00 | 238.14 | 20.4% |
| 01109090 510900 WORKER'S COMPENSAT | 898.00 | 898.00 | 205.28 | 55.65 | .00 | 692.72 | 22.9% |
| 01109090 520100 SUPPLIES/OTH OPER | 4,300.00 | 4,300.00 | 27.44 | .00 | 2,972.56 | 1,300.00 | 69.8% |
| 01109090 523000 NON-CAPITAL SOFTWA | 461.00 | 461.00 | .00 | .00 | .00 | 461.00 | .0% |
| 01109090 523100 NON-CAPITAL EQUIPM | 1,200.00 | 1,200.00 | .00 | .00 | .00 | 1,200.00 | .0% |
| 01109090 530200 VEHICLE OPERATION/ | 7,000.00 | 7,000.00 | 362.36 | 111.06 | 4,387.64 | 2,250.00 | 67.9% |
| 01109090 530800 SOFTWARE MAINTENAN | 3,100.00 | 3,100.00 | .00 | .00 | .00 | 3,100.00 | .0% |
| 01109090 540100 COMMUNICATIONS - M | 1,460.00 | 1,460.00 | 153.36 | .00 | 236.64 | 1,070.00 | 26.7% |
| 01109090 550300 TRAVEL AND TRAININ | 8,280.00 | 8,280.00 | .00 | .00 | .00 | 8,280.00 | .0% |
| 01109090 550500 ASSOCIATION DUES | 590.00 | 590.00 | .00 | .00 | .00 | 590.00 | .0% |
| 01109090 551100 LICENSE AND FEES | 150.00 | 150.00 | .00 | .00 | .00 | 150.00 | .0% |
| 01109090 561400 PROFESSIONAL SERVI | 6,000.00 | 6,000.00 | 1,150.00 | 1,150.00 | 350.00 | 4,500.00 | 25.0% |
| 01109090 562200 CONTRACT SERVICES | .00 | 8,136.00 | .00 | .00 | .00 | 8,136.00 | .0% |
| 01109090 562300 INTER LOCAL AGREEM | 139,768.00 | 139,768.00 | .00 | .00 | .00 | 139,768.00 | .0% |
| 01109090 580100 INSURANCE AND BOND | 3,100.00 | 3,100.00 | 93.00 | 93.00 | .00 | 3,007.00 | 3.0% |
| TOTAL PUBLIC WORKS | 611,908.00 | 620,044.00 | 103,673.78 | 28,475.88 | 7,946.84 | 508,423.38 | 18.0% |
| TOTAL GENERAL FUND | .00 | 21,012.00 | -11,777,836.41 | -7,680,492.81 | 10,712,323.95 | 1,086,524.46 | -5071.0% |
| TOTAL REVENUES | -115,335,963.00 | -117,221,538.00 | -51,327,277.75 | -20,518,098.85 | .00 | -65,894,260.25 | |
| TOTAL EXPENSES | 115,335,963.00 | 117,242,550.00 | 39,549,441.34 | 12,837,606.04 | 10,712,323.95 | 66,980,784.71 | |
| 020 CONSOLIDATED ROAD AND BRIDGE | | | | | | | |
| 000 UNDEFINED | | | | | | | |
| 020 420100 GRANT REVENUE | -20,000.00 | -20,000.00 | .00 | .00 | .00 | -20,000.00 | .0%* |
| 020 420408 STATE-LATERAL ROADS | -52,500.00 | -52,500.00 | -52,154.41 | .00 | .00 | -345.59 | 99.3%* |
| 020 420700 AUTOMOBILE REGISTRATION | -360,000.00 | -360,000.00 | .00 | .00 | .00 | -360,000.00 | .0%* |
| 020 451800 SUBDIVISION PLAT FEE | -10,000.00 | -10,000.00 | -1,650.00 | -900.00 | .00 | -8,350.00 | 16.5%* |
| 020 452000 VEHICLE REG.- SPECIAL F-2 | -600,000.00 | -2,600,000.00 | -698,170.00 | -201,020.00 | .00 | -1,901,830.00 | 26.9%* |
| 020 452200 GROSS WEIGHT FEE | -140,000.00 | -140,000.00 | -53,802.68 | .00 | .00 | -86,197.32 | 38.4%* |
| 020 470000 INTEREST INCOME | -60,000.00 | -60,000.00 | -518.20 | .00 | .00 | -59,481.80 | .9%* |
| 020 480510 DISPOSAL OF PROPERTY | -362,500.00 | -362,500.00 | -2,500.00 | .00 | .00 | -360,000.00 | .7%* |
| 020 489900 OTHER REVENUE | -10,000.00 | -10,000.00 | -1,116.55 | .00 | .00 | -8,883.45 | 11.2%* |
| 020 736100 DRAW FROM RESERVES | -2,254,650.00 | -2,254,650.00 | .00 | .00 | .00 | -2,254,650.00 | .0%* |
| 020 801100 XFER FROM GENERAL FUND | -4,165,368.00 | -4,165,368.00 | -4,165,368.00 | -4,165,368.00 | .00 | .00 | 100.0% |

02/05/2021 13:04
RScott

Lubbock County
BUDGET SUMMARIES REPORT
ACCOUNT SUMMARY JANUARY 2021

P 25
glytbdud

FOR 2021 04

| 020 | CONSOLIDATED ROAD AND BRIDGE | ORIGINAL APPROP | REVISED BUDGET | YTD ACTUAL | MTD ACTUAL | ENCUMBRANCES | AVAILABLE BUDGET | PCT USED |
|----------------------------------|--------------------------------|-----------------|----------------|---------------|---------------|--------------|------------------|----------|
| 020 803100 | XFER FROM PREC. NO.1 PA | -100,000.00 | -100,000.00 | -100,000.00 | -100,000.00 | .00 | .00 | 100.0% |
| | TOTAL UNDEFINED | -10,135,018.00 | -10,135,018.00 | -5,075,279.84 | -4,467,288.00 | .00 | -5,059,738.16 | 50.1% |
| 190 CONSOLIDATED ROAD AND BRIDGE | | | | | | | | |
| 02019090 | 500600 STAFF EMPLOYEES | 2,206,495.00 | 2,206,495.00 | 656,860.86 | 159,737.97 | .00 | 1,549,634.14 | 29.8% |
| 02019090 | 500700 OVERTIME COMPENSAT | 20,500.00 | 20,500.00 | 2,229.35 | 1,884.48 | .00 | 18,270.65 | 10.9% |
| 02019090 | 500800 TEMPORARY | 20,000.00 | 20,000.00 | 259.00 | 259.00 | .00 | 19,741.00 | 1.3% |
| 02019090 | 510100 FICA | 139,314.00 | 139,314.00 | 38,777.96 | 9,485.33 | .00 | 100,536.04 | 27.8% |
| 02019090 | 510200 MEDICARE | 32,582.00 | 32,582.00 | 9,069.11 | 2,218.40 | .00 | 23,512.89 | 27.8% |
| 02019090 | 510300 RETIREMENT | 247,419.00 | 247,419.00 | 73,260.40 | 17,956.33 | .00 | 174,158.60 | 29.6% |
| 02019090 | 510400 GROUP HEALTH INSUR | 406,674.00 | 406,674.00 | 130,646.10 | 33,061.94 | .00 | 276,027.90 | 32.1% |
| 02019090 | 510500 GROUP DENTAL INSUR | 22,410.00 | 22,410.00 | 6,838.05 | 1,685.68 | .00 | 15,571.95 | 30.5% |
| 02019090 | 510600 LIFE INSURANCE | 3,240.00 | 3,240.00 | 848.64 | 215.04 | .00 | 2,391.36 | 26.2% |
| 02019090 | 510700 UNEMPLOYMENT INSUR | 2,022.00 | 2,022.00 | 527.68 | 129.46 | .00 | 1,494.32 | 26.1% |
| 02019090 | 510900 WORKER'S COMPENSAT | 204,338.00 | 204,338.00 | 60,138.59 | 14,740.70 | .00 | 144,199.41 | 29.4% |
| 02019090 | 520100 SUPPLIES/OTH OPER | 1,700,000.00 | 1,693,000.00 | 24,975.19 | 4,728.67 | 358,843.23 | 1,309,181.58 | 22.7% |
| 02019090 | 530100 EQUIPMENT OPER/MAI | 370,000.00 | 370,000.00 | 52,540.52 | 16,065.80 | 157,844.55 | 159,614.93 | 56.9% |
| 02019090 | 530200 VEHICLE OPERATION/ | 475,000.00 | 475,000.00 | 87,717.16 | 54,612.90 | 178,306.51 | 208,976.33 | 56.0% |
| 02019090 | 530500 BUILDING MAINTENAN | 50,000.00 | 50,000.00 | 596.96 | 32.43 | .00 | 49,403.04 | 1.2% |
| 02019090 | 530800 SOFTWARE MAINTENAN | 10,500.00 | 10,500.00 | 6,553.30 | .00 | .00 | 3,946.70 | 62.4% |
| 02019090 | 540100 COMMUNICATIONS - M | 30,000.00 | 30,000.00 | 8,318.41 | 3,563.08 | 14,365.56 | 7,316.03 | 75.6% |
| 02019090 | 540600 UTILITIES | 30,000.00 | 30,000.00 | 6,318.23 | 3,655.98 | 12,611.77 | 11,070.00 | 63.1% |
| 02019090 | 550300 TRAVEL AND TRAININ | 20,000.00 | 20,000.00 | 3,097.24 | 398.00 | .00 | 16,902.76 | 15.5% |
| 02019090 | 550500 ASSOCIATION DUES | 300.00 | 300.00 | .00 | .00 | .00 | 300.00 | .0% |
| 02019090 | 561400 PROFESSIONAL SERVI | 55,000.00 | 55,000.00 | 122.96 | .00 | .00 | 54,877.04 | .2% |
| 02019090 | 562200 CONTRACT SERVICES | 70,000.00 | 70,000.00 | .00 | .00 | 10,500.00 | 59,500.00 | 15.0% |
| 02019090 | 570100 RENTALS AND LEASES | 30,000.00 | 30,000.00 | .00 | .00 | 18,221.68 | 11,778.32 | 60.7% |
| 02019090 | 591600 RIGHT OF WAY EXPEN | 1,550,000.00 | 1,550,000.00 | .00 | .00 | 1,500,000.00 | 50,000.00 | 96.8% |
| 02019090 | 623000 UNIVERSITY AVENUE | 900,000.00 | 900,000.00 | .00 | .00 | .00 | 900,000.00 | .0% |
| 02019090 | 640500 HEAVY EQUIPMENT | 1,486,224.00 | 1,486,224.00 | 444,782.61 | 325,000.00 | .00 | 1,041,441.39 | 29.9% |
| 02019090 | 640800 COMPUTER EQUIPMENT | .00 | 7,000.00 | .00 | .00 | 6,616.00 | 384.00 | 94.5% |
| 02019090 | 650200 VEHICLES - LIGHT T | 53,000.00 | 53,000.00 | .00 | .00 | 51,645.00 | 1,355.00 | 97.4% |
| | TOTAL CONSOLIDATED ROAD AND BR | 10,135,018.00 | 10,135,018.00 | 1,614,478.32 | 649,431.19 | 2,308,954.30 | 6,211,585.38 | 38.7% |
| | TOTAL CONSOLIDATED ROAD AND BR | .00 | .00 | -3,460,801.52 | -3,817,856.81 | 2,308,954.30 | 1,151,847.22 | 100.0% |
| | TOTAL REVENUES | -10,135,018.00 | -10,135,018.00 | -5,075,279.84 | -4,467,288.00 | .00 | -5,059,738.16 | |
| | TOTAL EXPENSES | 10,135,018.00 | 10,135,018.00 | 1,614,478.32 | 649,431.19 | 2,308,954.30 | 6,211,585.38 | |

031 PRECINCT 1 PARK

000 UNDEFINED

02/05/2021 13:04
RScott

Lubbock County
BUDGET SUMMARIES REPORT
ACCOUNT SUMMARY JANUARY 2021

P 26
glytdbud

FOR 2021 04

| 031 | PRECINCT 1 PARK | ORIGINAL APPROP | REVISED BUDGET | YTD ACTUAL | MTD ACTUAL | ENCUMBRANCES | AVAILABLE BUDGET | PCT USED | |
|---------------------------|-----------------------|-------------------------|----------------|-------------|------------|--------------|------------------|-------------|---------|
| 031 | 400100 | CURRENT AD VALOREM TAXE | -110,884.00 | -110,884.00 | -72,311.14 | -26,393.47 | .00 | -38,572.86 | 65.2%* |
| 031 | 400400 | PEN & INT - CURRENT LEV | -455.00 | -455.00 | .00 | .00 | -455.00 | .0%* | |
| 031 | 400500 | DELIO TAXES - PRIOR YEA | -676.00 | -676.00 | -200.27 | -56.68 | .00 | -475.73 | 29.6%* |
| 031 | 400600 | PEN & INT - PRIOR YEARS | -344.00 | -344.00 | -96.55 | -29.61 | .00 | -247.45 | 28.1%* |
| 031 | 470000 | INTEREST INCOME | -8,000.00 | -8,000.00 | -121.58 | .00 | .00 | -7,878.42 | 1.5%* |
| 031 | 481600 | CONTRIBUTIONS | -8,000.00 | -8,000.00 | -600.00 | -400.00 | 100.00 | -7,500.00 | 6.3%* |
| 031 | 736100 | DRAW FROM RESERVES | -101,499.00 | -101,499.00 | .00 | .00 | .00 | -101,499.00 | .0%* |
| 031 | 902000 | XFER TO CONSOLIDATED RO | 100,000.00 | 100,000.00 | 100,000.00 | 100,000.00 | .00 | .00 | 100.0% |
| | TOTAL UNDEFINED | | -129,858.00 | -129,858.00 | 26,670.46 | 73,120.24 | 100.00 | -156,628.46 | -20.6% |
| 191 PRECINCT 1 PARK | | | | | | | | | |
| 03119180 | 500600 | STAFF EMPLOYEES | 59,043.00 | 59,043.00 | 15,926.09 | 5,079.76 | .00 | 43,116.91 | 27.0% |
| 03119180 | 500800 | TEMPORARY | 5,000.00 | 5,000.00 | .00 | .00 | .00 | 5,000.00 | .0%* |
| 03119180 | 500900 | PART TIME POSITION | .00 | .00 | 3,180.83 | .00 | .00 | -3,180.83 | 100.0%* |
| 03119180 | 510100 | FICA | 3,701.00 | 3,701.00 | 1,154.20 | 304.06 | .00 | 2,546.80 | 31.2%* |
| 03119180 | 510200 | MEDICARE | 866.00 | 866.00 | 270.00 | 71.14 | .00 | 596.00 | 31.2%* |
| 03119180 | 510300 | RETIREMENT | 6,075.00 | 6,075.00 | 2,149.53 | 564.38 | .00 | 3,925.47 | 35.4% |
| 03119180 | 510400 | GROUP HEALTH INSUR | 4,895.00 | 4,895.00 | 2,257.84 | 544.57 | .00 | 2,637.16 | 46.1% |
| 03119180 | 510500 | GROUP DENTAL INSUR | 270.00 | 270.00 | 101.48 | 24.50 | .00 | 168.52 | 37.6% |
| 03119180 | 510600 | LIFE INSURANCE | 39.00 | 39.00 | 12.02 | 2.90 | .00 | 26.98 | 30.8% |
| 03119180 | 510700 | UNEMPLOYMENT INSUR | 53.00 | 53.00 | 15.53 | 4.08 | .00 | 37.47 | 29.3%* |
| 03119180 | 510900 | WORKER'S COMPENSAT | 3,784.00 | 3,784.00 | 1,540.67 | 397.10 | .00 | 2,243.33 | 40.7% |
| 03119180 | 520100 | SUPPLIES/OTH OPER | 5,000.00 | 5,000.00 | 338.07 | 255.55 | 1,414.48 | 3,247.45 | 35.1% |
| 03119180 | 530500 | BUILDING MAINTENAN | 10,000.00 | 10,000.00 | 145.00 | 35.00 | 575.00 | 9,280.00 | 7.2%* |
| 03119180 | 540100 | COMMUNICATIONS - M | .00 | 1,200.00 | .00 | .00 | 1,000.00 | 200.00 | 83.3%* |
| 03119180 | 540600 | UTILITIES | 10,000.00 | 10,000.00 | 1,082.11 | 369.77 | 6,217.89 | 2,700.00 | 73.0%* |
| 03119180 | 561400 | PROFESSIONAL SERVI | 21,132.00 | 19,932.00 | .00 | .00 | .00 | 19,932.00 | .0% |
| | TOTAL PRECINCT 1 PARK | | 129,858.00 | 129,858.00 | 28,173.37 | 7,652.81 | 9,207.37 | 92,477.26 | 28.8% |
| | TOTAL PRECINCT 1 PARK | | .00 | .00 | 54,843.83 | 80,773.05 | 9,307.37 | -64,151.20 | 100.0% |
| | TOTAL REVENUES | | -229,858.00 | -229,858.00 | -73,329.54 | -26,879.76 | 100.00 | -156,628.46 | |
| | TOTAL EXPENSES | | 229,858.00 | 229,858.00 | 128,173.37 | 107,652.81 | 9,207.37 | 92,477.26 | |
| 032 SLATON/ROOSEVELT PARK | | | | | | | | | |
| 000 UNDEFINED | | | | | | | | | |
| 032 | 400100 | CURRENT AD VALOREM TAXE | -110,884.00 | -110,884.00 | -72,311.14 | -26,393.47 | .00 | -38,572.86 | 65.2%* |

02/05/2021 13:04
RScott

Lubbock County
BUDGET SUMMARIES REPORT
ACCOUNT SUMMARY JANUARY 2021

P 27
glytdbud

FOR 2021 04

| 032 | SLATON/ROOSEVELT PARK | ORIGINAL APPROP | REVISED BUDGET | YTD ACTUAL | MTD ACTUAL | ENCUMBRANCES | AVAILABLE BUDGET | PCT USED |
|--------------------------|--------------------------------|-----------------|----------------|------------|------------|--------------|------------------|----------|
| 032 | 400400 PEN & INT - CURRENT LEV | -455.00 | -455.00 | .00 | .00 | .00 | -455.00 | .0%* |
| 032 | 400500 DELIQ TAXES - PRIOR YEA | -676.00 | -676.00 | -200.27 | -56.68 | .00 | -475.73 | 29.6%* |
| 032 | 400600 PEN & INT - PRIOR YEARS | -344.00 | -344.00 | -96.55 | -29.61 | .00 | -247.45 | 28.1%* |
| 032 | 470000 INTEREST INCOME | -3,000.00 | -3,000.00 | -14.50 | .00 | .00 | -2,985.50 | .5%* |
| 032 | 481600 CONTRIBUTIONS | -8,000.00 | -8,000.00 | -400.00 | -200.00 | .00 | -7,600.00 | 5.0%* |
| 032 | 736100 DRAW FROM RESERVES | -106,443.00 | -106,443.00 | .00 | .00 | .00 | -106,443.00 | .0%* |
| | TOTAL UNDEFINED | -229,802.00 | -229,802.00 | -73,022.46 | -26,679.76 | .00 | -156,779.54 | 31.8% |
| 192 PRECINCT 2 PARK | | | | | | | | |
| 03219280 | 500600 STAFF EMPLOYEES | 55,717.00 | 55,717.00 | 7,567.08 | 1,846.93 | .00 | 48,149.92 | 13.6% |
| 03219280 | 500800 TEMPORARY | 9,020.00 | 9,020.00 | 4,920.00 | 1,200.00 | .00 | 4,100.00 | 54.5% |
| 03219280 | 500900 PART TIME POSITION | 13,071.00 | 13,071.00 | 3,824.48 | 932.80 | .00 | 9,246.52 | 29.3% |
| 03219280 | 510100 FICA | 4,824.00 | 4,824.00 | 975.08 | 237.82 | .00 | 3,848.92 | 20.2% |
| 03219280 | 510200 MEDICARE | 1,128.00 | 1,128.00 | 227.98 | 55.60 | .00 | 900.02 | 20.2% |
| 03219280 | 510300 RETIREMENT | 7,642.00 | 7,642.00 | 1,265.62 | 308.84 | .00 | 6,376.38 | 16.6% |
| 03219280 | 510400 GROUP HEALTH INSUR | 10,920.00 | 10,920.00 | 3,757.99 | 919.69 | .00 | 7,162.01 | 34.4% |
| 03219280 | 510500 GROUP DENTAL INSUR | 602.00 | 602.00 | 213.73 | 52.26 | .00 | 388.27 | 35.5% |
| 03219280 | 510600 LIFE INSURANCE | 87.00 | 87.00 | 26.59 | 6.50 | .00 | 60.41 | 30.6% |
| 03219280 | 510700 UNEMPLOYMENT INSUR | 70.00 | 70.00 | 12.99 | 3.16 | .00 | 57.01 | 18.6% |
| 03219280 | 510900 WORKER'S COMPENSAT | 4,933.00 | 4,933.00 | 1,244.52 | 303.66 | .00 | 3,688.48 | 25.2% |
| 03219280 | 520100 SUPPLIES/OTH OPER | 3,000.00 | 3,000.00 | 29.90 | .00 | 250.00 | 2,720.10 | 9.3% |
| 03219280 | 523100 NON-CAPITAL EQUIPM | 4,000.00 | 4,000.00 | .00 | .00 | .00 | 4,000.00 | .0% |
| 03219280 | 530100 EQUIPMENT OPER/MAI | 2,400.00 | 2,400.00 | .00 | .00 | .00 | 2,400.00 | .0% |
| 03219280 | 530500 BUILDING MAINTENAN | 15,000.00 | 13,500.00 | 752.49 | 70.00 | 925.00 | 11,822.51 | 12.4% |
| 03219280 | 530900 GROUNDS MAINTENANC | 30,000.00 | 30,000.00 | 2,429.49 | 525.00 | 2,100.00 | 25,470.51 | 15.1% |
| 03219280 | 540100 COMMUNICATIONS - M | 1,300.00 | 2,800.00 | 144.75 | 96.50 | 455.25 | 2,200.00 | 21.4% |
| 03219280 | 540600 UTILITIES | 14,463.00 | 14,463.00 | 2,519.81 | 856.75 | 8,280.19 | 3,663.00 | 74.7% |
| 03219280 | 562200 CONTRACT SERVICES | 2,625.00 | 2,625.00 | .00 | .00 | 158.49 | 2,466.51 | 6.0% |
| 03219280 | 620500 OTHER IMPROVEMENTS | 49,000.00 | 49,000.00 | .00 | .00 | .00 | 49,000.00 | .0% |
| | TOTAL PRECINCT 2 PARK | 229,802.00 | 229,802.00 | 29,912.50 | 7,415.51 | 12,168.93 | 187,720.57 | 18.3% |
| | TOTAL SLATON/ROOSEVELT PARK | .00 | .00 | -43,109.96 | -19,264.25 | 12,168.93 | 30,941.03 | 100.0% |
| | TOTAL REVENUES | -229,802.00 | -229,802.00 | -73,022.46 | -26,679.76 | .00 | -156,779.54 | |
| | TOTAL EXPENSES | 229,802.00 | 229,802.00 | 29,912.50 | 7,415.51 | 12,168.93 | 187,720.57 | |
| 033 IDALOU/NEW DEAL PARK | | | | | | | | |
| 000 UNDEFINED | | | | | | | | |
| 033 | 400100 CURRENT AD VALOREM TAXE | -110,884.00 | -110,884.00 | -72,311.14 | -26,393.47 | .00 | -38,572.86 | 65.2%* |

02/05/2021 13:04
RScott

Lubbock County
BUDGET SUMMARIES REPORT
ACCOUNT SUMMARY JANUARY 2021

P 28
glytdbud

FOR 2021 04

| 033 | IDALOU/NEW DEAL PARK | ORIGINAL APPROP | REVISED BUDGET | YTD ACTUAL | MTD ACTUAL | ENCUMBRANCES | AVAILABLE BUDGET | PCT USED |
|----------------------|----------------------------|-----------------|----------------|------------|------------|--------------|------------------|----------|
| 033 400400 | PEN & INT - CURRENT LEV | -455.00 | -455.00 | .00 | .00 | .00 | -455.00 | .0%* |
| 033 400500 | DELIO TAXES - PRIOR YEA | -676.00 | -676.00 | -200.27 | -56.68 | .00 | -475.73 | 29.6%* |
| 033 400600 | PEN & INT - PRIOR YEARS | -345.00 | -345.00 | -96.55 | -29.61 | .00 | -248.45 | 28.0%* |
| 033 470000 | INTEREST INCOME | -5,000.00 | -5,000.00 | -46.42 | .00 | .00 | -4,953.58 | .9%* |
| 033 481600 | CONTRIBUTIONS | -6,200.00 | -6,200.00 | -500.00 | .00 | .00 | -5,700.00 | 8.1%* |
| | TOTAL UNDEFINED | -123,560.00 | -123,560.00 | -73,154.38 | -26,479.76 | .00 | -50,405.62 | 59.2% |
| 193 PRECINCT 3 PARK | | | | | | | | |
| 03319380 500600 | STAFF EMPLOYEES | 47,679.00 | 47,679.00 | 7,829.64 | 2,109.49 | .00 | 39,849.36 | 16.4% |
| 03319380 500800 | TEMPORARY | 3,000.00 | 3,000.00 | .00 | .00 | .00 | 3,000.00 | .0% |
| 03319380 500900 | PART TIME POSITION | 3,266.00 | 3,266.00 | 6,375.83 | 1,356.56 | .00 | -3,109.83 | 195.2%* |
| 03319380 510100 | FICA | 764.00 | 764.00 | 729.37 | 184.46 | .00 | 34.63 | 95.5% |
| 03319380 510200 | MEDICARE | 5,518.00 | 5,518.00 | 170.54 | 43.14 | .00 | 5,347.46 | 3.1% |
| 03319380 510300 | RETIREMENT | 19,762.00 | 19,762.00 | 1,578.16 | 385.06 | .00 | 18,183.84 | 8.0% |
| 03319380 510400 | GROUP HEALTH INSUR | 956.00 | 956.00 | 6,706.34 | 1,709.05 | .00 | -5,750.34 | 701.5%* |
| 03319380 510500 | GROUP DENTAL INSUR | 123.00 | 123.00 | 290.03 | 70.86 | .00 | -167.03 | 235.8%* |
| 03319380 510600 | LIFE INSURANCE | 66.00 | 66.00 | 26.59 | 6.50 | .00 | 39.41 | 40.3% |
| 03319380 510700 | UNEMPLOYMENT INSUR | 3,340.00 | 3,340.00 | 11.40 | 2.78 | .00 | 3,328.60 | .3% |
| 03319380 510900 | WORKER'S COMPENSAT | 6,842.00 | 6,842.00 | 1,111.02 | 271.09 | .00 | 5,730.98 | 16.2% |
| 03319380 520100 | SUPPLIES/OTH OPER | 4,000.00 | 4,000.00 | 99.79 | .00 | .00 | 3,900.21 | 2.5% |
| 03319380 530100 | EQUIPMENT OPER/MAI | 4,000.00 | 4,000.00 | 1,056.67 | 1,056.67 | .00 | 2,943.33 | 26.4% |
| 03319380 530200 | VEHICLE OPERATION/ | 500.00 | 500.00 | 87.05 | 87.05 | 412.95 | .00 | 100.0% |
| 03319380 530500 | BUILDING MAINTENAN | 4,000.00 | 4,000.00 | 395.53 | 250.53 | 960.00 | 2,644.47 | 33.9% |
| 03319380 530900 | GROUPS MAINTENANC | 4,000.00 | 4,000.00 | .00 | .00 | .00 | 4,000.00 | .0% |
| 03319380 540600 | UTILITIES | 15,744.00 | 15,744.00 | 1,465.83 | 519.04 | 8,034.17 | 6,244.00 | 60.3% |
| | TOTAL PRECINCT 3 PARK | 123,560.00 | 123,560.00 | 27,933.79 | 8,052.28 | 9,407.12 | 86,219.09 | 30.2% |
| | TOTAL IDALOU/NEW DEAL PARK | .00 | .00 | -45,220.59 | -18,427.48 | 9,407.12 | 35,813.47 | 100.0% |
| | TOTAL REVENUES | -123,560.00 | -123,560.00 | -73,154.38 | -26,479.76 | .00 | -50,405.62 | |
| | TOTAL EXPENSES | 123,560.00 | 123,560.00 | 27,933.79 | 8,052.28 | 9,407.12 | 86,219.09 | |
| 034 SHALLOWATER PARK | | | | | | | | |
| 000 UNDEFINED | | | | | | | | |
| 034 400100 | CURRENT AD VALOREM TAXE | -110,884.00 | -110,884.00 | -72,311.14 | -26,393.47 | .00 | -38,572.86 | 65.2%* |

02/05/2021 13:04
RScott

Lubbock County
BUDGET SUMMARIES REPORT
ACCOUNT SUMMARY JANUARY 2021

P 29
glytdbud

FOR 2021 04

| 034 | SHALLOWATER PARK | ORIGINAL APPROP | REVISED BUDGET | YTD ACTUAL | MTD ACTUAL | ENCUMBRANCES | AVAILABLE BUDGET | PCT USED | |
|---------------------------|------------------------|-------------------------|-------------------|---------------|---------------|--------------|---------------------|-------------|-------|
| 034 | 400400 | PEN & INT - CURRENT LEV | -455.00 | -455.00 | .00 | .00 | -455.00 | .0%* | |
| 034 | 400500 | DELIO TAXES - PRIOR YEA | -676.00 | -676.00 | -200.27 | -56.68 | -475.73 | 29.6%* | |
| 034 | 400600 | PEN & INT - PRIOR YEARS | -344.00 | -344.00 | -96.55 | -29.61 | -247.45 | 28.1%* | |
| 034 | 470000 | INTEREST INCOME | -5,000.00 | -5,000.00 | -48.84 | .00 | -4,951.16 | 1.0%* | |
| 034 | 481600 | CONTRIBUTIONS | -2,500.00 | -2,500.00 | -650.00 | -100.00 | -1,850.00 | 26.0%* | |
| 034 | 736100 | DRAW FROM RESERVES | -141,368.00 | -141,368.00 | .00 | .00 | -141,368.00 | .0%* | |
| | TOTAL UNDEFINED | -261,227.00 | -261,227.00 | -73,306.80 | -26,579.76 | .00 | -187,920.20 | 28.1% | |
| 194 PRECINCT 4 PARK | | | | | | | | | |
| 03419480 | 500600 | STAFF EMPLOYEES | 24,923.00 | 24,923.00 | 7,567.08 | 1,846.93 | 17,355.92 | 30.4% | |
| 03419480 | 500800 | TEMPORARY | 1,500.00 | 1,500.00 | .00 | .00 | 1,500.00 | .0% | |
| 03419480 | 500900 | PART TIME POSITION | 16,378.00 | 16,378.00 | 4,264.00 | 1,040.00 | 12,114.00 | 26.0% | |
| 03419480 | 510100 | FICA | 2,654.00 | 2,654.00 | 710.03 | 173.18 | 1,943.97 | 26.8% | |
| 03419480 | 510200 | MEDICARE | 621.00 | 621.00 | 166.04 | 40.50 | 454.96 | 26.7% | |
| 03419480 | 510300 | RETIREMENT | 4,589.00 | 4,589.00 | 1,314.36 | 320.72 | 3,274.64 | 28.6% | |
| 03419480 | 510400 | GROUP HEALTH INSUR | 10,920.00 | 10,920.00 | 1,398.55 | 344.21 | 9,521.45 | 12.8% | |
| 03419480 | 510500 | GROUP DENTAL INSUR | 602.00 | 602.00 | 67.97 | 16.70 | 534.03 | 11.3% | |
| 03419480 | 510600 | LIFE INSURANCE | 87.00 | 87.00 | 8.22 | 2.02 | 78.78 | 9.4% | |
| 03419480 | 510700 | UNEMPLOYMENT INSUR | 39.00 | 39.00 | 9.51 | 2.32 | 29.49 | 24.4% | |
| 03419480 | 510900 | WORKER'S COMPENSAT | 2,714.00 | 2,714.00 | 960.47 | 234.38 | 1,753.53 | 35.4% | |
| 03419480 | 520100 | SUPPLIES/OTH OPER | 6,700.00 | 6,700.00 | 1,164.87 | 436.20 | 2,500.03 | 62.7% | |
| 03419480 | 523100 | NON-CAPITAL EQUIPM | 3,000.00 | 3,000.00 | .00 | .00 | 3,000.00 | .0% | |
| 03419480 | 530100 | EQUIPMENT OPER/MAI | 2,000.00 | 2,000.00 | .00 | .00 | 2,000.00 | .0% | |
| 03419480 | 530500 | BUILDING MAINTENAN | 2,000.00 | 2,000.00 | 155.00 | 40.00 | 625.00 | 1,220.00 | 39.0% |
| 03419480 | 530900 | GROUPS MAINTENANC | 10,000.00 | 10,000.00 | 41.40 | .00 | 9,958.60 | .4% | |
| 03419480 | 540600 | UTILITIES | 20,000.00 | 20,000.00 | 1,188.88 | 384.56 | 11,711.12 | 7,100.00 | 64.5% |
| 03419480 | 561400 | PROFESSIONAL SERVI | 2,500.00 | 2,500.00 | .00 | .00 | 2,500.00 | .0% | |
| 03419480 | 640600 | CAPITAL OUTLAY | 150,000.00 | 150,000.00 | .00 | .00 | 150,000.00 | .0% | |
| | TOTAL PRECINCT 4 PARK | 261,227.00 | 261,227.00 | 19,016.38 | 4,881.72 | 15,371.22 | 226,839.40 | 13.2% | |
| | TOTAL SHALLOWATER PARK | .00 | .00 | -54,290.42 | -21,698.04 | 15,371.22 | 38,919.20 | 100.0% | |
| | TOTAL REVENUES | -261,227.00 | -261,227.00 | -73,306.80 | -26,579.76 | .00 | -187,920.20 | | |
| | TOTAL EXPENSES | 261,227.00 | 261,227.00 | 19,016.38 | 4,881.72 | 15,371.22 | 226,839.40 | | |
| 041 PERMANENT IMPROVEMENT | | | | | | | | | |
| 000 UNDEFINED | | | | | | | | | |
| 041 | 400100 | CURRENT AD VALOREM TAXE | -2,217,684.00 | -2,217,684.00 | -1,446,226.29 | -527,871.00 | -771,457.71 | 65.2%* | |

02/05/2021 13:04
RScott

Lubbock County
BUDGET SUMMARIES REPORT
ACCOUNT SUMMARY JANUARY 2021

P 30
glytdbud

FOR 2021 04

| 041 | PERMANENT IMPROVEMENT | ORIGINAL APPROP | REVISED BUDGET | YTD ACTUAL | MTD ACTUAL | ENCUMBRANCES | AVAILABLE BUDGET | PCT USED |
|----------|--------------------------------|-----------------|----------------|---------------|---------------|--------------|------------------|----------|
| 041 | 400400 PEN & INT - CURRENT LEV | -9,093.00 | -9,093.00 | .00 | .00 | .00 | -9,093.00 | .0%* |
| 041 | 400500 DELIQ TAXES - PRIOR YEA | -13,528.00 | -13,528.00 | -4,005.26 | -1,133.52 | .00 | -9,522.74 | 29.6%* |
| 041 | 400600 PEN & INT - PRIOR YEARS | -6,875.00 | -6,875.00 | -1,931.39 | -592.33 | .00 | -4,943.61 | 28.1%* |
| 041 | 470000 INTEREST INCOME | -50,000.00 | -50,000.00 | -358.77 | .00 | .00 | -49,641.23 | .7%* |
| 041 | 483500 CRTS LEASE | -483,732.00 | -483,732.00 | -161,244.00 | -40,311.00 | .00 | -322,488.00 | 33.3%* |
| 041 | 736100 DRAW FROM RESERVES | -716,733.00 | -716,733.00 | .00 | .00 | .00 | -716,733.00 | .0%* |
| 041 | 801100 XFER FROM GENERAL FUND | -2,068,943.00 | -2,068,943.00 | -2,068,943.00 | -2,068,943.00 | .00 | .00 | 100.0% |
| | TOTAL UNDEFINED | -5,566,588.00 | -5,566,588.00 | -3,682,708.71 | -2,638,850.85 | .00 | -1,883,879.29 | 66.2% |
| 061 | FACILITY MAINTENANCE | | | | | | | |
| 04106140 | 561400 PROFESSIONAL SERVI | 400,200.00 | 400,200.00 | 23,964.74 | 11,218.30 | 233,933.26 | 142,302.00 | 64.4% |
| 04106140 | 579900 RENOV/REPAIR NON-C | 50,000.00 | 50,000.00 | 6,213.56 | 1,315.34 | 4,424.88 | 39,361.56 | 21.3% |
| 04106140 | 620800 COURTHOUSE RENOVAT | 400,000.00 | 400,000.00 | 155,551.83 | 15,322.21 | 194,840.09 | 49,608.08 | 87.6% |
| 04106140 | 621100 RENOVATION 900 MAI | 500,000.00 | 500,000.00 | 86,091.87 | 77,777.79 | 181,390.43 | 232,517.70 | 53.5% |
| 04106140 | 621700 LCJJC RENOVATIONS | 2,060,000.00 | 2,060,000.00 | 449,670.84 | 230,880.01 | 1,519,085.88 | 91,243.28 | 95.6% |
| 04106140 | 622200 CENTRAL GARAGE | 200,000.00 | 200,000.00 | .00 | .00 | .00 | 200,000.00 | .0% |
| 04106140 | 622300 OTHER BLDG RENOVAT | 1,100,000.00 | 1,100,000.00 | .00 | .00 | .00 | 1,100,000.00 | .0% |
| 04106140 | 622600 ENERGY & CONSERVAT | 856,388.00 | 856,388.00 | 290,582.03 | .00 | 565,805.97 | .00 | 100.0% |
| | TOTAL FACILITY MAINTENANCE | 5,566,588.00 | 5,566,588.00 | 1,012,074.87 | 336,513.65 | 2,699,480.51 | 1,855,032.62 | 66.7% |
| | TOTAL PERMANENT IMPROVEMENT | .00 | .00 | -2,670,633.84 | -2,302,337.20 | 2,699,480.51 | -28,846.67 | 100.0% |
| | TOTAL REVENUES | -5,566,588.00 | -5,566,588.00 | -3,682,708.71 | -2,638,850.85 | .00 | -1,883,879.29 | |
| | TOTAL EXPENSES | 5,566,588.00 | 5,566,588.00 | 1,012,074.87 | 336,513.65 | 2,699,480.51 | 1,855,032.62 | |
| 043 | LCETRZ NO1 TAX INCREMENT FUND | | | | | | | |
| 000 | UNDEFINED | | | | | | | |
| 043 | 470000 INTEREST INCOME | -3,000.00 | -3,000.00 | -101.01 | .00 | .00 | -2,898.99 | 3.4%* |
| 043 | 736100 DRAW FROM RESERVES | -554,290.00 | -554,290.00 | .00 | .00 | .00 | -554,290.00 | .0%* |
| 043 | 801100 XFER FROM GENERAL FUND | -145,800.00 | -166,812.00 | -166,811.13 | .00 | .00 | -.87 | 100.0%* |
| | TOTAL UNDEFINED | -703,090.00 | -724,102.00 | -166,912.14 | .00 | .00 | -557,189.86 | 23.1% |
| 090 | PUBLIC WORKS | | | | | | | |
| 04309090 | 623000 ROAD PROJECTS | 703,090.00 | 703,090.00 | .00 | .00 | .00 | 703,090.00 | .0% |

02/05/2021 13:04
RScott

Lubbock County
BUDGET SUMMARIES REPORT
ACCOUNT SUMMARY JANUARY 2021

P 31
glytdbud

FOR 2021 04

| | ORIGINAL APPROP | REVISED BUDGET | YTD ACTUAL | MTD ACTUAL | ENCUMBRANCES | AVAILABLE BUDGET | PCT USED |
|---|--------------------|-------------------|-------------|------------|--------------|---------------------|-------------|
| TOTAL PUBLIC WORKS | 703,090.00 | 703,090.00 | .00 | .00 | .00 | 703,090.00 | .0% |
| TOTAL LCETRZ NO1 TAX INCREMENT | .00 | -21,012.00 | -166,912.14 | .00 | .00 | 145,900.14 | 794.4% |
| TOTAL REVENUES | -703,090.00 | -724,102.00 | -166,912.14 | .00 | .00 | -557,189.86 | |
| TOTAL EXPENSES | 703,090.00 | 703,090.00 | .00 | .00 | .00 | 703,090.00 | |
| 046 TJJD (P) JJAEP GRANT | | | | | | | |
| 000 UNDEFINED | | | | | | | |
| <u>046 420390 TJPC-P JJAEP GRANT REVE</u> | -80,000.00 | -80,000.00 | -15,722.50 | .00 | .00 | -64,277.50 | 19.7%* |
| TOTAL UNDEFINED | -80,000.00 | -80,000.00 | -15,722.50 | .00 | .00 | -64,277.50 | 19.7% |
| 051 JUVENILE PROBATION | | | | | | | |
| <u>04605135 562300 INTER LOCAL AGREEM</u> | 80,000.00 | 80,000.00 | .00 | .00 | .00 | 80,000.00 | .0% |
| TOTAL JUVENILE PROBATION | 80,000.00 | 80,000.00 | .00 | .00 | .00 | 80,000.00 | .0% |
| TOTAL TJJD (P) JJAEP GRANT | .00 | .00 | -15,722.50 | .00 | .00 | 15,722.50 | 100.0% |
| TOTAL REVENUES | -80,000.00 | -80,000.00 | -15,722.50 | .00 | .00 | -64,277.50 | |
| TOTAL EXPENSES | 80,000.00 | 80,000.00 | .00 | .00 | .00 | 80,000.00 | |
| 047 TJJD (R) REG DIVERSION GRANT | | | | | | | |
| 000 UNDEFINED | | | | | | | |
| <u>047 420170 TJJD (R) GRANT REVENUE</u> | -15,628.00 | -15,628.00 | -12,793.98 | .00 | .00 | -2,834.02 | 81.9%* |
| TOTAL UNDEFINED | -15,628.00 | -15,628.00 | -12,793.98 | .00 | .00 | -2,834.02 | 81.9% |
| 051 JUVENILE PROBATION | | | | | | | |
| <u>04705135 520100 SUPPLIES/OTH OPER</u> | 15,628.00 | 15,628.00 | 12,421.34 | 12,421.34 | .00 | 3,206.66 | 79.5% |

02/05/2021 13:04
RScott

Lubbock County
BUDGET SUMMARIES REPORT
ACCOUNT SUMMARY JANUARY 2021

P 32
glytdbud

FOR 2021 04

| | ORIGINAL APPROP | REVISED BUDGET | YTD ACTUAL | MTD ACTUAL | ENCUMBRANCES | AVAILABLE BUDGET | PCT USED |
|------------------------------------|-----------------|----------------|-------------|-------------|--------------|------------------|----------|
| TOTAL JUVENILE PROBATION | 15,628.00 | 15,628.00 | 12,421.34 | 12,421.34 | .00 | 3,206.66 | 79.5% |
| TOTAL TJJD (R) REG DIVERSION G | .00 | .00 | -372.64 | 12,421.34 | .00 | 372.64 | 100.0% |
| TOTAL REVENUES | -15,628.00 | -15,628.00 | -12,793.98 | .00 | .00 | -2,834.02 | |
| TOTAL EXPENSES | 15,628.00 | 15,628.00 | 12,421.34 | 12,421.34 | .00 | 3,206.66 | |
| 050 JUVENILE STAR PROGRAM | | | | | | | |
| 000 UNDEFINED | | | | | | | |
| 050 424000 STAR PROGRAM-JUVENILE | -425,000.00 | -425,000.00 | -425,000.00 | -425,000.00 | .00 | .00 | 100.0% |
| 050 489900 OTHER REVENUE | -1,895.00 | -1,895.00 | .00 | .00 | .00 | -1,895.00 | .0%* |
| 050 805100 XFER FROM LCJJC | -175,000.00 | -175,000.00 | -175,000.00 | -175,000.00 | .00 | .00 | 100.0% |
| TOTAL UNDEFINED | -601,895.00 | -601,895.00 | -600,000.00 | -600,000.00 | .00 | -1,895.00 | 99.7% |
| 051 JUVENILE PROBATION | | | | | | | |
| 05005135 500600 STAFF EMPLOYEES | 396,155.00 | 396,155.00 | 103,819.90 | 24,382.64 | .00 | 292,335.10 | 26.2% |
| 05005135 510100 FICA | 25,236.00 | 25,236.00 | 6,160.64 | 1,431.62 | .00 | 19,075.36 | 24.4% |
| 05005135 510200 MEDICARE | 5,902.00 | 5,902.00 | 1,440.76 | 334.79 | .00 | 4,461.24 | 24.4% |
| 05005135 510300 RETIREMENT | 44,013.00 | 44,013.00 | 11,534.32 | 2,708.90 | .00 | 32,478.68 | 26.2% |
| 05005135 510400 GROUP HEALTH INSUR | 71,898.00 | 71,898.00 | 16,461.17 | 3,935.88 | .00 | 55,436.83 | 22.9% |
| 05005135 510500 GROUP DENTAL INSUR | 4,024.00 | 4,024.00 | 930.21 | 247.54 | .00 | 3,093.79 | 23.1% |
| 05005135 510600 LIFE INSURANCE | 538.00 | 538.00 | 144.17 | 34.73 | .00 | 393.83 | 26.8% |
| 05005135 510700 UNEMPLOYMENT INSUR | 2,275.00 | 2,275.00 | 82.98 | 19.49 | .00 | 2,192.02 | 3.6% |
| 05005135 510900 WORKER'S COMPENSAT | 15,263.00 | 15,263.00 | 3,882.70 | 884.45 | .00 | 11,380.30 | 25.4% |
| 05005135 520100 SUPPLIES/OTH OPER | 3,895.00 | 3,895.00 | 132.00 | .00 | .00 | 3,763.00 | 3.4% |
| 05005135 522400 UNIFORMS | 1,800.00 | 1,800.00 | 292.97 | .00 | .00 | 1,507.03 | 16.3% |
| 05005135 522700 RESIDENT SUPPLIES | 1,000.00 | 1,000.00 | .00 | .00 | .00 | 1,000.00 | .0% |
| 05005135 530200 VEHICLE OPERATION/ | 13,500.00 | 13,500.00 | 363.93 | 119.99 | 6,643.73 | 6,492.34 | 51.9% |
| 05005135 540100 COMMUNICATIONS - M | 546.00 | 546.00 | .00 | .00 | .00 | 546.00 | .0% |
| 05005135 550300 TRAVEL AND TRAININ | 7,750.00 | 7,750.00 | 80.50 | 80.50 | .00 | 7,669.50 | 1.0% |
| 05005135 550500 ASSOCIATION DUES | 100.00 | 100.00 | .00 | .00 | .00 | 100.00 | .0% |
| 05005135 562200 CONTRACT SERVICES | 8,000.00 | 8,000.00 | .00 | .00 | .00 | 8,000.00 | .0% |
| TOTAL JUVENILE PROBATION | 601,895.00 | 601,895.00 | 145,326.25 | 34,180.53 | 6,643.73 | 449,925.02 | 25.2% |
| TOTAL JUVENILE STAR PROGRAM | .00 | .00 | -454,673.75 | -565,819.47 | 6,643.73 | 448,030.02 | 100.0% |
| TOTAL REVENUES | -601,895.00 | -601,895.00 | -600,000.00 | -600,000.00 | .00 | -1,895.00 | |
| TOTAL EXPENSES | 601,895.00 | 601,895.00 | 145,326.25 | 34,180.53 | 6,643.73 | 449,925.02 | |

02/05/2021 13:04
RScott

Lubbock County
BUDGET SUMMARIES REPORT
ACCOUNT SUMMARY JANUARY 2021

P 33
glytdbud

FOR 2021 04

| 051 | JUVENILE PROBATION | ORIGINAL APPROP | REVISED BUDGET | YTD ACTUAL | MTD ACTUAL | ENCUMBRANCES | AVAILABLE BUDGET | PCT USED |
|------------------------|--------------------|-------------------------|----------------|---------------|---------------|--------------|------------------|----------|
| 051 JUVENILE PROBATION | | | | | | | | |
| 000 UNDEFINED | | | | | | | | |
| 051 | 451900 | JUVENILE PROBATION FEES | -5,000.00 | -5,000.00 | -1,491.00 | -483.00 | .00 | 29.8%* |
| 051 | 470000 | INTEREST INCOME | -75,000.00 | -75,000.00 | -1,111.46 | .00 | -73,888.54 | 1.5%* |
| 051 | 489900 | OTHER REVENUE | -2,000.00 | -2,000.00 | -218.74 | -218.74 | -1,781.26 | 10.9%* |
| 051 | 736100 | DRAW FROM RESERVES | -2,970,425.00 | -2,970,425.00 | .00 | .00 | -2,970,425.00 | .0%* |
| 051 | 801100 | XFER FROM GENERAL FUND | -4,216,154.00 | -4,216,154.00 | -1,405,384.72 | -351,346.16 | -2,810,769.28 | 33.3%* |
| 051 | 905000 | XFER TO STAR PROGRAM | 175,000.00 | 175,000.00 | 175,000.00 | 175,000.00 | .00 | 100.0% |
| 051 | 905400 | XFER TO JUV PROB COMM F | 411,254.00 | 411,254.00 | .00 | .00 | 411,254.00 | .0% |
| 051 | 905500 | XFER TO JUVENILE DETENT | 4,004,336.00 | 4,004,336.00 | 429,555.62 | .00 | 3,574,780.38 | 10.7% |
| 051 | 905700 | XFER TO FOOD SERVICE | 224,789.00 | 224,789.00 | 40,723.07 | .00 | 184,065.93 | 18.1% |
| 051 | 906400 | XFER TO TITLE IV-E | 106,400.00 | 106,400.00 | 9,167.70 | .00 | 97,232.30 | 8.6% |
| TOTAL UNDEFINED | | -2,346,800.00 | -2,346,800.00 | -753,759.53 | -177,047.90 | .00 | -1,593,040.47 | 32.1% |
| 051 JUVENILE PROBATION | | | | | | | | |
| 05105135 | 500200 | APPOINTED OFFICIAL | 112,025.00 | 112,025.00 | 36,124.69 | 8,810.90 | 75,900.31 | 32.2% |
| 05105135 | 500600 | STAFF EMPLOYEES | 1,341,465.00 | 1,341,465.00 | 345,817.31 | 84,601.35 | 995,647.69 | 25.8% |
| 05105135 | 500700 | OVERTIME COMPENSAT | .00 | .00 | 347.82 | 26.91 | -347.82 | 100.0%* |
| 05105135 | 510100 | FICA | 90,147.00 | 90,147.00 | 22,241.15 | 5,411.03 | 67,905.85 | 24.7% |
| 05105135 | 510200 | MEDICARE | 21,083.00 | 21,083.00 | 5,201.50 | 1,265.46 | 15,881.50 | 24.7% |
| 05105135 | 510300 | RETIREMENT | 161,538.00 | 161,538.00 | 42,472.13 | 10,381.02 | 119,065.87 | 26.3% |
| 05105135 | 510400 | GROUP HEALTH INSUR | 195,806.00 | 195,806.00 | 74,829.30 | 18,707.17 | 120,976.70 | 38.2% |
| 05105135 | 510500 | GROUP DENTAL INSUR | 10,790.00 | 10,790.00 | 3,588.02 | 877.05 | 7,201.98 | 33.3% |
| 05105135 | 510600 | LIFE INSURANCE | 1,560.00 | 1,560.00 | 445.84 | 109.44 | 1,114.16 | 28.6% |
| 05105135 | 510700 | UNEMPLOYMENT INSUR | 1,309.00 | 1,309.00 | 306.16 | 74.83 | 1,002.84 | 23.4% |
| 05105135 | 510900 | WORKER'S COMPENSAT | 3,926.00 | 3,926.00 | 3,469.56 | 367.41 | 456.44 | 88.4% |
| 05105135 | 520100 | SUPPLIES/OTH OPER | 41,500.00 | 41,500.00 | 9,572.86 | 4,301.85 | 4,107.14 | 90.1% |
| 05105135 | 522400 | UNIFORMS | 10,000.00 | 10,000.00 | 1,735.34 | 78.99 | 8,264.66 | 17.4% |
| 05105135 | 522700 | RESIDENT SUPPLIES | 5,000.00 | 5,000.00 | .00 | .00 | 5,000.00 | .0% |
| 05105135 | 522800 | LAW BOOKS | 1,000.00 | 1,000.00 | .00 | .00 | 1,000.00 | .0% |
| 05105135 | 523000 | NON-CAPITAL SOFTWA | 1,350.00 | 1,350.00 | .00 | .00 | 1,350.00 | .0% |
| 05105135 | 523100 | NON-CAPITAL EQUIPM | 2,000.00 | 2,000.00 | .00 | .00 | 2,000.00 | .0% |
| 05105135 | 530100 | EQUIPMENT OPER/MAI | 1,000.00 | 1,000.00 | .00 | .00 | 1,000.00 | .0% |
| 05105135 | 530200 | VEHICLE OPERATION/ | 7,500.00 | 7,500.00 | 703.87 | 133.64 | 1,500.00 | 80.0% |
| 05105135 | 530500 | BUILDING MAINTENAN | 66,000.00 | 66,000.00 | 4,853.37 | 1,262.20 | 47,176.47 | 28.5% |

02/05/2021 13:04
RScott

Lubbock County
BUDGET SUMMARIES REPORT
ACCOUNT SUMMARY JANUARY 2021

P 34
glytdbud

FOR 2021 04

| | ORIGINAL APPROP | REVISED BUDGET | YTD ACTUAL | MTD ACTUAL | ENCUMBRANCES | AVAILABLE BUDGET | PCT USED |
|------------------------------------|--------------------|-------------------|---------------|-------------|--------------|---------------------|-------------|
| 05105135 530800 SOFTWARE MAINTENAN | 10,000.00 | 10,000.00 | .00 | .00 | .00 | 10,000.00 | .0% |
| 05105135 530900 GROUNDS MAINTENANC | 5,910.00 | 5,910.00 | .00 | .00 | .00 | 5,910.00 | .0% |
| 05105135 540100 COMMUNICATIONS - M | 31,000.00 | 31,000.00 | 5,850.83 | 1,614.55 | 19,118.17 | 6,031.00 | 80.5% |
| 05105135 540600 UTILITIES | 115,000.00 | 115,000.00 | 20,049.30 | 1,630.53 | 88,792.70 | 6,158.00 | 94.6% |
| 05105135 550300 TRAVEL AND TRAININ | 78,775.00 | 78,775.00 | 5,267.18 | 908.31 | 500.00 | 73,007.82 | 7.3% |
| 05105135 550500 ASSOCIATION DUES | 1,116.00 | 1,116.00 | .00 | .00 | .00 | 1,116.00 | .0% |
| 05105135 562200 CONTRACT SERVICES | 30,000.00 | 30,000.00 | 250.00 | .00 | .00 | 29,750.00 | .8% |
| TOTAL JUVENILE PROBATION | 2,346,800.00 | 2,346,800.00 | 583,126.23 | 140,562.64 | 155,497.16 | 1,608,176.61 | 31.5% |
| TOTAL JUVENILE PROBATION | .00 | .00 | -170,633.30 | -36,485.26 | 155,497.16 | 15,136.14 | 100.0% |
| TOTAL REVENUES | -7,268,579.00 | -7,268,579.00 | -1,408,205.92 | -352,047.90 | .00 | -5,860,373.08 | |
| TOTAL EXPENSES | 7,268,579.00 | 7,268,579.00 | 1,237,572.62 | 315,562.64 | 155,497.16 | 5,875,509.22 | |
| 054 TJJD (A) JUV PROB COMM GRANT | | | | | | | |
| 000 UNDEFINED | | | | | | | |
| 054 421500 TJPC-A STATE AID | -1,649,081.00 | -1,649,081.00 | -740,011.32 | -137,424.00 | .00 | -909,069.68 | 44.9%* |
| 054 805100 XFER FROM LCJJC | -411,254.00 | -411,254.00 | .00 | .00 | .00 | -411,254.00 | .0%* |
| TOTAL UNDEFINED | -2,060,335.00 | -2,060,335.00 | -740,011.32 | -137,424.00 | .00 | -1,320,323.68 | 35.9% |
| 051 JUVENILE PROBATION | | | | | | | |
| 05405135 500600 STAFF EMPLOYEES | 841,469.00 | 841,469.00 | 196,513.15 | 48,221.02 | .00 | 644,955.85 | 23.4% |
| 05405135 500700 OVERTIME COMPENSAT | 2,000.00 | 2,000.00 | 838.88 | 22.78 | .00 | 1,161.12 | 41.9% |
| 05405135 501010 SUPPLEMENT PROBATI | 63,000.00 | 63,000.00 | 19,001.33 | 4,515.35 | .00 | 43,998.67 | 30.2% |
| 05405135 501100 SUPPLEMENT DETENTI | 31,000.00 | 31,000.00 | 8,243.80 | 1,958.40 | .00 | 22,756.20 | 26.6% |
| 05405135 510100 FICA | 60,014.00 | 60,014.00 | 13,281.50 | 3,232.45 | .00 | 46,732.50 | 22.1% |
| 05405135 510200 MEDICARE | 13,871.00 | 13,871.00 | 3,106.13 | 755.99 | .00 | 10,764.87 | 22.4% |
| 05405135 510300 RETIREMENT | 107,541.00 | 107,541.00 | 24,952.99 | 6,079.19 | .00 | 82,588.01 | 23.2% |
| 05405135 510400 GROUP HEALTH INSUR | 105,434.00 | 105,434.00 | 49,433.51 | 12,179.37 | .00 | 56,000.49 | 46.9% |
| 05405135 510500 GROUP DENTAL INSUR | 5,810.00 | 5,810.00 | 2,379.12 | 604.37 | .00 | 3,430.88 | 40.9% |
| 05405135 510600 LIFE INSURANCE | 840.00 | 840.00 | 305.25 | 77.90 | .00 | 534.75 | 36.3% |
| 05405135 510700 UNEMPLOYMENT INSUR | 871.00 | 871.00 | 179.42 | 43.73 | .00 | 691.58 | 20.6% |
| 05405135 510900 WORKER'S COMPENSAT | 40,848.00 | 40,848.00 | 6,641.26 | 1,524.23 | .00 | 34,206.74 | 16.3% |
| 05405135 540100 COMMUNICATIONS - M | 3,000.00 | 3,000.00 | 720.00 | .00 | .00 | 2,280.00 | 24.0% |
| 05405135 544100 RESIDENTIAL NON-SE | 72,623.00 | 72,623.00 | .00 | .00 | .00 | 72,623.00 | .0% |

02/05/2021 13:04
RScott

Lubbock County
BUDGET SUMMARIES REPORT
ACCOUNT SUMMARY JANUARY 2021

P 35
glytdbud

FOR 2021 04

| | ORIGINAL APPROP | REVISED BUDGET | YTD ACTUAL | MTD ACTUAL | ENCUMBRANCES | AVAILABLE BUDGET | PCT USED |
|------------------------------------|--------------------|-------------------|-------------|-------------|--------------|---------------------|-------------|
| 05405135 544420 RESIDENTIAL NON-SE | 99,961.00 | 99,961.00 | .00 | .00 | .00 | 99,961.00 | .0% |
| 05405135 544500 RESIDENTIAL MH CD | 84,700.00 | 84,700.00 | .00 | .00 | .00 | 84,700.00 | .0% |
| 05405135 544600 RESIDENTIAL MH PPA | 110,641.00 | 110,641.00 | 53,969.37 | 9,291.43 | 15,475.56 | 41,196.07 | 62.8% |
| 05405135 544700 RESIDENTIAL SECURE | 100,000.00 | 100,000.00 | 9,884.50 | 6,128.39 | 44,315.50 | 45,800.00 | 54.2% |
| 05405135 544810 RESIDENTIAL SECURE | 99,962.00 | 99,962.00 | 19,571.31 | 1,581.52 | 4,928.69 | 75,462.00 | 24.5% |
| 05405135 550303 TRAVEL AND TRAININ | 12,000.00 | 12,000.00 | 1,276.64 | .00 | .00 | 10,723.36 | 10.6% |
| 05405135 562200 CONTRACT SERVICES | 55,000.00 | 55,000.00 | 7,038.18 | .00 | .00 | 47,961.82 | 12.8% |
| 05405135 564500 CONTRACT SERVICES | 80,000.00 | 80,000.00 | 14,540.00 | 4,712.50 | .00 | 65,460.00 | 18.2% |
| 05405135 564600 CONTRACT SERVICES | 37,750.00 | 37,750.00 | 4,820.00 | 1,805.00 | .00 | 32,930.00 | 12.8% |
| 05405135 564800 ELECTRONIC MONITOR | 32,000.00 | 32,000.00 | 6,814.50 | 3,206.50 | 25,185.50 | .00 | 100.0% |
| TOTAL JUVENILE PROBATION | 2,060,335.00 | 2,060,335.00 | 443,510.84 | 105,940.12 | 89,905.25 | 1,526,918.91 | 25.9% |
| TOTAL TJJD (A) JUV PROB COMM G | .00 | .00 | -296,500.48 | -31,483.88 | 89,905.25 | 206,595.23 | 100.0% |
| TOTAL REVENUES | -2,060,335.00 | -2,060,335.00 | -740,011.32 | -137,424.00 | .00 | -1,320,323.68 | |
| TOTAL EXPENSES | 2,060,335.00 | 2,060,335.00 | 443,510.84 | 105,940.12 | 89,905.25 | 1,526,918.91 | |
| 055 JUVENILE DETENTION | | | | | | | |
| 000 UNDEFINED | | | | | | | |
| 055 451300 CONTRACTSERV-OTHER COUN | -500,000.00 | -500,000.00 | -162,460.00 | .00 | .00 | -337,540.00 | 32.5%* |
| 055 805100 XFER FROM LCJJC | -4,004,336.00 | -4,004,336.00 | -429,555.62 | .00 | .00 | -3,574,780.38 | 10.7%* |
| TOTAL UNDEFINED | -4,504,336.00 | -4,504,336.00 | -592,015.62 | .00 | .00 | -3,912,320.38 | 13.1% |
| 051 JUVENILE PROBATION | | | | | | | |
| 05505135 500600 STAFF EMPLOYEES | 2,922,303.00 | 2,897,303.00 | 683,032.10 | 173,630.64 | .00 | 2,214,270.90 | 23.6% |
| 05505135 500700 OVERTIME COMPENSAT | 25,500.00 | 50,500.00 | 44,861.44 | 1,749.03 | .00 | 5,638.56 | 88.8% |
| 05505135 500900 PART TIME POSITION | 27,735.00 | 27,735.00 | 4,328.47 | 731.55 | .00 | 23,406.53 | 15.6% |
| 05505135 510100 FICA | 184,452.00 | 184,452.00 | 43,471.49 | 10,443.84 | .00 | 140,980.51 | 23.6% |
| 05505135 510200 MEDICARE | 43,138.00 | 43,138.00 | 10,166.61 | 2,442.47 | .00 | 32,971.39 | 23.6% |
| 05505135 510300 RETIREMENT | 330,527.00 | 330,527.00 | 81,349.70 | 19,565.89 | .00 | 249,177.30 | 24.6% |
| 05505135 510400 GROUP HEALTH INSUR | 481,984.00 | 481,984.00 | 125,342.33 | 31,462.39 | .00 | 356,641.67 | 26.0% |
| 05505135 510500 GROUP DENTAL INSUR | 26,560.00 | 26,560.00 | 6,364.26 | 1,568.03 | .00 | 20,195.74 | 24.0% |
| 05505135 510600 LIFE INSURANCE | 3,840.00 | 3,840.00 | 869.53 | 214.73 | .00 | 2,970.47 | 22.6% |
| 05505135 510700 UNEMPLOYMENT INSUR | 2,678.00 | 2,678.00 | 585.39 | 140.85 | .00 | 2,092.61 | 21.9% |
| 05505135 510900 WORKER'S COMPENSAT | 125,547.00 | 125,547.00 | 28,707.05 | 6,885.52 | .00 | 96,839.95 | 22.9% |

02/05/2021 13:04
RSScott

Lubbock County
BUDGET SUMMARIES REPORT
ACCOUNT SUMMARY JANUARY 2021

P 36
glytbud

FOR 2021 04

| | ORIGINAL APPROP | REVISED BUDGET | YTD ACTUAL | MTD ACTUAL | ENCUMBRANCES | AVAILABLE BUDGET | PCT USED |
|------------------------------------|--------------------|-------------------|--------------|------------|--------------|---------------------|-------------|
| 05505135 520100 SUPPLIES/OTH OPER | 35,000.00 | 33,000.00 | 9,531.96 | 1,262.27 | 10,942.72 | 12,525.32 | 62.0% |
| 05505135 522700 RESIDENT SUPPLIES | 33,572.00 | 33,572.00 | 1,958.41 | 280.82 | 10,000.00 | 21,613.59 | 35.6% |
| 05505135 523100 NON-CAPITAL EQUIPM | 6,000.00 | 8,000.00 | 3,913.29 | .00 | .00 | 4,086.71 | 48.9% |
| 05505135 530100 EQUIPMENT OPER/MAI | 1,000.00 | 1,000.00 | .00 | .00 | .00 | 1,000.00 | .0% |
| 05505135 530200 VEHICLE OPERATION/ | 2,500.00 | 2,500.00 | 126.31 | 34.09 | 1,373.69 | 1,000.00 | 60.0% |
| 05505135 550201 RESIDENT TRANSPORT | 10,000.00 | 10,000.00 | 1,235.85 | 263.91 | .00 | 8,764.15 | 12.4% |
| 05505135 561100 MEDICAL FOR RESIDE | 6,000.00 | 6,000.00 | 2,298.33 | 3,235.78 | .00 | 3,701.67 | 38.3% |
| 05505135 561400 PROFESSIONAL SERVI | 5,000.00 | 5,000.00 | .00 | .00 | .00 | 5,000.00 | .0% |
| 05505135 562200 CONTRACT SERVICES | 115,000.00 | 115,000.00 | 15,945.00 | 8,090.00 | .00 | 99,055.00 | 13.9% |
| 05505135 564200 RESIDENTIAL PLACEM | 100,000.00 | 100,000.00 | 9,199.64 | 695.80 | 6,275.37 | 84,524.99 | 15.5% |
| 05505135 640700 OTHER EQUIPMENT | 16,000.00 | 16,000.00 | .00 | .00 | .00 | 16,000.00 | .0% |
| TOTAL JUVENILE PROBATION | 4,504,336.00 | 4,504,336.00 | 1,073,287.16 | 262,697.61 | 28,591.78 | 3,402,457.06 | 24.5% |
| TOTAL JUVENILE DETENTION | .00 | .00 | 481,271.54 | 262,697.61 | 28,591.78 | -509,863.32 | 100.0% |
| TOTAL REVENUES | -4,504,336.00 | -4,504,336.00 | -592,015.62 | .00 | .00 | -3,912,320.38 | |
| TOTAL EXPENSES | 4,504,336.00 | 4,504,336.00 | 1,073,287.16 | 262,697.61 | 28,591.78 | 3,402,457.06 | |
| 057 JUVENILE FOOD SERVICE | | | | | | | |
| 000 UNDEFINED | | | | | | | |
| 057 426600 DHS SCHOOL MEAL PROGRAM | -150,000.00 | -150,000.00 | -33,508.42 | -7,692.14 | .00 | -116,491.58 | 22.3%* |
| 057 426700 DHS COMMODITIES PROGRAM | -7,449.00 | -7,449.00 | .00 | .00 | .00 | -7,449.00 | .0%* |
| 057 805100 XFER FROM LCJJC | -224,789.00 | -224,789.00 | -40,723.07 | .00 | .00 | -184,065.93 | 18.1%* |
| TOTAL UNDEFINED | -382,238.00 | -382,238.00 | -74,231.49 | -7,692.14 | .00 | -308,006.51 | 19.4% |
| 051 JUVENILE PROBATION | | | | | | | |
| 05705135 500600 STAFF EMPLOYEES | 103,663.00 | 103,663.00 | 20,168.69 | 5,999.16 | .00 | 83,494.31 | 19.5% |
| 05705135 500700 OVERTIME COMPENSAT | 1,000.00 | 1,000.00 | 799.21 | .00 | .00 | 200.79 | 79.9% |
| 05705135 500800 TEMPORARY | 15,000.00 | 15,000.00 | 5,788.53 | 1,363.52 | .00 | 9,211.47 | 38.6% |
| 05705135 510100 FICA | 7,419.00 | 7,419.00 | 1,635.06 | 450.67 | .00 | 5,783.94 | 22.0% |
| 05705135 510200 MEDICARE | 1,735.00 | 1,735.00 | 382.39 | 105.40 | .00 | 1,352.61 | 22.0% |
| 05705135 510300 RETIREMENT | 13,295.00 | 13,295.00 | 2,329.54 | 666.51 | .00 | 10,965.46 | 17.5% |
| 05705135 510400 GROUP HEALTH INSUR | 22,593.00 | 22,593.00 | 4,718.78 | 1,150.92 | .00 | 17,874.22 | 20.9% |
| 05705135 510500 GROUP DENTAL INSUR | 1,245.00 | 1,245.00 | 257.32 | 62.76 | .00 | 987.68 | 20.7% |
| 05705135 510600 LIFE INSURANCE | 180.00 | 180.00 | 36.74 | 8.96 | .00 | 143.26 | 20.4% |

02/05/2021 13:04
RScott

Lubbock County
BUDGET SUMMARIES REPORT
ACCOUNT SUMMARY JANUARY 2021

P 37
glytdbud

FOR 2021 04

| | ORIGINAL APPROP | REVISED BUDGET | YTD ACTUAL | MTD ACTUAL | ENCUMBRANCES | AVAILABLE BUDGET | PCT USED |
|------------------------------------|--------------------|-------------------|------------|------------|--------------|---------------------|-------------|
| 05705135 510700 UNEMPLOYMENT INSUR | 108.00 | 108.00 | 21.41 | 5.89 | .00 | 86.59 | 19.8% |
| 05705135 510900 WORKER'S COMPENSAT | 5,050.00 | 5,050.00 | 1,129.13 | 310.70 | .00 | 3,920.87 | 22.4% |
| 05705135 520600 KITCHEN SUPPLIES | 4,500.00 | 4,500.00 | 1,005.59 | .00 | 1,156.74 | 2,337.67 | 48.1% |
| 05705135 521900 FOOD | 202,000.00 | 202,000.00 | 61,529.42 | 13,266.86 | 131,011.59 | 9,458.99 | 95.3% |
| 05705135 523100 NON-CAPITAL EQUIPM | 2,000.00 | 2,000.00 | .00 | .00 | .00 | 2,000.00 | .0% |
| 05705135 530100 EQUIPMENT OPER/MAI | 250.00 | 250.00 | .00 | .00 | .00 | 250.00 | .0% |
| 05705135 570100 RENTALS AND LEASES | 2,200.00 | 2,200.00 | 340.00 | 255.00 | 680.00 | 1,180.00 | 46.4% |
| TOTAL JUVENILE PROBATION | 382,238.00 | 382,238.00 | 100,141.81 | 23,646.35 | 132,848.33 | 149,247.86 | 61.0% |
| TOTAL JUVENILE FOOD SERVICE | .00 | .00 | 25,910.32 | 15,954.21 | 132,848.33 | -158,758.65 | 100.0% |
| TOTAL REVENUES | -382,238.00 | -382,238.00 | -74,231.49 | -7,692.14 | .00 | -308,006.51 | |
| TOTAL EXPENSES | 382,238.00 | 382,238.00 | 100,141.81 | 23,646.35 | 132,848.33 | 149,247.86 | |
| 064 TJJD (E) TITLE IV E GRANT | | | | | | | |
| 000 UNDEFINED | | | | | | | |
| 064 420380 TITLE IV-E TJPC (E) | -98,000.00 | -98,000.00 | -12,947.56 | .00 | .00 | -85,052.44 | 13.2%* |
| 064 427030 TJJD GRANT REVENUE | -1,000.00 | -1,000.00 | .00 | .00 | .00 | -1,000.00 | .0%* |
| 064 805100 XFER FROM LCJJC | -105,400.00 | -105,400.00 | -9,167.70 | .00 | .00 | -96,232.30 | 8.7%* |
| TOTAL UNDEFINED | -204,400.00 | -204,400.00 | -22,115.26 | .00 | .00 | -182,284.74 | 10.8% |
| 051 JUVENILE PROBATION | | | | | | | |
| 06405135 500600 STAFF EMPLOYEES | .00 | .00 | 15.82 | .00 | .00 | -15.82 | 100.0%* |
| 06405135 510100 FICA | .00 | .00 | .94 | .00 | .00 | -.94 | 100.0%* |
| 06405135 510200 MEDICARE | .00 | .00 | .22 | .00 | .00 | -.22 | 100.0%* |
| 06405135 510300 RETIREMENT | .00 | .00 | 1.76 | .00 | .00 | -1.76 | 100.0%* |
| 06405135 510700 UNEMPLOYMENT INSUR | .00 | .00 | .01 | .00 | .00 | -.01 | 100.0%* |
| 06405135 544400 RESIDENTIAL PLACEM | 204,400.00 | 204,400.00 | 24,118.18 | 6,128.39 | .00 | 180,281.82 | 11.8% |
| TOTAL JUVENILE PROBATION | 204,400.00 | 204,400.00 | 24,136.93 | 6,128.39 | .00 | 180,263.07 | 11.8% |
| TOTAL TJJD (E) TITLE IV E GRAN | .00 | .00 | 2,021.67 | 6,128.39 | .00 | -2,021.67 | 100.0% |
| TOTAL REVENUES | -204,400.00 | -204,400.00 | -22,115.26 | .00 | .00 | -182,284.74 | |
| TOTAL EXPENSES | 204,400.00 | 204,400.00 | 24,136.93 | 6,128.39 | .00 | 180,263.07 | |
| 066 CJD RE ENTRY DRUG COURT GRANT | | | | | | | |
| 000 UNDEFINED | | | | | | | |

02/05/2021 13:04
RScott

Lubbock County
BUDGET SUMMARIES REPORT
ACCOUNT SUMMARY JANUARY 2021

P 38
glytdbud

FOR 2021 04

| 066 | CJD RE ENTRY DRUG COURT GRANT | ORIGINAL APPROP | REVISED BUDGET | YTD ACTUAL | MTD ACTUAL | ENCUMBRANCES | AVAILABLE BUDGET | PCT USED |
|-------------------------|---|-----------------|----------------|------------|------------|--------------|------------------|----------|
| <hr/> | | | | | | | | |
| | <u>066 420100 GRANT REVENUE</u> | -40,953.00 | -40,953.00 | -9,928.55 | .00 | .00 | -31,024.45 | 24.2%* |
| | TOTAL UNDEFINED | -40,953.00 | -40,953.00 | -9,928.55 | .00 | .00 | -31,024.45 | 24.2% |
| <hr/> | | | | | | | | |
| 014 COURTS | | | | | | | | |
| <hr/> | | | | | | | | |
| | <u>06601420 520220 SUPPLIES/DRUG TEST</u> | 28,000.00 | 28,000.00 | 8,941.97 | .00 | .00 | 19,058.03 | 31.9% |
| | <u>06601420 523000 NON-CAPITAL SOFTWA</u> | 4,400.00 | 4,400.00 | 866.68 | 173.34 | 1,213.40 | 2,319.92 | 47.3% |
| | <u>06601420 540600 UTILITIES</u> | 250.00 | 250.00 | 37.08 | .00 | 212.92 | .00 | 100.0% |
| | <u>06601420 550300 TRAVEL AND TRAININ</u> | 5,000.00 | 5,000.00 | .00 | .00 | .00 | 5,000.00 | .0% |
| | <u>06601420 561400 PROFESSIONAL SERVI</u> | 803.00 | 803.00 | 256.16 | .00 | .00 | 546.84 | 31.9% |
| | <u>06601420 562200 CONTRACT SERVICES</u> | 2,500.00 | 2,500.00 | .00 | .00 | .00 | 2,500.00 | .0% |
| | TOTAL COURTS | 40,953.00 | 40,953.00 | 10,101.89 | 173.34 | 1,426.32 | 29,424.79 | 28.1% |
| | TOTAL CJD RE ENTRY DRUG COURT | .00 | .00 | 173.34 | 173.34 | 1,426.32 | -1,599.66 | 100.0% |
| | TOTAL REVENUES | -40,953.00 | -40,953.00 | -9,928.55 | .00 | .00 | -31,024.45 | |
| | TOTAL EXPENSES | 40,953.00 | 40,953.00 | 10,101.89 | 173.34 | 1,426.32 | 29,424.79 | |
| <hr/> | | | | | | | | |
| 067 CJD DWI COURT GRANT | | | | | | | | |
| <hr/> | | | | | | | | |
| 000 UNDEFINED | | | | | | | | |
| <hr/> | | | | | | | | |
| | <u>067 420100 GRANT REVENUE</u> | -36,612.00 | -36,612.00 | -6,127.27 | .00 | .00 | -30,484.73 | 16.7%* |
| | TOTAL UNDEFINED | -36,612.00 | -36,612.00 | -6,127.27 | .00 | .00 | -30,484.73 | 16.7% |
| <hr/> | | | | | | | | |
| 014 COURTS | | | | | | | | |
| <hr/> | | | | | | | | |
| | <u>06701420 520000 TREATMENT MATERIAL</u> | 500.00 | 500.00 | .00 | .00 | .00 | 500.00 | .0% |
| | <u>06701420 520220 SUPPLIES/DRUG TEST</u> | 23,300.00 | 23,300.00 | 5,184.25 | .00 | .00 | 18,115.75 | 22.3% |
| | <u>06701420 523000 NON-CAPITAL SOFTWA</u> | 3,994.00 | 3,994.00 | 866.65 | 173.33 | 1,213.31 | 1,914.04 | 52.1% |
| | <u>06701420 540600 UTILITIES</u> | 600.00 | 600.00 | 93.26 | .00 | 506.74 | .00 | 100.0% |
| | <u>06701420 550300 TRAVEL AND TRAININ</u> | 5,000.00 | 5,000.00 | .00 | .00 | .00 | 5,000.00 | .0% |
| | <u>06701420 561400 PROFESSIONAL SERVI</u> | 718.00 | 718.00 | 156.44 | .00 | .00 | 561.56 | 21.8% |

02/05/2021 13:04
RScott

Lubbock County
BUDGET SUMMARIES REPORT
ACCOUNT SUMMARY JANUARY 2021

P 39
glytdbud

FOR 2021 04

| | ORIGINAL APPROP | REVISED BUDGET | YTD ACTUAL | MTD ACTUAL | ENCUMBRANCES | AVAILABLE BUDGET | PCT USED |
|---|--------------------|-------------------|------------|------------|--------------|---------------------|-------------|
| <u>06701420 562200 CONTRACT SERVICES</u> | 2,500.00 | 2,500.00 | .00 | .00 | .00 | 2,500.00 | .0% |
| TOTAL COURTS | 36,612.00 | 36,612.00 | 6,300.60 | 173.33 | 1,720.05 | 28,591.35 | 21.9% |
| TOTAL CJD DWI COURT GRANT | .00 | .00 | 173.33 | 173.33 | 1,720.05 | -1,893.38 | 100.0% |
| TOTAL REVENUES | -36,612.00 | -36,612.00 | -6,127.27 | .00 | .00 | -30,484.73 | |
| TOTAL EXPENSES | 36,612.00 | 36,612.00 | 6,300.60 | 173.33 | 1,720.05 | 28,591.35 | |
| 070 ON LINE ACCESS | | | | | | | |
| 000 UNDEFINED | | | | | | | |
| <u>070 436910 ONLINE ACCESS FEE</u> | -35,000.00 | -35,000.00 | -24,406.00 | -6,945.00 | .00 | -10,594.00 | 69.7%* |
| <u>070 470000 INTEREST INCOME</u> | -4,000.00 | -4,000.00 | -57.51 | .00 | .00 | -3,942.49 | 1.4%* |
| <u>070 736100 DRAW FROM RESERVES</u> | -146,000.00 | -146,000.00 | .00 | .00 | .00 | -146,000.00 | .0%* |
| TOTAL UNDEFINED | -185,000.00 | -185,000.00 | -24,463.51 | -6,945.00 | .00 | -160,536.49 | 13.2% |
| 014 COURTS | | | | | | | |
| <u>07001420 520100 SUPPLIES/OTH OPER</u> | 95,000.00 | 95,000.00 | 3,244.87 | .00 | 419.72 | 91,335.41 | 3.9% |
| <u>07001420 523100 NON-CAPITAL EQUIPM</u> | 75,000.00 | 75,000.00 | .00 | .00 | .00 | 75,000.00 | .0% |
| <u>07001420 540100 COMMUNICATIONS - M</u> | 2,000.00 | 2,000.00 | .00 | .00 | .00 | 2,000.00 | .0% |
| <u>07001420 550300 TRAVEL AND TRAININ</u> | 8,000.00 | 8,000.00 | .00 | .00 | .00 | 8,000.00 | .0% |
| <u>07001420 562200 CONTRACT SERVICES</u> | 5,000.00 | 5,000.00 | .00 | .00 | .00 | 5,000.00 | .0% |
| TOTAL COURTS | 185,000.00 | 185,000.00 | 3,244.87 | .00 | 419.72 | 181,335.41 | 2.0% |
| TOTAL ON LINE ACCESS | .00 | .00 | -21,218.64 | -6,945.00 | 419.72 | 20,798.92 | 100.0% |
| TOTAL REVENUES | -185,000.00 | -185,000.00 | -24,463.51 | -6,945.00 | .00 | -160,536.49 | |
| TOTAL EXPENSES | 185,000.00 | 185,000.00 | 3,244.87 | .00 | 419.72 | 181,335.41 | |
| 072 CJD DRUG COURT GRANT | | | | | | | |
| 000 UNDEFINED | | | | | | | |
| <u>072 420100 GRANT REVENUE</u> | -48,991.00 | -48,991.00 | -4,488.43 | .00 | .00 | -44,502.57 | 9.2%* |

02/05/2021 13:04
RScott

Lubbock County
BUDGET SUMMARIES REPORT
ACCOUNT SUMMARY JANUARY 2021

P 40
glytdbud

FOR 2021 04

| 072 | CJD DRUG COURT GRANT | ORIGINAL APPROP | REVISED BUDGET | YTD ACTUAL | MTD ACTUAL | ENCUMBRANCES | AVAILABLE BUDGET | PCT USED |
|----------------------------------|------------------------------------|-----------------|----------------|------------|------------|--------------|------------------|----------|
| | TOTAL UNDEFINED | -48,991.00 | -48,991.00 | -4,488.43 | .00 | .00 | -44,502.57 | 9.2% |
| 014 COURTS | | | | | | | | |
| | 07201420 520000 TREATMENT MATERIAL | 1,000.00 | 1,000.00 | .00 | .00 | .00 | 1,000.00 | .0% |
| | 07201420 520100 SUPPLIES/OTH OPER | 500.00 | 500.00 | .00 | .00 | 500.00 | .00 | 100.0% |
| | 07201420 520220 SUPPLIES/DRUG TEST | 34,386.00 | 34,386.00 | 3,581.84 | .00 | .00 | 30,804.16 | 10.4% |
| | 07201420 523000 NON-CAPITAL SOFTWA | 3,994.00 | 3,994.00 | 866.67 | 173.33 | 1,213.29 | 1,914.04 | 52.1% |
| | 07201420 540600 UTILITIES | 650.00 | 650.00 | 93.26 | .00 | 556.74 | .00 | 100.0% |
| | 07201420 550300 TRAVEL AND TRAININ | 5,000.00 | 5,000.00 | .00 | .00 | .00 | 5,000.00 | .0% |
| | 07201420 561400 PROFESSIONAL SERVI | 961.00 | 961.00 | 119.99 | .00 | .00 | 841.01 | 12.5% |
| | 07201420 562200 CONTRACT SERVICES | 2,500.00 | 2,500.00 | .00 | .00 | .00 | 2,500.00 | .0% |
| | TOTAL COURTS | 48,991.00 | 48,991.00 | 4,661.76 | 173.33 | 2,270.03 | 42,059.21 | 14.1% |
| | TOTAL CJD DRUG COURT GRANT | .00 | .00 | 173.33 | 173.33 | 2,270.03 | -2,443.36 | 100.0% |
| | TOTAL REVENUES | -48,991.00 | -48,991.00 | -4,488.43 | .00 | .00 | -44,502.57 | |
| | TOTAL EXPENSES | 48,991.00 | 48,991.00 | 4,661.76 | 173.33 | 2,270.03 | 42,059.21 | |
| 074 COUNTY DRUG COURT COURT COST | | | | | | | | |
| 000 UNDEFINED | | | | | | | | |
| | 074 437000 DRUG COURT FEE | -18,520.00 | -18,520.00 | -3,659.52 | .00 | .00 | -14,860.48 | 19.8%* |
| | 074 437200 COUNTY SPECIALTY COURT | -18,520.00 | -18,520.00 | .00 | .00 | .00 | -18,520.00 | .0%* |
| | 074 470000 INTEREST INCOME | -1,700.00 | -1,700.00 | -43.56 | .00 | .00 | -1,656.44 | 2.6%* |
| | TOTAL UNDEFINED | -38,740.00 | -38,740.00 | -3,703.08 | .00 | .00 | -35,036.92 | 9.6% |
| 014 COURTS | | | | | | | | |
| | 07401420 520100 SUPPLIES/OTH OPER | 10,000.00 | 10,000.00 | .00 | .00 | 500.00 | 9,500.00 | 5.0% |
| | 07401420 523100 NON-CAPITAL EQUIPM | 2,000.00 | 2,000.00 | .00 | .00 | .00 | 2,000.00 | .0% |
| | 07401420 550300 TRAVEL AND TRAININ | 20,500.00 | 20,500.00 | .00 | .00 | .00 | 20,500.00 | .0% |
| | 07401420 562200 CONTRACT SERVICES | 6,240.00 | 6,240.00 | .00 | .00 | .00 | 6,240.00 | .0% |
| | TOTAL COURTS | 38,740.00 | 38,740.00 | .00 | .00 | 500.00 | 38,240.00 | 1.3% |

02/05/2021 13:04
RScott

Lubbock County
BUDGET SUMMARIES REPORT
ACCOUNT SUMMARY JANUARY 2021

P 41
glytdbud

FOR 2021 04

| | ORIGINAL APPROP | REVISED BUDGET | YTD ACTUAL | MTD ACTUAL | ENCUMBRANCES | AVAILABLE BUDGET | PCT USED |
|------------------------------------|--------------------|-------------------|------------|------------|--------------|---------------------|-------------|
| TOTAL COUNTY DRUG COURT COURT | .00 | .00 | -3,703.08 | .00 | 500.00 | 3,203.08 | 100.0% |
| TOTAL REVENUES | -38,740.00 | -38,740.00 | -3,703.08 | .00 | .00 | -35,036.92 | |
| TOTAL EXPENSES | 38,740.00 | 38,740.00 | .00 | .00 | 500.00 | 38,240.00 | |
| 075 DISPUTE RESOLUTION | | | | | | | |
| 000 UNDEFINED | | | | | | | |
| 075 438000 ADR FEES | -250,500.00 | -250,500.00 | -75,009.46 | -21,634.79 | .00 | -175,490.54 | 29.9%* |
| 075 438100 ADMIN FEES | -25,000.00 | -25,000.00 | -9,910.00 | -195.00 | .00 | -15,090.00 | 39.6%* |
| 075 438210 MEDIATION FEES | -41,000.00 | -41,000.00 | -8,586.30 | -856.25 | .00 | -32,413.70 | 20.9%* |
| 075 438400 TRAINING FEES | -25,750.00 | -25,750.00 | -2,950.00 | -2,500.00 | .00 | -22,800.00 | 11.5%* |
| 075 438500 ADR FEE OTH COUNTY | -700.00 | -700.00 | -75.00 | .00 | .00 | -625.00 | 10.7%* |
| 075 470000 INTEREST INCOME | .00 | .00 | .18 | .00 | .00 | -.18 | 100.0%* |
| 075 907600 XFER TO USDA-AG-MEDIATI | .00 | .00 | 6,798.35 | .00 | .00 | -6,798.35 | 100.0%* |
| TOTAL UNDEFINED | -342,950.00 | -342,950.00 | -89,732.23 | -25,186.04 | .00 | -253,217.77 | 26.2% |
| 075 DISPUTE RESOLUTION | | | | | | | |
| 07507525 500200 APPOINTED OFFICIAL | 51,305.00 | 51,305.00 | 15,559.04 | 3,803.32 | .00 | 35,745.96 | 30.3% |
| 07507525 500600 STAFF EMPLOYEES | 129,000.00 | 129,000.00 | 51,945.15 | 12,670.98 | .00 | 77,054.85 | 40.3% |
| 07507525 510100 FICA | 11,025.00 | 11,025.00 | 3,843.11 | 931.28 | .00 | 7,181.89 | 34.9% |
| 07507525 510200 MEDICARE | 2,580.00 | 2,580.00 | 898.75 | 217.76 | .00 | 1,681.25 | 34.8% |
| 07507525 510300 RETIREMENT | 19,800.00 | 19,800.00 | 7,499.75 | 1,830.30 | .00 | 12,300.25 | 37.9% |
| 07507525 510400 GROUP HEALTH INSUR | 24,300.00 | 24,300.00 | 12,916.36 | 3,303.86 | .00 | 11,383.64 | 53.2% |
| 07507525 510500 GROUP DENTAL INSUR | 1,340.00 | 1,340.00 | 597.40 | 133.02 | .00 | 742.60 | 44.6% |
| 07507525 510600 LIFE INSURANCE | 200.00 | 200.00 | 82.42 | 21.06 | .00 | 117.58 | 41.2% |
| 07507525 510700 UNEMPLOYMENT INSUR | 150.00 | 150.00 | 53.86 | 13.15 | .00 | 96.14 | 35.9% |
| 07507525 510900 WORKER'S COMPENSAT | 500.00 | 500.00 | 182.37 | 44.51 | .00 | 317.63 | 36.5% |
| 07507525 520100 SUPPLIES/OTH OPER | 11,000.00 | 11,000.00 | 2,668.91 | 973.96 | 2,334.40 | 5,996.69 | 45.5% |
| 07507525 520500 MARKETING | 1,300.00 | 1,300.00 | 399.41 | 23.98 | .00 | 900.59 | 30.7% |
| 07507525 522500 POSTAGE | 100.00 | 100.00 | .00 | .00 | .00 | 100.00 | .0% |
| 07507525 522800 LAW BOOKS | 1,500.00 | 1,500.00 | .00 | .00 | 1,494.00 | 6.00 | 99.6% |
| 07507525 522900 PUBLICATIONS LEGAL | 30.00 | 30.00 | .00 | .00 | .00 | 30.00 | .0% |
| 07507525 540100 COMMUNICATIONS - M | 1,500.00 | 1,500.00 | 312.24 | 207.24 | 1,167.76 | 20.00 | 98.7% |
| 07507525 550300 TRAVEL AND TRAININ | 17,000.00 | 17,000.00 | 83.00 | 18.00 | .00 | 16,917.00 | .5% |
| 07507525 550500 ASSOCIATION DUES | 1,300.00 | 1,300.00 | 195.00 | 75.00 | .00 | 1,105.00 | 15.0% |
| 07507525 561400 PROFESSIONAL SERVI | 4,000.00 | 4,000.00 | 1,120.73 | 310.13 | 2,839.27 | 40.00 | 99.0% |

02/05/2021 13:04
RScott

Lubbock County
BUDGET SUMMARIES REPORT
ACCOUNT SUMMARY JANUARY 2021

P 42
glytdbud

FOR 2021 04

| | ORIGINAL APPROP | REVISED BUDGET | YTD ACTUAL | MTD ACTUAL | ENCUMBRANCES | AVAILABLE BUDGET | PCT USED |
|------------------------------------|--------------------|-------------------|------------|------------|--------------|---------------------|-------------|
| 07507525 562200 CONTRACT SERVICES | 65,020.00 | 65,020.00 | 19,481.80 | 6,772.50 | .00 | 45,538.20 | 30.0% |
| TOTAL DISPUTE RESOLUTION | 342,950.00 | 342,950.00 | 117,839.30 | 31,350.05 | 7,835.43 | 217,275.27 | 36.6% |
| TOTAL DISPUTE RESOLUTION | .00 | .00 | 28,107.07 | 6,164.01 | 7,835.43 | -35,942.50 | 100.0% |
| TOTAL REVENUES | -342,950.00 | -342,950.00 | -96,530.58 | -25,186.04 | .00 | -246,419.42 | |
| TOTAL EXPENSES | 342,950.00 | 342,950.00 | 124,637.65 | 31,350.05 | 7,835.43 | 210,476.92 | |
| 076 USDA AG MEDIATION GRANT | | | | | | | |
| 000 UNDEFINED | | | | | | | |
| 076 422010 FSA-USDA GRANT REVENUE | -300,000.00 | -300,000.00 | -17,328.44 | .00 | .00 | -282,671.56 | 5.8%* |
| 076 438220 PROGRAM INCOME | -1,500.00 | -1,500.00 | -131.25 | .00 | .00 | -1,368.75 | 8.8%* |
| 076 480000 IN-KIND REVENUE | -118,500.00 | -118,500.00 | -628.13 | .00 | .00 | -117,871.87 | .5%* |
| 076 807500 XFER FROM DISPUTE RESOL | .00 | .00 | -6,798.35 | .00 | .00 | 6,798.35 | 100.0% |
| TOTAL UNDEFINED | -420,000.00 | -420,000.00 | -24,886.17 | .00 | .00 | -395,113.83 | 5.9% |
| 076 USDA AG MEDIATION GRANT | | | | | | | |
| 07607625 500200 APPOINTED OFFICIAL | 40,454.00 | 40,454.00 | 12,758.46 | 3,111.82 | .00 | 27,695.54 | 31.5% |
| 07607625 500600 STAFF EMPLOYEES | 100,976.00 | 100,976.00 | 10,522.50 | 2,645.24 | .00 | 90,453.50 | 10.4% |
| 07607625 510100 FICA | 8,800.00 | 8,800.00 | 1,363.81 | 337.21 | .00 | 7,436.19 | 15.5% |
| 07607625 510200 MEDICARE | 2,050.00 | 2,050.00 | 318.96 | 78.89 | .00 | 1,731.04 | 15.6% |
| 07607625 510300 RETIREMENT | 15,700.00 | 15,700.00 | 2,586.52 | 639.61 | .00 | 13,113.48 | 16.5% |
| 07607625 510400 GROUP HEALTH INSUR | 20,210.00 | 20,210.00 | 3,030.78 | 751.36 | .00 | 17,179.22 | 15.0% |
| 07607625 510500 GROUP DENTAL INSUR | 1,115.00 | 1,115.00 | 155.89 | 35.20 | .00 | 959.11 | 14.0% |
| 07607625 510600 LIFE INSURANCE | 175.00 | 175.00 | 20.74 | 5.16 | .00 | 154.26 | 11.9% |
| 07607625 510700 UNEMPLOYMENT INSUR | 120.00 | 120.00 | 18.74 | 4.63 | .00 | 101.26 | 15.6% |
| 07607625 510900 WORKER'S COMPENSAT | 400.00 | 400.00 | 62.84 | 15.54 | .00 | 337.16 | 15.7% |
| 07607625 520100 SUPPLIES/OTH OPER | 4,000.00 | 4,000.00 | 1,062.21 | .00 | 449.95 | 2,487.84 | 37.8% |
| 07607625 520500 MARKETING | 800.00 | 800.00 | .00 | .00 | .00 | 800.00 | .0% |
| 07607625 522500 POSTAGE | 200.00 | 200.00 | .00 | .00 | .00 | 200.00 | .0% |
| 07607625 550300 TRAVEL AND TRAININ | 65,000.00 | 65,000.00 | .00 | .00 | .00 | 65,000.00 | .0% |
| 07607625 562200 CONTRACT SERVICES | 41,500.00 | 41,500.00 | 1,078.13 | 468.75 | .00 | 40,421.87 | 2.6% |
| 07607625 599000 IN-KIND EXPENSE | 118,500.00 | 118,500.00 | 628.13 | .00 | .00 | 117,871.87 | .5% |
| TOTAL USDA AG MEDIATION GRANT | 420,000.00 | 420,000.00 | 33,607.71 | 8,093.41 | 449.95 | 385,942.34 | 8.1% |

02/05/2021 13:04
RScott

Lubbock County
BUDGET SUMMARIES REPORT
ACCOUNT SUMMARY JANUARY 2021

P 43
glytdbud

FOR 2021 04

| | ORIGINAL APPROP | REVISED BUDGET | YTD ACTUAL | MTD ACTUAL | ENCUMBRANCES | AVAILABLE BUDGET | PCT USED |
|------------------------------------|--------------------|-------------------|------------|------------|--------------|---------------------|-------------|
| TOTAL USDA AG MEDIATION GRANT | .00 | .00 | 8,721.54 | 8,093.41 | 449.95 | -9,171.49 | 100.0% |
| TOTAL REVENUES | -420,000.00 | -420,000.00 | -24,886.17 | .00 | .00 | -395,113.83 | |
| TOTAL EXPENSES | 420,000.00 | 420,000.00 | 33,607.71 | 8,093.41 | 449.95 | 385,942.34 | |
| 077 DOMESTIC RELATIONS OFFICE | | | | | | | |
| 000 UNDEFINED | | | | | | | |
| 077 438010 DRO FEES LUBBOCK COUNTY | -23,000.00 | -23,000.00 | -5,860.99 | -1,489.98 | .00 | -17,139.01 | 25.5%* |
| 077 438200 SERVICE FEES | -43,000.00 | -43,000.00 | -10,627.25 | -1,481.25 | .00 | -32,372.75 | 24.7%* |
| 077 438510 SUPERVISED VISITATION | -13,000.00 | -13,000.00 | -2,680.00 | .00 | .00 | -10,320.00 | 20.6%* |
| 077 438700 COMMUNITY SUPERVISION | -120,000.00 | -120,000.00 | -30,628.47 | .00 | .00 | -89,371.53 | 25.5%* |
| 077 470000 INTEREST INCOME | .00 | .00 | -.04 | .00 | .00 | .04 | 100.0% |
| TOTAL UNDEFINED | -199,000.00 | -199,000.00 | -49,796.75 | -2,971.23 | .00 | -149,203.25 | 25.0% |
| 075 DISPUTE RESOLUTION | | | | | | | |
| 07707525 500200 APPOINTED OFFICIAL | .00 | .00 | 34.58 | .00 | .00 | -34.58 | 100.0%* |
| 07707525 500600 STAFF EMPLOYEES | 76,305.00 | 76,305.00 | 27,457.33 | 6,356.56 | .00 | 48,847.67 | 36.0% |
| 07707525 500800 TEMPORARY | 12,645.00 | 12,645.00 | 2,775.00 | 567.50 | .00 | 9,870.00 | 21.9% |
| 07707525 510100 FICA | 5,305.00 | 5,305.00 | 1,847.13 | 422.86 | .00 | 3,457.87 | 34.8% |
| 07707525 510200 MEDICARE | 1,240.00 | 1,240.00 | 432.07 | 98.92 | .00 | 807.93 | 34.8% |
| 07707525 510300 RETIREMENT | 8,260.00 | 8,260.00 | 3,054.38 | 706.22 | .00 | 5,205.62 | 37.0% |
| 07707525 510400 GROUP HEALTH INSUR | 15,840.00 | 15,840.00 | 3,027.44 | 658.70 | .00 | 12,812.56 | 19.1% |
| 07707525 510500 GROUP DENTAL INSUR | 880.00 | 880.00 | 163.85 | 36.08 | .00 | 716.15 | 18.6% |
| 07707525 510600 LIFE INSURANCE | 130.00 | 130.00 | 41.54 | 9.62 | .00 | 88.46 | 32.0% |
| 07707525 510700 UNEMPLOYMENT INSUR | 65.00 | 65.00 | 24.29 | 5.56 | .00 | 40.71 | 37.4% |
| 07707525 510900 WORKER'S COMPENSAT | 220.00 | 220.00 | 81.70 | 18.69 | .00 | 138.30 | 37.1% |
| 07707525 520100 SUPPLIES/OTH OPER | 2,500.00 | 2,500.00 | 424.06 | .00 | 1,551.00 | 524.94 | 79.0% |
| 07707525 522800 LAW BOOKS | 200.00 | 200.00 | 161.00 | .00 | 39.00 | .00 | 100.0% |
| 07707525 550300 TRAVEL AND TRAININ | 2,100.00 | 2,100.00 | .00 | .00 | .00 | 2,100.00 | .0% |
| 07707525 550500 ASSOCIATION DUES | 310.00 | 310.00 | 180.00 | 180.00 | .00 | 130.00 | 58.1% |
| 07707525 562200 CONTRACT SERVICES | 73,000.00 | 73,000.00 | 16,207.00 | 6,278.75 | .00 | 56,793.00 | 22.2% |
| TOTAL DISPUTE RESOLUTION | 199,000.00 | 199,000.00 | 55,911.37 | 15,339.46 | 1,590.00 | 141,498.63 | 28.9% |
| TOTAL DOMESTIC RELATIONS OFFIC | .00 | .00 | 6,114.62 | 12,368.23 | 1,590.00 | -7,704.62 | 100.0% |
| TOTAL REVENUES | -199,000.00 | -199,000.00 | -49,796.75 | -2,971.23 | .00 | -149,203.25 | |
| TOTAL EXPENSES | 199,000.00 | 199,000.00 | 55,911.37 | 15,339.46 | 1,590.00 | 141,498.63 | |

02/05/2021 13:04
RScott

Lubbock County
BUDGET SUMMARIES REPORT
ACCOUNT SUMMARY JANUARY 2021

P 44
glytdbud

FOR 2021 04

| 079 | VENUE HOT & STVR TAX | ORIGINAL APPROP | REVISED BUDGET | YTD ACTUAL | MTD ACTUAL | ENCUMBRANCES | AVAILABLE BUDGET | PCT USED |
|--------------------------|--------------------------------|--------------------|-------------------|-------------|-------------|--------------|---------------------|-------------|
| 079 VENUE HOT & STVR TAX | | | | | | | | |
| 000 UNDEFINED | | | | | | | | |
| 079 | 401200 HOT TAX | -1,500,000.00 | -1,500,000.00 | -378,731.05 | -123,556.20 | .00 | -1,121,268.95 | 25.2%* |
| 079 | 401400 HOT TAX PENALTY & INTER | -3,000.00 | -3,000.00 | -137.99 | -24.08 | .00 | -2,862.01 | 4.6%* |
| 079 | 401600 SHORT TERM VEHICLE RENT | -600,000.00 | -600,000.00 | -168,280.73 | -53,558.43 | .00 | -431,719.27 | 28.0%* |
| 079 | 401700 STVR PENALTY AND INTERE | -2,000.00 | -2,000.00 | -12.89 | .00 | .00 | -1,987.11 | .6%* |
| 079 | 470000 INTEREST INCOME | -15,000.00 | -15,000.00 | -10,714.07 | -2,940.32 | .00 | -4,285.93 | 71.4%* |
| 079 | 489900 OTHER REVENUE | .00 | .00 | -32.40 | -32.40 | .00 | 32.40 | 100.0% |
| 079 | 920800 XFER TO SPECIAL TAX REV | 604,567.00 | 604,567.00 | 604,567.00 | 604,567.00 | .00 | .00 | 100.0% |
| | TOTAL UNDEFINED | -1,515,433.00 | -1,515,433.00 | 46,657.87 | 424,455.57 | .00 | -1,562,090.87 | -3.1% |
| 001 COMMISSIONERS' COURT | | | | | | | | |
| 079 | 00110 599900 OTHER CHARGES | 1,515,433.00 | 1,515,433.00 | .00 | .00 | .00 | 1,515,433.00 | .0% |
| | TOTAL COMMISSIONERS' COURT | 1,515,433.00 | 1,515,433.00 | .00 | .00 | .00 | 1,515,433.00 | .0% |
| | TOTAL VENUE HOT & STVR TAX | .00 | .00 | 46,657.87 | 424,455.57 | .00 | -46,657.87 | 100.0% |
| | TOTAL REVENUES | -2,120,000.00 | -2,120,000.00 | -557,909.13 | -180,111.43 | .00 | -1,562,090.87 | |
| | TOTAL EXPENSES | 2,120,000.00 | 2,120,000.00 | 604,567.00 | 604,567.00 | .00 | 1,515,433.00 | |
| 081 LAW LIBRARY | | | | | | | | |
| 000 UNDEFINED | | | | | | | | |
| 081 | 450900 COUNTY CLERK | -67,500.00 | -67,500.00 | -22,645.00 | -7,665.00 | .00 | -44,855.00 | 33.5%* |
| 081 | 451000 DISTRICT CLERK | -104,700.00 | -104,700.00 | -32,995.86 | -8,002.75 | .00 | -71,704.14 | 31.5%* |
| 081 | 470000 INTEREST INCOME | .00 | .00 | .34 | .00 | .00 | -.34 | 100.0%* |
| 081 | 484601 COPIES-NETWORK PRINTER | -200.00 | -200.00 | -16.10 | -3.00 | .00 | -183.90 | 8.1%* |
| 081 | 489900 OTHER REVENUE | .00 | .00 | -14.25 | .00 | .00 | 14.25 | 100.0% |
| 081 | 801100 XFER FROM GENERAL FUND | -26,505.00 | -26,505.00 | -26,505.00 | -26,505.00 | .00 | .00 | 100.0% |
| | TOTAL UNDEFINED | -198,905.00 | -198,905.00 | -82,175.87 | -42,175.75 | .00 | -116,729.13 | 41.3% |
| 081 LAW LIBRARY | | | | | | | | |

02/05/2021 13:04
RScott

Lubbock County
BUDGET SUMMARIES REPORT
ACCOUNT SUMMARY JANUARY 2021

P 45
glytdbud

FOR 2021 04

| | ORIGINAL APPROP | REVISED BUDGET | YTD ACTUAL | MTD ACTUAL | ENCUMBRANCES | AVAILABLE BUDGET | PCT USED |
|------------------------------------|--------------------|-------------------|------------|------------|--------------|---------------------|-------------|
| 08108125 500600 STAFF EMPLOYEES | 55,755.00 | 55,755.00 | 17,478.31 | 4,288.84 | .00 | 38,276.69 | 31.3% |
| 08108125 500800 TEMPORARY | 2,280.00 | 2,280.00 | 558.75 | 63.75 | .00 | 1,721.25 | 24.5% |
| 08108125 510100 FICA | 3,243.00 | 3,243.00 | 1,100.36 | 265.09 | .00 | 2,142.64 | 33.9% |
| 08108125 510200 MEDICARE | 759.00 | 759.00 | 257.35 | 62.00 | .00 | 501.65 | 33.9% |
| 08108125 510300 RETIREMENT | 5,556.00 | 5,556.00 | 1,941.86 | 476.50 | .00 | 3,614.14 | 35.0% |
| 08108125 510400 GROUP HEALTH INSUR | 7,531.00 | 7,531.00 | 2,359.39 | 575.46 | .00 | 5,171.61 | 31.3% |
| 08108125 510500 GROUP DENTAL INSUR | 415.00 | 415.00 | 128.66 | 31.38 | .00 | 286.34 | 31.0% |
| 08108125 510600 LIFE INSURANCE | 60.00 | 60.00 | 18.37 | 4.48 | .00 | 41.63 | 30.6% |
| 08108125 510700 UNEMPLOYMENT INSUR | 48.00 | 48.00 | 14.46 | 3.49 | .00 | 33.54 | 30.1% |
| 08108125 510900 WORKER'S COMPENSAT | 441.00 | 441.00 | 151.50 | 36.56 | .00 | 289.50 | 34.4% |
| 08108125 520100 SUPPLIES/OTH OPER | 1,757.00 | 1,757.00 | 1,144.68 | 24.88 | .00 | 612.32 | 65.1% |
| 08108125 550300 TRAVEL AND TRAININ | 1,661.00 | 1,661.00 | .00 | .00 | .00 | 1,661.00 | .0% |
| 08108125 550500 ASSOCIATION DUES | 641.00 | 641.00 | 15.00 | .00 | .00 | 626.00 | 2.3% |
| 08108125 561400 PROFESSIONAL SERVI | 19,589.00 | 19,589.00 | 6,451.00 | 1,612.75 | 13,138.00 | .00 | 100.0% |
| 08108125 630200 BOOKS AND PERIODIC | 99,169.00 | 99,169.00 | 61,059.68 | 4,396.00 | 36,924.22 | 1,185.10 | 98.8% |
| TOTAL LAW LIBRARY | 198,905.00 | 198,905.00 | 92,679.37 | 11,841.18 | 50,062.22 | 56,163.41 | 71.8% |
| TOTAL LAW LIBRARY | .00 | .00 | 10,503.50 | -30,334.57 | 50,062.22 | -60,565.72 | 100.0% |
| TOTAL REVENUES | -198,905.00 | -198,905.00 | -82,175.87 | -42,175.75 | .00 | -116,729.13 | |
| TOTAL EXPENSES | 198,905.00 | 198,905.00 | 92,679.37 | 11,841.18 | 50,062.22 | 56,163.41 | |
| 083 ELECTION SERVICES | | | | | | | |
| 000 UNDEFINED | | | | | | | |
| 083 453000 ELECTION SERVICES CONTR | -769,775.00 | -769,775.00 | .00 | .00 | .00 | -769,775.00 | .0%* |
| TOTAL UNDEFINED | -769,775.00 | -769,775.00 | .00 | .00 | .00 | -769,775.00 | .0% |
| 077 ELECTIONS | | | | | | | |
| 08307770 500600 STAFF EMPLOYEES | 42,858.00 | 42,858.00 | 26,079.59 | .00 | .00 | 16,778.41 | 60.9% |
| 08307770 500700 OVERTIME COMPENSAT | 45,000.00 | 45,000.00 | 12,411.00 | .00 | .00 | 32,589.00 | 27.6% |
| 08307770 500800 TEMPORARY | 20,000.00 | 20,000.00 | .00 | .00 | .00 | 20,000.00 | .0% |
| 08307770 510100 FICA | 6,687.00 | 6,687.00 | 2,291.90 | .00 | .00 | 4,395.10 | 34.3% |
| 08307770 510200 MEDICARE | 1,564.00 | 1,564.00 | 536.02 | .00 | .00 | 1,027.98 | 34.3% |
| 08307770 510300 RETIREMENT | 9,761.00 | 9,761.00 | 4,276.27 | .00 | .00 | 5,484.73 | 43.8% |

02/05/2021 13:04
RScott

Lubbock County
BUDGET SUMMARIES REPORT
ACCOUNT SUMMARY JANUARY 2021

P 46
glytdbud

FOR 2021 04

| | ORIGINAL APPROP | REVISED BUDGET | YTD ACTUAL | MTD ACTUAL | ENCUMBRANCES | AVAILABLE BUDGET | PCT USED |
|------------------------------------|--------------------|-------------------|-------------|------------|--------------|---------------------|-------------|
| 08307770 510400 GROUP HEALTH INSUR | .00 | .00 | 5,047.00 | .00 | .00 | -5,047.00 | 100.0%* |
| 08307770 510500 GROUP DENTAL INSUR | .00 | .00 | 269.07 | .00 | .00 | -269.07 | 100.0%* |
| 08307770 510600 LIFE INSURANCE | .00 | .00 | 32.92 | .00 | .00 | -32.92 | 100.0%* |
| 08307770 510700 UNEMPLOYMENT INSUR | 97.00 | 97.00 | 30.82 | .00 | .00 | 66.18 | 31.8% |
| 08307770 510900 WORKER'S COMPENSAT | 291.00 | 291.00 | 1,600.52 | .00 | .00 | -1,309.52 | 550.0%* |
| 08307770 520100 SUPPLIES/OTH OPER | 43,242.00 | 43,242.00 | .00 | .00 | .00 | 43,242.00 | .0% |
| 08307770 522500 POSTAGE | 25,000.00 | 25,000.00 | .00 | .00 | .00 | 25,000.00 | .0% |
| 08307770 522900 PUBLICATIONS LEGAL | 12,500.00 | 12,500.00 | .00 | .00 | .00 | 12,500.00 | .0% |
| 08307770 530200 VEHICLE OPERATION/ | 4,500.00 | 4,500.00 | 249.51 | .00 | 2,750.49 | 1,500.00 | 66.7% |
| 08307770 550300 TRAVEL AND TRAININ | 10,000.00 | 10,000.00 | .00 | .00 | .00 | 10,000.00 | .0% |
| 08307770 561400 PROFESSIONAL SERVI | 18,000.00 | 18,000.00 | .00 | .00 | .00 | 18,000.00 | .0% |
| 08307770 562200 CONTRACT SERVICES | 500,000.00 | 500,000.00 | 325,032.33 | .00 | 83,771.40 | 91,196.27 | 81.8% |
| 08307770 570100 RENTALS AND LEASES | 30,275.00 | 30,275.00 | 7,766.36 | .00 | 18,233.64 | 4,275.00 | 85.9% |
| TOTAL ELECTIONS | 769,775.00 | 769,775.00 | 385,623.31 | .00 | 104,755.53 | 279,396.16 | 63.7% |
| TOTAL ELECTION SERVICES | .00 | .00 | 385,623.31 | .00 | 104,755.53 | -490,378.84 | 100.0% |
| TOTAL REVENUES | -769,775.00 | -769,775.00 | .00 | .00 | .00 | -769,775.00 | |
| TOTAL EXPENSES | 769,775.00 | 769,775.00 | 385,623.31 | .00 | 104,755.53 | 279,396.16 | |
| 084 HELP AMERICA VOTE ACT | | | | | | | |
| 000 UNDEFINED | | | | | | | |
| 084 420100 GRANT REVENUE | -200,000.00 | -394,362.00 | -142,672.27 | .00 | .00 | -251,689.73 | 36.2%* |
| 084 420370 STATE REVENUE | .00 | -38,873.00 | -28,534.45 | .00 | .00 | -10,338.55 | 73.4%* |
| TOTAL UNDEFINED | -200,000.00 | -433,235.00 | -171,206.72 | .00 | .00 | -262,028.28 | 39.5% |
| 077 ELECTIONS | | | | | | | |
| 08407770 520100 SUPPLIES/OTH OPER | 100,000.00 | 151,000.00 | 1,066.70 | .00 | .00 | 149,933.30 | .7% |
| 08407770 562200 CONTRACT SERVICES | .00 | 172,235.00 | 53,618.66 | .00 | 1,262.39 | 117,353.95 | 31.9% |
| 08407770 667700 CAPITAL OUTLAY-ELE | 100,000.00 | 110,000.00 | .00 | .00 | .00 | 110,000.00 | .0% |
| TOTAL ELECTIONS | 200,000.00 | 433,235.00 | 54,685.36 | .00 | 1,262.39 | 377,287.25 | 12.9% |
| TOTAL HELP AMERICA VOTE ACT | .00 | .00 | -116,521.36 | .00 | 1,262.39 | 115,258.97 | 100.0% |
| TOTAL REVENUES | -200,000.00 | -433,235.00 | -171,206.72 | .00 | .00 | -262,028.28 | |
| TOTAL EXPENSES | 200,000.00 | 433,235.00 | 54,685.36 | .00 | 1,262.39 | 377,287.25 | |

02/05/2021 13:04
RScott

|Lubbock County
|BUDGET SUMMARIES REPORT
ACCOUNT SUMMARY JANUARY 2021

|P 47
|glytdbud

FOR 2021 04

| 085 | ELECTION ADMINISTRATION | ORIGINAL APPROP | REVISED BUDGET | YTD ACTUAL | MTD ACTUAL | ENCUMBRANCES | AVAILABLE BUDGET | PCT USED |
|-----------------------------|---|-----------------|----------------|------------|------------|--------------|------------------|----------|
| 085 ELECTION ADMINISTRATION | | | | | | | | |
| 000 UNDEFINED | | | | | | | | |
| | <u>085 453000 ELECTION SERVICES CONTR</u> | -67,700.00 | -67,700.00 | .00 | .00 | .00 | -67,700.00 | .0%* |
| | <u>085 470000 INTEREST INCOME</u> | .00 | .00 | -25.27 | .00 | .00 | 25.27 | 100.0% |
| | TOTAL UNDEFINED | -67,700.00 | -67,700.00 | -25.27 | .00 | .00 | -67,674.73 | .0% |
| 077 ELECTIONS | | | | | | | | |
| | <u>08507770 530800 SOFTWARE MAINTENAN</u> | 40,200.00 | 40,200.00 | 26,268.00 | .00 | .00 | 13,932.00 | 65.3% |
| | <u>08507770 550300 TRAVEL AND TRAININ</u> | 27,500.00 | 27,500.00 | .00 | .00 | .00 | 27,500.00 | .0% |
| | TOTAL ELECTIONS | 67,700.00 | 67,700.00 | 26,268.00 | .00 | .00 | 41,432.00 | 38.8% |
| | TOTAL ELECTION ADMINISTRATION | .00 | .00 | 26,242.73 | .00 | .00 | -26,242.73 | 100.0% |
| | TOTAL REVENUES | -67,700.00 | -67,700.00 | -25.27 | .00 | .00 | -67,674.73 | |
| | TOTAL EXPENSES | 67,700.00 | 67,700.00 | 26,268.00 | .00 | .00 | 41,432.00 | |
| 086 ELECTION EQUIPMENT | | | | | | | | |
| 000 UNDEFINED | | | | | | | | |
| | <u>086 453000 ELECTION SERVICES CONTR</u> | -79,500.00 | -79,500.00 | .00 | .00 | .00 | -79,500.00 | .0%* |
| | <u>086 470000 INTEREST INCOME</u> | .00 | .00 | -45.98 | .00 | .00 | 45.98 | 100.0% |
| | <u>086 736100 DRAW FROM RESERVES</u> | -6,000.00 | -6,000.00 | .00 | .00 | .00 | -6,000.00 | .0%* |
| | TOTAL UNDEFINED | -85,500.00 | -85,500.00 | -45.98 | .00 | .00 | -85,454.02 | .1% |
| 077 ELECTIONS | | | | | | | | |
| | <u>08607770 530100 EQUIPMENT OPER/MAI</u> | 79,500.00 | 79,500.00 | 79,500.00 | .00 | .00 | .00 | 100.0% |
| | <u>08607770 667700 CAPITAL OUTLAY-ELE</u> | 6,000.00 | 6,000.00 | 4,083.95 | .00 | .00 | 1,916.05 | 68.1% |

02/05/2021 13:04
RScott

Lubbock County
BUDGET SUMMARIES REPORT
ACCOUNT SUMMARY JANUARY 2021

P 48
glytdbud

FOR 2021 04

| | ORIGINAL APPROP | REVISED BUDGET | YTD ACTUAL | MTD ACTUAL | ENCUMBRANCES | AVAILABLE BUDGET | PCT USED |
|------------------------------------|--------------------|-------------------|-------------|------------|--------------|---------------------|-------------|
| TOTAL ELECTIONS | 85,500.00 | 85,500.00 | 83,583.95 | .00 | .00 | 1,916.05 | 97.8% |
| TOTAL ELECTION EQUIPMENT | .00 | .00 | 83,537.97 | .00 | .00 | -83,537.97 | 100.0% |
| TOTAL REVENUES | -85,500.00 | -85,500.00 | -45.98 | .00 | .00 | -85,454.02 | |
| TOTAL EXPENSES | 85,500.00 | 85,500.00 | 83,583.95 | .00 | .00 | 1,916.05 | |
| 090 DIST CLK RECORDS MGT. AND PRES | | | | | | | |
| 000 UNDEFINED | | | | | | | |
| 090 431200 DISTRICT CLERK RECORDS | -18,800.00 | -18,800.00 | -5,930.80 | -1,465.34 | .00 | -12,869.20 | 31.5%* |
| 090 470000 INTEREST INCOME | -600.00 | -600.00 | -12.08 | .00 | .00 | -587.92 | 2.0%* |
| 090 736100 DRAW FROM RESERVES | -22,301.00 | -22,301.00 | .00 | .00 | .00 | -22,301.00 | .0%* |
| TOTAL UNDEFINED | -41,701.00 | -41,701.00 | -5,942.88 | -1,465.34 | .00 | -35,758.12 | 14.3% |
| 023 DISTRICT CLERK | | | | | | | |
| 09002320 500800 TEMPORARY | 20,600.00 | 20,600.00 | 6,726.88 | 2,035.00 | .00 | 13,873.12 | 32.7% |
| 09002320 510100 FICA | 1,277.00 | 1,277.00 | 417.09 | 126.18 | .00 | 859.91 | 32.7% |
| 09002320 510200 MEDICARE | 299.00 | 299.00 | 97.55 | 29.51 | .00 | 201.45 | 32.6% |
| 09002320 510300 RETIREMENT | .00 | .00 | 5.87 | .00 | .00 | -5.87 | 100.0%* |
| 09002320 510700 UNEMPLOYMENT INSUR | 19.00 | 19.00 | 5.38 | 1.63 | .00 | 13.62 | 28.3% |
| 09002320 510900 WORKER'S COMPENSAT | 56.00 | 56.00 | 18.18 | 5.50 | .00 | 37.82 | 32.5% |
| 09002320 520100 SUPPLIES/OTH OPER | 16,450.00 | 16,450.00 | .00 | .00 | 1,450.00 | 15,000.00 | 8.8% |
| 09002320 562200 CONTRACT SERVICES | 3,000.00 | 3,000.00 | 196.00 | 196.00 | 2,804.00 | .00 | 100.0% |
| TOTAL DISTRICT CLERK | 41,701.00 | 41,701.00 | 7,466.95 | 2,393.82 | 4,254.00 | 29,980.05 | 28.1% |
| TOTAL DIST CLK RECORDS MGT. AN | .00 | .00 | 1,524.07 | 928.48 | 4,254.00 | -5,778.07 | 100.0% |
| TOTAL REVENUES | -41,701.00 | -41,701.00 | -5,942.88 | -1,465.34 | .00 | -35,758.12 | |
| TOTAL EXPENSES | 41,701.00 | 41,701.00 | 7,466.95 | 2,393.82 | 4,254.00 | 29,980.05 | |
| 091 CTY CLK RECORDS MGT. AND PRES | | | | | | | |
| 000 UNDEFINED | | | | | | | |
| 091 431200 COUNTY CLERK RECORDS MG | -545,725.00 | -545,725.00 | -206,404.73 | -55,939.58 | .00 | -339,320.27 | 37.8%* |

02/05/2021 13:04
RScott

Lubbock County
BUDGET SUMMARIES REPORT
ACCOUNT SUMMARY JANUARY 2021

P 49
glytdbud

FOR 2021 04

| 091 | CTY CLK RECORDS MGT. AND PRES | ORIGINAL APPROP | REVISED BUDGET | YTD ACTUAL | MTD ACTUAL | ENCUMBRANCES | AVAILABLE BUDGET | PCT USED |
|-------------------------------|---|--------------------|-------------------|-------------|------------|--------------|---------------------|-------------|
| | <u>091 470000 INTEREST INCOME</u> | -40,000.00 | -40,000.00 | -733.85 | .00 | .00 | -39,266.15 | 1.8%* |
| | <u>091 736100 DRAW FROM RESERVES</u> | -24,609.00 | -24,609.00 | .00 | .00 | .00 | -24,609.00 | .0%* |
| | TOTAL UNDEFINED | -610,334.00 | -610,334.00 | -207,138.58 | -55,939.58 | .00 | -403,195.42 | 33.9% |
| 003 COUNTY CLERK | | | | | | | | |
| | <u>09100310 500600 STAFF EMPLOYEES</u> | 100,000.00 | 100,000.00 | 19,441.90 | 4,741.94 | .00 | 80,558.10 | 19.4% |
| | <u>09100310 500700 OVERTIME COMPENSAT</u> | 1,000.00 | 1,000.00 | .00 | .00 | .00 | 1,000.00 | .0% |
| | <u>09100310 500900 PART TIME POSITION</u> | 37,534.00 | 37,534.00 | .00 | .00 | .00 | 37,534.00 | .0% |
| | <u>09100310 510100 FICA</u> | 8,589.00 | 8,589.00 | 1,176.92 | 277.56 | .00 | 7,412.08 | 13.7% |
| | <u>09100310 510200 MEDICARE</u> | 2,009.00 | 2,009.00 | 275.26 | 64.92 | .00 | 1,733.74 | 13.7% |
| | <u>09100310 510300 RETIREMENT</u> | 15,391.00 | 15,391.00 | 2,159.96 | 526.82 | .00 | 13,231.04 | 14.0% |
| | <u>09100310 510400 GROUP HEALTH INSUR</u> | 15,062.00 | 15,062.00 | 2,141.57 | 575.46 | .00 | 12,920.43 | 14.2% |
| | <u>09100310 510500 GROUP DENTAL INSUR</u> | 830.00 | 830.00 | 128.66 | 31.38 | .00 | 701.34 | 15.5% |
| | <u>09100310 510600 LIFE INSURANCE</u> | 120.00 | 120.00 | 36.74 | 8.96 | .00 | 83.26 | 30.6% |
| | <u>09100310 510700 UNEMPLOYMENT INSUR</u> | 125.00 | 125.00 | 15.58 | 3.80 | .00 | 109.42 | 12.5% |
| | <u>09100310 510900 WORKER'S COMPENSAT</u> | 374.00 | 374.00 | 52.48 | 12.80 | .00 | 321.52 | 14.0% |
| | <u>09100310 520100 SUPPLIES/OTH OPER</u> | 34,300.00 | 34,300.00 | .00 | .00 | .00 | 34,300.00 | .0% |
| | <u>09100310 530100 EQUIPMENT OPER/MAI</u> | 15,000.00 | 15,000.00 | .00 | .00 | .00 | 15,000.00 | .0% |
| | <u>09100310 561400 PROFESSIONAL SERVI</u> | 195,000.00 | 195,000.00 | .00 | .00 | .00 | 195,000.00 | .0% |
| | <u>09100310 562200 CONTRACT SERVICES</u> | 185,000.00 | 185,000.00 | .00 | .00 | .00 | 185,000.00 | .0% |
| | TOTAL COUNTY CLERK | 610,334.00 | 610,334.00 | 25,429.07 | 6,243.64 | .00 | 584,904.93 | 4.2% |
| | TOTAL CTY CLK RECORDS MGT. AND | .00 | .00 | -181,709.51 | -49,695.94 | .00 | 181,709.51 | 100.0% |
| | TOTAL REVENUES | -610,334.00 | -610,334.00 | -207,138.58 | -55,939.58 | .00 | -403,195.42 | |
| | TOTAL EXPENSES | 610,334.00 | 610,334.00 | 25,429.07 | 6,243.64 | .00 | 584,904.93 | |
| 092 CTY RECORDS MGT. AND PRES | | | | | | | | |
| 000 UNDEFINED | | | | | | | | |
| | <u>092 431400 COUNTY RECORDS MGT. & P</u> | -58,000.00 | -58,000.00 | -14,171.35 | -3,033.81 | .00 | -43,828.65 | 24.4%* |
| | <u>092 470000 INTEREST INCOME</u> | -6,000.00 | -6,000.00 | -72.22 | .00 | .00 | -5,927.78 | 1.2%* |
| | <u>092 736100 DRAW FROM RESERVES</u> | -18,948.00 | -18,948.00 | .00 | .00 | .00 | -18,948.00 | .0%* |
| | TOTAL UNDEFINED | -82,948.00 | -82,948.00 | -14,243.57 | -3,033.81 | .00 | -68,704.43 | 17.2% |
| 001 COMMISSIONERS' COURT | | | | | | | | |
| | <u>09200110 500600 STAFF EMPLOYEES</u> | 52,000.00 | 52,000.00 | 16,400.00 | 4,000.00 | .00 | 35,600.00 | 31.5% |

02/05/2021 13:04
RScott

Lubbock County
BUDGET SUMMARIES REPORT
ACCOUNT SUMMARY JANUARY 2021

P 50
glytdbud

FOR 2021 04

| | ORIGINAL APPROP | REVISED BUDGET | YTD ACTUAL | MTD ACTUAL | ENCUMBRANCES | AVAILABLE BUDGET | PCT USED |
|------------------------------------|--------------------|-------------------|------------|------------|--------------|---------------------|-------------|
| 09200110 510100 FICA | 3,224.00 | 3,224.00 | 923.02 | 221.20 | .00 | 2,300.98 | 28.6% |
| 09200110 510200 MEDICARE | 754.00 | 754.00 | 215.89 | 51.74 | .00 | 538.11 | 28.6% |
| 09200110 510300 RETIREMENT | 5,777.00 | 5,777.00 | 1,822.04 | 444.40 | .00 | 3,954.96 | 31.5% |
| 09200110 510400 GROUP HEALTH INSUR | 7,531.00 | 7,531.00 | 3,553.53 | 773.76 | .00 | 3,977.47 | 47.2% |
| 09200110 510500 GROUP DENTAL INSUR | 415.00 | 415.00 | 145.71 | 35.54 | .00 | 269.29 | 35.1% |
| 09200110 510600 LIFE INSURANCE | 60.00 | 60.00 | 18.37 | 4.48 | .00 | 41.63 | 30.6% |
| 09200110 510700 UNEMPLOYMENT INSUR | 47.00 | 47.00 | 13.12 | 3.20 | .00 | 33.88 | 27.9% |
| 09200110 510900 WORKER'S COMPENSAT | 140.00 | 140.00 | 137.76 | 33.60 | .00 | 2.24 | 98.4% |
| 09200110 520100 SUPPLIES/OTH OPER | 10,000.00 | 10,000.00 | .00 | .00 | .00 | 10,000.00 | .0% |
| 09200110 550300 TRAVEL AND TRAININ | 3,000.00 | 3,000.00 | .00 | .00 | .00 | 3,000.00 | .0% |
| TOTAL COMMISSIONERS' COURT | 82,948.00 | 82,948.00 | 23,229.44 | 5,567.92 | .00 | 59,718.56 | 28.0% |
| TOTAL CTY RECORDS MGT. AND PRE | .00 | .00 | 8,985.87 | 2,534.11 | .00 | -8,985.87 | 100.0% |
| TOTAL REVENUES | -82,948.00 | -82,948.00 | -14,243.57 | -3,033.81 | .00 | -68,704.43 | |
| TOTAL EXPENSES | 82,948.00 | 82,948.00 | 23,229.44 | 5,567.92 | .00 | 59,718.56 | |
| 093 COURTHOUSE SECURITY | | | | | | | |
| 000 UNDEFINED | | | | | | | |
| 093 431510 COURTHOUSE SECURITY FEE | -110,000.00 | -110,000.00 | -34,227.05 | -8,181.72 | .00 | -75,772.95 | 31.1%* |
| 093 470000 INTEREST INCOME | .00 | .00 | -3.44 | .00 | .00 | 3.44 | 100.0% |
| TOTAL UNDEFINED | -110,000.00 | -110,000.00 | -34,230.49 | -8,181.72 | .00 | -75,769.51 | 31.1% |
| 046 SHERIFF | | | | | | | |
| 09304630 500600 STAFF EMPLOYEES | 64,194.00 | 64,194.00 | 22,248.68 | 5,441.06 | .00 | 41,945.32 | 34.7% |
| 09304630 500700 OVERTIME COMPENSAT | 3,000.00 | 3,000.00 | .00 | .00 | .00 | 3,000.00 | .0% |
| 09304630 501300 LONGEVITY | 1,180.00 | 1,180.00 | 129.36 | 41.65 | .00 | 1,050.64 | 11.0% |
| 09304630 510100 FICA | 4,078.00 | 4,078.00 | 1,339.28 | 328.11 | .00 | 2,738.72 | 32.8% |
| 09304630 510200 MEDICARE | 954.00 | 954.00 | 313.21 | 76.73 | .00 | 640.79 | 32.8% |
| 09304630 510300 RETIREMENT | 6,946.00 | 6,946.00 | 2,486.19 | 609.12 | .00 | 4,459.81 | 35.8% |
| 09304630 510400 GROUP HEALTH INSUR | 11,071.00 | 11,071.00 | 3,369.32 | 827.99 | .00 | 7,701.68 | 30.4% |
| 09304630 510500 GROUP DENTAL INSUR | 610.00 | 610.00 | 206.87 | 50.84 | .00 | 403.13 | 33.9% |
| 09304630 510600 LIFE INSURANCE | 88.00 | 88.00 | 26.29 | 6.46 | .00 | 61.71 | 29.9% |
| 09304630 510700 UNEMPLOYMENT INSUR | 59.00 | 59.00 | 17.93 | 4.39 | .00 | 41.07 | 30.4% |
| 09304630 510900 WORKER'S COMPENSAT | 2,776.00 | 2,776.00 | 944.37 | 231.37 | .00 | 1,831.63 | 34.0% |

02/05/2021 13:04
RScott

Lubbock County
BUDGET SUMMARIES REPORT
ACCOUNT SUMMARY JANUARY 2021

P 51
glytdbud

FOR 2021 04

| | ORIGINAL APPROP | REVISED BUDGET | YTD ACTUAL | MTD ACTUAL | ENCUMBRANCES | AVAILABLE BUDGET | PCT USED |
|---|--------------------|-------------------|------------|------------|--------------|---------------------|-------------|
| <u>09304630 520100 SUPPLIES/OTH OPER</u> | 4,200.00 | 4,200.00 | 89.97 | .00 | 1,000.00 | 3,110.03 | 26.0% |
| <u>09304630 522400 UNIFORMS</u> | 5,844.00 | 5,844.00 | 4,443.67 | 450.75 | 56.33 | 1,344.00 | 77.0% |
| <u>09304630 550300 TRAVEL AND TRAININ</u> | 5,000.00 | 5,000.00 | .00 | .00 | .00 | 5,000.00 | .0% |
| TOTAL SHERIFF | 110,000.00 | 110,000.00 | 35,615.14 | 8,068.47 | 1,056.33 | 73,328.53 | 33.3% |
| TOTAL COURTHOUSE SECURITY | .00 | .00 | 1,384.65 | -113.25 | 1,056.33 | -2,440.98 | 100.0% |
| TOTAL REVENUES | -110,000.00 | -110,000.00 | -34,230.49 | -8,181.72 | .00 | -75,769.51 | |
| TOTAL EXPENSES | 110,000.00 | 110,000.00 | 35,615.14 | 8,068.47 | 1,056.33 | 73,328.53 | |
| 094 COURT RECORD PRESERVATION | | | | | | | |
| 000 UNDEFINED | | | | | | | |
| <u>094 430500 COUNTY CLERK COURT RECO</u> | -20,000.00 | -20,000.00 | -6,610.00 | -2,250.00 | .00 | -13,390.00 | 33.1%* |
| <u>094 432600 DISTRICT CLERK COURT RE</u> | -28,000.00 | -28,000.00 | -9,614.33 | -2,318.87 | .00 | -18,385.67 | 34.3%* |
| <u>094 470000 INTEREST INCOME</u> | -2,500.00 | -2,500.00 | -43.85 | .00 | .00 | -2,456.15 | 1.8%* |
| TOTAL UNDEFINED | -50,500.00 | -50,500.00 | -16,268.18 | -4,568.87 | .00 | -34,231.82 | 32.2% |
| 001 COMMISSIONERS' COURT | | | | | | | |
| <u>09400110 520200 SUPPLIES/OTH OPER</u> | 10,000.00 | 10,000.00 | .00 | .00 | 500.00 | 9,500.00 | 5.0% |
| <u>09400110 520300 SUPPLIES/OTH OPER</u> | 10,000.00 | 10,000.00 | .00 | .00 | .00 | 10,000.00 | .0% |
| <u>09400110 523600 NON-CAPITAL EQUIP</u> | 5,500.00 | 5,500.00 | .00 | .00 | .00 | 5,500.00 | .0% |
| <u>09400110 530400 EQUIPMENT OPER/MAI</u> | 5,000.00 | 5,000.00 | .00 | .00 | .00 | 5,000.00 | .0% |
| <u>09400110 562500 CONTRACT SERVICES</u> | 20,000.00 | 20,000.00 | .00 | .00 | .00 | 20,000.00 | .0% |
| TOTAL COMMISSIONERS' COURT | 50,500.00 | 50,500.00 | .00 | .00 | 500.00 | 50,000.00 | 1.0% |
| TOTAL COURT RECORD PRESERVATIO | .00 | .00 | -16,268.18 | -4,568.87 | 500.00 | 15,768.18 | 100.0% |
| TOTAL REVENUES | -50,500.00 | -50,500.00 | -16,268.18 | -4,568.87 | .00 | -34,231.82 | |
| TOTAL EXPENSES | 50,500.00 | 50,500.00 | .00 | .00 | 500.00 | 50,000.00 | |
| 095 LOCAL TRUANCY PREVENT & DIVERS | | | | | | | |
| 000 UNDEFINED | | | | | | | |
| <u>095 435500 TRUANCY PREVENTION</u> | -10,000.00 | -10,000.00 | -3,161.88 | .00 | .00 | -6,838.12 | 31.6%* |

02/05/2021 13:04
RScott

Lubbock County
BUDGET SUMMARIES REPORT
ACCOUNT SUMMARY JANUARY 2021

P 52
glytdbud

FOR 2021 04

| 095 | LOCAL TRUANCY PREVENT & DIVERS | ORIGINAL APPROP | REVISED BUDGET | YTD ACTUAL | MTD ACTUAL | ENCUMBRANCES | AVAILABLE BUDGET | PCT USED |
|----------------------------|---|-----------------|----------------|------------|------------|--------------|------------------|----------|
| | <u>095 470000 INTEREST INCOME</u> | .00 | .00 | -1.79 | .00 | .00 | 1.79 | 100.0% |
| | TOTAL UNDEFINED | -10,000.00 | -10,000.00 | -3,163.67 | .00 | .00 | -6,836.33 | 31.6% |
| 001 COMMISSIONERS' COURT | | | | | | | | |
| | <u>09500110 520100 SUPPLIES/OTH OPER</u> | 6,000.00 | 6,000.00 | .00 | .00 | .00 | 6,000.00 | .0% |
| | <u>09500110 550300 TRAVEL AND TRAININ</u> | 4,000.00 | 4,000.00 | .00 | .00 | .00 | 4,000.00 | .0% |
| | TOTAL COMMISSIONERS' COURT | 10,000.00 | 10,000.00 | .00 | .00 | .00 | 10,000.00 | .0% |
| | TOTAL LOCAL TRUANCY PREVENT & | .00 | .00 | -3,163.67 | .00 | .00 | 3,163.67 | 100.0% |
| | TOTAL REVENUES | -10,000.00 | -10,000.00 | -3,163.67 | .00 | .00 | -6,836.33 | |
| | TOTAL EXPENSES | 10,000.00 | 10,000.00 | .00 | .00 | .00 | 10,000.00 | |
| 096 HISTORICAL COMMISSION | | | | | | | | |
| 000 UNDEFINED | | | | | | | | |
| | <u>096 470000 INTEREST INCOME</u> | -100.00 | -100.00 | -2.44 | .00 | .00 | -97.56 | 2.4%* |
| | <u>096 472000 ROYALTIES & DONATIONS</u> | -500.00 | -500.00 | .00 | .00 | .00 | -500.00 | .0%* |
| | <u>096 801100 XFER FROM GENERAL FUND</u> | -5,750.00 | -5,750.00 | -5,750.00 | -5,750.00 | .00 | .00 | 100.0% |
| | TOTAL UNDEFINED | -6,350.00 | -6,350.00 | -5,752.44 | -5,750.00 | .00 | -597.56 | 90.6% |
| 001 COMMISSIONERS' COURT | | | | | | | | |
| | <u>09600110 520100 SUPPLIES/OTH OPER</u> | 1,700.00 | 1,700.00 | .00 | .00 | .00 | 1,700.00 | .0% |
| | <u>09600110 523100 NON-CAPITAL EQUIPM</u> | 3,950.00 | 3,950.00 | .00 | .00 | .00 | 3,950.00 | .0% |
| | <u>09600110 550300 TRAVEL AND TRAININ</u> | 700.00 | 700.00 | 544.50 | 544.50 | .00 | 155.50 | 77.8% |
| | TOTAL COMMISSIONERS' COURT | 6,350.00 | 6,350.00 | 544.50 | 544.50 | .00 | 5,805.50 | 8.6% |
| | TOTAL HISTORICAL COMMISSION | .00 | .00 | -5,207.94 | -5,205.50 | .00 | 5,207.94 | 100.0% |
| | TOTAL REVENUES | -6,350.00 | -6,350.00 | -5,752.44 | -5,750.00 | .00 | -597.56 | |
| | TOTAL EXPENSES | 6,350.00 | 6,350.00 | 544.50 | 544.50 | .00 | 5,805.50 | |
| 097 CHILD ABUSE PREVENTION | | | | | | | | |
| 000 UNDEFINED | | | | | | | | |

02/05/2021 13:04
RScott

Lubbock County
BUDGET SUMMARIES REPORT
ACCOUNT SUMMARY JANUARY 2021

P 53
glytdbud

FOR 2021 04

| 097 | CHILD ABUSE PREVENTION | ORIGINAL APPROP | REVISED BUDGET | YTD ACTUAL | MTD ACTUAL | ENCUMBRANCES | AVAILABLE BUDGET | PCT USED |
|-------|---|--------------------|-------------------|------------|------------|--------------|---------------------|-------------|
| <hr/> | | | | | | | | |
| | <u>097 430100 CO CHILD ABUSE PREVENTI</u> | -300.00 | -300.00 | -10.65 | .00 | .00 | -289.35 | 3.6%* |
| | <u>097 470000 INTEREST INCOME</u> | -25.00 | -25.00 | -.64 | .00 | .00 | -24.36 | 2.6%* |
| | TOTAL UNDEFINED | -325.00 | -325.00 | -11.29 | .00 | .00 | -313.71 | 3.5% |
| <hr/> | | | | | | | | |
| 001 | COMMISSIONERS' COURT | | | | | | | |
| <hr/> | | | | | | | | |
| | <u>09700110 561400 PROFESSIONAL SERVI</u> | 325.00 | 325.00 | .00 | .00 | .00 | 325.00 | .0% |
| | TOTAL COMMISSIONERS' COURT | 325.00 | 325.00 | .00 | .00 | .00 | 325.00 | .0% |
| | TOTAL CHILD ABUSE PREVENTION | .00 | .00 | -11.29 | .00 | .00 | 11.29 | 100.0% |
| | TOTAL REVENUES | -325.00 | -325.00 | -11.29 | .00 | .00 | -313.71 | |
| | TOTAL EXPENSES | 325.00 | 325.00 | .00 | .00 | .00 | 325.00 | |
| <hr/> | | | | | | | | |
| 098 | JUSTICE COURT TECHNOLOGY | | | | | | | |
| <hr/> | | | | | | | | |
| 000 | UNDEFINED | | | | | | | |
| <hr/> | | | | | | | | |
| | <u>098 430120 JUDICIAL TECH FUND FEE-</u> | .00 | .00 | .00 | 1,196.09 | .00 | .00 | .0% |
| | <u>098 430210 JUDICIAL TECH FUND FEE-</u> | .00 | .00 | .00 | 459.48 | .00 | .00 | .0% |
| | <u>098 430310 JUDICIAL TECH FUND FEE-</u> | .00 | .00 | .00 | 480.41 | .00 | .00 | .0% |
| | <u>098 430400 JUDICIAL TECH FUND FEE-</u> | .00 | .00 | .00 | 1,025.62 | .00 | .00 | .0% |
| | <u>098 470000 INTEREST INCOME</u> | .00 | .00 | -.09 | .00 | .00 | .09 | 100.0% |
| | TOTAL UNDEFINED | .00 | .00 | -.09 | 3,161.60 | .00 | .09 | 100.0% |
| | TOTAL JUSTICE COURT TECHNOLOGY | .00 | .00 | -.09 | 3,161.60 | .00 | .09 | 100.0% |
| | TOTAL REVENUES | .00 | .00 | -.09 | 3,161.60 | .00 | .09 | |
| <hr/> | | | | | | | | |
| 099 | CTY/DIST COURT TECHNOLOGY | | | | | | | |
| <hr/> | | | | | | | | |
| 000 | UNDEFINED | | | | | | | |
| <hr/> | | | | | | | | |
| | <u>099 430510 COUNTY COURT TECHNOLOGY</u> | -3,300.00 | -3,300.00 | -33.32 | -12.10 | .00 | -3,266.68 | 1.0%* |

02/05/2021 13:04
RScott

Lubbock County
BUDGET SUMMARIES REPORT
ACCOUNT SUMMARY JANUARY 2021

P 54
glytdbud

FOR 2021 04

| 099 | CTY/DIST COURT TECHNOLOGY | ORIGINAL APPROP | REVISED BUDGET | YTD ACTUAL | MTD ACTUAL | ENCUMBRANCES | AVAILABLE BUDGET | PCT USED |
|-----------------------------------|--------------------------------|-----------------|----------------|------------|------------|--------------|------------------|----------|
| 099 432610 | DISTRICT COURT TECHNOLO | -2,800.00 | -2,800.00 | -686.10 | -47.61 | .00 | -2,113.90 | 24.5%* |
| 099 470000 | INTEREST INCOME | -750.00 | -750.00 | -13.42 | .00 | .00 | -736.58 | 1.8%* |
| 099 736100 | DRAW FROM RESERVES | -3,150.00 | -3,150.00 | .00 | .00 | .00 | -3,150.00 | .0%* |
| | TOTAL UNDEFINED | -10,000.00 | -10,000.00 | -732.84 | -59.71 | .00 | -9,267.16 | 7.3% |
| 001 COMMISSIONERS' COURT | | | | | | | | |
| 09900110 520100 | SUPPLIES/OTH OPER | 7,500.00 | 7,500.00 | .00 | .00 | .00 | 7,500.00 | .0% |
| 09900110 530100 | EQUIPMENT OPER/MAI | 2,500.00 | 2,500.00 | .00 | .00 | .00 | 2,500.00 | .0% |
| | TOTAL COMMISSIONERS' COURT | 10,000.00 | 10,000.00 | .00 | .00 | .00 | 10,000.00 | .0% |
| | TOTAL CTY/DIST COURT TECHNOLOG | .00 | .00 | -732.84 | -59.71 | .00 | 732.84 | 100.0% |
| | TOTAL REVENUES | -10,000.00 | -10,000.00 | -732.84 | -59.71 | .00 | -9,267.16 | |
| | TOTAL EXPENSES | 10,000.00 | 10,000.00 | .00 | .00 | .00 | 10,000.00 | |
| 102 DIST COURT RECORDS TECHNOLOGY | | | | | | | | |
| 000 UNDEFINED | | | | | | | | |
| 102 437310 | DISTRICT COURT RECORDS | -32,000.00 | -32,000.00 | -11,228.12 | -2,786.35 | .00 | -20,771.88 | 35.1%* |
| 102 470000 | INTEREST INCOME | -1,500.00 | -1,500.00 | -16.48 | .00 | .00 | -1,483.52 | 1.1%* |
| 102 736100 | DRAW FROM RESERVES | -30,750.00 | -30,750.00 | .00 | .00 | .00 | -30,750.00 | .0%* |
| | TOTAL UNDEFINED | -64,250.00 | -64,250.00 | -11,244.60 | -2,786.35 | .00 | -53,005.40 | 17.5% |
| 023 DISTRICT CLERK | | | | | | | | |
| 10202320 530100 | EQUIPMENT OPER/MAI | 4,250.00 | 4,250.00 | .00 | .00 | .00 | 4,250.00 | .0% |
| 10202320 562200 | CONTRACT SERVICES | 60,000.00 | 60,000.00 | .00 | .00 | .00 | 60,000.00 | .0% |
| | TOTAL DISTRICT CLERK | 64,250.00 | 64,250.00 | .00 | .00 | .00 | 64,250.00 | .0% |
| | TOTAL DIST COURT RECORDS TECHN | .00 | .00 | -11,244.60 | -2,786.35 | .00 | 11,244.60 | 100.0% |
| | TOTAL REVENUES | -64,250.00 | -64,250.00 | -11,244.60 | -2,786.35 | .00 | -53,005.40 | |
| | TOTAL EXPENSES | 64,250.00 | 64,250.00 | .00 | .00 | .00 | 64,250.00 | |
| 103 COUNTY CLERK RECORDS ARCHIVES | | | | | | | | |

02/05/2021 13:04
RScott

Lubbock County
BUDGET SUMMARIES REPORT
ACCOUNT SUMMARY JANUARY 2021

P 55
glytdbud

FOR 2021 04

| 103 | COUNTY CLERK RECORDS ARCHIVES | ORIGINAL APPROP | REVISED BUDGET | YTD ACTUAL | MTD ACTUAL | ENCUMBRANCES | AVAILABLE BUDGET | PCT USED |
|--------------------------------|--------------------------------|-----------------|----------------|-------------|------------|--------------|------------------|----------|
| 000 UNDEFINED | | | | | | | | |
| <u>103 437300</u> | <u>COUNTY CLERK RECORDS AR</u> | -550,000.00 | -550,000.00 | -205,450.00 | -55,730.00 | .00 | -344,550.00 | 37.4%* |
| <u>103 470000</u> | <u>INTEREST INCOME</u> | -30,000.00 | -30,000.00 | -632.77 | .00 | .00 | -29,367.23 | 2.1%* |
| <u>103 736100</u> | <u>DRAW FROM RESERVES</u> | -880,000.00 | -880,000.00 | .00 | .00 | .00 | -880,000.00 | .0%* |
| | TOTAL UNDEFINED | -1,460,000.00 | -1,460,000.00 | -206,082.77 | -55,730.00 | .00 | -1,253,917.23 | 14.1% |
| 003 COUNTY CLERK | | | | | | | | |
| <u>10300310 561400</u> | <u>PROFESSIONAL SERVI</u> | 760,000.00 | 760,000.00 | .00 | .00 | .00 | 760,000.00 | .0% |
| <u>10300310 562200</u> | <u>CONTRACT SERVICES</u> | 700,000.00 | 700,000.00 | 6,843.25 | 2,653.20 | 36,156.75 | 657,000.00 | 6.1% |
| | TOTAL COUNTY CLERK | 1,460,000.00 | 1,460,000.00 | 6,843.25 | 2,653.20 | 36,156.75 | 1,417,000.00 | 2.9% |
| | TOTAL COUNTY CLERK RECORDS ARC | .00 | .00 | -199,239.52 | -53,076.80 | 36,156.75 | 163,082.77 | 100.0% |
| | TOTAL REVENUES | -1,460,000.00 | -1,460,000.00 | -206,082.77 | -55,730.00 | .00 | -1,253,917.23 | |
| | TOTAL EXPENSES | 1,460,000.00 | 1,460,000.00 | 6,843.25 | 2,653.20 | 36,156.75 | 1,417,000.00 | |
| 105 COMMUNITY/ECONOMIC DEV PRG | | | | | | | | |
| 000 UNDEFINED | | | | | | | | |
| <u>105 420300</u> | <u>STATE GRANT REVENUE</u> | -16,000.00 | -16,000.00 | .00 | .00 | .00 | -16,000.00 | .0%* |
| <u>105 470000</u> | <u>INTEREST INCOME</u> | .00 | .00 | -46.53 | .00 | .00 | 46.53 | 100.0% |
| | TOTAL UNDEFINED | -16,000.00 | -16,000.00 | -46.53 | .00 | .00 | -15,953.47 | .3% |
| 002 COUNTY JUDGE | | | | | | | | |
| <u>10500210 561400</u> | <u>PROFESSIONAL SERVI</u> | 16,000.00 | 16,000.00 | .00 | .00 | .00 | 16,000.00 | .0% |
| | TOTAL COUNTY JUDGE | 16,000.00 | 16,000.00 | .00 | .00 | .00 | 16,000.00 | .0% |
| | TOTAL COMMUNITY/ECONOMIC DEV P | .00 | .00 | -46.53 | .00 | .00 | 46.53 | 100.0% |
| | TOTAL REVENUES | -16,000.00 | -16,000.00 | -46.53 | .00 | .00 | -15,953.47 | |
| | TOTAL EXPENSES | 16,000.00 | 16,000.00 | .00 | .00 | .00 | 16,000.00 | |

02/05/2021 13:04
RScott

Lubbock County
BUDGET SUMMARIES REPORT
ACCOUNT SUMMARY JANUARY 2021

P 56
glytdbud

FOR 2021 04

| 108 | JP1 JUSTICE COURT TECHNOLOGY | ORIGINAL APPROP | REVISED BUDGET | YTD ACTUAL | MTD ACTUAL | ENCUMBRANCES | AVAILABLE BUDGET | PCT USED |
|----------------------------------|---|--------------------|-------------------|------------|------------|--------------|---------------------|-------------|
| 108 JP1 JUSTICE COURT TECHNOLOGY | | | | | | | | |
| 000 UNDEFINED | | | | | | | | |
| | <u>108 430120 JUDICIAL TECH FUND FEE-</u> | -7,500.00 | -7,500.00 | -1,281.13 | -1,281.13 | .00 | -6,218.87 | 17.1%* |
| | <u>108 470000 INTEREST INCOME</u> | -1,500.00 | -1,500.00 | -14.24 | .00 | .00 | -1,485.76 | .9%* |
| | <u>108 736100 DRAW FROM RESERVES</u> | -49,153.00 | -49,153.00 | .00 | .00 | .00 | -49,153.00 | .0%* |
| | TOTAL UNDEFINED | -58,153.00 | -58,153.00 | -1,295.37 | -1,281.13 | .00 | -56,857.63 | 2.2% |
| 001 COMMISSIONERS' COURT | | | | | | | | |
| | <u>10800120 500800 TEMPORARY</u> | 17,000.00 | 17,000.00 | .00 | .00 | .00 | 17,000.00 | .0% |
| | <u>10800120 500900 PART TIME POSITION</u> | 1,054.00 | 1,054.00 | .00 | .00 | .00 | 1,054.00 | .0% |
| | <u>10800120 510100 FICA</u> | 247.00 | 247.00 | .00 | .00 | .00 | 247.00 | .0% |
| | <u>10800120 510200 MEDICARE</u> | 1,889.00 | 1,889.00 | .00 | .00 | .00 | 1,889.00 | .0% |
| | <u>10800120 510500 GROUP DENTAL INSUR</u> | 16.00 | 16.00 | .00 | .00 | .00 | 16.00 | .0% |
| | <u>10800120 510600 LIFE INSURANCE</u> | 47.00 | 47.00 | .00 | .00 | .00 | 47.00 | .0% |
| | <u>10800120 520100 SUPPLIES/OTH OPER</u> | 4,400.00 | 4,400.00 | .00 | .00 | .00 | 4,400.00 | .0% |
| | <u>10800120 523000 NON-CAPITAL SOFTWA</u> | 4,500.00 | 4,500.00 | .00 | .00 | .00 | 4,500.00 | .0% |
| | <u>10800120 523100 NON-CAPITAL EQUIPM</u> | 4,500.00 | 4,500.00 | .00 | .00 | .00 | 4,500.00 | .0% |
| | <u>10800120 540100 COMMUNICATIONS - M</u> | 3,000.00 | 3,000.00 | 270.88 | 135.44 | 2,729.12 | .00 | 100.0% |
| | <u>10800120 550300 TRAVEL AND TRAININ</u> | 1,500.00 | 1,500.00 | .00 | .00 | .00 | 1,500.00 | .0% |
| | <u>10800120 561400 PROFESSIONAL SERVI</u> | 20,000.00 | 20,000.00 | .00 | .00 | .00 | 20,000.00 | .0% |
| | TOTAL COMMISSIONERS' COURT | 58,153.00 | 58,153.00 | 270.88 | 135.44 | 2,729.12 | 55,153.00 | 5.2% |
| | TOTAL JP1 JUSTICE COURT TECHN | .00 | .00 | -1,024.49 | -1,145.69 | 2,729.12 | -1,704.63 | 100.0% |
| | TOTAL REVENUES | -58,153.00 | -58,153.00 | -1,295.37 | -1,281.13 | .00 | -56,857.63 | |
| | TOTAL EXPENSES | 58,153.00 | 58,153.00 | 270.88 | 135.44 | 2,729.12 | 55,153.00 | |
| 109 JP2 JUSTICE COURT TECHNOLOGY | | | | | | | | |
| 000 UNDEFINED | | | | | | | | |
| | <u>109 430210 JUDICIAL TECH FUND FEE-</u> | -2,000.00 | -2,000.00 | -538.62 | -538.62 | .00 | -1,461.38 | 26.9%* |

02/05/2021 13:04
RScott

Lubbock County
BUDGET SUMMARIES REPORT
ACCOUNT SUMMARY JANUARY 2021

P 57
glytdbud

FOR 2021 04

| 109 | JP2 JUSTICE COURT TECHNOLOGY | ORIGINAL APPROP | REVISED BUDGET | YTD ACTUAL | MTD ACTUAL | ENCUMBRANCES | AVAILABLE BUDGET | PCT USED |
|----------------------------------|---|-----------------|----------------|------------|------------|--------------|------------------|----------|
| | <u>109 470000 INTEREST INCOME</u> | -333.00 | -333.00 | -19.44 | .00 | .00 | -313.56 | 5.8%* |
| | <u>109 736100 DRAW FROM RESERVES</u> | -45,479.00 | -45,479.00 | .00 | .00 | .00 | -45,479.00 | .0%* |
| | TOTAL UNDEFINED | -47,812.00 | -47,812.00 | -558.06 | -538.62 | .00 | -47,253.94 | 1.2% |
| 001 COMMISSIONERS' COURT | | | | | | | | |
| | <u>10900120 500800 TEMPORARY</u> | 7,000.00 | 7,000.00 | .00 | .00 | .00 | 7,000.00 | .0% |
| | <u>10900120 500900 PART TIME POSITION</u> | 17,000.00 | 17,000.00 | .00 | .00 | .00 | 17,000.00 | .0% |
| | <u>10900120 510100 FICA</u> | 1,488.00 | 1,488.00 | .00 | .00 | .00 | 1,488.00 | .0% |
| | <u>10900120 510200 MEDICARE</u> | 348.00 | 348.00 | .00 | .00 | .00 | 348.00 | .0% |
| | <u>10900120 510300 RETIREMENT</u> | 1,889.00 | 1,889.00 | .00 | .00 | .00 | 1,889.00 | .0% |
| | <u>10900120 510700 UNEMPLOYMENT INSUR</u> | 22.00 | 22.00 | .00 | .00 | .00 | 22.00 | .0% |
| | <u>10900120 510900 WORKER'S COMPENSAT</u> | 65.00 | 65.00 | .00 | .00 | .00 | 65.00 | .0% |
| | <u>10900120 520100 SUPPLIES/OTH OPER</u> | 7,500.00 | 7,500.00 | .00 | .00 | .00 | 7,500.00 | .0% |
| | <u>10900120 523000 NON-CAPITAL SOFTWA</u> | 7,500.00 | 7,500.00 | .00 | .00 | .00 | 7,500.00 | .0% |
| | <u>10900120 550300 TRAVEL AND TRAININ</u> | 5,000.00 | 5,000.00 | .00 | .00 | .00 | 5,000.00 | .0% |
| | TOTAL COMMISSIONERS' COURT | 47,812.00 | 47,812.00 | .00 | .00 | .00 | 47,812.00 | .0% |
| | TOTAL JP2 JUSTICE COURT TECHNO | .00 | .00 | -558.06 | -538.62 | .00 | 558.06 | 100.0% |
| | TOTAL REVENUES | -47,812.00 | -47,812.00 | -558.06 | -538.62 | .00 | -47,253.94 | |
| | TOTAL EXPENSES | 47,812.00 | 47,812.00 | .00 | .00 | .00 | 47,812.00 | |
| 110 JP3 JUSTICE COURT TECHNOLOGY | | | | | | | | |
| 000 UNDEFINED | | | | | | | | |
| | <u>110 430310 JUDICIAL TECH FUND FEE-</u> | -2,000.00 | -2,000.00 | -490.15 | -490.15 | .00 | -1,509.85 | 24.5%* |
| | <u>110 470000 INTEREST INCOME</u> | -101.00 | -101.00 | -5.83 | .00 | .00 | -95.17 | 5.8%* |
| | <u>110 736100 DRAW FROM RESERVES</u> | -5,999.00 | -5,999.00 | .00 | .00 | .00 | -5,999.00 | .0%* |
| | TOTAL UNDEFINED | -8,100.00 | -8,100.00 | -495.98 | -490.15 | .00 | -7,604.02 | 6.1% |
| 001 COMMISSIONERS' COURT | | | | | | | | |
| | <u>11000120 520100 SUPPLIES/OTH OPER</u> | 7,000.00 | 7,000.00 | 1,131.74 | 257.74 | .00 | 5,868.26 | 16.2% |

02/05/2021 13:04
RScott

Lubbock County
BUDGET SUMMARIES REPORT
ACCOUNT SUMMARY JANUARY 2021

P 58
glytdbud

FOR 2021 04

| | ORIGINAL APPROP | REVISED BUDGET | YTD ACTUAL | MTD ACTUAL | ENCUMBRANCES | AVAILABLE BUDGET | PCT USED |
|---|--------------------|-------------------|---------------|------------|--------------|---------------------|-------------|
| <u>11000120 540100 COMMUNICATIONS - M</u> | 500.00 | 500.00 | 225.49 | 151.49 | 274.51 | .00 | 100.0% |
| <u>11000120 550300 TRAVEL AND TRAININ</u> | 600.00 | 600.00 | .00 | .00 | .00 | 600.00 | .0% |
| TOTAL COMMISSIONERS' COURT | 8,100.00 | 8,100.00 | 1,357.23 | 409.23 | 274.51 | 6,468.26 | 20.1% |
| TOTAL JP3 JUSTICE COURT TECHNO | .00 | .00 | 861.25 | -80.92 | 274.51 | -1,135.76 | 100.0% |
| TOTAL REVENUES | -8,100.00 | -8,100.00 | -495.98 | -490.15 | .00 | -7,604.02 | |
| TOTAL EXPENSES | 8,100.00 | 8,100.00 | 1,357.23 | 409.23 | 274.51 | 6,468.26 | |
| 111 JP4 JUSTICE COURT TECHNOLOGY | | | | | | | |
| 000 UNDEFINED | | | | | | | |
| <u>111 430400 JUDICIAL TECH FUND FEE-</u> | -7,330.00 | -7,330.00 | -1,089.64 | -1,089.64 | .00 | -6,240.36 | 14.9%* |
| <u>111 470000 INTEREST INCOME</u> | -300.00 | -300.00 | -17.50 | .00 | .00 | -282.50 | 5.8%* |
| <u>111 736100 DRAW FROM RESERVES</u> | -870.00 | -870.00 | .00 | .00 | .00 | -870.00 | .0%* |
| TOTAL UNDEFINED | -8,500.00 | -8,500.00 | -1,107.14 | -1,089.64 | .00 | -7,392.86 | 13.0% |
| 001 COMMISSIONERS' COURT | | | | | | | |
| <u>11100120 520100 SUPPLIES/OTH OPER</u> | 4,500.00 | 4,500.00 | 3,441.60 | 3,441.60 | 904.87 | 153.53 | 96.6% |
| <u>11100120 550300 TRAVEL AND TRAININ</u> | 4,000.00 | 4,000.00 | .00 | .00 | .00 | 4,000.00 | .0% |
| TOTAL COMMISSIONERS' COURT | 8,500.00 | 8,500.00 | 3,441.60 | 3,441.60 | 904.87 | 4,153.53 | 51.1% |
| TOTAL JP4 JUSTICE COURT TECHNO | .00 | .00 | 2,334.46 | 2,351.96 | 904.87 | -3,239.33 | 100.0% |
| TOTAL REVENUES | -8,500.00 | -8,500.00 | -1,107.14 | -1,089.64 | .00 | -7,392.86 | |
| TOTAL EXPENSES | 8,500.00 | 8,500.00 | 3,441.60 | 3,441.60 | 904.87 | 4,153.53 | |
| 113 REGIONAL PUBLIC DEFENDER GRANT | | | | | | | |
| 000 UNDEFINED | | | | | | | |
| <u>113 420100 GRANT REVENUE</u> | -4,220,000.00 | -4,220,000.00 | .00 | .00 | .00 | -4,220,000.00 | .0%* |
| <u>113 426000 INTER LOCAL</u> | -1,977,871.00 | -1,977,871.00 | -1,713,893.00 | -22,418.00 | .00 | -263,978.00 | 86.7%* |

02/05/2021 13:04
RScott

Lubbock County
BUDGET SUMMARIES REPORT
ACCOUNT SUMMARY JANUARY 2021

P 59
glytdbud

FOR 2021 04

| 113 | REGIONAL PUBLIC DEFENDER GRANT | ORIGINAL APPROP | REVISED BUDGET | YTD ACTUAL | MTD ACTUAL | ENCUMBRANCES | AVAILABLE BUDGET | PCT USED |
|------------------------------|--------------------------------|--------------------|-------------------|---------------|------------|--------------|---------------------|-------------|
| 113 | 470000 INTEREST INCOME | .00 | .00 | -523.34 | .00 | .00 | 523.34 | 100.0% |
| 113 | 489900 OTHER REVENUE | .00 | .00 | -13.69 | .00 | .00 | 13.69 | 100.0% |
| 113 | 736100 DRAW FROM RESERVES | -89,685.00 | -89,685.00 | .00 | .00 | .00 | -89,685.00 | .0%* |
| 113 | 801100 XFER FROM GENERAL FUND | -103,114.00 | -103,114.00 | -103,114.00 | .00 | .00 | .00 | 100.0% |
| | TOTAL UNDEFINED | -6,390,670.00 | -6,390,670.00 | -1,817,544.03 | -22,418.00 | .00 | -4,573,125.97 | 28.4% |
| 113 REGIONAL PUBLIC DEFENDER | | | | | | | | |
| 11311320 | 500200 APPOINTED OFFICIAL | 166,585.00 | 166,585.00 | 42,285.93 | 2,562.78 | .00 | 124,299.07 | 25.4% |
| 11311320 | 500600 STAFF EMPLOYEES | 3,877,681.00 | 3,877,681.00 | 924,396.63 | 75,159.69 | .00 | 2,953,284.37 | 23.8% |
| 11311320 | 500700 OVERTIME COMPENSAT | .00 | .00 | 58.58 | .00 | .00 | -58.58 | 100.0%* |
| 11311320 | 510100 FICA | 250,745.00 | 250,745.00 | 56,527.33 | 4,595.18 | .00 | 194,217.67 | 22.5% |
| 11311320 | 510200 MEDICARE | 58,641.00 | 58,641.00 | 13,472.75 | 1,074.72 | .00 | 45,168.25 | 23.0% |
| 11311320 | 510300 RETIREMENT | 449,318.00 | 449,318.00 | 107,404.93 | 8,634.93 | .00 | 341,913.07 | 23.9% |
| 11311320 | 510400 GROUP HEALTH INSUR | 414,205.00 | 414,205.00 | 99,887.41 | 13,964.01 | .00 | 314,317.59 | 24.1% |
| 11311320 | 510500 GROUP DENTAL INSUR | 22,825.00 | 22,825.00 | 5,962.13 | 833.29 | .00 | 16,862.87 | 26.1% |
| 11311320 | 510600 LIFE INSURANCE | 3,300.00 | 3,300.00 | 784.99 | 109.76 | .00 | 2,515.01 | 23.8% |
| 11311320 | 510700 UNEMPLOYMENT INSUR | 3,639.00 | 3,639.00 | 773.25 | 62.13 | .00 | 2,865.75 | 21.2% |
| 11311320 | 510900 WORKER'S COMPENSAT | 10,919.00 | 10,919.00 | 2,610.22 | 209.84 | .00 | 8,308.78 | 23.9% |
| 11311320 | 520100 SUPPLIES/OTH OPER | 236,000.00 | 236,000.00 | 99,013.48 | 2,614.24 | 1,073.74 | 135,912.78 | 42.4% |
| 11311320 | 523100 NON-CAPITAL EQUIPM | 15,000.00 | 15,000.00 | .00 | .00 | .00 | 15,000.00 | .0% |
| 11311320 | 550300 TRAVEL AND TRAININ | 500,000.00 | 500,000.00 | 22,703.80 | 3,413.82 | 18,369.48 | 458,926.72 | 8.2% |
| 11311320 | 561400 PROFESSIONAL SERVI | 300,312.00 | 300,312.00 | 75,078.00 | .00 | .00 | 225,234.00 | 25.0% |
| 11311320 | 562200 CONTRACT SERVICES | 81,500.00 | 81,500.00 | 16,490.93 | 10,558.23 | 4.01 | 65,005.06 | 20.2% |
| | TOTAL REGIONAL PUBLIC DEFENDER | 6,390,670.00 | 6,390,670.00 | 1,467,450.36 | 123,792.62 | 19,447.23 | 4,903,772.41 | 23.3% |
| | TOTAL REGIONAL PUBLIC DEFENDER | .00 | .00 | -350,093.67 | 101,374.62 | 19,447.23 | 330,646.44 | 100.0% |
| | TOTAL REVENUES | -6,390,670.00 | -6,390,670.00 | -1,817,544.03 | -22,418.00 | .00 | -4,573,125.97 | |
| | TOTAL EXPENSES | 6,390,670.00 | 6,390,670.00 | 1,467,450.36 | 123,792.62 | 19,447.23 | 4,903,772.41 | |
| 122 SHERIFF CONTRABAND | | | | | | | | |
| 000 UNDEFINED | | | | | | | | |
| 122 | 461200 FORFEIT ASSETS - DEA | -100,000.00 | -100,000.00 | .00 | .00 | .00 | -100,000.00 | .0%* |
| 122 | 461400 FORFEITED FUNDS-CRIMINA | -250,000.00 | -250,000.00 | -38,089.84 | .00 | .00 | -211,910.16 | 15.2%* |
| 122 | 470000 INTEREST INCOME | -3,500.00 | -3,500.00 | -194.39 | .00 | .00 | -3,305.61 | 5.6%* |

02/05/2021 13:04
RScott

Lubbock County
BUDGET SUMMARIES REPORT
ACCOUNT SUMMARY JANUARY 2021

IP 60
glytdbud

FOR 2021 04

| 122 | SHERIFF CONTRABAND | ORIGINAL APPROP | REVISED BUDGET | YTD ACTUAL | MTD ACTUAL | ENCUMBRANCES | AVAILABLE BUDGET | PCT USED |
|------------------------|-------------------------------|--------------------|-------------------|-------------|------------|--------------|---------------------|-------------|
| <u>122 489900</u> | <u>OTHER REVENUE</u> | -10,000.00 | -10,000.00 | -11,928.20 | .00 | .00 | 1,928.20 | 119.3% |
| | TOTAL UNDEFINED | -363,500.00 | -363,500.00 | -50,212.43 | .00 | .00 | -313,287.57 | 13.8% |
| 046 SHERIFF | | | | | | | | |
| <u>12204630 520100</u> | <u>SUPPLIES/OTH OPER</u> | 43,000.00 | 43,000.00 | .00 | .00 | .00 | 43,000.00 | .0% |
| <u>12204630 523100</u> | <u>NON-CAPITAL EQUIPM</u> | 15,000.00 | 15,000.00 | .00 | .00 | .00 | 15,000.00 | .0% |
| <u>12204630 550300</u> | <u>TRAVEL AND TRAININ</u> | 15,000.00 | 15,000.00 | .00 | .00 | .00 | 15,000.00 | .0% |
| <u>12204630 590600</u> | <u>INVESTIGATIVE EXPE</u> | 50,000.00 | 50,000.00 | 8,525.00 | .00 | .00 | 41,475.00 | 17.1% |
| <u>12204630 594400</u> | <u>DRUG PREVENTION PR</u> | 2,000.00 | 2,000.00 | 384.45 | .00 | .00 | 1,615.55 | 19.2% |
| <u>12204630 599900</u> | <u>OTHER CHARGES</u> | 138,500.00 | 138,500.00 | 16,193.15 | .00 | .00 | 122,306.85 | 11.7% |
| <u>12204630 640700</u> | <u>OTHER EQUIPMENT</u> | 100,000.00 | 100,000.00 | .00 | .00 | .00 | 100,000.00 | .0% |
| | TOTAL SHERIFF | 363,500.00 | 363,500.00 | 25,102.60 | .00 | .00 | 338,397.40 | 6.9% |
| | TOTAL SHERIFF CONTRABAND | .00 | .00 | -25,109.83 | .00 | .00 | 25,109.83 | 100.0% |
| | TOTAL REVENUES | -363,500.00 | -363,500.00 | -50,212.43 | .00 | .00 | -313,287.57 | |
| | TOTAL EXPENSES | 363,500.00 | 363,500.00 | 25,102.60 | .00 | .00 | 338,397.40 | |
| 124 INMATE SUPPLY | | | | | | | | |
| 000 UNDEFINED | | | | | | | | |
| <u>124 470000</u> | <u>INTEREST INCOME</u> | -17,000.00 | -17,000.00 | -11,650.77 | .00 | .00 | -5,349.23 | 68.5%* |
| <u>124 484300</u> | <u>CONCESSION COMMISSIONS</u> | -830,000.00 | -830,000.00 | -239,631.86 | .00 | .00 | -590,368.14 | 28.9%* |
| <u>124 489900</u> | <u>OTHER REVENUE</u> | -17,000.00 | -17,000.00 | -102.15 | .00 | .00 | -16,897.85 | .6%* |
| | TOTAL UNDEFINED | -864,000.00 | -864,000.00 | -251,384.78 | .00 | .00 | -612,615.22 | 29.1% |
| 047 DETENTION CENTER | | | | | | | | |
| <u>12404730 520100</u> | <u>SUPPLIES/OTH OPER</u> | 77,000.00 | 77,000.00 | 4,154.33 | .00 | .00 | 72,845.67 | 5.4% |
| <u>12404730 522600</u> | <u>INMATE SUPPLIES</u> | 40,000.00 | 40,000.00 | 7,829.15 | .00 | .00 | 32,170.85 | 19.6% |
| <u>12404730 523000</u> | <u>NON-CAPITAL SOFTWA</u> | 35,000.00 | 35,000.00 | 20,190.00 | .00 | .00 | 14,810.00 | 57.7% |
| <u>12404730 523100</u> | <u>NON-CAPITAL EQUIPM</u> | 30,000.00 | 30,000.00 | 2,282.12 | .00 | .00 | 27,717.88 | 7.6% |
| <u>12404730 530800</u> | <u>SOFTWARE MAINTENAN</u> | 22,000.00 | 22,000.00 | .00 | .00 | .00 | 22,000.00 | .0% |

02/05/2021 13:04
RScott

Lubbock County
BUDGET SUMMARIES REPORT
ACCOUNT SUMMARY JANUARY 2021

P 61
glytdbud

FOR 2021 04

| | ORIGINAL APPROP | REVISED BUDGET | YTD ACTUAL | MTD ACTUAL | ENCUMBRANCES | AVAILABLE BUDGET | PCT USED |
|---|--------------------|-------------------|-------------|------------|--------------|---------------------|-------------|
| <u>12404730 562200 CONTRACT SERVICES</u> | 650,000.00 | 650,000.00 | 264,818.52 | .00 | .00 | 385,181.48 | 40.7% |
| <u>12404730 664700 CAPITAL OUTLAY-JAI</u> | 10,000.00 | 10,000.00 | .00 | .00 | .00 | 10,000.00 | .0% |
| TOTAL DETENTION CENTER | 864,000.00 | 864,000.00 | 299,274.12 | .00 | .00 | 564,725.88 | 34.6% |
| TOTAL INMATE SUPPLY | .00 | .00 | 47,889.34 | .00 | .00 | -47,889.34 | 100.0% |
| TOTAL REVENUES | -864,000.00 | -864,000.00 | -251,384.78 | .00 | .00 | -612,615.22 | |
| TOTAL EXPENSES | 864,000.00 | 864,000.00 | 299,274.12 | .00 | .00 | 564,725.88 | |
| 126 VINE GRANT | | | | | | | |
| 000 UNDEFINED | | | | | | | |
| <u>126 420370 STATE REVENUE</u> | -30,171.00 | -30,171.00 | -7,530.63 | .00 | .00 | -22,640.37 | 25.0%* |
| TOTAL UNDEFINED | -30,171.00 | -30,171.00 | -7,530.63 | .00 | .00 | -22,640.37 | 25.0% |
| 046 SHERIFF | | | | | | | |
| <u>12604630 520100 SUPPLIES/OTH OPER</u> | 30,171.00 | 30,171.00 | 7,530.63 | .00 | 22,639.69 | .68 | 100.0% |
| TOTAL SHERIFF | 30,171.00 | 30,171.00 | 7,530.63 | .00 | 22,639.69 | .68 | 100.0% |
| TOTAL VINE GRANT | .00 | .00 | .00 | .00 | 22,639.69 | -22,639.69 | 100.0% |
| TOTAL REVENUES | -30,171.00 | -30,171.00 | -7,530.63 | .00 | .00 | -22,640.37 | |
| TOTAL EXPENSES | 30,171.00 | 30,171.00 | 7,530.63 | .00 | 22,639.69 | .68 | |
| 128 HOMELAND SECURITY GRANT | | | | | | | |
| 000 UNDEFINED | | | | | | | |
| <u>128 423000 2014 HSGP HOMELAND SECU</u> | -135,962.00 | -293,083.00 | -9,600.00 | .00 | .00 | -283,483.00 | 3.3%* |
| TOTAL UNDEFINED | -135,962.00 | -293,083.00 | -9,600.00 | .00 | .00 | -283,483.00 | 3.3% |
| 046 SHERIFF | | | | | | | |
| <u>12804630 562200 CONTRACT SERVICES</u> | .00 | 9,600.00 | 9,600.00 | .00 | .00 | .00 | 100.0% |

02/05/2021 13:04
RScott

Lubbock County
BUDGET SUMMARIES REPORT
ACCOUNT SUMMARY JANUARY 2021

P 62
glytdbud

FOR 2021 04

| | ORIGINAL APPROP | REVISED BUDGET | YTD ACTUAL | MTD ACTUAL | ENCUMBRANCES | AVAILABLE BUDGET | PCT USED |
|---|--------------------|-------------------|-------------|------------|--------------|---------------------|-------------|
| <u>12804630 664600 CAPITAL OUTLAY-SHE</u> | 135,962.00 | 283,483.00 | .00 | .00 | 139,514.35 | 143,968.65 | 49.2% |
| TOTAL SHERIFF | 135,962.00 | 293,083.00 | 9,600.00 | .00 | 139,514.35 | 143,968.65 | 50.9% |
| TOTAL HOMELAND SECURITY GRANT | .00 | .00 | .00 | .00 | 139,514.35 | -139,514.35 | 100.0% |
| TOTAL REVENUES | -135,962.00 | -293,083.00 | -9,600.00 | .00 | .00 | -283,483.00 | |
| TOTAL EXPENSES | 135,962.00 | 293,083.00 | 9,600.00 | .00 | 139,514.35 | 143,968.65 | |
| 142 LEOSE SHERIFF | | | | | | | |
| 000 UNDEFINED | | | | | | | |
| <u>142 424700 LEOSE REVENUE</u> | -119,188.00 | -119,188.00 | .00 | .00 | .00 | -119,188.00 | .0%* |
| <u>142 470000 INTEREST INCOME</u> | -1,500.00 | -1,500.00 | -23.86 | .00 | .00 | -1,476.14 | 1.6%* |
| TOTAL UNDEFINED | -120,688.00 | -120,688.00 | -23.86 | .00 | .00 | -120,664.14 | .0% |
| 046 SHERIFF | | | | | | | |
| <u>14204630 550300 TRAVEL AND TRAININ</u> | 25,000.00 | 25,000.00 | .00 | .00 | .00 | 25,000.00 | .0% |
| <u>14204630 664600 CAPITAL OUTLAY-SHE</u> | 95,688.00 | 95,688.00 | .00 | .00 | .00 | 95,688.00 | .0% |
| TOTAL SHERIFF | 120,688.00 | 120,688.00 | .00 | .00 | .00 | 120,688.00 | .0% |
| TOTAL LEOSE SHERIFF | .00 | .00 | -23.86 | .00 | .00 | 23.86 | 100.0% |
| TOTAL REVENUES | -120,688.00 | -120,688.00 | -23.86 | .00 | .00 | -120,664.14 | |
| TOTAL EXPENSES | 120,688.00 | 120,688.00 | .00 | .00 | .00 | 120,688.00 | |
| 145 SHERIFF COMMISSARY SALARY | | | | | | | |
| 000 UNDEFINED | | | | | | | |
| <u>145 424500 COMMISSARY SALARY REIMB</u> | -656,701.00 | -656,701.00 | -151,288.51 | -25,662.79 | .00 | -505,412.49 | 23.0%* |
| TOTAL UNDEFINED | -656,701.00 | -656,701.00 | -151,288.51 | -25,662.79 | .00 | -505,412.49 | 23.0% |
| 047 DETENTION CENTER | | | | | | | |
| <u>14504730 500600 STAFF EMPLOYEES</u> | 473,607.00 | 473,607.00 | 152,189.81 | 37,277.01 | .00 | 321,417.19 | 32.1% |

02/05/2021 13:04
RScott

|Lubbock County
|BUDGET SUMMARIES REPORT
ACCOUNT SUMMARY JANUARY 2021

|P 63
|glytdbud

FOR 2021 04

| | ORIGINAL APPROP | REVISED BUDGET | YTD ACTUAL | MTD ACTUAL | ENCUMBRANCES | AVAILABLE BUDGET | PCT USED |
|------------------------------------|--------------------|-------------------|-------------|------------|--------------|---------------------|-------------|
| 14504730 500700 OVERTIME COMPENSAT | 2,000.00 | 2,000.00 | 19.48 | 19.48 | .00 | 1,980.52 | 1.0% |
| 14504730 510100 FICA | 29,363.00 | 29,363.00 | 8,868.36 | 2,162.25 | .00 | 20,494.64 | 30.2% |
| 14504730 510200 MEDICARE | 6,868.00 | 6,868.00 | 2,074.04 | 505.67 | .00 | 4,793.96 | 30.2% |
| 14504730 510300 RETIREMENT | 52,617.00 | 52,617.00 | 16,717.60 | 4,143.65 | .00 | 35,899.40 | 31.8% |
| 14504730 510400 GROUP HEALTH INSUR | 67,779.00 | 67,779.00 | 23,504.43 | 6,410.78 | .00 | 44,274.57 | 34.7% |
| 14504730 510500 GROUP DENTAL INSUR | 3,735.00 | 3,735.00 | 1,141.32 | 305.24 | .00 | 2,593.68 | 30.6% |
| 14504730 510600 LIFE INSURANCE | 540.00 | 540.00 | 151.44 | 40.32 | .00 | 388.56 | 28.0% |
| 14504730 510700 UNEMPLOYMENT INSUR | 426.00 | 426.00 | 121.82 | 29.85 | .00 | 304.18 | 28.6% |
| 14504730 510900 WORKER'S COMPENSAT | 19,766.00 | 19,766.00 | 6,423.25 | 1,573.91 | .00 | 13,342.75 | 32.5% |
| TOTAL DETENTION CENTER | 656,701.00 | 656,701.00 | 211,211.55 | 52,468.16 | .00 | 445,489.45 | 32.2% |
| TOTAL SHERIFF COMMISSARY SALAR | .00 | .00 | 59,923.04 | 26,805.37 | .00 | -59,923.04 | 100.0% |
| TOTAL REVENUES | -656,701.00 | -656,701.00 | -151,288.51 | -25,662.79 | .00 | -505,412.49 | |
| TOTAL EXPENSES | 656,701.00 | 656,701.00 | 211,211.55 | 52,468.16 | .00 | 445,489.45 | |
| 148 MAT RE-ENTRY PROGRAM | | | | | | | |
| 000 UNDEFINED | | | | | | | |
| 148 420100 GRANT REVENUE | -219,984.00 | -219,984.00 | .00 | .00 | .00 | -219,984.00 | .0%* |
| TOTAL UNDEFINED | -219,984.00 | -219,984.00 | .00 | .00 | .00 | -219,984.00 | .0% |
| 046 SHERIFF | | | | | | | |
| 14804630 500600 STAFF EMPLOYEES | 67,784.00 | 67,784.00 | .00 | .00 | .00 | 67,784.00 | .0% |
| 14804630 510100 FICA | 4,533.00 | 4,533.00 | .00 | .00 | .00 | 4,533.00 | .0% |
| 14804630 510200 MEDICARE | 1,392.00 | 1,392.00 | .00 | .00 | .00 | 1,392.00 | .0% |
| 14804630 510300 RETIREMENT | 3,829.00 | 3,829.00 | .00 | .00 | .00 | 3,829.00 | .0% |
| 14804630 510400 GROUP HEALTH INSUR | 1,701.00 | 1,701.00 | .00 | .00 | .00 | 1,701.00 | .0% |
| 14804630 510500 GROUP DENTAL INSUR | 99.00 | 99.00 | .00 | .00 | .00 | 99.00 | .0% |
| 14804630 510600 LIFE INSURANCE | 13.00 | 13.00 | .00 | .00 | .00 | 13.00 | .0% |
| 14804630 510700 UNEMPLOYMENT INSUR | 72.00 | 72.00 | .00 | .00 | .00 | 72.00 | .0% |
| 14804630 510900 WORKER'S COMPENSAT | 500.00 | 500.00 | .00 | .00 | .00 | 500.00 | .0% |
| 14804630 520000 TREATMENT MATERIAL | 97,152.00 | 97,152.00 | .00 | .00 | .00 | 97,152.00 | .0% |
| 14804630 520100 SUPPLIES/OTH OPER | 5,589.00 | 5,589.00 | .00 | .00 | 2,048.06 | 3,540.94 | 36.6% |
| 14804630 523000 NON-CAPITAL SOFTWA | 8,400.00 | 8,400.00 | .00 | .00 | 8,400.00 | .00 | 100.0% |
| 14804630 561400 PROFESSIONAL SERVI | 17,400.00 | 17,400.00 | .00 | .00 | 17,400.00 | .00 | 100.0% |

02/05/2021 13:04
RScott

Lubbock County
BUDGET SUMMARIES REPORT
ACCOUNT SUMMARY JANUARY 2021

P 64
glytdbud

FOR 2021 04

| | ORIGINAL APPROP | REVISED BUDGET | YTD ACTUAL | MTD ACTUAL | ENCUMBRANCES | AVAILABLE BUDGET | PCT USED |
|------------------------------------|--------------------|-------------------|-------------|------------|--------------|---------------------|-------------|
| 14804630 562200 CONTRACT SERVICES | 11,520.00 | 11,520.00 | .00 | .00 | .00 | 11,520.00 | .0% |
| TOTAL SHERIFF | 219,984.00 | 219,984.00 | .00 | .00 | 27,848.06 | 192,135.94 | 12.7% |
| TOTAL MAT RE-ENTRY PROGRAM | .00 | .00 | .00 | .00 | 27,848.06 | -27,848.06 | 100.0% |
| TOTAL REVENUES | -219,984.00 | -219,984.00 | .00 | .00 | .00 | -219,984.00 | |
| TOTAL EXPENSES | 219,984.00 | 219,984.00 | .00 | .00 | 27,848.06 | 192,135.94 | |
| 150 TAG GRANT | | | | | | | |
| 000 UNDEFINED | | | | | | | |
| 150 420100 GRANT REVENUE | -1,002,028.00 | -1,002,028.00 | -141,903.91 | .00 | .00 | -860,124.09 | 14.2%* |
| TOTAL UNDEFINED | -1,002,028.00 | -1,002,028.00 | -141,903.91 | .00 | .00 | -860,124.09 | 14.2% |
| 046 SHERIFF | | | | | | | |
| 15004630 500600 STAFF EMPLOYEES | 198,190.00 | 198,190.00 | 62,151.87 | 15,194.82 | .00 | 136,038.13 | 31.4% |
| 15004630 500700 OVERTIME COMPENSAT | 27,085.00 | 27,085.00 | 1,685.44 | 541.60 | .00 | 25,399.56 | 6.2% |
| 15004630 510100 FICA | 12,288.00 | 12,288.00 | 3,718.59 | 906.69 | .00 | 8,569.41 | 30.3% |
| 15004630 510200 MEDICARE | 2,874.00 | 2,874.00 | 869.66 | 212.05 | .00 | 2,004.34 | 30.3% |
| 15004630 510300 RETIREMENT | 20,849.00 | 20,849.00 | 7,092.29 | 1,748.31 | .00 | 13,756.71 | 34.0% |
| 15004630 510400 GROUP HEALTH INSUR | 22,769.00 | 22,769.00 | 10,191.75 | 2,392.84 | .00 | 12,577.25 | 44.8% |
| 15004630 510500 GROUP DENTAL INSUR | 1,250.00 | 1,250.00 | 434.60 | 106.00 | .00 | 815.40 | 34.8% |
| 15004630 510600 LIFE INSURANCE | 151.00 | 151.00 | 55.11 | 13.44 | .00 | 95.89 | 36.5% |
| 15004630 510700 UNEMPLOYMENT INSUR | 213.00 | 213.00 | 51.05 | 12.58 | .00 | 161.95 | 24.0% |
| 15004630 510900 WORKER'S COMPENSAT | 8,374.00 | 8,374.00 | 2,693.92 | 664.07 | .00 | 5,680.08 | 32.2% |
| 15004630 520000 PROJECT SUPPLIES | 17,900.00 | 17,900.00 | .00 | .00 | .00 | 17,900.00 | .0% |
| 15004630 520100 SUPPLIES/OTH OPER | 82,101.00 | 82,101.00 | 12,743.97 | 2,490.26 | 15,280.99 | 54,076.04 | 34.1% |
| 15004630 523000 NON-CAPITAL SOFTWA | 15,750.00 | 15,750.00 | .00 | .00 | .00 | 15,750.00 | .0% |
| 15004630 523100 NON-CAPITAL EQUIPM | 11,257.00 | 11,257.00 | .00 | .00 | .00 | 11,257.00 | .0% |
| 15004630 540100 COMMUNICATIONS - M | 56,250.00 | 56,250.00 | 18,441.43 | 3,014.14 | 18,623.57 | 19,185.00 | 65.9% |
| 15004630 540600 UTILITIES | 16,158.00 | 16,158.00 | 2,640.16 | 764.82 | 13,482.27 | 35.57 | 99.8% |
| 15004630 550300 TRAVEL AND TRAININ | 125,203.00 | 125,203.00 | 1,816.04 | 128.00 | .00 | 123,386.96 | 1.5% |
| 15004630 561400 PROFESSIONAL SERVI | 34,789.00 | 34,789.00 | 8,406.54 | 3,122.60 | 8,162.80 | 18,219.66 | 47.6% |
| 15004630 562200 CONTRACT SERVICES | 18,900.00 | 18,900.00 | .00 | .00 | .00 | 18,900.00 | .0% |
| 15004630 570200 BUILDING RENTAL | 163,760.00 | 163,760.00 | 50,564.01 | 11,044.50 | 81,969.99 | 31,226.00 | 80.9% |
| 15004630 580100 INSURANCE AND BOND | 5,390.00 | 5,390.00 | .00 | .00 | .00 | 5,390.00 | .0% |

02/05/2021 13:04
RScott

Lubbock County
BUDGET SUMMARIES REPORT
ACCOUNT SUMMARY JANUARY 2021

P 65
glytdbud

FOR 2021 04

| | ORIGINAL APPROP | REVISED BUDGET | YTD ACTUAL | MTD ACTUAL | ENCUMBRANCES | AVAILABLE BUDGET | PCT USED |
|---|--------------------|-------------------|-------------|------------|--------------|---------------------|-------------|
| <u>15004630 590600 INVESTIGATIVE EXPE</u> | 46,750.00 | 46,750.00 | 704.20 | .00 | 3,360.00 | 42,685.80 | 8.7% |
| <u>15004630 664600 CAPITAL OUTLAY-SHE</u> | 113,777.00 | 113,777.00 | .00 | .00 | .00 | 113,777.00 | .0% |
| TOTAL SHERIFF | 1,002,028.00 | 1,002,028.00 | 184,260.63 | 42,356.72 | 140,879.62 | 676,887.75 | 32.4% |
| TOTAL TAG GRANT | .00 | .00 | 42,356.72 | 42,356.72 | 140,879.62 | -183,236.34 | 100.0% |
| TOTAL REVENUES | -1,002,028.00 | -1,002,028.00 | -141,903.91 | .00 | .00 | -860,124.09 | |
| TOTAL EXPENSES | 1,002,028.00 | 1,002,028.00 | 184,260.63 | 42,356.72 | 140,879.62 | 676,887.75 | |
| 152 JMHCP GRANT | | | | | | | |
| 000 UNDEFINED | | | | | | | |
| <u>152 420100 GRANT REVENUE</u> | .00 | -87,732.00 | .00 | .00 | .00 | -87,732.00 | .0%* |
| <u>152 480000 IN-KIND REVENUE</u> | .00 | -67,421.00 | .00 | .00 | .00 | -67,421.00 | .0%* |
| TOTAL UNDEFINED | .00 | -155,153.00 | .00 | .00 | .00 | -155,153.00 | .0% |
| 046 SHERIFF | | | | | | | |
| <u>15204630 500600 STAFF EMPLOYEES</u> | .00 | 2,867.00 | .00 | .00 | .00 | 2,867.00 | .0% |
| <u>15204630 510100 FICA</u> | .00 | 178.00 | .00 | .00 | .00 | 178.00 | .0% |
| <u>15204630 510200 MEDICARE</u> | .00 | 41.00 | .00 | .00 | .00 | 41.00 | .0% |
| <u>15204630 510300 RETIREMENT</u> | .00 | 317.00 | .00 | .00 | .00 | 317.00 | .0% |
| <u>15204630 510700 UNEMPLOYMENT INSUR</u> | .00 | 5.00 | .00 | .00 | .00 | 5.00 | .0% |
| <u>15204630 510900 WORKER'S COMPENSAT</u> | .00 | 126.00 | .00 | .00 | .00 | 126.00 | .0% |
| <u>15204630 520100 SUPPLIES/OTH OPER</u> | .00 | 6,986.00 | .00 | .00 | .00 | 6,986.00 | .0% |
| <u>15204630 550300 TRAVEL AND TRAININ</u> | .00 | 1,727.00 | .00 | .00 | .00 | 1,727.00 | .0% |
| <u>15204630 561400 PROFESSIONAL SERVI</u> | .00 | 14,944.00 | .00 | .00 | .00 | 14,944.00 | .0% |
| <u>15204630 562200 CONTRACT SERVICES</u> | .00 | 60,541.00 | .00 | .00 | .00 | 60,541.00 | .0% |
| <u>15204630 599000 IN-KIND EXPENSE</u> | .00 | 67,421.00 | .00 | .00 | .00 | 67,421.00 | .0% |
| TOTAL SHERIFF | .00 | 155,153.00 | .00 | .00 | .00 | 155,153.00 | .0% |
| TOTAL JMHCP GRANT | .00 | .00 | .00 | .00 | .00 | .00 | .0% |
| TOTAL REVENUES | .00 | -155,153.00 | .00 | .00 | .00 | -155,153.00 | |
| TOTAL EXPENSES | .00 | 155,153.00 | .00 | .00 | .00 | 155,153.00 | |
| 161 CDA BUSINESS CRIMES | | | | | | | |
| 000 UNDEFINED | | | | | | | |

02/05/2021 13:04
RScott

Lubbock County
BUDGET SUMMARIES REPORT
ACCOUNT SUMMARY JANUARY 2021

P 66
glytdbud

FOR 2021 04

| 161 | CDA BUSINESS CRIMES | ORIGINAL APPROP | REVISED BUDGET | YTD ACTUAL | MTD ACTUAL | ENCUMBRANCES | AVAILABLE BUDGET | PCT USED |
|------------------------|--------------------------------|--------------------|-------------------|------------|------------|--------------|---------------------|-------------|
| <u>161 434200</u> | <u>BAD CHECK COLLECTION FE</u> | -60,000.00 | -60,000.00 | -7,092.10 | .00 | .00 | -52,907.90 | 11.8%* |
| <u>161 470000</u> | <u>INTEREST INCOME</u> | -380.00 | -380.00 | -28.00 | .00 | .00 | -352.00 | 7.4%* |
| <u>161 481500</u> | <u>OTHER REFUNDS/REIMBURSE</u> | -38,005.00 | -38,005.00 | -1,279.22 | .00 | .00 | -36,725.78 | 3.4%* |
| <u>161 489900</u> | <u>OTHER REVENUE</u> | -10,115.00 | -10,115.00 | .00 | .00 | .00 | -10,115.00 | .0%* |
| | TOTAL UNDEFINED | -108,500.00 | -108,500.00 | -8,399.32 | .00 | .00 | -100,100.68 | 7.7% |
| 040 DISTRICT ATTORNEY | | | | | | | | |
| <u>16104025 520100</u> | <u>SUPPLIES/OTH OPER</u> | 50,000.00 | 50,000.00 | 3,290.19 | .00 | .00 | 46,709.81 | 6.6% |
| <u>16104025 530100</u> | <u>EQUIPMENT OPER/MAI</u> | 2,500.00 | 2,500.00 | .00 | .00 | .00 | 2,500.00 | .0% |
| <u>16104025 530200</u> | <u>VEHICLE OPERATION/</u> | 2,500.00 | 2,500.00 | 52.50 | .00 | .00 | 2,447.50 | 2.1% |
| <u>16104025 550300</u> | <u>TRAVEL AND TRAININ</u> | 25,000.00 | 25,000.00 | 132.80 | .00 | .00 | 24,867.20 | .5% |
| <u>16104025 550410</u> | <u>PERIODICALS</u> | 500.00 | 500.00 | .00 | .00 | .00 | 500.00 | .0% |
| <u>16104025 550500</u> | <u>ASSOCIATION DUES</u> | 3,000.00 | 3,000.00 | 505.00 | .00 | .00 | 2,495.00 | 16.8% |
| <u>16104025 560800</u> | <u>WITNESS/INTERPRETE</u> | 25,000.00 | 25,000.00 | .00 | .00 | .00 | 25,000.00 | .0% |
| | TOTAL DISTRICT ATTORNEY | 108,500.00 | 108,500.00 | 3,980.49 | .00 | .00 | 104,519.51 | 3.7% |
| | TOTAL CDA BUSINESS CRIMES | .00 | .00 | -4,418.83 | .00 | .00 | 4,418.83 | 100.0% |
| | TOTAL REVENUES | -108,500.00 | -108,500.00 | -8,399.32 | .00 | .00 | -100,100.68 | |
| | TOTAL EXPENSES | 108,500.00 | 108,500.00 | 3,980.49 | .00 | .00 | 104,519.51 | |
| 163 CDA CONTRABAND | | | | | | | | |
| 000 UNDEFINED | | | | | | | | |
| <u>163 470000</u> | <u>INTEREST INCOME</u> | -500.00 | -500.00 | -34.70 | .00 | .00 | -465.30 | 6.9%* |
| <u>163 489900</u> | <u>OTHER REVENUE</u> | -76,000.00 | -76,000.00 | -23,112.83 | .00 | .00 | -52,887.17 | 30.4%* |
| | TOTAL UNDEFINED | -76,500.00 | -76,500.00 | -23,147.53 | .00 | .00 | -53,352.47 | 30.3% |
| 040 DISTRICT ATTORNEY | | | | | | | | |
| <u>16304025 599900</u> | <u>OTHER CHARGES</u> | 76,500.00 | 76,500.00 | 21,771.97 | .00 | .00 | 54,728.03 | 28.5% |
| | TOTAL DISTRICT ATTORNEY | 76,500.00 | 76,500.00 | 21,771.97 | .00 | .00 | 54,728.03 | 28.5% |

02/05/2021 13:04
RScott

Lubbock County
BUDGET SUMMARIES REPORT
ACCOUNT SUMMARY JANUARY 2021

P 67
glytdbud

FOR 2021 04

| | ORIGINAL APPROP | REVISED BUDGET | YTD ACTUAL | MTD ACTUAL | ENCUMBRANCES | AVAILABLE BUDGET | PCT USED |
|------------------------------------|--------------------|-------------------|-------------|------------|--------------|---------------------|-------------|
| TOTAL CDA CONTRABAND | .00 | .00 | -1,375.56 | .00 | .00 | 1,375.56 | 100.0% |
| TOTAL REVENUES | -76,500.00 | -76,500.00 | -23,147.53 | .00 | .00 | -53,352.47 | |
| TOTAL EXPENSES | 76,500.00 | 76,500.00 | 21,771.97 | .00 | .00 | 54,728.03 | |
| 164 CDA SPATTF GRANT | | | | | | | |
| 000 UNDEFINED | | | | | | | |
| 164 420300 STATE GRANT REVENUE | -389,151.00 | -389,151.00 | -61,196.04 | .00 | .00 | -327,954.96 | 15.7%* |
| 164 420400 SPATTF REVENUE-FEDERAL | .00 | .00 | -3,151.95 | .00 | .00 | 3,151.95 | 100.0% |
| 164 470010 INTEREST INCOME-PROGRAM | .00 | .00 | -7,655.79 | .00 | .00 | 7,655.79 | 100.0% |
| 164 470100 INTEREST INCOME-FEDERAL | .00 | .00 | -1,813.84 | .00 | .00 | 1,813.84 | 100.0% |
| 164 480000 IN-KIND REVENUE | -177,217.00 | -177,217.00 | -67,767.50 | -13,684.04 | .00 | -109,449.50 | 38.2%* |
| 164 480520 SPATTF PROGRAM INCOME | .00 | .00 | -24,422.14 | .00 | .00 | 24,422.14 | 100.0% |
| 164 801100 XFER FROM GENERAL FUND | -151,686.00 | -151,686.00 | -20,879.57 | .00 | .00 | -130,806.43 | 13.8%* |
| TOTAL UNDEFINED | -718,054.00 | -718,054.00 | -186,886.83 | -13,684.04 | .00 | -531,167.17 | 26.0% |
| 040 DISTRICT ATTORNEY | | | | | | | |
| 16404025 500600 STAFF EMPLOYEES | 357,850.00 | 357,850.00 | 112,403.60 | 27,426.81 | .00 | 245,446.40 | 31.4% |
| 16404025 510100 FICA | 22,909.00 | 22,909.00 | 6,619.29 | 1,615.78 | .00 | 16,289.71 | 28.9% |
| 16404025 510200 MEDICARE | 5,387.00 | 5,387.00 | 1,548.11 | 377.91 | .00 | 3,838.89 | 28.7% |
| 16404025 510300 RETIREMENT | 38,869.00 | 38,869.00 | 12,504.32 | 3,051.77 | .00 | 26,364.68 | 32.2% |
| 16404025 510400 GROUP HEALTH INSUR | 39,870.00 | 39,870.00 | 12,547.23 | 3,060.30 | .00 | 27,322.77 | 31.5% |
| 16404025 510500 GROUP DENTAL INSUR | 2,750.00 | 2,750.00 | 885.54 | 210.16 | .00 | 1,864.46 | 32.2% |
| 16404025 510600 LIFE INSURANCE | 380.00 | 380.00 | 110.22 | 26.88 | .00 | 269.78 | 29.0% |
| 16404025 510700 UNEMPLOYMENT INSUR | 265.00 | 265.00 | 89.94 | 21.95 | .00 | 175.06 | 33.9% |
| 16404025 510900 WORKER'S COMPENSAT | 15,754.00 | 15,754.00 | 4,643.18 | 1,159.20 | .00 | 11,110.82 | 29.5% |
| 16404025 520100 SUPPLIES/OTH OPER | 118,253.00 | 118,253.00 | 35,947.94 | 7,495.50 | 22,397.56 | 59,907.50 | 49.3% |
| 16404025 550300 TRAVEL AND TRAININ | 1,850.00 | 1,850.00 | .00 | .00 | .00 | 1,850.00 | .0% |
| 16404025 562200 CONTRACT SERVICES | 113,917.00 | 113,917.00 | 42,045.36 | 8,409.04 | .00 | 71,871.64 | 36.9% |
| TOTAL DISTRICT ATTORNEY | 718,054.00 | 718,054.00 | 229,344.73 | 52,855.30 | 22,397.56 | 466,311.71 | 35.1% |
| TOTAL CDA SPATTF GRANT | .00 | .00 | 42,457.90 | 39,171.26 | 22,397.56 | -64,855.46 | 100.0% |
| TOTAL REVENUES | -718,054.00 | -718,054.00 | -186,886.83 | -13,684.04 | .00 | -531,167.17 | |
| TOTAL EXPENSES | 718,054.00 | 718,054.00 | 229,344.73 | 52,855.30 | 22,397.56 | 466,311.71 | |

166 CDA JAG GRANT

000 UNDEFINED

02/05/2021 13:04
RScott

Lubbock County
BUDGET SUMMARIES REPORT
ACCOUNT SUMMARY JANUARY 2021

P 68
glytdbud

FOR 2021 04

| 166 | CDA JAG GRANT | ORIGINAL APPROP | REVISED BUDGET | YTD ACTUAL | MTD ACTUAL | ENCUMBRANCES | AVAILABLE BUDGET | PCT USED |
|---------------------------------|---------------|-------------------------|----------------|-------------|------------|--------------|------------------|----------|
| <hr/> | | | | | | | | |
| 166 | 422510 | FEDERAL GRANT REVENUE-J | -78,465.00 | -78,465.00 | -69,677.92 | .00 | .00 | 88.8%* |
| 166 | 422800 | FEDERAL GRANT REVENUE-J | -93,957.00 | -93,957.00 | -93,957.00 | .00 | .00 | 100.0% |
| 166 | 470020 | INTEREST REVENUE JAG19 | .00 | .00 | -132.55 | .00 | 132.55 | 100.0% |
| 166 | 470300 | INTEREST REVENUE-JAG18 | .00 | .00 | -1,642.71 | .00 | 1,642.71 | 100.0% |
| TOTAL UNDEFINED | | -172,422.00 | -172,422.00 | -165,410.18 | .00 | .00 | -7,011.82 | 95.9% |
| <hr/> | | | | | | | | |
| 040 DISTRICT ATTORNEY | | | | | | | | |
| <hr/> | | | | | | | | |
| 16604025 | 599500 | OTHER CHARGES-JAG1 | 93,957.00 | 93,957.00 | .00 | .00 | 93,957.00 | .0% |
| 16604025 | 599600 | OTHER CHARGES-JAG1 | 58,465.00 | 58,465.00 | 1,544.70 | 418.00 | 50,493.00 | 13.6% |
| 16604025 | 640610 | CAPITAL EQUIPMENT- | 20,000.00 | 20,000.00 | .00 | .00 | 20,000.00 | .0% |
| TOTAL DISTRICT ATTORNEY | | 172,422.00 | 172,422.00 | 1,544.70 | 418.00 | 6,427.30 | 164,450.00 | 4.6% |
| TOTAL CDA JAG GRANT | | .00 | .00 | -163,865.48 | 418.00 | 6,427.30 | 157,438.18 | 100.0% |
| TOTAL REVENUES | | -172,422.00 | -172,422.00 | -165,410.18 | .00 | .00 | -7,011.82 | |
| TOTAL EXPENSES | | 172,422.00 | 172,422.00 | 1,544.70 | 418.00 | 6,427.30 | 164,450.00 | |
| <hr/> | | | | | | | | |
| 168 CDA Border Prosecution Unit | | | | | | | | |
| <hr/> | | | | | | | | |
| 000 UNDEFINED | | | | | | | | |
| <hr/> | | | | | | | | |
| 168 | 420100 | GRANT REVENUE | -199,700.00 | -199,700.00 | .00 | .00 | -199,700.00 | .0%* |
| TOTAL UNDEFINED | | -199,700.00 | -199,700.00 | .00 | .00 | .00 | -199,700.00 | .0% |
| <hr/> | | | | | | | | |
| 040 DISTRICT ATTORNEY | | | | | | | | |
| <hr/> | | | | | | | | |
| 16804025 | 500600 | STAFF EMPLOYEES | 154,058.00 | 154,058.00 | .00 | .00 | 154,058.00 | .0% |
| 16804025 | 510100 | FICA | 9,552.00 | 9,552.00 | .00 | .00 | 9,552.00 | .0% |
| 16804025 | 510200 | MEDICARE | 2,234.00 | 2,234.00 | .00 | .00 | 2,234.00 | .0% |
| 16804025 | 510300 | RETIREMENT | 16,315.00 | 16,315.00 | .00 | .00 | 16,315.00 | .0% |
| 16804025 | 510400 | GROUP HEALTH INSUR | 11,602.00 | 11,602.00 | .00 | .00 | 11,602.00 | .0% |
| 16804025 | 510500 | GROUP DENTAL INSUR | 639.00 | 639.00 | .00 | .00 | 639.00 | .0% |

02/05/2021 13:04
RScott

Lubbock County
BUDGET SUMMARIES REPORT
ACCOUNT SUMMARY JANUARY 2021

P 69
glytdbud

FOR 2021 04

| | ORIGINAL APPROP | REVISED BUDGET | YTD ACTUAL | MTD ACTUAL | ENCUMBRANCES | AVAILABLE BUDGET | PCT USED |
|------------------------------------|--------------------|-------------------|------------|------------|--------------|---------------------|-------------|
| 16804025 510600 LIFE INSURANCE | 46.00 | 46.00 | .00 | .00 | .00 | 46.00 | .0% |
| 16804025 510700 UNEMPLOYMENT INSUR | 138.00 | 138.00 | .00 | .00 | .00 | 138.00 | .0% |
| 16804025 510900 WORKER'S COMPENSAT | 416.00 | 416.00 | .00 | .00 | .00 | 416.00 | .0% |
| 16804025 520100 SUPPLIES/OTH OPER | 1,700.00 | 1,700.00 | .00 | .00 | .00 | 1,700.00 | .0% |
| 16804025 550300 TRAVEL AND TRAININ | 3,000.00 | 3,000.00 | .00 | .00 | .00 | 3,000.00 | .0% |
| TOTAL DISTRICT ATTORNEY | 199,700.00 | 199,700.00 | .00 | .00 | .00 | 199,700.00 | .0% |
| TOTAL CDA Border Prosecution U | .00 | .00 | .00 | .00 | .00 | .00 | .0% |
| TOTAL REVENUES | -199,700.00 | -199,700.00 | .00 | .00 | .00 | -199,700.00 | |
| TOTAL EXPENSES | 199,700.00 | 199,700.00 | .00 | .00 | .00 | 199,700.00 | |
| 171 CDA VOCA VICTIM ADV PROJECT | | | | | | | |
| 000 UNDEFINED | | | | | | | |
| 171 420300 STATE GRANT REVENUE | -216,946.00 | -216,946.00 | -26,063.57 | .00 | .00 | -190,882.43 | 12.0%* |
| 171 801100 XFER FROM GENERAL FUND | -54,236.00 | -54,236.00 | -6,515.90 | .00 | .00 | -47,720.10 | 12.0%* |
| TOTAL UNDEFINED | -271,182.00 | -271,182.00 | -32,579.47 | .00 | .00 | -238,602.53 | 12.0% |
| 040 DISTRICT ATTORNEY | | | | | | | |
| 17104025 500600 STAFF EMPLOYEES | 191,580.00 | 191,580.00 | 30,311.67 | 7,407.74 | .00 | 161,268.33 | 15.8% |
| 17104025 510100 FICA | 11,878.00 | 11,878.00 | 1,812.22 | 442.91 | .00 | 10,065.78 | 15.3% |
| 17104025 510200 MEDICARE | 2,778.00 | 2,778.00 | 423.78 | 103.57 | .00 | 2,354.22 | 15.3% |
| 17104025 510300 RETIREMENT | 20,288.00 | 20,288.00 | 3,367.64 | 823.00 | .00 | 16,920.36 | 16.6% |
| 17104025 510400 GROUP HEALTH INSUR | 30,124.00 | 30,124.00 | 6,765.00 | 1,650.00 | .00 | 23,359.00 | 22.5% |
| 17104025 510500 GROUP DENTAL INSUR | 1,660.00 | 1,660.00 | 288.89 | 70.46 | .00 | 1,371.11 | 17.4% |
| 17104025 510600 LIFE INSURANCE | 120.00 | 120.00 | 36.74 | 8.96 | .00 | 83.26 | 30.6% |
| 17104025 510700 UNEMPLOYMENT INSUR | 172.00 | 172.00 | 24.31 | 5.94 | .00 | 147.69 | 14.1% |
| 17104025 510900 WORKER'S COMPENSAT | 582.00 | 582.00 | 81.79 | 19.99 | .00 | 500.21 | 14.1% |
| 17104025 550300 TRAVEL AND TRAININ | 12,000.00 | 12,000.00 | .00 | .00 | .00 | 12,000.00 | .0% |
| TOTAL DISTRICT ATTORNEY | 271,182.00 | 271,182.00 | 43,112.04 | 10,532.57 | .00 | 228,069.96 | 15.9% |
| TOTAL CDA VOCA VICTIM ADV PROJ | .00 | .00 | 10,532.57 | 10,532.57 | .00 | -10,532.57 | 100.0% |
| TOTAL REVENUES | -271,182.00 | -271,182.00 | -32,579.47 | .00 | .00 | -238,602.53 | |
| TOTAL EXPENSES | 271,182.00 | 271,182.00 | 43,112.04 | 10,532.57 | .00 | 228,069.96 | |
| 201 GEN OB REFUNDING BOND SRS 2016 | | | | | | | |

02/05/2021 13:04
RScott

Lubbock County
BUDGET SUMMARIES REPORT
ACCOUNT SUMMARY JANUARY 2021

P 70
glytdbud

FOR 2021 04

| 201 | GEN OB REFUNDING BOND SRS 2016 | ORIGINAL APPROP | REVISED BUDGET | YTD ACTUAL | MTD ACTUAL | ENCUMBRANCES | AVAILABLE BUDGET | PCT USED |
|------------------------------|---|--------------------|-------------------|---------------|---------------|--------------|---------------------|-------------|
| 000 UNDEFINED | | | | | | | | |
| | <u>201 400100 CURRENT AD VALOREM TAXE</u> | -6,313,534.00 | -6,313,534.00 | -4,108,039.72 | -1,493,574.23 | .00 | -2,205,494.28 | 65.1%* |
| | <u>201 400400 PEN & INT - CURRENT LEV</u> | -25,885.00 | -25,885.00 | .00 | .00 | .00 | -25,885.00 | .0%* |
| | <u>201 400500 DELIQ TAXES - PRIOR YEA</u> | -38,513.00 | -38,513.00 | -11,992.26 | -3,393.90 | .00 | -26,520.74 | 31.1%* |
| | <u>201 400600 PEN & INT - PRIOR YEARS</u> | -19,571.00 | -19,571.00 | -5,782.95 | -1,773.54 | .00 | -13,788.05 | 29.5%* |
| | <u>201 470000 INTEREST INCOME</u> | -30,000.00 | -30,000.00 | -382.73 | .00 | .00 | -29,617.27 | 1.3%* |
| | TOTAL UNDEFINED | -6,427,503.00 | -6,427,503.00 | -4,126,197.66 | -1,498,741.67 | .00 | -2,301,305.34 | 64.2% |
| 200 DEBT SERVICE | | | | | | | | |
| | <u>20120092 566100 DEBT SERVICE - PRI</u> | 5,065,000.00 | 5,065,000.00 | .00 | .00 | 5,065,000.00 | .00 | 100.0% |
| | <u>20120092 566200 DEBT SERVICE - INT</u> | 1,362,503.00 | 1,362,503.00 | 318.00 | 318.00 | 672,375.00 | 689,810.00 | 49.4% |
| | TOTAL DEBT SERVICE | 6,427,503.00 | 6,427,503.00 | 318.00 | 318.00 | 5,737,375.00 | 689,810.00 | 89.3% |
| | TOTAL GEN OB REFUNDING BOND SR | .00 | .00 | -4,125,879.66 | -1,498,423.67 | 5,737,375.00 | -1,611,495.34 | 100.0% |
| | TOTAL REVENUES | -6,427,503.00 | -6,427,503.00 | -4,126,197.66 | -1,498,741.67 | .00 | -2,301,305.34 | |
| | TOTAL EXPENSES | 6,427,503.00 | 6,427,503.00 | 318.00 | 318.00 | 5,737,375.00 | 689,810.00 | |
| 202 UNLIMITED TAX ROAD BONDS | | | | | | | | |
| 000 UNDEFINED | | | | | | | | |
| | <u>202 400100 CURRENT AD VALOREM TAXE</u> | -1,376,380.00 | -2,187,838.00 | -908,033.82 | -338,102.64 | .00 | -1,279,804.18 | 41.5%* |
| | <u>202 400400 PEN & INT - CURRENT LEV</u> | -5,643.00 | -5,643.00 | .00 | .00 | .00 | -5,643.00 | .0%* |
| | <u>202 400500 DELIQ TAXES - PRIOR YEA</u> | -8,396.00 | -8,396.00 | -745.50 | -210.98 | .00 | -7,650.50 | 8.9%* |
| | <u>202 400600 PEN & INT - PRIOR YEARS</u> | -4,267.00 | -4,267.00 | -359.47 | -110.25 | .00 | -3,907.53 | 8.4%* |
| | <u>202 470000 INTEREST INCOME</u> | -1,000.00 | -1,000.00 | -9.04 | .00 | .00 | -990.96 | .9%* |
| | <u>202 489900 OTHER REVENUE</u> | .00 | -2,290.00 | -2,289.53 | -2,289.53 | .00 | -.47 | 100.0%* |
| | TOTAL UNDEFINED | -1,395,686.00 | -2,209,434.00 | -911,437.36 | -340,713.40 | .00 | -1,297,996.64 | 41.3% |
| 200 DEBT SERVICE | | | | | | | | |
| | <u>20220092 566100 DEBT SERVICE - PRI</u> | 1,120,000.00 | 1,120,000.00 | .00 | .00 | 1,120,000.00 | .00 | 100.0% |

02/05/2021 13:04
RScott

|Lubbock County
|BUDGET SUMMARIES REPORT
ACCOUNT SUMMARY JANUARY 2021

|P 71
|glytdbud

FOR 2021 04

| | ORIGINAL APPROP | REVISED BUDGET | YTD ACTUAL | MTD ACTUAL | ENCUMBRANCES | AVAILABLE BUDGET | PCT USED |
|---|--------------------|-------------------|-------------|-------------|--------------|---------------------|-------------|
| <u>20220092 566200 DEBT SERVICE - INT</u> | 275,686.00 | 1,089,434.00 | 400.00 | .00 | 130,775.00 | 958,259.00 | 12.0% |
| TOTAL DEBT SERVICE | 1,395,686.00 | 2,209,434.00 | 400.00 | .00 | 1,250,775.00 | 958,259.00 | 56.6% |
| TOTAL UNLIMITED TAX ROAD BONDS | .00 | .00 | -911,037.36 | -340,713.40 | 1,250,775.00 | -339,737.64 | 100.0% |
| TOTAL REVENUES | -1,395,686.00 | -2,209,434.00 | -911,437.36 | -340,713.40 | .00 | -1,297,996.64 | |
| TOTAL EXPENSES | 1,395,686.00 | 2,209,434.00 | 400.00 | .00 | 1,250,775.00 | 958,259.00 | |
| <u>204 TAX NOTES, SERIES 2013</u> | | | | | | | |
| 000 UNDEFINED | | | | | | | |
| <u>204 470000 INTEREST INCOME</u> | .00 | .00 | -61.89 | .00 | .00 | 61.89 | 100.0% |
| TOTAL UNDEFINED | .00 | .00 | -61.89 | .00 | .00 | 61.89 | 100.0% |
| TOTAL TAX NOTES, SERIES 2013 | .00 | .00 | -61.89 | .00 | .00 | 61.89 | 100.0% |
| TOTAL REVENUES | .00 | .00 | -61.89 | .00 | .00 | 61.89 | |
| <u>206 GEN OB REFUNDING BOND SRS 2013</u> | | | | | | | |
| 000 UNDEFINED | | | | | | | |
| <u>206 400100 CURRENT AD VALOREM TAXE</u> | -878,329.00 | -878,329.00 | -571,564.77 | -207,804.39 | .00 | -306,764.23 | 65.1%* |
| <u>206 400400 PEN & INT - CURRENT LEV</u> | -3,601.00 | -3,601.00 | .00 | .00 | .00 | -3,601.00 | .0%* |
| <u>206 400500 DELIQ TAXES - PRIOR YEA</u> | -5,358.00 | -5,358.00 | -3,013.98 | -852.97 | .00 | -2,344.02 | 56.3%* |
| <u>206 400600 PEN & INT - PRIOR YEARS</u> | -2,723.00 | -2,723.00 | -1,453.41 | -445.74 | .00 | -1,269.59 | 53.4%* |
| <u>206 470000 INTEREST INCOME</u> | -1,000.00 | -1,000.00 | -44.22 | .00 | .00 | -955.78 | 4.4%* |
| TOTAL UNDEFINED | -891,011.00 | -891,011.00 | -576,076.38 | -209,103.10 | .00 | -314,934.62 | 64.7% |
| <u>200 DEBT SERVICE</u> | | | | | | | |
| <u>20620092 566100 DEBT SERVICE - PRI</u> | 635,000.00 | 635,000.00 | 397.53 | 397.53 | 634,602.47 | .00 | 100.0% |
| <u>20620092 566200 DEBT SERVICE - INT</u> | 256,011.00 | 256,011.00 | 102.47 | 102.47 | 163,572.53 | 92,336.00 | 63.9% |
| TOTAL DEBT SERVICE | 891,011.00 | 891,011.00 | 500.00 | 500.00 | 798,175.00 | 92,336.00 | 89.6% |

02/05/2021 13:04
RScott

Lubbock County
BUDGET SUMMARIES REPORT
ACCOUNT SUMMARY JANUARY 2021

P 72
glytdbud

FOR 2021 04

| | ORIGINAL APPROP | REVISED BUDGET | YTD ACTUAL | MTD ACTUAL | ENCUMBRANCES | AVAILABLE BUDGET | PCT USED |
|---|--------------------|-------------------|-------------|-------------|--------------|---------------------|-------------|
| TOTAL GEN OB REFUNDING BOND SR | .00 | .00 | -575,576.38 | -208,603.10 | 798,175.00 | -222,598.62 | 100.0% |
| TOTAL REVENUES | -891,011.00 | -891,011.00 | -576,076.38 | -209,103.10 | .00 | -314,934.62 | |
| TOTAL EXPENSES | 891,011.00 | 891,011.00 | 500.00 | 500.00 | 798,175.00 | 92,336.00 | |
| <hr/> 208 SPECIAL TAX REVENUE BONDS 2020 | | | | | | | |
| <hr/> 000 UNDEFINED | | | | | | | |
| <u>208 807900 XFER FROM VENUE HOT STV</u> | -604,567.00 | -604,567.00 | -604,567.00 | -604,567.00 | .00 | .00 | 100.0% |
| TOTAL UNDEFINED | -604,567.00 | -604,567.00 | -604,567.00 | -604,567.00 | .00 | .00 | 100.0% |
| <hr/> 200 DEBT SERVICE | | | | | | | |
| <u>20820092 566100 DEBT SERVICE - PRI</u> | 400,000.00 | 400,000.00 | .00 | .00 | .00 | 400,000.00 | .0% |
| <u>20820092 566200 DEBT SERVICE - INT</u> | 204,567.00 | 204,567.00 | .00 | .00 | .00 | 204,567.00 | .0% |
| TOTAL DEBT SERVICE | 604,567.00 | 604,567.00 | .00 | .00 | .00 | 604,567.00 | .0% |
| TOTAL SPECIAL TAX REVENUE BOND | .00 | .00 | -604,567.00 | -604,567.00 | .00 | 604,567.00 | 100.0% |
| TOTAL REVENUES | -604,567.00 | -604,567.00 | -604,567.00 | -604,567.00 | .00 | .00 | |
| TOTAL EXPENSES | 604,567.00 | 604,567.00 | .00 | .00 | .00 | 604,567.00 | |
| <hr/> 301 MPO ROAD CONSTRUCTION | | | | | | | |
| <hr/> 000 UNDEFINED | | | | | | | |
| <u>301 421300 TRANSPORTATION IMPROVEM</u> | -1,721,096.00 | -1,721,096.00 | .00 | -54,043.97 | .00 | -1,721,096.00 | .0%* |
| <u>301 470000 INTEREST INCOME</u> | .00 | .00 | 4.20 | .00 | .00 | -4.20 | 100.0%* |
| TOTAL UNDEFINED | -1,721,096.00 | -1,721,096.00 | 4.20 | -54,043.97 | .00 | -1,721,100.20 | .0% |
| <hr/> 300 CAPITAL PROJECTS | | | | | | | |
| <u>30130093 562200 CONTRACT SERVICES</u> | 1,721,096.00 | 1,721,096.00 | 90,218.08 | .00 | 1,619,781.92 | 11,096.00 | 99.4% |

02/05/2021 13:04
RScott

Lubbock County
BUDGET SUMMARIES REPORT
ACCOUNT SUMMARY JANUARY 2021

IP 73
glytdbud

FOR 2021 04

| | ORIGINAL APPROP | REVISED BUDGET | YTD ACTUAL | MTD ACTUAL | ENCUMBRANCES | AVAILABLE BUDGET | PCT USED |
|---|--------------------|-------------------|----------------|------------|--------------|---------------------|-------------|
| TOTAL CAPITAL PROJECTS | 1,721,096.00 | 1,721,096.00 | 90,218.08 | .00 | 1,619,781.92 | 11,096.00 | 99.4% |
| TOTAL MPO ROAD CONSTRUCTION | .00 | .00 | 90,222.28 | -54,043.97 | 1,619,781.92 | -1,710,004.20 | 100.0% |
| TOTAL REVENUES | -1,721,096.00 | -1,721,096.00 | 4.20 | -54,043.97 | .00 | -1,721,100.20 | |
| TOTAL EXPENSES | 1,721,096.00 | 1,721,096.00 | 90,218.08 | .00 | 1,619,781.92 | 11,096.00 | |
| 302 TAX ROAD BOND CONSTRUCTION | | | | | | | |
| 000 UNDEFINED | | | | | | | |
| <u>302 470000 INTEREST INCOME</u> | -60,000.00 | -60,000.00 | -851.51 | .00 | .00 | -59,148.49 | 1.4%* |
| <u>302 485500 BOND PROCEEDS</u> | -40,980,000.00 | -40,980,000.00 | -41,228,577.40 | .00 | .00 | 248,577.40 | 100.6% |
| <u>302 489900 OTHER REVENUE</u> | -5,051,727.00 | -5,051,727.00 | -6,403.69 | .00 | .00 | -5,045,323.31 | .1%* |
| TOTAL UNDEFINED | -46,091,727.00 | -46,091,727.00 | -41,235,832.60 | .00 | .00 | -4,855,894.40 | 89.5% |
| 300 CAPITAL PROJECTS | | | | | | | |
| <u>30230093 561400 PROFESSIONAL SERVI</u> | 46,091,727.00 | 46,091,727.00 | 255,000.00 | .00 | 221,000.00 | 45,615,727.00 | 1.0% |
| TOTAL CAPITAL PROJECTS | 46,091,727.00 | 46,091,727.00 | 255,000.00 | .00 | 221,000.00 | 45,615,727.00 | 1.0% |
| TOTAL TAX ROAD BOND CONSTRUCTIO | .00 | .00 | -40,980,832.60 | .00 | 221,000.00 | 40,759,832.60 | 100.0% |
| TOTAL REVENUES | -46,091,727.00 | -46,091,727.00 | -41,235,832.60 | .00 | .00 | -4,855,894.40 | |
| TOTAL EXPENSES | 46,091,727.00 | 46,091,727.00 | 255,000.00 | .00 | 221,000.00 | 45,615,727.00 | |
| 307 CRTS RENOVATIONS #2 | | | | | | | |
| 000 UNDEFINED | | | | | | | |
| <u>307 470000 INTEREST INCOME</u> | -3,000.00 | -3,000.00 | -132.98 | .00 | .00 | -2,867.02 | 4.4%* |
| <u>307 801100 XFER FROM GENERAL FUND</u> | -1,958,000.00 | -1,958,000.00 | .00 | .00 | .00 | -1,958,000.00 | .0%* |
| TOTAL UNDEFINED | -1,961,000.00 | -1,961,000.00 | -132.98 | .00 | .00 | -1,960,867.02 | .0% |
| 300 CAPITAL PROJECTS | | | | | | | |
| <u>30730093 561400 PROFESSIONAL SERVI</u> | 261,000.00 | 285,934.00 | 61,542.11 | 37,668.01 | 215,806.01 | 8,585.88 | 97.0% |

02/05/2021 13:04
RScott

Lubbock County
BUDGET SUMMARIES REPORT
ACCOUNT SUMMARY JANUARY 2021

P 74
glytdbud

FOR 2021 04

| | ORIGINAL APPROP | REVISED BUDGET | YTD ACTUAL | MTD ACTUAL | ENCUMBRANCES | AVAILABLE BUDGET | PCT USED |
|---|--------------------|-------------------|------------|------------|--------------|---------------------|-------------|
| <u>30730093 610000 BUILDINGS</u> | 1,700,000.00 | 1,675,066.00 | 127,496.65 | 33,035.30 | 112,191.00 | 1,435,378.35 | 14.3% |
| TOTAL CAPITAL PROJECTS | 1,961,000.00 | 1,961,000.00 | 189,038.76 | 70,703.31 | 327,997.01 | 1,443,964.23 | 26.4% |
| TOTAL CRTC RENOVATIONS #2 | .00 | .00 | 188,905.78 | 70,703.31 | 327,997.01 | -516,902.79 | 100.0% |
| TOTAL REVENUES | -1,961,000.00 | -1,961,000.00 | -132.98 | .00 | .00 | -1,960,867.02 | |
| TOTAL EXPENSES | 1,961,000.00 | 1,961,000.00 | 189,038.76 | 70,703.31 | 327,997.01 | 1,443,964.23 | |
| 308 VENUE CAPITAL PROJECT | | | | | | | |
| 000 UNDEFINED | | | | | | | |
| <u>308 470000 INTEREST INCOME</u> | .00 | .00 | -844.19 | .00 | .00 | 844.19 | 100.0% |
| <u>308 736100 DRAW FROM RESERVES</u> | -5,000,000.00 | -5,000,000.00 | .00 | .00 | .00 | -5,000,000.00 | .0%* |
| TOTAL UNDEFINED | -5,000,000.00 | -5,000,000.00 | -844.19 | .00 | .00 | -4,999,155.81 | .0% |
| 300 CAPITAL PROJECTS | | | | | | | |
| <u>30830093 561400 PROFESSIONAL SERVI</u> | .00 | 1,000,000.00 | 239,463.82 | .00 | .00 | 760,536.18 | 23.9% |
| <u>30830093 610000 BUILDINGS</u> | 5,000,000.00 | 4,000,000.00 | .00 | .00 | .00 | 4,000,000.00 | .0% |
| TOTAL CAPITAL PROJECTS | 5,000,000.00 | 5,000,000.00 | 239,463.82 | .00 | .00 | 4,760,536.18 | 4.8% |
| TOTAL VENUE CAPITAL PROJECT | .00 | .00 | 238,619.63 | .00 | .00 | -238,619.63 | 100.0% |
| TOTAL REVENUES | -5,000,000.00 | -5,000,000.00 | -844.19 | .00 | .00 | -4,999,155.81 | |
| TOTAL EXPENSES | 5,000,000.00 | 5,000,000.00 | 239,463.82 | .00 | .00 | 4,760,536.18 | |
| 401 EMPLOYEE HEALTH BENEFIT | | | | | | | |
| 000 UNDEFINED | | | | | | | |
| <u>401 470000 INTEREST INCOME</u> | -100,000.00 | -100,000.00 | -1,679.95 | .00 | .00 | -98,320.05 | 1.7%* |
| <u>401 480600 INSURANCE REIMBURSEMENT</u> | -50,000.00 | -50,000.00 | .00 | .00 | .00 | -50,000.00 | .0%* |
| <u>401 483010 SURVIVOR SB872 INSURANC</u> | -4,000.00 | -4,000.00 | .00 | .00 | .00 | -4,000.00 | .0%* |
| <u>401 483100 COBRA INSURANCE PREMIUM</u> | -20,000.00 | -20,000.00 | -7,532.01 | -3,408.33 | .00 | -12,467.99 | 37.7%* |

02/05/2021 13:04
RScott

Lubbock County
BUDGET SUMMARIES REPORT
ACCOUNT SUMMARY JANUARY 2021

P 75
glytdbud

FOR 2021 04

| 401 | EMPLOYEE HEALTH BENEFIT | ORIGINAL APPROP | REVISED BUDGET | YTD ACTUAL | MTD ACTUAL | ENCUMBRANCES | AVAILABLE BUDGET | PCT USED |
|-------------------------------|-------------------------|--------------------|-------------------|---------------|--------------|--------------|---------------------|-------------|
| 401 483200 | RETIREE INSURANCE PREMI | -115,000.00 | -115,000.00 | -36,320.00 | -24,649.90 | .00 | -78,680.00 | 31.6%* |
| 401 484400 | STOP LOSS REIMBURSEMENT | -250,000.00 | -250,000.00 | .00 | .00 | .00 | -250,000.00 | .0%* |
| 401 485100 | EMPLOYEE MEDICAL SHARE | -1,700,000.00 | -1,700,000.00 | -433,943.13 | -65,923.13 | .00 | -1,266,056.87 | 25.5%* |
| 401 485200 | COUNTY MEDICAL SHARE | -10,614,000.00 | -10,614,000.00 | -2,602,335.21 | -373,354.48 | .00 | -8,011,664.79 | 24.5%* |
| 401 489900 | OTHER REVENUE | -25,000.00 | -25,000.00 | .00 | .00 | .00 | -25,000.00 | .0%* |
| TOTAL UNDEFINED | | -12,878,000.00 | -12,878,000.00 | -3,081,810.30 | -467,335.84 | .00 | -9,796,189.70 | 23.9% |
| 400 BENEFITS | | | | | | | | |
| 40140094 561400 | PROFESSIONAL SERVI | 75,000.00 | 75,000.00 | 30,000.00 | .00 | .00 | 45,000.00 | 40.0% |
| 40140094 562200 | CONTRACT SERVICES | 705,000.00 | 705,000.00 | 173,850.99 | 46,199.70 | 528,520.81 | 2,628.20 | 99.6% |
| 40140094 581510 | EMPLOYEE HEALTH BE10 | 603,000.00 | 10,603,000.00 | 3,688,661.18 | 1,070,995.08 | 6,563,816.82 | 350,522.00 | 96.7% |
| 40140094 581600 | HSA EMPLOYER CONTR | 500,000.00 | 500,000.00 | 360,023.08 | -500.00 | .00 | 139,976.92 | 72.0% |
| 40140094 581700 | RETIREE HRA PAYMEN | 195,000.00 | 195,000.00 | 69,563.30 | 18,054.02 | .00 | 125,436.70 | 35.7% |
| 40140094 581800 | MEDICAL STOP LOSS | 800,000.00 | 800,000.00 | 171,631.39 | .00 | 457,368.61 | 171,000.00 | 78.6% |
| TOTAL BENEFITS | | 12,878,000.00 | 12,878,000.00 | 4,493,729.94 | 1,134,748.80 | 7,549,706.24 | 834,563.82 | 93.5% |
| TOTAL EMPLOYEE HEALTH BENEFIT | | .00 | .00 | 1,411,919.64 | 667,412.96 | 7,549,706.24 | -8,961,625.88 | 100.0% |
| TOTAL REVENUES | | -12,878,000.00 | -12,878,000.00 | -3,081,810.30 | -467,335.84 | .00 | -9,796,189.70 | |
| TOTAL EXPENSES | | 12,878,000.00 | 12,878,000.00 | 4,493,729.94 | 1,134,748.80 | 7,549,706.24 | 834,563.82 | |
| 403 WORKERS COMPENSATION | | | | | | | | |
| 000 UNDEFINED | | | | | | | | |
| 403 470000 | INTEREST INCOME | -120,000.00 | -120,000.00 | -1,310.02 | .00 | .00 | -118,689.98 | 1.1%* |
| 403 480600 | INSURANCE REIMBURSEMENT | -10,000.00 | -10,000.00 | -321.51 | -321.51 | .00 | -9,678.49 | 3.2%* |
| 403 485210 | COUNTY W/C SHARE | -1,500,000.00 | -1,500,000.00 | -570,828.10 | -125,587.92 | .00 | -929,171.90 | 38.1%* |
| 403 489900 | OTHER REVENUE | -500.00 | -500.00 | -5,456.70 | .00 | .00 | 4,956.70 | 1091.3%* |
| TOTAL UNDEFINED | | -1,630,500.00 | -1,630,500.00 | -577,916.33 | -125,909.43 | .00 | -1,052,583.67 | 35.4% |
| 400 BENEFITS | | | | | | | | |
| 40340094 520100 | SUPPLIES/OTH OPER | 500.00 | 500.00 | .00 | .00 | .00 | 500.00 | .0% |

02/05/2021 13:04
RScott

Lubbock County
BUDGET SUMMARIES REPORT
ACCOUNT SUMMARY JANUARY 2021

P 76
glytdbud

FOR 2021 04

| | ORIGINAL APPROP | REVISED BUDGET | YTD ACTUAL | MTD ACTUAL | ENCUMBRANCES | AVAILABLE BUDGET | PCT USED |
|---|--------------------|-------------------|----------------|----------------|---------------|---------------------|-------------|
| <u>40340094 562200 CONTRACT SERVICES</u> | 100,000.00 | 100,000.00 | 1,389.00 | 662.00 | 56,611.00 | 42,000.00 | 58.0% |
| <u>40340094 580110 INSURANCE PREMIUM</u> | 250,000.00 | 250,000.00 | 144,915.00 | .00 | .00 | 105,085.00 | 58.0% |
| <u>40340094 581520 WORKERS COMP CLAIM</u> | 1,280,000.00 | 1,280,000.00 | 107,889.70 | 21,449.84 | 592,110.30 | 580,000.00 | 54.7% |
| TOTAL BENEFITS | 1,630,500.00 | 1,630,500.00 | 254,193.70 | 22,111.84 | 648,721.30 | 727,585.00 | 55.4% |
| TOTAL WORKERS COMPENSATION | .00 | .00 | -323,722.63 | -103,797.59 | 648,721.30 | -324,998.67 | 100.0% |
| TOTAL REVENUES | -1,630,500.00 | -1,630,500.00 | -577,916.33 | -125,909.43 | .00 | -1,052,583.67 | |
| TOTAL EXPENSES | 1,630,500.00 | 1,630,500.00 | 254,193.70 | 22,111.84 | 648,721.30 | 727,585.00 | |
| GRAND TOTAL | .00 | .00 | -64,475,928.93 | -15,661,238.37 | 34,931,352.15 | 29,544,576.78 | 100.0% |

** END OF REPORT - Generated by Scott, Rhonda **

Budget Report

For Fiscal: 2020-2021 Period Ending 01/31/21

Group/Fund Summary

02/05/2021 13:09
RScott

Lubbock County
BUDGET SUMMARIES REPORT
GROUP SUMMARY JANUARY 2021

P 1
glytdbud

FOR 2021 04

| | ORIGINAL APPROP | REVISED BUDGET | YTD ACTUAL | MTD ACTUAL | ENCUMBRANCES | AVAILABLE BUDGET | PCT USED |
|--------------------------------|--------------------|-------------------|----------------|----------------|--------------|---------------------|-------------|
| 011 GENERAL FUND | | | | | | | |
| 000 UNDEFINED | -102,439,406.00 | -104,303,969.00 | -43,358,006.43 | -13,900,186.69 | .00 | -60,945,962.57 | 41.6% |
| 001 COMMISSIONERS' COURT | 675,857.00 | 675,857.00 | 203,554.35 | 48,392.20 | 3,625.56 | 468,677.09 | 30.7% |
| 002 COUNTY JUDGE | 259,381.00 | 259,381.00 | 82,336.11 | 20,068.56 | 904.44 | 176,140.45 | 32.1% |
| 003 COUNTY CLERK | 1,431,271.00 | 1,431,271.00 | 429,678.19 | 89,073.40 | 8,432.65 | 993,160.16 | 30.6% |
| 005 INFORMATION TECH SERVICES | 10,090,655.00 | 10,090,655.00 | 4,366,273.72 | 289,374.62 | 288,370.74 | 5,436,010.54 | 46.1% |
| 007 NON DEPARTMENTAL | 5,751,690.00 | 7,492,551.00 | 769,798.14 | 63,251.88 | 1,203,693.24 | 5,519,059.62 | 26.3% |
| 009 TREASURER | 380,381.00 | 380,381.00 | 120,277.44 | 27,748.38 | 3,149.57 | 256,953.99 | 32.4% |
| 010 TAX ASSESSOR/COLLECTOR | 1,978,771.00 | 1,978,771.00 | 599,333.09 | 148,325.06 | 18,685.98 | 1,360,751.93 | 31.2% |
| 011 PURCHASING | 476,650.00 | 476,650.00 | 151,084.80 | 33,718.91 | 19,624.21 | 305,940.99 | 35.8% |
| 012 AUDITOR | 1,229,481.00 | 1,229,481.00 | 303,073.46 | 74,128.87 | 7,819.55 | 918,587.99 | 25.3% |
| 013 HUMAN RESOURCES | 801,550.00 | 801,550.00 | 238,570.99 | 51,028.57 | 113,190.03 | 449,788.98 | 43.9% |
| 014 COURTS | 4,456,906.00 | 4,456,906.00 | 1,284,584.71 | 317,121.82 | 33,176.89 | 3,139,144.40 | 29.6% |
| 015 APPELLATE COURTS | 23,604.00 | 23,604.00 | 7,221.28 | 1,761.28 | .00 | 16,382.72 | 30.6% |
| 023 DISTRICT CLERK | 1,812,427.00 | 1,812,427.00 | 524,806.96 | 125,453.65 | 60,455.01 | 1,227,165.03 | 32.3% |
| 030 JUDICIAL COMPLIANCE | 387,204.00 | 387,204.00 | 102,323.62 | 17,885.59 | 3,188.79 | 281,691.59 | 27.2% |
| 031 JUSTICE OF THE PEACE PCT 1 | 330,782.00 | 330,782.00 | 108,978.16 | 26,240.40 | 3,794.56 | 218,009.28 | 34.1% |
| 032 JUSTICE OF THE PEACE PCT 2 | 312,352.00 | 312,352.00 | 90,894.32 | 22,171.66 | 3,418.00 | 218,039.68 | 30.2% |
| 033 JUSTICE OF THE PEACE PCT 3 | 354,733.00 | 354,733.00 | 97,410.58 | 24,318.95 | 900.00 | 256,422.42 | 27.7% |
| 034 JUSTICE OF THE PEACE PCT 4 | 333,900.00 | 333,900.00 | 112,185.65 | 27,252.87 | 1,982.54 | 219,731.81 | 34.2% |
| 038 CENTRAL JURY | 356,352.00 | 356,352.00 | 12,763.59 | 5,383.70 | 58,189.10 | 285,399.31 | 19.9% |
| 039 JUDICIAL | 6,573,530.00 | 6,610,108.00 | 3,078,268.02 | 213,707.87 | 2,008,003.84 | 1,523,836.14 | 76.9% |
| 040 DISTRICT ATTORNEY | 7,164,249.00 | 7,164,249.00 | 2,134,972.38 | 513,805.52 | 212,992.77 | 4,816,283.85 | 32.8% |
| 041 CONSTABLE PCT 1 | 90,066.00 | 90,066.00 | 23,532.50 | 6,076.43 | 8,729.27 | 57,804.23 | 35.8% |
| 042 CONSTABLE PCT 2 | 85,032.00 | 85,032.00 | 24,948.01 | 6,174.60 | 4,042.56 | 56,041.43 | 34.1% |
| 043 CONSTABLE PCT 3 | 91,197.00 | 91,197.00 | 23,065.91 | 6,176.96 | 3,993.76 | 64,137.33 | 29.7% |
| 044 CONSTABLE PCT 4 | 92,165.00 | 92,165.00 | 25,345.89 | 6,238.86 | 5,199.67 | 61,619.44 | 33.1% |
| 045 MEDICAL EXAMINER | 2,663,262.00 | 2,663,262.00 | 623,885.40 | 171,757.52 | 1,262,953.50 | 776,423.10 | 70.8% |
| 046 SHERIFF | 15,277,870.00 | 15,277,870.00 | 4,151,186.58 | 1,021,269.73 | 1,622,514.24 | 9,504,169.18 | 37.8% |
| 047 DETENTION CENTER | 26,949,898.00 | 26,949,898.00 | 8,194,435.41 | 2,018,119.81 | 1,642,151.48 | 17,113,311.11 | 36.5% |
| 048 INMATE TRANSPORTATION | 147,700.00 | 147,700.00 | 25,371.53 | 3,668.07 | 89,271.22 | 33,057.25 | 77.6% |
| 049 PUBLIC SAFETY | 1,594,829.00 | 1,694,829.00 | 781,399.17 | 207,180.00 | 310,610.00 | 602,819.83 | 64.4% |
| 057 COMM SUPERVISION & CORRECT | 10,265.00 | 10,265.00 | 1,031.35 | 216.10 | 1,998.65 | 7,235.00 | 29.5% |
| 061 FACILITY MAINTENANCE | 6,300,242.00 | 6,300,242.00 | 1,680,904.22 | 452,631.33 | 1,353,950.99 | 3,265,386.79 | 48.2% |
| 064 S PLAINS AUTO THEFT TASK F | 2,500.00 | 2,500.00 | .00 | .00 | .00 | 2,500.00 | .0% |
| 067 SAFETY AND ENVIROMENTAL | .00 | .00 | 776.45 | .00 | .00 | -776.45 | 100.0% |
| 068 GENERAL ASSISTANCE | 513,209.00 | 513,209.00 | 121,427.70 | 27,844.83 | 1,419.49 | 390,361.81 | 23.9% |
| 070 VETERAN'S AFFAIRS | 61,944.00 | 61,944.00 | 20,756.17 | 5,062.48 | .00 | 41,187.83 | 33.5% |
| 072 TEXAS AgriLIFE EXT | 385,567.00 | 385,567.00 | 74,032.80 | 17,182.78 | 52,150.69 | 259,383.51 | 32.7% |
| 077 ELECTIONS | 2,142,921.00 | 2,142,921.00 | 886,007.59 | 101,404.74 | 287,234.12 | 969,679.29 | 54.7% |
| 089 LIBRARY SERVICES | 237,105.00 | 237,105.00 | .00 | .00 | 4,560.00 | 232,545.00 | 1.9% |

02/05/2021 13:09
RScott

Lubbock County
BUDGET SUMMARIES REPORT
GROUP SUMMARY JANUARY 2021

P 2
glytdbud

FOR 2021 04

| | ORIGINAL APPROP | REVISED BUDGET | YTD ACTUAL | MTD ACTUAL | ENCUMBRANCES | AVAILABLE BUDGET | PCT USED |
|----------------------------------|--------------------|-------------------|----------------|----------------|---------------|---------------------|-------------|
| 090 PUBLIC WORKS | 611,908.00 | 620,044.00 | 103,673.78 | 28,475.88 | 7,946.84 | 508,423.38 | 18.0% |
| TOTAL REVENUES | -115,335,963.00 | -117,221,538.00 | -51,327,277.75 | -20,518,098.85 | .00 | -65,894,260.25 | |
| TOTAL EXPENSES | 115,335,963.00 | 117,242,550.00 | 39,549,441.34 | 12,837,606.04 | 10,712,323.95 | 66,980,784.71 | |
| 020 CONSOLIDATED ROAD AND BRIDGE | | | | | | | |
| 000 UNDEFINED | -10,135,018.00 | -10,135,018.00 | -5,075,279.84 | -4,467,288.00 | .00 | -5,059,738.16 | 50.1% |
| 190 CONSOLIDATED ROAD AND BRID | 10,135,018.00 | 10,135,018.00 | 1,614,478.32 | 649,431.19 | 2,308,954.30 | 6,211,585.38 | 38.7% |
| TOTAL REVENUES | -10,135,018.00 | -10,135,018.00 | -5,075,279.84 | -4,467,288.00 | .00 | -5,059,738.16 | |
| TOTAL EXPENSES | 10,135,018.00 | 10,135,018.00 | 1,614,478.32 | 649,431.19 | 2,308,954.30 | 6,211,585.38 | |
| 031 PRECINCT 1 PARK | | | | | | | |
| 000 UNDEFINED | -129,858.00 | -129,858.00 | 26,670.46 | 73,120.24 | 100.00 | -156,628.46 | -20.6% |
| 191 PRECINCT 1 PARK | 129,858.00 | 129,858.00 | 28,173.37 | 7,652.81 | 9,207.37 | 92,477.26 | 28.8% |
| TOTAL REVENUES | -229,858.00 | -229,858.00 | -73,329.54 | -26,879.76 | 100.00 | -156,628.46 | |
| TOTAL EXPENSES | 229,858.00 | 229,858.00 | 128,173.37 | 107,652.81 | 9,207.37 | 92,477.26 | |
| 032 SLATON/ROOSEVELT PARK | | | | | | | |
| 000 UNDEFINED | -229,802.00 | -229,802.00 | -73,022.46 | -26,679.76 | .00 | -156,779.54 | 31.8% |
| 192 PRECINCT 2 PARK | 229,802.00 | 229,802.00 | 29,912.50 | 7,415.51 | 12,168.93 | 187,720.57 | 18.3% |
| TOTAL REVENUES | -229,802.00 | -229,802.00 | -73,022.46 | -26,679.76 | .00 | -156,779.54 | |
| TOTAL EXPENSES | 229,802.00 | 229,802.00 | 29,912.50 | 7,415.51 | 12,168.93 | 187,720.57 | |
| 033 IDALOU/NEW DEAL PARK | | | | | | | |
| 000 UNDEFINED | -123,560.00 | -123,560.00 | -73,154.38 | -26,479.76 | .00 | -50,405.62 | 59.2% |
| 193 PRECINCT 3 PARK | 123,560.00 | 123,560.00 | 27,933.79 | 8,052.28 | 9,407.12 | 86,219.09 | 30.2% |
| TOTAL REVENUES | -123,560.00 | -123,560.00 | -73,154.38 | -26,479.76 | .00 | -50,405.62 | |
| TOTAL EXPENSES | 123,560.00 | 123,560.00 | 27,933.79 | 8,052.28 | 9,407.12 | 86,219.09 | |
| 034 SHALLOWATER PARK | | | | | | | |

02/05/2021 13:09
RScott

Lubbock County
BUDGET SUMMARIES REPORT
GROUP SUMMARY JANUARY 2021

P 3
glytdbud

FOR 2021 04

| 034 | SHALLOWATER PARK | ORIGINAL APPROP | REVISED BUDGET | YTD ACTUAL | MTD ACTUAL | ENCUMBRANCES | AVAILABLE BUDGET | PCT USED |
|-----------------------------------|----------------------|--------------------|-------------------|---------------|---------------|--------------|---------------------|-------------|
| 000 | UNDEFINED | -261,227.00 | -261,227.00 | -73,306.80 | -26,579.76 | .00 | -187,920.20 | 28.1% |
| 194 | PRECINCT 4 PARK | 261,227.00 | 261,227.00 | 19,016.38 | 4,881.72 | 15,371.22 | 226,839.40 | 13.2% |
| | TOTAL REVENUES | -261,227.00 | -261,227.00 | -73,306.80 | -26,579.76 | .00 | -187,920.20 | |
| | TOTAL EXPENSES | 261,227.00 | 261,227.00 | 19,016.38 | 4,881.72 | 15,371.22 | 226,839.40 | |
| 041 PERMANENT IMPROVEMENT | | | | | | | | |
| 000 | UNDEFINED | -5,566,588.00 | -5,566,588.00 | -3,682,708.71 | -2,638,850.85 | .00 | -1,883,879.29 | 66.2% |
| 061 | FACILITY MAINTENANCE | 5,566,588.00 | 5,566,588.00 | 1,012,074.87 | 336,513.65 | 2,699,480.51 | 1,855,032.62 | 66.7% |
| | TOTAL REVENUES | -5,566,588.00 | -5,566,588.00 | -3,682,708.71 | -2,638,850.85 | .00 | -1,883,879.29 | |
| | TOTAL EXPENSES | 5,566,588.00 | 5,566,588.00 | 1,012,074.87 | 336,513.65 | 2,699,480.51 | 1,855,032.62 | |
| 043 LCETRZ NOI TAX INCREMENT FUND | | | | | | | | |
| 000 | UNDEFINED | -703,090.00 | -724,102.00 | -166,912.14 | .00 | .00 | -557,189.86 | 23.1% |
| 090 | PUBLIC WORKS | 703,090.00 | 703,090.00 | .00 | .00 | .00 | 703,090.00 | .0% |
| | TOTAL REVENUES | -703,090.00 | -724,102.00 | -166,912.14 | .00 | .00 | -557,189.86 | |
| | TOTAL EXPENSES | 703,090.00 | 703,090.00 | .00 | .00 | .00 | 703,090.00 | |
| 046 TJJD (P) JJAEP GRANT | | | | | | | | |
| 000 | UNDEFINED | -80,000.00 | -80,000.00 | -15,722.50 | .00 | .00 | -64,277.50 | 19.7% |
| 051 | JUVENILE PROBATION | 80,000.00 | 80,000.00 | .00 | .00 | .00 | 80,000.00 | .0% |
| | TOTAL REVENUES | -80,000.00 | -80,000.00 | -15,722.50 | .00 | .00 | -64,277.50 | |
| | TOTAL EXPENSES | 80,000.00 | 80,000.00 | .00 | .00 | .00 | 80,000.00 | |
| 047 TJJD (R) REG DIVERSION GRANT | | | | | | | | |
| 000 | UNDEFINED | -15,628.00 | -15,628.00 | -12,793.98 | .00 | .00 | -2,834.02 | 81.9% |
| 051 | JUVENILE PROBATION | 15,628.00 | 15,628.00 | 12,421.34 | 12,421.34 | .00 | 3,206.66 | 79.5% |
| | TOTAL REVENUES | -15,628.00 | -15,628.00 | -12,793.98 | .00 | .00 | -2,834.02 | |
| | TOTAL EXPENSES | 15,628.00 | 15,628.00 | 12,421.34 | 12,421.34 | .00 | 3,206.66 | |
| 050 JUVENILE STAR PROGRAM | | | | | | | | |

02/05/2021 13:09
RScott

Lubbock County
BUDGET SUMMARIES REPORT
GROUP SUMMARY JANUARY 2021

P 4
glytdbud

FOR 2021 04

| 050 | JUVENILE STAR PROGRAM | ORIGINAL APPROP | REVISED BUDGET | YTD ACTUAL | MTD ACTUAL | ENCUMBRANCES | AVAILABLE BUDGET | PCT USED |
|----------------------------------|-----------------------|-----------------|----------------|---------------|-------------|--------------|------------------|----------|
| 000 | UNDEFINED | -601,895.00 | -601,895.00 | -600,000.00 | -600,000.00 | .00 | -1,895.00 | 99.7% |
| 051 | JUVENILE PROBATION | 601,895.00 | 601,895.00 | 145,326.25 | 34,180.53 | 6,643.73 | 449,925.02 | 25.2% |
| | TOTAL REVENUES | -601,895.00 | -601,895.00 | -600,000.00 | -600,000.00 | .00 | -1,895.00 | |
| | TOTAL EXPENSES | 601,895.00 | 601,895.00 | 145,326.25 | 34,180.53 | 6,643.73 | 449,925.02 | |
| 051 JUVENILE PROBATION | | | | | | | | |
| 000 | UNDEFINED | -2,346,800.00 | -2,346,800.00 | -753,759.53 | -177,047.90 | .00 | -1,593,040.47 | 32.1% |
| 051 | JUVENILE PROBATION | 2,346,800.00 | 2,346,800.00 | 583,126.23 | 140,562.64 | 155,497.16 | 1,608,176.61 | 31.5% |
| | TOTAL REVENUES | -7,268,579.00 | -7,268,579.00 | -1,408,205.92 | -352,047.90 | .00 | -5,860,373.08 | |
| | TOTAL EXPENSES | 7,268,579.00 | 7,268,579.00 | 1,237,572.62 | 315,562.64 | 155,497.16 | 5,875,509.22 | |
| 054 TJJD (A) JUV PROB COMM GRANT | | | | | | | | |
| 000 | UNDEFINED | -2,060,335.00 | -2,060,335.00 | -740,011.32 | -137,424.00 | .00 | -1,320,323.68 | 35.9% |
| 051 | JUVENILE PROBATION | 2,060,335.00 | 2,060,335.00 | 443,510.84 | 105,940.12 | 89,905.25 | 1,526,918.91 | 25.9% |
| | TOTAL REVENUES | -2,060,335.00 | -2,060,335.00 | -740,011.32 | -137,424.00 | .00 | -1,320,323.68 | |
| | TOTAL EXPENSES | 2,060,335.00 | 2,060,335.00 | 443,510.84 | 105,940.12 | 89,905.25 | 1,526,918.91 | |
| 055 JUVENILE DETENTION | | | | | | | | |
| 000 | UNDEFINED | -4,504,336.00 | -4,504,336.00 | -592,015.62 | .00 | .00 | -3,912,320.38 | 13.1% |
| 051 | JUVENILE PROBATION | 4,504,336.00 | 4,504,336.00 | 1,073,287.16 | 262,697.61 | 28,591.78 | 3,402,457.06 | 24.5% |
| | TOTAL REVENUES | -4,504,336.00 | -4,504,336.00 | -592,015.62 | .00 | .00 | -3,912,320.38 | |
| | TOTAL EXPENSES | 4,504,336.00 | 4,504,336.00 | 1,073,287.16 | 262,697.61 | 28,591.78 | 3,402,457.06 | |
| 057 JUVENILE FOOD SERVICE | | | | | | | | |
| 000 | UNDEFINED | -382,238.00 | -382,238.00 | -74,231.49 | -7,692.14 | .00 | -308,006.51 | 19.4% |
| 051 | JUVENILE PROBATION | 382,238.00 | 382,238.00 | 100,141.81 | 23,646.35 | 132,848.33 | 149,247.86 | 61.0% |
| | TOTAL REVENUES | -382,238.00 | -382,238.00 | -74,231.49 | -7,692.14 | .00 | -308,006.51 | |
| | TOTAL EXPENSES | 382,238.00 | 382,238.00 | 100,141.81 | 23,646.35 | 132,848.33 | 149,247.86 | |
| 064 TJJD (E) TITLE IV E GRANT | | | | | | | | |

02/05/2021 13:09
RScott

Lubbock County
BUDGET SUMMARIES REPORT
GROUP SUMMARY JANUARY 2021

P 5
glytbud

FOR 2021 04

| 064 | TJJD (E) TITLE IV E GRANT | ORIGINAL APPROP | REVISED BUDGET | YTD ACTUAL | MTD ACTUAL | ENCUMBRANCES | AVAILABLE BUDGET | PCT USED |
|-----------------------------------|---------------------------|--------------------|-------------------|------------|------------|--------------|---------------------|-------------|
| 000 UNDEFINED | | -204,400.00 | -204,400.00 | -22,115.26 | .00 | .00 | -182,284.74 | 10.8% |
| 051 JUVENILE PROBATION | | 204,400.00 | 204,400.00 | 24,136.93 | 6,128.39 | .00 | 180,263.07 | 11.8% |
| | TOTAL REVENUES | -204,400.00 | -204,400.00 | -22,115.26 | .00 | .00 | -182,284.74 | |
| | TOTAL EXPENSES | 204,400.00 | 204,400.00 | 24,136.93 | 6,128.39 | .00 | 180,263.07 | |
| 066 CJD RE ENTRY DRUG COURT GRANT | | | | | | | | |
| 000 UNDEFINED | | -40,953.00 | -40,953.00 | -9,928.55 | .00 | .00 | -31,024.45 | 24.2% |
| 014 COURTS | | 40,953.00 | 40,953.00 | 10,101.89 | 173.34 | 1,426.32 | 29,424.79 | 28.1% |
| | TOTAL REVENUES | -40,953.00 | -40,953.00 | -9,928.55 | .00 | .00 | -31,024.45 | |
| | TOTAL EXPENSES | 40,953.00 | 40,953.00 | 10,101.89 | 173.34 | 1,426.32 | 29,424.79 | |
| 067 CJD DWI COURT GRANT | | | | | | | | |
| 000 UNDEFINED | | -36,612.00 | -36,612.00 | -6,127.27 | .00 | .00 | -30,484.73 | 16.7% |
| 014 COURTS | | 36,612.00 | 36,612.00 | 6,300.60 | 173.33 | 1,720.05 | 28,591.35 | 21.9% |
| | TOTAL REVENUES | -36,612.00 | -36,612.00 | -6,127.27 | .00 | .00 | -30,484.73 | |
| | TOTAL EXPENSES | 36,612.00 | 36,612.00 | 6,300.60 | 173.33 | 1,720.05 | 28,591.35 | |
| 070 ON LINE ACCESS | | | | | | | | |
| 000 UNDEFINED | | -185,000.00 | -185,000.00 | -24,463.51 | -6,945.00 | .00 | -160,536.49 | 13.2% |
| 014 COURTS | | 185,000.00 | 185,000.00 | 3,244.87 | .00 | 419.72 | 181,335.41 | 2.0% |
| | TOTAL REVENUES | -185,000.00 | -185,000.00 | -24,463.51 | -6,945.00 | .00 | -160,536.49 | |
| | TOTAL EXPENSES | 185,000.00 | 185,000.00 | 3,244.87 | .00 | 419.72 | 181,335.41 | |
| 072 CJD DRUG COURT GRANT | | | | | | | | |
| 000 UNDEFINED | | -48,991.00 | -48,991.00 | -4,488.43 | .00 | .00 | -44,502.57 | 9.2% |
| 014 COURTS | | 48,991.00 | 48,991.00 | 4,661.76 | 173.33 | 2,270.03 | 42,059.21 | 14.1% |
| | TOTAL REVENUES | -48,991.00 | -48,991.00 | -4,488.43 | .00 | .00 | -44,502.57 | |
| | TOTAL EXPENSES | 48,991.00 | 48,991.00 | 4,661.76 | 173.33 | 2,270.03 | 42,059.21 | |
| 074 COUNTY DRUG COURT COURT COST | | | | | | | | |

02/05/2021 13:09
RScott

Lubbock County
BUDGET SUMMARIES REPORT
GROUP SUMMARY JANUARY 2021

P 6
glytdbud

FOR 2021 04

| 074 | COUNTY DRUG COURT COURT COST | ORIGINAL APPROP | REVISED BUDGET | YTD ACTUAL | MTD ACTUAL | ENCUMBRANCES | AVAILABLE BUDGET | PCT USED |
|-------------------------------|------------------------------|-----------------|----------------|-------------|-------------|--------------|------------------|----------|
| 000 UNDEFINED | | -38,740.00 | -38,740.00 | -3,703.08 | .00 | .00 | -35,036.92 | 9.6% |
| 014 COURTS | | 38,740.00 | 38,740.00 | .00 | .00 | 500.00 | 38,240.00 | 1.3% |
| | TOTAL REVENUES | -38,740.00 | -38,740.00 | -3,703.08 | .00 | .00 | -35,036.92 | |
| | TOTAL EXPENSES | 38,740.00 | 38,740.00 | .00 | .00 | 500.00 | 38,240.00 | |
| 075 DISPUTE RESOLUTION | | | | | | | | |
| 000 UNDEFINED | | -342,950.00 | -342,950.00 | -89,732.23 | -25,186.04 | .00 | -253,217.77 | 26.2% |
| 075 DISPUTE RESOLUTION | | 342,950.00 | 342,950.00 | 117,839.30 | 31,350.05 | 7,835.43 | 217,275.27 | 36.6% |
| | TOTAL REVENUES | -342,950.00 | -342,950.00 | -96,530.58 | -25,186.04 | .00 | -246,419.42 | |
| | TOTAL EXPENSES | 342,950.00 | 342,950.00 | 124,637.65 | 31,350.05 | 7,835.43 | 210,476.92 | |
| 076 USDA AG MEDIATION GRANT | | | | | | | | |
| 000 UNDEFINED | | -420,000.00 | -420,000.00 | -24,886.17 | .00 | .00 | -395,113.83 | 5.9% |
| 076 USDA AG MEDIATION GRANT | | 420,000.00 | 420,000.00 | 33,607.71 | 8,093.41 | 449.95 | 385,942.34 | 8.1% |
| | TOTAL REVENUES | -420,000.00 | -420,000.00 | -24,886.17 | .00 | .00 | -395,113.83 | |
| | TOTAL EXPENSES | 420,000.00 | 420,000.00 | 33,607.71 | 8,093.41 | 449.95 | 385,942.34 | |
| 077 DOMESTIC RELATIONS OFFICE | | | | | | | | |
| 000 UNDEFINED | | -199,000.00 | -199,000.00 | -49,796.75 | -2,971.23 | .00 | -149,203.25 | 25.0% |
| 075 DISPUTE RESOLUTION | | 199,000.00 | 199,000.00 | 55,911.37 | 15,339.46 | 1,590.00 | 141,498.63 | 28.9% |
| | TOTAL REVENUES | -199,000.00 | -199,000.00 | -49,796.75 | -2,971.23 | .00 | -149,203.25 | |
| | TOTAL EXPENSES | 199,000.00 | 199,000.00 | 55,911.37 | 15,339.46 | 1,590.00 | 141,498.63 | |
| 079 VENUE HOT & STVR TAX | | | | | | | | |
| 000 UNDEFINED | | -1,515,433.00 | -1,515,433.00 | 46,657.87 | 424,455.57 | .00 | -1,562,090.87 | -3.1% |
| 001 COMMISSIONERS' COURT | | 1,515,433.00 | 1,515,433.00 | .00 | .00 | .00 | 1,515,433.00 | .0% |
| | TOTAL REVENUES | -2,120,000.00 | -2,120,000.00 | -557,909.13 | -180,111.43 | .00 | -1,562,090.87 | |
| | TOTAL EXPENSES | 2,120,000.00 | 2,120,000.00 | 604,567.00 | 604,567.00 | .00 | 1,515,433.00 | |
| 081 LAW LIBRARY | | | | | | | | |

02/05/2021 13:09
RScott

Lubbock County
BUDGET SUMMARIES REPORT
GROUP SUMMARY JANUARY 2021

P 7
glytbud

FOR 2021 04

| 081 | LAW LIBRARY | ORIGINAL APPROP | REVISED BUDGET | YTD ACTUAL | MTD ACTUAL | ENCUMBRANCES | AVAILABLE BUDGET | PCT USED |
|------------------------------------|----------------|--------------------|-------------------|-------------|------------|--------------|---------------------|-------------|
| 000 | UNDEFINED | -198,905.00 | -198,905.00 | -82,175.87 | -42,175.75 | .00 | -116,729.13 | 41.3% |
| 081 | LAW LIBRARY | 198,905.00 | 198,905.00 | 92,679.37 | 11,841.18 | 50,062.22 | 56,163.41 | 71.8% |
| | TOTAL REVENUES | -198,905.00 | -198,905.00 | -82,175.87 | -42,175.75 | .00 | -116,729.13 | |
| | TOTAL EXPENSES | 198,905.00 | 198,905.00 | 92,679.37 | 11,841.18 | 50,062.22 | 56,163.41 | |
| 083 ELECTION SERVICES | | | | | | | | |
| 000 | UNDEFINED | -769,775.00 | -769,775.00 | .00 | .00 | .00 | -769,775.00 | .0% |
| 077 | ELECTIONS | 769,775.00 | 769,775.00 | 385,623.31 | .00 | 104,755.53 | 279,396.16 | 63.7% |
| | TOTAL REVENUES | -769,775.00 | -769,775.00 | .00 | .00 | .00 | -769,775.00 | |
| | TOTAL EXPENSES | 769,775.00 | 769,775.00 | 385,623.31 | .00 | 104,755.53 | 279,396.16 | |
| 084 HELP AMERICA VOTE ACT | | | | | | | | |
| 000 | UNDEFINED | -200,000.00 | -433,235.00 | -171,206.72 | .00 | .00 | -262,028.28 | 39.5% |
| 077 | ELECTIONS | 200,000.00 | 433,235.00 | 54,685.36 | .00 | 1,262.39 | 377,287.25 | 12.9% |
| | TOTAL REVENUES | -200,000.00 | -433,235.00 | -171,206.72 | .00 | .00 | -262,028.28 | |
| | TOTAL EXPENSES | 200,000.00 | 433,235.00 | 54,685.36 | .00 | 1,262.39 | 377,287.25 | |
| 085 ELECTION ADMINISTRATION | | | | | | | | |
| 000 | UNDEFINED | -67,700.00 | -67,700.00 | -25.27 | .00 | .00 | -67,674.73 | .0% |
| 077 | ELECTIONS | 67,700.00 | 67,700.00 | 26,268.00 | .00 | .00 | 41,432.00 | 38.8% |
| | TOTAL REVENUES | -67,700.00 | -67,700.00 | -25.27 | .00 | .00 | -67,674.73 | |
| | TOTAL EXPENSES | 67,700.00 | 67,700.00 | 26,268.00 | .00 | .00 | 41,432.00 | |
| 086 ELECTION EQUIPMENT | | | | | | | | |
| 000 | UNDEFINED | -85,500.00 | -85,500.00 | -45.98 | .00 | .00 | -85,454.02 | .1% |
| 077 | ELECTIONS | 85,500.00 | 85,500.00 | 83,583.95 | .00 | .00 | 1,916.05 | 97.8% |
| | TOTAL REVENUES | -85,500.00 | -85,500.00 | -45.98 | .00 | .00 | -85,454.02 | |
| | TOTAL EXPENSES | 85,500.00 | 85,500.00 | 83,583.95 | .00 | .00 | 1,916.05 | |
| 090 DIST CLK RECORDS MGT. AND PRES | | | | | | | | |

02/05/2021 13:09
RScott

Lubbock County
BUDGET SUMMARIES REPORT
GROUP SUMMARY JANUARY 2021

P 8
glytdbud

FOR 2021 04

| 090 | DIST CLK RECORDS MGT. AND PRES | ORIGINAL APPROP | REVISED BUDGET | YTD ACTUAL | MTD ACTUAL | ENCUMBRANCES | AVAILABLE BUDGET | PCT USED |
|------------------------------------|--------------------------------|-----------------|----------------|-------------|------------|--------------|------------------|----------|
| 000 | UNDEFINED | -41,701.00 | -41,701.00 | -5,942.88 | -1,465.34 | .00 | -35,758.12 | 14.3% |
| 023 | DISTRICT CLERK | 41,701.00 | 41,701.00 | 7,466.95 | 2,393.82 | 4,254.00 | 29,980.05 | 28.1% |
| | TOTAL REVENUES | -41,701.00 | -41,701.00 | -5,942.88 | -1,465.34 | .00 | -35,758.12 | |
| | TOTAL EXPENSES | 41,701.00 | 41,701.00 | 7,466.95 | 2,393.82 | 4,254.00 | 29,980.05 | |
| 091 CTY CLK RECORDS MGT. AND PRES | | | | | | | | |
| 000 | UNDEFINED | -610,334.00 | -610,334.00 | -207,138.58 | -55,939.58 | .00 | -403,195.42 | 33.9% |
| 003 | COUNTY CLERK | 610,334.00 | 610,334.00 | 25,429.07 | 6,243.64 | .00 | 584,904.93 | 4.2% |
| | TOTAL REVENUES | -610,334.00 | -610,334.00 | -207,138.58 | -55,939.58 | .00 | -403,195.42 | |
| | TOTAL EXPENSES | 610,334.00 | 610,334.00 | 25,429.07 | 6,243.64 | .00 | 584,904.93 | |
| 092 CTY RECORDS MGT. AND PRES | | | | | | | | |
| 000 | UNDEFINED | -82,948.00 | -82,948.00 | -14,243.57 | -3,033.81 | .00 | -68,704.43 | 17.2% |
| 001 | COMMISSIONERS' COURT | 82,948.00 | 82,948.00 | 23,229.44 | 5,567.92 | .00 | 59,718.56 | 28.0% |
| | TOTAL REVENUES | -82,948.00 | -82,948.00 | -14,243.57 | -3,033.81 | .00 | -68,704.43 | |
| | TOTAL EXPENSES | 82,948.00 | 82,948.00 | 23,229.44 | 5,567.92 | .00 | 59,718.56 | |
| 093 COURTHOUSE SECURITY | | | | | | | | |
| 000 | UNDEFINED | -110,000.00 | -110,000.00 | -34,230.49 | -8,181.72 | .00 | -75,769.51 | 31.1% |
| 046 | SHERIFF | 110,000.00 | 110,000.00 | 35,615.14 | 8,068.47 | 1,056.33 | 73,328.53 | 33.3% |
| | TOTAL REVENUES | -110,000.00 | -110,000.00 | -34,230.49 | -8,181.72 | .00 | -75,769.51 | |
| | TOTAL EXPENSES | 110,000.00 | 110,000.00 | 35,615.14 | 8,068.47 | 1,056.33 | 73,328.53 | |
| 094 COURT RECORD PRESERVATION | | | | | | | | |
| 000 | UNDEFINED | -50,500.00 | -50,500.00 | -16,268.18 | -4,568.87 | .00 | -34,231.82 | 32.2% |
| 001 | COMMISSIONERS' COURT | 50,500.00 | 50,500.00 | .00 | .00 | 500.00 | 50,000.00 | 1.0% |
| | TOTAL REVENUES | -50,500.00 | -50,500.00 | -16,268.18 | -4,568.87 | .00 | -34,231.82 | |
| | TOTAL EXPENSES | 50,500.00 | 50,500.00 | .00 | .00 | 500.00 | 50,000.00 | |
| 095 LOCAL TRUANCY PREVENT & DIVERS | | | | | | | | |

02/05/2021 13:09
RScott

Lubbock County
BUDGET SUMMARIES REPORT
GROUP SUMMARY JANUARY 2021

P 9
glytdbud

FOR 2021 04

| 095 | LOCAL TRUANCY PREVENT & DIVERS | ORIGINAL APPROP | REVISED BUDGET | YTD ACTUAL | MTD ACTUAL | ENCUMBRANCES | AVAILABLE BUDGET | PCT USED |
|-----------------------------------|--------------------------------|-----------------|----------------|------------|------------|--------------|------------------|----------|
| 000 | UNDEFINED | -10,000.00 | -10,000.00 | -3,163.67 | .00 | .00 | -6,836.33 | 31.6% |
| 001 | COMMISSIONERS' COURT | 10,000.00 | 10,000.00 | .00 | .00 | .00 | 10,000.00 | .0% |
| | TOTAL REVENUES | -10,000.00 | -10,000.00 | -3,163.67 | .00 | .00 | -6,836.33 | |
| | TOTAL EXPENSES | 10,000.00 | 10,000.00 | .00 | .00 | .00 | 10,000.00 | |
| 096 HISTORICAL COMMISSION | | | | | | | | |
| 000 | UNDEFINED | -6,350.00 | -6,350.00 | -5,752.44 | -5,750.00 | .00 | -597.56 | 90.6% |
| 001 | COMMISSIONERS' COURT | 6,350.00 | 6,350.00 | 544.50 | 544.50 | .00 | 5,805.50 | 8.6% |
| | TOTAL REVENUES | -6,350.00 | -6,350.00 | -5,752.44 | -5,750.00 | .00 | -597.56 | |
| | TOTAL EXPENSES | 6,350.00 | 6,350.00 | 544.50 | 544.50 | .00 | 5,805.50 | |
| 097 CHILD ABUSE PREVENTION | | | | | | | | |
| 000 | UNDEFINED | -325.00 | -325.00 | -11.29 | .00 | .00 | -313.71 | 3.5% |
| 001 | COMMISSIONERS' COURT | 325.00 | 325.00 | .00 | .00 | .00 | 325.00 | .0% |
| | TOTAL REVENUES | -325.00 | -325.00 | -11.29 | .00 | .00 | -313.71 | |
| | TOTAL EXPENSES | 325.00 | 325.00 | .00 | .00 | .00 | 325.00 | |
| 098 JUSTICE COURT TECHNOLOGY | | | | | | | | |
| 000 | UNDEFINED | .00 | .00 | -.09 | 3,161.60 | .00 | .09 | 100.0% |
| | TOTAL REVENUES | .00 | .00 | -.09 | 3,161.60 | .00 | .09 | |
| 099 CTY/DIST COURT TECHNOLOGY | | | | | | | | |
| 000 | UNDEFINED | -10,000.00 | -10,000.00 | -732.84 | -59.71 | .00 | -9,267.16 | 7.3% |
| 001 | COMMISSIONERS' COURT | 10,000.00 | 10,000.00 | .00 | .00 | .00 | 10,000.00 | .0% |
| | TOTAL REVENUES | -10,000.00 | -10,000.00 | -732.84 | -59.71 | .00 | -9,267.16 | |
| | TOTAL EXPENSES | 10,000.00 | 10,000.00 | .00 | .00 | .00 | 10,000.00 | |
| 102 DIST COURT RECORDS TECHNOLOGY | | | | | | | | |
| 000 | UNDEFINED | -64,250.00 | -64,250.00 | -11,244.60 | -2,786.35 | .00 | -53,005.40 | 17.5% |

02/05/2021 13:09
RScott

Lubbock County
BUDGET SUMMARIES REPORT
GROUP SUMMARY JANUARY 2021

P 10
glytdbud

FOR 2021 04

| | ORIGINAL APPROP | REVISED BUDGET | YTD ACTUAL | MTD ACTUAL | ENCUMBRANCES | AVAILABLE BUDGET | PCT USED |
|-----------------------------------|-----------------|----------------|-------------|------------|--------------|------------------|----------|
| 023 DISTRICT CLERK | 64,250.00 | 64,250.00 | .00 | .00 | .00 | 64,250.00 | .0% |
| TOTAL REVENUES | -64,250.00 | -64,250.00 | -11,244.60 | -2,786.35 | .00 | -53,005.40 | |
| TOTAL EXPENSES | 64,250.00 | 64,250.00 | .00 | .00 | .00 | 64,250.00 | |
| 103 COUNTY CLERK RECORDS ARCHIVES | | | | | | | |
| 000 UNDEFINED | -1,460,000.00 | -1,460,000.00 | -206,082.77 | -55,730.00 | .00 | -1,253,917.23 | 14.1% |
| 003 COUNTY CLERK | 1,460,000.00 | 1,460,000.00 | 6,843.25 | 2,653.20 | 36,156.75 | 1,417,000.00 | 2.9% |
| TOTAL REVENUES | -1,460,000.00 | -1,460,000.00 | -206,082.77 | -55,730.00 | .00 | -1,253,917.23 | |
| TOTAL EXPENSES | 1,460,000.00 | 1,460,000.00 | 6,843.25 | 2,653.20 | 36,156.75 | 1,417,000.00 | |
| 105 COMMUNITY/ECONOMIC DEV PRG | | | | | | | |
| 000 UNDEFINED | -16,000.00 | -16,000.00 | -46.53 | .00 | .00 | -15,953.47 | .3% |
| 002 COUNTY JUDGE | 16,000.00 | 16,000.00 | .00 | .00 | .00 | 16,000.00 | .0% |
| TOTAL REVENUES | -16,000.00 | -16,000.00 | -46.53 | .00 | .00 | -15,953.47 | |
| TOTAL EXPENSES | 16,000.00 | 16,000.00 | .00 | .00 | .00 | 16,000.00 | |
| 108 JP1 JUSTICE COURT TECHNOLOGY | | | | | | | |
| 000 UNDEFINED | -58,153.00 | -58,153.00 | -1,295.37 | -1,281.13 | .00 | -56,857.63 | 2.2% |
| 001 COMMISSIONERS' COURT | 58,153.00 | 58,153.00 | 270.88 | 135.44 | 2,729.12 | 55,153.00 | 5.2% |
| TOTAL REVENUES | -58,153.00 | -58,153.00 | -1,295.37 | -1,281.13 | .00 | -56,857.63 | |
| TOTAL EXPENSES | 58,153.00 | 58,153.00 | 270.88 | 135.44 | 2,729.12 | 55,153.00 | |
| 109 JP2 JUSTICE COURT TECHNOLOGY | | | | | | | |
| 000 UNDEFINED | -47,812.00 | -47,812.00 | -558.06 | -538.62 | .00 | -47,253.94 | 1.2% |
| 001 COMMISSIONERS' COURT | 47,812.00 | 47,812.00 | .00 | .00 | .00 | 47,812.00 | .0% |
| TOTAL REVENUES | -47,812.00 | -47,812.00 | -558.06 | -538.62 | .00 | -47,253.94 | |
| TOTAL EXPENSES | 47,812.00 | 47,812.00 | .00 | .00 | .00 | 47,812.00 | |
| 110 JP3 JUSTICE COURT TECHNOLOGY | | | | | | | |

02/05/2021 13:09
RScott

Lubbock County
BUDGET SUMMARIES REPORT
GROUP SUMMARY JANUARY 2021

P 11
glytdbud

FOR 2021 04

| 110 | JP3 JUSTICE COURT TECHNOLOGY | ORIGINAL APPROP | REVISED BUDGET | YTD ACTUAL | MTD ACTUAL | ENCUMBRANCES | AVAILABLE BUDGET | PCT USED |
|------------------------------------|------------------------------|-----------------|----------------|---------------|------------|--------------|------------------|----------|
| 000 | UNDEFINED | -8,100.00 | -8,100.00 | -495.98 | -490.15 | .00 | -7,604.02 | 6.1% |
| 001 | COMMISSIONERS' COURT | 8,100.00 | 8,100.00 | 1,357.23 | 409.23 | 274.51 | 6,468.26 | 20.1% |
| | TOTAL REVENUES | -8,100.00 | -8,100.00 | -495.98 | -490.15 | .00 | -7,604.02 | |
| | TOTAL EXPENSES | 8,100.00 | 8,100.00 | 1,357.23 | 409.23 | 274.51 | 6,468.26 | |
| 111 JP4 JUSTICE COURT TECHNOLOGY | | | | | | | | |
| 000 | UNDEFINED | -8,500.00 | -8,500.00 | -1,107.14 | -1,089.64 | .00 | -7,392.86 | 13.0% |
| 001 | COMMISSIONERS' COURT | 8,500.00 | 8,500.00 | 3,441.60 | 3,441.60 | 904.87 | 4,153.53 | 51.1% |
| | TOTAL REVENUES | -8,500.00 | -8,500.00 | -1,107.14 | -1,089.64 | .00 | -7,392.86 | |
| | TOTAL EXPENSES | 8,500.00 | 8,500.00 | 3,441.60 | 3,441.60 | 904.87 | 4,153.53 | |
| 113 REGIONAL PUBLIC DEFENDER GRANT | | | | | | | | |
| 000 | UNDEFINED | -6,390,670.00 | -6,390,670.00 | -1,817,544.03 | -22,418.00 | .00 | -4,573,125.97 | 28.4% |
| 113 | REGIONAL PUBLIC DEFENDER | 6,390,670.00 | 6,390,670.00 | 1,467,450.36 | 123,792.62 | 19,447.23 | 4,903,772.41 | 23.3% |
| | TOTAL REVENUES | -6,390,670.00 | -6,390,670.00 | -1,817,544.03 | -22,418.00 | .00 | -4,573,125.97 | |
| | TOTAL EXPENSES | 6,390,670.00 | 6,390,670.00 | 1,467,450.36 | 123,792.62 | 19,447.23 | 4,903,772.41 | |
| 122 SHERIFF CONTRABAND | | | | | | | | |
| 000 | UNDEFINED | -363,500.00 | -363,500.00 | -50,212.43 | .00 | .00 | -313,287.57 | 13.8% |
| 046 | SHERIFF | 363,500.00 | 363,500.00 | 25,102.60 | .00 | .00 | 338,397.40 | 6.9% |
| | TOTAL REVENUES | -363,500.00 | -363,500.00 | -50,212.43 | .00 | .00 | -313,287.57 | |
| | TOTAL EXPENSES | 363,500.00 | 363,500.00 | 25,102.60 | .00 | .00 | 338,397.40 | |
| 124 INMATE SUPPLY | | | | | | | | |
| 000 | UNDEFINED | -864,000.00 | -864,000.00 | -251,384.78 | .00 | .00 | -612,615.22 | 29.1% |
| 047 | DETENTION CENTER | 864,000.00 | 864,000.00 | 299,274.12 | .00 | .00 | 564,725.88 | 34.6% |
| | TOTAL REVENUES | -864,000.00 | -864,000.00 | -251,384.78 | .00 | .00 | -612,615.22 | |
| | TOTAL EXPENSES | 864,000.00 | 864,000.00 | 299,274.12 | .00 | .00 | 564,725.88 | |
| 126 VINE GRANT | | | | | | | | |

02/05/2021 13:09
RScott

Lubbock County
BUDGET SUMMARIES REPORT
GROUP SUMMARY JANUARY 2021

P 12
glytdbud

FOR 2021 04

| 126 | VINE GRANT | ORIGINAL APPROP | REVISED BUDGET | YTD ACTUAL | MTD ACTUAL | ENCUMBRANCES | AVAILABLE BUDGET | PCT USED |
|-------------------------------|------------------|-----------------|----------------|-------------|------------|--------------|------------------|----------|
| 000 | UNDEFINED | -30,171.00 | -30,171.00 | -7,530.63 | .00 | .00 | -22,640.37 | 25.0% |
| 046 | SHERIFF | 30,171.00 | 30,171.00 | 7,530.63 | .00 | 22,639.69 | .68 | 100.0% |
| | TOTAL REVENUES | -30,171.00 | -30,171.00 | -7,530.63 | .00 | .00 | -22,640.37 | |
| | TOTAL EXPENSES | 30,171.00 | 30,171.00 | 7,530.63 | .00 | 22,639.69 | .68 | |
| 128 HOMELAND SECURITY GRANT | | | | | | | | |
| 000 | UNDEFINED | -135,962.00 | -293,083.00 | -9,600.00 | .00 | .00 | -283,483.00 | 3.3% |
| 046 | SHERIFF | 135,962.00 | 293,083.00 | 9,600.00 | .00 | 139,514.35 | 143,968.65 | 50.9% |
| | TOTAL REVENUES | -135,962.00 | -293,083.00 | -9,600.00 | .00 | .00 | -283,483.00 | |
| | TOTAL EXPENSES | 135,962.00 | 293,083.00 | 9,600.00 | .00 | 139,514.35 | 143,968.65 | |
| 142 LEOSE SHERIFF | | | | | | | | |
| 000 | UNDEFINED | -120,688.00 | -120,688.00 | -23.86 | .00 | .00 | -120,664.14 | .0% |
| 046 | SHERIFF | 120,688.00 | 120,688.00 | .00 | .00 | .00 | 120,688.00 | .0% |
| | TOTAL REVENUES | -120,688.00 | -120,688.00 | -23.86 | .00 | .00 | -120,664.14 | |
| | TOTAL EXPENSES | 120,688.00 | 120,688.00 | .00 | .00 | .00 | 120,688.00 | |
| 145 SHERIFF COMMISSARY SALARY | | | | | | | | |
| 000 | UNDEFINED | -656,701.00 | -656,701.00 | -151,288.51 | -25,662.79 | .00 | -505,412.49 | 23.0% |
| 047 | DETENTION CENTER | 656,701.00 | 656,701.00 | 211,211.55 | 52,468.16 | .00 | 445,489.45 | 32.2% |
| | TOTAL REVENUES | -656,701.00 | -656,701.00 | -151,288.51 | -25,662.79 | .00 | -505,412.49 | |
| | TOTAL EXPENSES | 656,701.00 | 656,701.00 | 211,211.55 | 52,468.16 | .00 | 445,489.45 | |
| 148 MAT RE-ENTRY PROGRAM | | | | | | | | |
| 000 | UNDEFINED | -219,984.00 | -219,984.00 | .00 | .00 | .00 | -219,984.00 | .0% |
| 046 | SHERIFF | 219,984.00 | 219,984.00 | .00 | .00 | 27,848.06 | 192,135.94 | 12.7% |
| | TOTAL REVENUES | -219,984.00 | -219,984.00 | .00 | .00 | .00 | -219,984.00 | |
| | TOTAL EXPENSES | 219,984.00 | 219,984.00 | .00 | .00 | 27,848.06 | 192,135.94 | |
| 150 TAG GRANT | | | | | | | | |

02/05/2021 13:09
RScott

Lubbock County
BUDGET SUMMARIES REPORT
GROUP SUMMARY JANUARY 2021

P 13
glytbud

FOR 2021 04

| 150 | TAG GRANT | ORIGINAL APPROP | REVISED BUDGET | YTD ACTUAL | MTD ACTUAL | ENCUMBRANCES | AVAILABLE BUDGET | PCT USED |
|-------------------------|-------------------|--------------------|-------------------|-------------|------------|--------------|---------------------|-------------|
| 000 | UNDEFINED | -1,002,028.00 | -1,002,028.00 | -141,903.91 | .00 | .00 | -860,124.09 | 14.2% |
| 046 | SHERIFF | 1,002,028.00 | 1,002,028.00 | 184,260.63 | 42,356.72 | 140,879.62 | 676,887.75 | 32.4% |
| | TOTAL REVENUES | -1,002,028.00 | -1,002,028.00 | -141,903.91 | .00 | .00 | -860,124.09 | |
| | TOTAL EXPENSES | 1,002,028.00 | 1,002,028.00 | 184,260.63 | 42,356.72 | 140,879.62 | 676,887.75 | |
| 152 JMHCP GRANT | | | | | | | | |
| 000 | UNDEFINED | .00 | -155,153.00 | .00 | .00 | .00 | -155,153.00 | .0% |
| 046 | SHERIFF | .00 | 155,153.00 | .00 | .00 | .00 | 155,153.00 | .0% |
| | TOTAL REVENUES | .00 | -155,153.00 | .00 | .00 | .00 | -155,153.00 | |
| | TOTAL EXPENSES | .00 | 155,153.00 | .00 | .00 | .00 | 155,153.00 | |
| 161 CDA BUSINESS CRIMES | | | | | | | | |
| 000 | UNDEFINED | -108,500.00 | -108,500.00 | -8,399.32 | .00 | .00 | -100,100.68 | 7.7% |
| 040 | DISTRICT ATTORNEY | 108,500.00 | 108,500.00 | 3,980.49 | .00 | .00 | 104,519.51 | 3.7% |
| | TOTAL REVENUES | -108,500.00 | -108,500.00 | -8,399.32 | .00 | .00 | -100,100.68 | |
| | TOTAL EXPENSES | 108,500.00 | 108,500.00 | 3,980.49 | .00 | .00 | 104,519.51 | |
| 163 CDA CONTRABAND | | | | | | | | |
| 000 | UNDEFINED | -76,500.00 | -76,500.00 | -23,147.53 | .00 | .00 | -53,352.47 | 30.3% |
| 040 | DISTRICT ATTORNEY | 76,500.00 | 76,500.00 | 21,771.97 | .00 | .00 | 54,728.03 | 28.5% |
| | TOTAL REVENUES | -76,500.00 | -76,500.00 | -23,147.53 | .00 | .00 | -53,352.47 | |
| | TOTAL EXPENSES | 76,500.00 | 76,500.00 | 21,771.97 | .00 | .00 | 54,728.03 | |
| 164 CDA SPATTF GRANT | | | | | | | | |
| 000 | UNDEFINED | -718,054.00 | -718,054.00 | -186,886.83 | -13,684.04 | .00 | -531,167.17 | 26.0% |
| 040 | DISTRICT ATTORNEY | 718,054.00 | 718,054.00 | 229,344.73 | 52,855.30 | 22,397.56 | 466,311.71 | 35.1% |
| | TOTAL REVENUES | -718,054.00 | -718,054.00 | -186,886.83 | -13,684.04 | .00 | -531,167.17 | |
| | TOTAL EXPENSES | 718,054.00 | 718,054.00 | 229,344.73 | 52,855.30 | 22,397.56 | 466,311.71 | |
| 166 CDA JAG GRANT | | | | | | | | |

02/05/2021 13:09
RScott

Lubbock County
BUDGET SUMMARIES REPORT
GROUP SUMMARY JANUARY 2021

P 14
glytdbud

FOR 2021 04

| 166 | CDA JAG GRANT | ORIGINAL APPROP | REVISED BUDGET | YTD ACTUAL | MTD ACTUAL | ENCUMBRANCES | AVAILABLE BUDGET | PCT USED |
|------------------------------------|-------------------|-----------------|----------------|---------------|---------------|--------------|------------------|----------|
| 000 | UNDEFINED | -172,422.00 | -172,422.00 | -165,410.18 | .00 | .00 | -7,011.82 | 95.9% |
| 040 | DISTRICT ATTORNEY | 172,422.00 | 172,422.00 | 1,544.70 | 418.00 | 6,427.30 | 164,450.00 | 4.6% |
| | TOTAL REVENUES | -172,422.00 | -172,422.00 | -165,410.18 | .00 | .00 | -7,011.82 | |
| | TOTAL EXPENSES | 172,422.00 | 172,422.00 | 1,544.70 | 418.00 | 6,427.30 | 164,450.00 | |
| 168 CDA Border Prosecution Unit | | | | | | | | |
| 000 | UNDEFINED | -199,700.00 | -199,700.00 | .00 | .00 | .00 | -199,700.00 | .0% |
| 040 | DISTRICT ATTORNEY | 199,700.00 | 199,700.00 | .00 | .00 | .00 | 199,700.00 | .0% |
| | TOTAL REVENUES | -199,700.00 | -199,700.00 | .00 | .00 | .00 | -199,700.00 | |
| | TOTAL EXPENSES | 199,700.00 | 199,700.00 | .00 | .00 | .00 | 199,700.00 | |
| 171 CDA VOCA VICTIM ADV PROJECT | | | | | | | | |
| 000 | UNDEFINED | -271,182.00 | -271,182.00 | -32,579.47 | .00 | .00 | -238,602.53 | 12.0% |
| 040 | DISTRICT ATTORNEY | 271,182.00 | 271,182.00 | 43,112.04 | 10,532.57 | .00 | 228,069.96 | 15.9% |
| | TOTAL REVENUES | -271,182.00 | -271,182.00 | -32,579.47 | .00 | .00 | -238,602.53 | |
| | TOTAL EXPENSES | 271,182.00 | 271,182.00 | 43,112.04 | 10,532.57 | .00 | 228,069.96 | |
| 201 GEN OB REFUNDING BOND SRS 2016 | | | | | | | | |
| 000 | UNDEFINED | -6,427,503.00 | -6,427,503.00 | -4,126,197.66 | -1,498,741.67 | .00 | -2,301,305.34 | 64.2% |
| 200 | DEBT SERVICE | 6,427,503.00 | 6,427,503.00 | 318.00 | 318.00 | 5,737,375.00 | 689,810.00 | 89.3% |
| | TOTAL REVENUES | -6,427,503.00 | -6,427,503.00 | -4,126,197.66 | -1,498,741.67 | .00 | -2,301,305.34 | |
| | TOTAL EXPENSES | 6,427,503.00 | 6,427,503.00 | 318.00 | 318.00 | 5,737,375.00 | 689,810.00 | |
| 202 UNLIMITED TAX ROAD BONDS | | | | | | | | |
| 000 | UNDEFINED | -1,395,686.00 | -2,209,434.00 | -911,437.36 | -340,713.40 | .00 | -1,297,996.64 | 41.3% |
| 200 | DEBT SERVICE | 1,395,686.00 | 2,209,434.00 | 400.00 | .00 | 1,250,775.00 | 958,259.00 | 56.6% |
| | TOTAL REVENUES | -1,395,686.00 | -2,209,434.00 | -911,437.36 | -340,713.40 | .00 | -1,297,996.64 | |
| | TOTAL EXPENSES | 1,395,686.00 | 2,209,434.00 | 400.00 | .00 | 1,250,775.00 | 958,259.00 | |
| 204 TAX NOTES, SERIES 2013 | | | | | | | | |

02/05/2021 13:09
RScott

Lubbock County
BUDGET SUMMARIES REPORT
GROUP SUMMARY JANUARY 2021

P 15
glytdbud

FOR 2021 04

| 204 | TAX NOTES, SERIES 2013 | ORIGINAL APPROP | REVISED BUDGET | YTD ACTUAL | MTD ACTUAL | ENCUMBRANCES | AVAILABLE BUDGET | PCT USED |
|------------------------------------|------------------------|--------------------|-------------------|----------------|-------------|--------------|---------------------|-------------|
| 000 | UNDEFINED | .00 | .00 | -61.89 | .00 | .00 | 61.89 | 100.0% |
| | TOTAL REVENUES | .00 | .00 | -61.89 | .00 | .00 | 61.89 | |
| 206 GEN OB REFUNDING BOND SRS 2013 | | | | | | | | |
| 000 | UNDEFINED | -891,011.00 | -891,011.00 | -576,076.38 | -209,103.10 | .00 | -314,934.62 | 64.7% |
| 200 | DEBT SERVICE | 891,011.00 | 891,011.00 | 500.00 | 500.00 | 798,175.00 | 92,336.00 | 89.6% |
| | TOTAL REVENUES | -891,011.00 | -891,011.00 | -576,076.38 | -209,103.10 | .00 | -314,934.62 | |
| | TOTAL EXPENSES | 891,011.00 | 891,011.00 | 500.00 | 500.00 | 798,175.00 | 92,336.00 | |
| 208 SPECIAL TAX REVENUE BONDS 2020 | | | | | | | | |
| 000 | UNDEFINED | -604,567.00 | -604,567.00 | -604,567.00 | -604,567.00 | .00 | .00 | 100.0% |
| 200 | DEBT SERVICE | 604,567.00 | 604,567.00 | .00 | .00 | .00 | 604,567.00 | .0% |
| | TOTAL REVENUES | -604,567.00 | -604,567.00 | -604,567.00 | -604,567.00 | .00 | .00 | |
| | TOTAL EXPENSES | 604,567.00 | 604,567.00 | .00 | .00 | .00 | 604,567.00 | |
| 301 MPO ROAD CONSTRUCTION | | | | | | | | |
| 000 | UNDEFINED | -1,721,096.00 | -1,721,096.00 | 4.20 | -54,043.97 | .00 | -1,721,100.20 | .0% |
| 300 | CAPITAL PROJECTS | 1,721,096.00 | 1,721,096.00 | 90,218.08 | .00 | 1,619,781.92 | 11,096.00 | 99.4% |
| | TOTAL REVENUES | -1,721,096.00 | -1,721,096.00 | 4.20 | -54,043.97 | .00 | -1,721,100.20 | |
| | TOTAL EXPENSES | 1,721,096.00 | 1,721,096.00 | 90,218.08 | .00 | 1,619,781.92 | 11,096.00 | |
| 302 TAX ROAD BOND CONSTRUCTION | | | | | | | | |
| 000 | UNDEFINED | -46,091,727.00 | -46,091,727.00 | -41,235,832.60 | .00 | .00 | -4,855,894.40 | 89.5% |
| 300 | CAPITAL PROJECTS | 46,091,727.00 | 46,091,727.00 | 255,000.00 | .00 | 221,000.00 | 45,615,727.00 | 1.0% |
| | TOTAL REVENUES | -46,091,727.00 | -46,091,727.00 | -41,235,832.60 | .00 | .00 | -4,855,894.40 | |
| | TOTAL EXPENSES | 46,091,727.00 | 46,091,727.00 | 255,000.00 | .00 | 221,000.00 | 45,615,727.00 | |
| 307 CRTS RENOVATIONS #2 | | | | | | | | |
| 000 | UNDEFINED | -1,961,000.00 | -1,961,000.00 | -132.98 | .00 | .00 | -1,960,867.02 | .0% |

02/05/2021 13:09
RScott

Lubbock County
BUDGET SUMMARIES REPORT
GROUP SUMMARY JANUARY 2021

P 16
glytdbud

FOR 2021 04

| | ORIGINAL APPROP | REVISED BUDGET | YTD ACTUAL | MTD ACTUAL | ENCUMBRANCES | AVAILABLE BUDGET | PCT USED |
|-----------------------------|-----------------|----------------|----------------|----------------|---------------|------------------|----------|
| 300 CAPITAL PROJECTS | 1,961,000.00 | 1,961,000.00 | 189,038.76 | 70,703.31 | 327,997.01 | 1,443,964.23 | 26.4% |
| TOTAL REVENUES | -1,961,000.00 | -1,961,000.00 | -132.98 | .00 | .00 | -1,960,867.02 | |
| TOTAL EXPENSES | 1,961,000.00 | 1,961,000.00 | 189,038.76 | 70,703.31 | 327,997.01 | 1,443,964.23 | |
| 308 VENUE CAPITAL PROJECT | | | | | | | |
| 000 UNDEFINED | -5,000,000.00 | -5,000,000.00 | -844.19 | .00 | .00 | -4,999,155.81 | .0% |
| 300 CAPITAL PROJECTS | 5,000,000.00 | 5,000,000.00 | 239,463.82 | .00 | .00 | 4,760,536.18 | 4.8% |
| TOTAL REVENUES | -5,000,000.00 | -5,000,000.00 | -844.19 | .00 | .00 | -4,999,155.81 | |
| TOTAL EXPENSES | 5,000,000.00 | 5,000,000.00 | 239,463.82 | .00 | .00 | 4,760,536.18 | |
| 401 EMPLOYEE HEALTH BENEFIT | | | | | | | |
| 000 UNDEFINED | -12,878,000.00 | -12,878,000.00 | -3,081,810.30 | -467,335.84 | .00 | -9,796,189.70 | 23.9% |
| 400 BENEFITS | 12,878,000.00 | 12,878,000.00 | 4,493,729.94 | 1,134,748.80 | 7,549,706.24 | 834,563.82 | 93.5% |
| TOTAL REVENUES | -12,878,000.00 | -12,878,000.00 | -3,081,810.30 | -467,335.84 | .00 | -9,796,189.70 | |
| TOTAL EXPENSES | 12,878,000.00 | 12,878,000.00 | 4,493,729.94 | 1,134,748.80 | 7,549,706.24 | 834,563.82 | |
| 403 WORKERS COMPENSATION | | | | | | | |
| 000 UNDEFINED | -1,630,500.00 | -1,630,500.00 | -577,916.33 | -125,909.43 | .00 | -1,052,583.67 | 35.4% |
| 400 BENEFITS | 1,630,500.00 | 1,630,500.00 | 254,193.70 | 22,111.84 | 648,721.30 | 727,585.00 | 55.4% |
| TOTAL REVENUES | -1,630,500.00 | -1,630,500.00 | -577,916.33 | -125,909.43 | .00 | -1,052,583.67 | |
| TOTAL EXPENSES | 1,630,500.00 | 1,630,500.00 | 254,193.70 | 22,111.84 | 648,721.30 | 727,585.00 | |
| GRAND TOTAL | .00 | .00 | -64,475,928.93 | -15,661,238.37 | 34,931,352.15 | 29,544,576.78 | 100.0% |

** END OF REPORT - Generated by Scott, Rhonda **

02/05/2021 13:12
RScott

Lubbock County
BUDGET SUMMARIES REPORT
FUND SUMMARY JANUARY 2021

P 1
glytdbud

FOR 2021 04

| | ORIGINAL APPROP | REVISED BUDGET | YTD ACTUAL | MTD ACTUAL | ENCUMBRANCES | AVAILABLE BUDGET | PCT USED |
|--------------------------------|--------------------|-------------------|----------------|----------------|---------------|---------------------|-------------|
| 011 GENERAL FUND | .00 | 21,012.00 | -11,777,836.41 | -7,680,492.81 | 10,712,323.95 | 1,086,524.46 | -5071.0% |
| TOTAL REVENUES | -115,335,963.00 | -117,221,538.00 | -51,327,277.75 | -20,518,098.85 | .00 | -65,894,260.25 | |
| TOTAL EXPENSES | 115,335,963.00 | 117,242,550.00 | 39,549,441.34 | 12,837,606.04 | 10,712,323.95 | 66,980,784.71 | |
| 020 CONSOLIDATED ROAD AND BRID | .00 | .00 | -3,460,801.52 | -3,817,856.81 | 2,308,954.30 | 1,151,847.22 | 100.0% |
| TOTAL REVENUES | -10,135,018.00 | -10,135,018.00 | -5,075,279.84 | -4,467,288.00 | .00 | -5,059,738.16 | |
| TOTAL EXPENSES | 10,135,018.00 | 10,135,018.00 | 1,614,478.32 | 649,431.19 | 2,308,954.30 | 6,211,585.38 | |
| 031 PRECINCT 1 PARK | .00 | .00 | 54,843.83 | 80,773.05 | 9,307.37 | -64,151.20 | 100.0% |
| TOTAL REVENUES | -229,858.00 | -229,858.00 | -73,329.54 | -26,879.76 | 100.00 | -156,628.46 | |
| TOTAL EXPENSES | 229,858.00 | 229,858.00 | 128,173.37 | 107,652.81 | 9,207.37 | 92,477.26 | |
| 032 SLATON/ROOSEVELT PARK | .00 | .00 | -43,109.96 | -19,264.25 | 12,168.93 | 30,941.03 | 100.0% |
| TOTAL REVENUES | -229,802.00 | -229,802.00 | -73,022.46 | -26,679.76 | .00 | -156,779.54 | |
| TOTAL EXPENSES | 229,802.00 | 229,802.00 | 29,912.50 | 7,415.51 | 12,168.93 | 187,720.57 | |
| 033 IDALOU/NEW DEAL PARK | .00 | .00 | -45,220.59 | -18,427.48 | 9,407.12 | 35,813.47 | 100.0% |
| TOTAL REVENUES | -123,560.00 | -123,560.00 | -73,154.38 | -26,479.76 | .00 | -50,405.62 | |
| TOTAL EXPENSES | 123,560.00 | 123,560.00 | 27,933.79 | 8,052.28 | 9,407.12 | 86,219.09 | |
| 034 SHALLOWATER PARK | .00 | .00 | -54,290.42 | -21,698.04 | 15,371.22 | 38,919.20 | 100.0% |
| TOTAL REVENUES | -261,227.00 | -261,227.00 | -73,306.80 | -26,579.76 | .00 | -187,920.20 | |
| TOTAL EXPENSES | 261,227.00 | 261,227.00 | 19,016.38 | 4,881.72 | 15,371.22 | 226,839.40 | |
| 041 PERMANENT IMPROVEMENT | .00 | .00 | -2,670,633.84 | -2,302,337.20 | 2,699,480.51 | -28,846.67 | 100.0% |
| TOTAL REVENUES | -5,566,588.00 | -5,566,588.00 | -3,682,708.71 | -2,638,850.85 | .00 | -1,883,879.29 | |
| TOTAL EXPENSES | 5,566,588.00 | 5,566,588.00 | 1,012,074.87 | 336,513.65 | 2,699,480.51 | 1,855,032.62 | |
| 043 LCETRZ NOI TAX INCREMENT F | .00 | -21,012.00 | -166,912.14 | .00 | .00 | 145,900.14 | 794.4% |
| TOTAL REVENUES | -703,090.00 | -724,102.00 | -166,912.14 | .00 | .00 | -557,189.86 | |
| TOTAL EXPENSES | 703,090.00 | 703,090.00 | .00 | .00 | .00 | 703,090.00 | |
| 046 TJJD (P) JJAEP GRANT | .00 | .00 | -15,722.50 | .00 | .00 | 15,722.50 | 100.0% |
| TOTAL REVENUES | -80,000.00 | -80,000.00 | -15,722.50 | .00 | .00 | -64,277.50 | |
| TOTAL EXPENSES | 80,000.00 | 80,000.00 | .00 | .00 | .00 | 80,000.00 | |
| 047 TJJD (R) REG DIVERSION GRA | .00 | .00 | -372.64 | 12,421.34 | .00 | 372.64 | 100.0% |
| TOTAL REVENUES | -15,628.00 | -15,628.00 | -12,793.98 | .00 | .00 | -2,834.02 | |
| TOTAL EXPENSES | 15,628.00 | 15,628.00 | 12,421.34 | 12,421.34 | .00 | 3,206.66 | |
| 050 JUVENILE STAR PROGRAM | .00 | .00 | -454,673.75 | -565,819.47 | 6,643.73 | 448,030.02 | 100.0% |
| TOTAL REVENUES | -601,895.00 | -601,895.00 | -600,000.00 | -600,000.00 | .00 | -1,895.00 | |
| TOTAL EXPENSES | 601,895.00 | 601,895.00 | 145,326.25 | 34,180.53 | 6,643.73 | 449,925.02 | |
| 051 JUVENILE PROBATION | .00 | .00 | -170,633.30 | -36,485.26 | 155,497.16 | 15,136.14 | 100.0% |
| TOTAL REVENUES | -7,268,579.00 | -7,268,579.00 | -1,408,205.92 | -352,047.90 | .00 | -5,860,373.08 | |
| TOTAL EXPENSES | 7,268,579.00 | 7,268,579.00 | 1,237,572.62 | 315,562.64 | 155,497.16 | 5,875,509.22 | |
| 054 TJJD (A) JUV PROB COMM GRA | .00 | .00 | -296,500.48 | -31,483.88 | 89,905.25 | 206,595.23 | 100.0% |
| TOTAL REVENUES | -2,060,335.00 | -2,060,335.00 | -740,011.32 | -137,424.00 | .00 | -1,320,323.68 | |
| TOTAL EXPENSES | 2,060,335.00 | 2,060,335.00 | 443,510.84 | 105,940.12 | 89,905.25 | 1,526,918.91 | |
| 055 JUVENILE DETENTION | .00 | .00 | 481,271.54 | 262,697.61 | 28,591.78 | -509,863.32 | 100.0% |
| TOTAL REVENUES | -4,504,336.00 | -4,504,336.00 | -592,015.62 | .00 | .00 | -3,912,320.38 | |
| TOTAL EXPENSES | 4,504,336.00 | 4,504,336.00 | 1,073,287.16 | 262,697.61 | 28,591.78 | 3,402,457.06 | |
| 057 JUVENILE FOOD SERVICE | .00 | .00 | 25,910.32 | 15,954.21 | 132,848.33 | -158,758.65 | 100.0% |
| TOTAL REVENUES | -382,238.00 | -382,238.00 | -74,231.49 | -7,692.14 | .00 | -308,006.51 | |
| TOTAL EXPENSES | 382,238.00 | 382,238.00 | 100,141.81 | 23,646.35 | 132,848.33 | 149,247.86 | |

02/05/2021 13:12
RScott

Lubbock County
BUDGET SUMMARIES REPORT
FUND SUMMARY JANUARY 2021

P 2
glytdbud

FOR 2021 04

| 064 | TJJD (E) TITLE IV E GRANT | ORIGINAL APPROP | REVISED BUDGET | YTD ACTUAL | MTD ACTUAL | ENCUMBRANCES | AVAILABLE BUDGET | PCT USED |
|-----|----------------------------|-----------------|----------------|-------------|-------------|--------------|------------------|----------|
| 064 | TJJD (E) TITLE IV E GRANT | .00 | .00 | 2,021.67 | 6,128.39 | .00 | -2,021.67 | 100.0% |
| | TOTAL REVENUES | -204,400.00 | -204,400.00 | -22,115.26 | .00 | .00 | -182,284.74 | |
| | TOTAL EXPENSES | 204,400.00 | 204,400.00 | 24,136.93 | 6,128.39 | .00 | 180,263.07 | |
| 066 | CJD RE ENTRY DRUG COURT GR | .00 | .00 | 173.34 | 173.34 | 1,426.32 | -1,599.66 | 100.0% |
| | TOTAL REVENUES | -40,953.00 | -40,953.00 | -9,928.55 | .00 | .00 | -31,024.45 | |
| | TOTAL EXPENSES | 40,953.00 | 40,953.00 | 10,101.89 | 173.34 | 1,426.32 | 29,424.79 | |
| 067 | CJD DWI COURT GRANT | .00 | .00 | 173.33 | 173.33 | 1,720.05 | -1,893.38 | 100.0% |
| | TOTAL REVENUES | -36,612.00 | -36,612.00 | -6,127.27 | .00 | .00 | -30,484.73 | |
| | TOTAL EXPENSES | 36,612.00 | 36,612.00 | 6,300.60 | 173.33 | 1,720.05 | 28,591.35 | |
| 070 | ON LINE ACCESS | .00 | .00 | -21,218.64 | -6,945.00 | 419.72 | 20,798.92 | 100.0% |
| | TOTAL REVENUES | -185,000.00 | -185,000.00 | -24,463.51 | -6,945.00 | .00 | -160,536.49 | |
| | TOTAL EXPENSES | 185,000.00 | 185,000.00 | 3,244.87 | .00 | 419.72 | 181,335.41 | |
| 072 | CJD DRUG COURT GRANT | .00 | .00 | 173.33 | 173.33 | 2,270.03 | -2,443.36 | 100.0% |
| | TOTAL REVENUES | -48,991.00 | -48,991.00 | -4,488.43 | .00 | .00 | -44,502.57 | |
| | TOTAL EXPENSES | 48,991.00 | 48,991.00 | 4,661.76 | 173.33 | 2,270.03 | 42,059.21 | |
| 074 | COUNTY DRUG COURT COURT CO | .00 | .00 | -3,703.08 | .00 | 500.00 | 3,203.08 | 100.0% |
| | TOTAL REVENUES | -38,740.00 | -38,740.00 | -3,703.08 | .00 | .00 | -35,036.92 | |
| | TOTAL EXPENSES | 38,740.00 | 38,740.00 | .00 | .00 | 500.00 | 38,240.00 | |
| 075 | DISPUTE RESOLUTION | .00 | .00 | 28,107.07 | 6,164.01 | 7,835.43 | -35,942.50 | 100.0% |
| | TOTAL REVENUES | -342,950.00 | -342,950.00 | -96,530.58 | -25,186.04 | .00 | -246,419.42 | |
| | TOTAL EXPENSES | 342,950.00 | 342,950.00 | 124,637.65 | 31,350.05 | 7,835.43 | 210,476.92 | |
| 076 | USDA AG MEDIATION GRANT | .00 | .00 | 8,721.54 | 8,093.41 | 449.95 | -9,171.49 | 100.0% |
| | TOTAL REVENUES | -420,000.00 | -420,000.00 | -24,886.17 | .00 | .00 | -395,113.83 | |
| | TOTAL EXPENSES | 420,000.00 | 420,000.00 | 33,607.71 | 8,093.41 | 449.95 | 385,942.34 | |
| 077 | DOMESTIC RELATIONS OFFICE | .00 | .00 | 6,114.62 | 12,368.23 | 1,590.00 | -7,704.62 | 100.0% |
| | TOTAL REVENUES | -199,000.00 | -199,000.00 | -49,796.75 | -2,971.23 | .00 | -149,203.25 | |
| | TOTAL EXPENSES | 199,000.00 | 199,000.00 | 55,911.37 | 15,339.46 | 1,590.00 | 141,498.63 | |
| 079 | VENUE HOT & STVR TAX | .00 | .00 | 46,657.87 | 424,455.57 | .00 | -46,657.87 | 100.0% |
| | TOTAL REVENUES | -2,120,000.00 | -2,120,000.00 | -557,909.13 | -180,111.43 | .00 | -1,562,090.87 | |
| | TOTAL EXPENSES | 2,120,000.00 | 2,120,000.00 | 604,567.00 | 604,567.00 | .00 | 1,515,433.00 | |
| 081 | LAW LIBRARY | .00 | .00 | 10,503.50 | -30,334.57 | 50,062.22 | -60,565.72 | 100.0% |
| | TOTAL REVENUES | -198,905.00 | -198,905.00 | -82,175.87 | -42,175.75 | .00 | -116,729.13 | |
| | TOTAL EXPENSES | 198,905.00 | 198,905.00 | 92,679.37 | 11,841.18 | 50,062.22 | 56,163.41 | |
| 083 | ELECTION SERVICES | .00 | .00 | 385,623.31 | .00 | 104,755.53 | -490,378.84 | 100.0% |
| | TOTAL REVENUES | -769,775.00 | -769,775.00 | .00 | .00 | .00 | -769,775.00 | |
| | TOTAL EXPENSES | 769,775.00 | 769,775.00 | 385,623.31 | .00 | 104,755.53 | 279,396.16 | |
| 084 | HELP AMERICA VOTE ACT | .00 | .00 | -116,521.36 | .00 | 1,262.39 | 115,258.97 | 100.0% |
| | TOTAL REVENUES | -200,000.00 | -433,235.00 | -171,206.72 | .00 | .00 | -262,028.28 | |
| | TOTAL EXPENSES | 200,000.00 | 433,235.00 | 54,685.36 | .00 | 1,262.39 | 377,287.25 | |
| 085 | ELECTION ADMINISTRATION | .00 | .00 | 26,242.73 | .00 | .00 | -26,242.73 | 100.0% |
| | TOTAL REVENUES | -67,700.00 | -67,700.00 | -25.27 | .00 | .00 | -67,674.73 | |
| | TOTAL EXPENSES | 67,700.00 | 67,700.00 | 26,268.00 | .00 | .00 | 41,432.00 | |
| 086 | ELECTION EQUIPMENT | .00 | .00 | 83,537.97 | .00 | .00 | -83,537.97 | 100.0% |
| | TOTAL REVENUES | -85,500.00 | -85,500.00 | -45.98 | .00 | .00 | -85,454.02 | |
| | TOTAL EXPENSES | 85,500.00 | 85,500.00 | 83,583.95 | .00 | .00 | 1,916.05 | |

02/05/2021 13:12
RScott

Lubbock County
BUDGET SUMMARIES REPORT
FUND SUMMARY JANUARY 2021

P 3
glytdbud

FOR 2021 04

| 090 | DIST CLK RECORDS MGT. AND PRES | ORIGINAL APPROP | REVISED BUDGET | YTD ACTUAL | MTD ACTUAL | ENCUMBRANCES | AVAILABLE BUDGET | PCT USED |
|-----|--------------------------------|-----------------|----------------|-------------|------------|--------------|------------------|----------|
| 090 | DIST CLK RECORDS MGT. AND PRES | .00 | .00 | 1,524.07 | 928.48 | 4,254.00 | -5,778.07 | 100.0% |
| | TOTAL REVENUES | -41,701.00 | -41,701.00 | -5,942.88 | -1,465.34 | .00 | -35,758.12 | |
| | TOTAL EXPENSES | 41,701.00 | 41,701.00 | 7,466.95 | 2,393.82 | 4,254.00 | 29,980.05 | |
| 091 | CTY CLK RECORDS MGT. AND P | .00 | .00 | -181,709.51 | -49,695.94 | .00 | 181,709.51 | 100.0% |
| | TOTAL REVENUES | -610,334.00 | -610,334.00 | -207,138.58 | -55,939.58 | .00 | -403,195.42 | |
| | TOTAL EXPENSES | 610,334.00 | 610,334.00 | 25,429.07 | 6,243.64 | .00 | 584,904.93 | |
| 092 | CTY RECORDS MGT. AND PRES | .00 | .00 | 8,985.87 | 2,534.11 | .00 | -8,985.87 | 100.0% |
| | TOTAL REVENUES | -82,948.00 | -82,948.00 | -14,243.57 | -3,033.81 | .00 | -68,704.43 | |
| | TOTAL EXPENSES | 82,948.00 | 82,948.00 | 23,229.44 | 5,567.92 | .00 | 59,718.56 | |
| 093 | COURTHOUSE SECURITY | .00 | .00 | 1,384.65 | -113.25 | 1,056.33 | -2,440.98 | 100.0% |
| | TOTAL REVENUES | -110,000.00 | -110,000.00 | -34,230.49 | -8,181.72 | .00 | -75,769.51 | |
| | TOTAL EXPENSES | 110,000.00 | 110,000.00 | 35,615.14 | 8,068.47 | 1,056.33 | 73,328.53 | |
| 094 | COURT RECORD PRESERVATION | .00 | .00 | -16,268.18 | -4,568.87 | 500.00 | 15,768.18 | 100.0% |
| | TOTAL REVENUES | -50,500.00 | -50,500.00 | -16,268.18 | -4,568.87 | .00 | -34,231.82 | |
| | TOTAL EXPENSES | 50,500.00 | 50,500.00 | .00 | .00 | 500.00 | 50,000.00 | |
| 095 | LOCAL TRUANCY PREVENT & DI | .00 | .00 | -3,163.67 | .00 | .00 | 3,163.67 | 100.0% |
| | TOTAL REVENUES | -10,000.00 | -10,000.00 | -3,163.67 | .00 | .00 | -6,836.33 | |
| | TOTAL EXPENSES | 10,000.00 | 10,000.00 | .00 | .00 | .00 | 10,000.00 | |
| 096 | HISTORICAL COMMISSION | .00 | .00 | -5,207.94 | -5,205.50 | .00 | 5,207.94 | 100.0% |
| | TOTAL REVENUES | -6,350.00 | -6,350.00 | -5,752.44 | -5,750.00 | .00 | -597.56 | |
| | TOTAL EXPENSES | 6,350.00 | 6,350.00 | 544.50 | 544.50 | .00 | 5,805.50 | |
| 097 | CHILD ABUSE PREVENTION | .00 | .00 | -11.29 | .00 | .00 | 11.29 | 100.0% |
| | TOTAL REVENUES | -325.00 | -325.00 | -11.29 | .00 | .00 | -313.71 | |
| | TOTAL EXPENSES | 325.00 | 325.00 | .00 | .00 | .00 | 325.00 | |
| 098 | JUSTICE COURT TECHNOLOGY | .00 | .00 | -.09 | 3,161.60 | .00 | .09 | 100.0% |
| | TOTAL REVENUES | .00 | .00 | -.09 | 3,161.60 | .00 | .09 | |
| 099 | CTY/DIST COURT TECHNOLOGY | .00 | .00 | -732.84 | -59.71 | .00 | 732.84 | 100.0% |
| | TOTAL REVENUES | -10,000.00 | -10,000.00 | -732.84 | -59.71 | .00 | -9,267.16 | |
| | TOTAL EXPENSES | 10,000.00 | 10,000.00 | .00 | .00 | .00 | 10,000.00 | |
| 102 | DIST COURT RECORDS TECHNOL | .00 | .00 | -11,244.60 | -2,786.35 | .00 | 11,244.60 | 100.0% |
| | TOTAL REVENUES | -64,250.00 | -64,250.00 | -11,244.60 | -2,786.35 | .00 | -53,005.40 | |
| | TOTAL EXPENSES | 64,250.00 | 64,250.00 | .00 | .00 | .00 | 64,250.00 | |
| 103 | COUNTY CLERK RECORDS ARCHI | .00 | .00 | -199,239.52 | -53,076.80 | 36,156.75 | 163,082.77 | 100.0% |
| | TOTAL REVENUES | -1,460,000.00 | -1,460,000.00 | -206,082.77 | -55,730.00 | .00 | -1,253,917.23 | |
| | TOTAL EXPENSES | 1,460,000.00 | 1,460,000.00 | 6,843.25 | 2,653.20 | 36,156.75 | 1,417,000.00 | |
| 105 | COMMUNITY/ECONOMIC DEV PRG | .00 | .00 | -46.53 | .00 | .00 | 46.53 | 100.0% |
| | TOTAL REVENUES | -16,000.00 | -16,000.00 | -46.53 | .00 | .00 | -15,953.47 | |
| | TOTAL EXPENSES | 16,000.00 | 16,000.00 | .00 | .00 | .00 | 16,000.00 | |
| 108 | JP1 JUSTICE COURT TECHNOLO | .00 | .00 | -1,024.49 | -1,145.69 | 2,729.12 | -1,704.63 | 100.0% |
| | TOTAL REVENUES | -58,153.00 | -58,153.00 | -1,295.37 | -1,281.13 | .00 | -56,857.63 | |
| | TOTAL EXPENSES | 58,153.00 | 58,153.00 | 270.88 | 135.44 | 2,729.12 | 55,153.00 | |
| 109 | JP2 JUSTICE COURT TECHNOLO | .00 | .00 | -558.06 | -538.62 | .00 | 558.06 | 100.0% |
| | TOTAL REVENUES | -47,812.00 | -47,812.00 | -558.06 | -538.62 | .00 | -47,253.94 | |
| | TOTAL EXPENSES | 47,812.00 | 47,812.00 | .00 | .00 | .00 | 47,812.00 | |

02/05/2021 13:12
RScott

Lubbock County
BUDGET SUMMARIES REPORT
FUND SUMMARY JANUARY 2021

P 4
glytdbud

FOR 2021 04

| 110 | JP3 JUSTICE COURT TECHNOLOGY | ORIGINAL APPROP | REVISED BUDGET | YTD ACTUAL | MTD ACTUAL | ENCUMBRANCES | AVAILABLE BUDGET | PCT USED |
|-----|------------------------------|-----------------|----------------|---------------|------------|--------------|------------------|----------|
| 110 | JP3 JUSTICE COURT TECHNOLO | .00 | .00 | 861.25 | -80.92 | 274.51 | -1,135.76 | 100.0% |
| | TOTAL REVENUES | -8,100.00 | -8,100.00 | -495.98 | -490.15 | .00 | -7,604.02 | |
| | TOTAL EXPENSES | 8,100.00 | 8,100.00 | 1,357.23 | 409.23 | 274.51 | 6,468.26 | |
| 111 | JP4 JUSTICE COURT TECHNOLO | .00 | .00 | 2,334.46 | 2,351.96 | 904.87 | -3,239.33 | 100.0% |
| | TOTAL REVENUES | -8,500.00 | -8,500.00 | -1,107.14 | -1,089.64 | .00 | -7,392.86 | |
| | TOTAL EXPENSES | 8,500.00 | 8,500.00 | 3,441.60 | 3,441.60 | 904.87 | 4,153.53 | |
| 113 | REGIONAL PUBLIC DEFENDER G | .00 | .00 | -350,093.67 | 101,374.62 | 19,447.23 | 330,646.44 | 100.0% |
| | TOTAL REVENUES | -6,390,670.00 | -6,390,670.00 | -1,817,544.03 | -22,418.00 | .00 | -4,573,125.97 | |
| | TOTAL EXPENSES | 6,390,670.00 | 6,390,670.00 | 1,467,450.36 | 123,792.62 | 19,447.23 | 4,903,772.41 | |
| 122 | SHERIFF CONTRABAND | .00 | .00 | -25,109.83 | .00 | .00 | 25,109.83 | 100.0% |
| | TOTAL REVENUES | -363,500.00 | -363,500.00 | -50,212.43 | .00 | .00 | -313,287.57 | |
| | TOTAL EXPENSES | 363,500.00 | 363,500.00 | 25,102.60 | .00 | .00 | 338,397.40 | |
| 124 | INMATE SUPPLY | .00 | .00 | 47,889.34 | .00 | .00 | -47,889.34 | 100.0% |
| | TOTAL REVENUES | -864,000.00 | -864,000.00 | -251,384.78 | .00 | .00 | -612,615.22 | |
| | TOTAL EXPENSES | 864,000.00 | 864,000.00 | 299,274.12 | .00 | .00 | 564,725.88 | |
| 126 | VINE GRANT | .00 | .00 | .00 | .00 | 22,639.69 | -22,639.69 | 100.0% |
| | TOTAL REVENUES | -30,171.00 | -30,171.00 | -7,530.63 | .00 | .00 | -22,640.37 | |
| | TOTAL EXPENSES | 30,171.00 | 30,171.00 | 7,530.63 | .00 | 22,639.69 | .68 | |
| 128 | HOMELAND SECURITY GRANT | .00 | .00 | .00 | .00 | 139,514.35 | -139,514.35 | 100.0% |
| | TOTAL REVENUES | -135,962.00 | -293,083.00 | -9,600.00 | .00 | .00 | -283,483.00 | |
| | TOTAL EXPENSES | 135,962.00 | 293,083.00 | 9,600.00 | .00 | 139,514.35 | 143,968.65 | |
| 142 | LEOSE SHERIFF | .00 | .00 | -23.86 | .00 | .00 | 23.86 | 100.0% |
| | TOTAL REVENUES | -120,688.00 | -120,688.00 | -23.86 | .00 | .00 | -120,664.14 | |
| | TOTAL EXPENSES | 120,688.00 | 120,688.00 | .00 | .00 | .00 | 120,688.00 | |
| 145 | SHERIFF COMMISSARY SALARY | .00 | .00 | 59,923.04 | 26,805.37 | .00 | -59,923.04 | 100.0% |
| | TOTAL REVENUES | -656,701.00 | -656,701.00 | -151,288.51 | -25,662.79 | .00 | -505,412.49 | |
| | TOTAL EXPENSES | 656,701.00 | 656,701.00 | 211,211.55 | 52,468.16 | .00 | 445,489.45 | |
| 148 | MAT RE-ENTRY PROGRAM | .00 | .00 | .00 | .00 | 27,848.06 | -27,848.06 | 100.0% |
| | TOTAL REVENUES | -219,984.00 | -219,984.00 | .00 | .00 | .00 | -219,984.00 | |
| | TOTAL EXPENSES | 219,984.00 | 219,984.00 | .00 | .00 | 27,848.06 | 192,135.94 | |
| 150 | TAG GRANT | .00 | .00 | 42,356.72 | 42,356.72 | 140,879.62 | -183,236.34 | 100.0% |
| | TOTAL REVENUES | -1,002,028.00 | -1,002,028.00 | -141,903.91 | .00 | .00 | -860,124.09 | |
| | TOTAL EXPENSES | 1,002,028.00 | 1,002,028.00 | 184,260.63 | 42,356.72 | 140,879.62 | 676,887.75 | |
| 152 | JMHCP GRANT | .00 | .00 | .00 | .00 | .00 | .00 | .0% |
| | TOTAL REVENUES | .00 | -155,153.00 | .00 | .00 | .00 | -155,153.00 | |
| | TOTAL EXPENSES | .00 | 155,153.00 | .00 | .00 | .00 | 155,153.00 | |
| 161 | CDA BUSINESS CRIMES | .00 | .00 | -4,418.83 | .00 | .00 | 4,418.83 | 100.0% |
| | TOTAL REVENUES | -108,500.00 | -108,500.00 | -8,399.32 | .00 | .00 | -100,100.68 | |
| | TOTAL EXPENSES | 108,500.00 | 108,500.00 | 3,980.49 | .00 | .00 | 104,519.51 | |
| 163 | CDA CONTRABAND | .00 | .00 | -1,375.56 | .00 | .00 | 1,375.56 | 100.0% |
| | TOTAL REVENUES | -76,500.00 | -76,500.00 | -23,147.53 | .00 | .00 | -53,352.47 | |
| | TOTAL EXPENSES | 76,500.00 | 76,500.00 | 21,771.97 | .00 | .00 | 54,728.03 | |
| 164 | CDA SPATTF GRANT | .00 | .00 | 42,457.90 | 39,171.26 | 22,397.56 | -64,855.46 | 100.0% |
| | TOTAL REVENUES | -718,054.00 | -718,054.00 | -186,886.83 | -13,684.04 | .00 | -531,167.17 | |
| | TOTAL EXPENSES | 718,054.00 | 718,054.00 | 229,344.73 | 52,855.30 | 22,397.56 | 466,311.71 | |

02/05/2021 13:12
RScott

Lubbock County
BUDGET SUMMARIES REPORT
FUND SUMMARY JANUARY 2021

P 5
glytdbud

FOR 2021 04

| 166 | CDA JAG GRANT | ORIGINAL APPROP | REVISED BUDGET | YTD ACTUAL | MTD ACTUAL | ENCUMBRANCES | AVAILABLE BUDGET | PCT USED |
|-----|----------------------------|-----------------|----------------|----------------|----------------|---------------|------------------|----------|
| 166 | CDA JAG GRANT | .00 | .00 | -163,865.48 | 418.00 | 6,427.30 | 157,438.18 | 100.0% |
| | TOTAL REVENUES | -172,422.00 | -172,422.00 | -165,410.18 | .00 | .00 | -7,011.82 | |
| | TOTAL EXPENSES | 172,422.00 | 172,422.00 | 1,544.70 | 418.00 | 6,427.30 | 164,450.00 | |
| 168 | CDA Border Prosecution Uni | .00 | .00 | .00 | .00 | .00 | .00 | .0% |
| | TOTAL REVENUES | -199,700.00 | -199,700.00 | .00 | .00 | .00 | -199,700.00 | |
| | TOTAL EXPENSES | 199,700.00 | 199,700.00 | .00 | .00 | .00 | 199,700.00 | |
| 171 | CDA VOCA VICTIM ADV PROJEC | .00 | .00 | 10,532.57 | 10,532.57 | .00 | -10,532.57 | 100.0% |
| | TOTAL REVENUES | -271,182.00 | -271,182.00 | -32,579.47 | .00 | .00 | -238,602.53 | |
| | TOTAL EXPENSES | 271,182.00 | 271,182.00 | 43,112.04 | 10,532.57 | .00 | 228,069.96 | |
| 201 | GEN OB REFUNDING BOND SRS | .00 | .00 | -4,125,879.66 | -1,498,423.67 | 5,737,375.00 | -1,611,495.34 | 100.0% |
| | TOTAL REVENUES | -6,427,503.00 | -6,427,503.00 | -4,126,197.66 | -1,498,741.67 | .00 | -2,301,305.34 | |
| | TOTAL EXPENSES | 6,427,503.00 | 6,427,503.00 | 318.00 | 318.00 | 5,737,375.00 | 689,810.00 | |
| 202 | UNLIMITED TAX ROAD BONDS | .00 | .00 | -911,037.36 | -340,713.40 | 1,250,775.00 | -339,737.64 | 100.0% |
| | TOTAL REVENUES | -1,395,686.00 | -2,209,434.00 | -911,437.36 | -340,713.40 | .00 | -1,297,996.64 | |
| | TOTAL EXPENSES | 1,395,686.00 | 2,209,434.00 | 400.00 | .00 | 1,250,775.00 | 958,259.00 | |
| 204 | TAX NOTES, SERIES 2013 | .00 | .00 | -61.89 | .00 | .00 | 61.89 | 100.0% |
| | TOTAL REVENUES | .00 | .00 | -61.89 | .00 | .00 | 61.89 | |
| 206 | GEN OB REFUNDING BOND SRS | .00 | .00 | -575,576.38 | -208,603.10 | 798,175.00 | -222,598.62 | 100.0% |
| | TOTAL REVENUES | -891,011.00 | -891,011.00 | -576,076.38 | -209,103.10 | .00 | -314,934.62 | |
| | TOTAL EXPENSES | 891,011.00 | 891,011.00 | 500.00 | 500.00 | 798,175.00 | 92,336.00 | |
| 208 | SPECIAL TAX REVENUE BONDS | .00 | .00 | -604,567.00 | -604,567.00 | .00 | 604,567.00 | 100.0% |
| | TOTAL REVENUES | -604,567.00 | -604,567.00 | -604,567.00 | -604,567.00 | .00 | .00 | |
| | TOTAL EXPENSES | 604,567.00 | 604,567.00 | .00 | .00 | .00 | 604,567.00 | |
| 301 | MPO ROAD CONSTRUCTION | .00 | .00 | 90,222.28 | -54,043.97 | 1,619,781.92 | -1,710,004.20 | 100.0% |
| | TOTAL REVENUES | -1,721,096.00 | -1,721,096.00 | 4.20 | -54,043.97 | .00 | -1,721,100.20 | |
| | TOTAL EXPENSES | 1,721,096.00 | 1,721,096.00 | 90,218.08 | .00 | 1,619,781.92 | 11,096.00 | |
| 302 | TAX ROAD BOND CONSTRUCTION | .00 | .00 | -40,980,832.60 | .00 | 221,000.00 | 40,759,832.60 | 100.0% |
| | TOTAL REVENUES | -46,091,727.00 | -46,091,727.00 | -41,235,832.60 | .00 | .00 | -4,855,894.40 | |
| | TOTAL EXPENSES | 46,091,727.00 | 46,091,727.00 | 255,000.00 | .00 | 221,000.00 | 45,615,727.00 | |
| 307 | CRTC RENOVATIONS #2 | .00 | .00 | 188,905.78 | 70,703.31 | 327,997.01 | -516,902.79 | 100.0% |
| | TOTAL REVENUES | -1,961,000.00 | -1,961,000.00 | -132.98 | .00 | .00 | -1,960,867.02 | |
| | TOTAL EXPENSES | 1,961,000.00 | 1,961,000.00 | 189,038.76 | 70,703.31 | 327,997.01 | 1,443,964.23 | |
| 308 | VENUE CAPITAL PROJECT | .00 | .00 | 238,619.63 | .00 | .00 | -238,619.63 | 100.0% |
| | TOTAL REVENUES | -5,000,000.00 | -5,000,000.00 | -844.19 | .00 | .00 | -4,999,155.81 | |
| | TOTAL EXPENSES | 5,000,000.00 | 5,000,000.00 | 239,463.82 | .00 | .00 | 4,760,536.18 | |
| 401 | EMPLOYEE HEALTH BENEFIT | .00 | .00 | 1,411,919.64 | 667,412.96 | 7,549,706.24 | -8,961,625.88 | 100.0% |
| | TOTAL REVENUES | -12,878,000.00 | -12,878,000.00 | -3,081,810.30 | -467,335.84 | .00 | -9,796,189.70 | |
| | TOTAL EXPENSES | 12,878,000.00 | 12,878,000.00 | 4,493,729.94 | 1,134,748.80 | 7,549,706.24 | 834,563.82 | |
| 403 | WORKERS COMPENSATION | .00 | .00 | -323,722.63 | -103,797.59 | 648,721.30 | -324,998.67 | 100.0% |
| | TOTAL REVENUES | -1,630,500.00 | -1,630,500.00 | -577,916.33 | -125,909.43 | .00 | -1,052,583.67 | |
| | TOTAL EXPENSES | 1,630,500.00 | 1,630,500.00 | 254,193.70 | 22,111.84 | 648,721.30 | 727,585.00 | |
| | GRAND TOTAL | .00 | .00 | -64,475,928.93 | -15,661,238.37 | 34,931,352.15 | 29,544,576.78 | 100.0% |

** END OF REPORT - Generated by Scott, Rhonda **