

LUBBOCK COUNTY, TEXAS
Monthly Unaudited Financial Report
March 31, 2021



Prepared By: County Auditor's Office

Kathy Williams, County Auditor

Members of Government Finance Officers Association of the United States and
Canada

This report is available on the Internet

Lubbock County, Texas
Unaudited Monthly Financial Report
March 31, 2021
Table of Contents

Description	Page Number
County Auditor's Letter of Transmittal	
Financial Statements:	
❖ Consolidated Balance Sheet – All Funds	1-4
❖ Bank Balances – All Funds	5
❖ Revenue Report – Account Summary	6-50
❖ Revenue Report – Group/Fund Summary	51-71
❖ Venue HOT & STVR Tax	24, 55, 67
Schedules:	
❖ Debt Service Maturity Schedules	72-77
❖ Investment Schedules	78-80
❖ Schedule of Transfers between Funds	81
❖ Sales Tax Summary	82
❖ Ad Valorem Collection Summary	83-84
Budget Status:	
❖ Budget Report – Account Summary	85-160
❖ Budget Report – Group/Fund Summary	161-181
❖ Venue HOT & STVR Tax	128, 166, 178

LUBBOCK COUNTY

Kathy Williams
County Auditor

Rhonda Scott
First Assistant Auditor



P.O. Box 10536
916 Main, Suite 700
Lubbock, Texas 79408-3536
Phone: (806) 775-1097
Fax: (806) 775-7917

April 26, 2021

The Honorable District Judges and the Honorable Members of the Commissioners' Court:

The unaudited and unadjusted financial report of Lubbock County, Texas, for the month ended March 31, 2021, is hereby submitted as required by the Local Governmental Code 114.025.

This report is presented in three sections, namely: Financial Statements, Schedules, and Budget Status.

Although this report is self explanatory, please do not hesitate to call the County Auditor's office for more information at (806) 775-1097. This report can be seen on the Internet at www.co.lubbock.tx.us.

Respectfully submitted,

A handwritten signature in blue ink that reads "Kathy Williams". The signature is fluid and cursive, with a long horizontal stroke at the end.

Kathy Williams
County Auditor

04/09/2021 11:09
RScott

Lubbock County
CONSOLIDATED BALANCE SHEET FOR 2021 6

P 1
g1balsht

OBJ	OBJ DESCRIPTION	NET CHANGE FOR PERIOD	ACCOUNT BALANCE
ASSETS			
100200	CASH ACCOUNT	-410,740.55	3,286,163.20
100201	JURY FUND	.00	3,000.00
100202	FEDERAL TAX ACCOUNT	.00	5,000.00
100205	SO FORFEITED CONTRABAND	.00	342,549.13
100206	SO INMATE COMMISSARY ACCOUNT	.00	3,098,665.52
100207	SO INMATE PROGRAM DONATIONS	.00	7,154.96
100208	CDA BUSINESS CRIMES	-3,782.35	69,113.93
100209	CDA FORFEITED ASSETS	-280.00	128,855.07
100210	SPAT PROGRAM INCOME	2,807.18	38,764.40
100211	SPAT FEDERAL INCOME	.31	5,266.26
100212	CDA JAG 18	-11,033.36	59,022.04
100215	CDA JAG 19	5.52	94,113.03
100235	JP1 CREDIT CARD	8,830.65	34,591.65
100238	JP2 CREDIT CARD	8,035.40	16,895.50
100241	JP3 CREDIT CARD	1,526.20	13,329.20
100244	JP4 CREDIT CARD	22,538.10	40,502.10
100263	DRC REVENUE ACCOUNT	955.00	5,131.25
100400	CHANGE FUNDS	.00	2,150.00
100403	CDA DEA INVESTIGATION	.00	10,000.00
100802	INVESTMENTS	.00	346,185.34
101901	DEA CASH LNB	.00	245,221.43
105000	CLAIM ON CASH	257,796.77	166,990,829.20
117000	DELINQUENT TAXES	.00	2,839,663.80
117001	PRE 1972 DELINQUENT TAXES	.00	283,021.05
119900	EST UNCOLL DLNQNT TAXES	.00	-2,831,528.85
122100	ACCOUNTS RECEIVABLE	-945,223.28	1,528,001.98
122200	ACCOUNTS RECEIVABLE-GRANTS	-1,553,434.00	266,919.21
126300	WOODROW VFD	.00	80,000.00
126500	WEST CARLISLE VFD	.00	18,729.68
126600	NEW DEAL VFD	.00	7,000.00
127000	IDALOU VFD	.00	10,000.00
127400	BUFFALO SPRINGS VFD	.00	23,000.00
129000	RETURNED CHECKS RECEIVABLE	.00	3,155.32
131100	ANDREWS COUNTY	.00	1,100.00
131500	GAINES COUNTY	-300.00	.00
131700	HALE COUNTY	.00	8,200.00
131800	HOCKLEY COUNTY	-500.00	.00
131850	HUNT COUNTY	-115.00	.00
132101	GRAY COUNTY	.00	7,419.56
132300	YOAKUM COUNTY	.00	2,800.00
132400	PECOS COUNTY	-115.00	.00
132600	DAWSON COUNTY	.00	2,400.00
132700	LAMB COUNTY	-3,200.00	.00
132900	MOORE COUNTY	-5,000.00	.00
133100	DEAF SMITH COUNTY	4,175.00	.00
133500	REEVES COUNTY	.00	-1,400.00
133900	WHEELER COUNTY	-3,080.00	.00
134200	RANDALL/POTTER COUNTY	.00	8,286.11

OBJ	OBJ DESCRIPTION	NET CHANGE FOR PERIOD	ACCOUNT BALANCE
ASSETS			
135300	SWISHER/CASTRO COUNTY	-6,534.57	.00
135701	OCHILTREE COUNTY	-4,585.00	4,039.10
135801	CHILDRESS COUNTY	-3,889.46	5,130.00
136002	WARD COUNTY-GRANT	-1,400.00	2,150.85
136202	TITUS COUNTY	-2,200.00	-950.85
138801	SCURRY COUNTY	.00	400.00
139800	FINES, FEES, COURT COST REC	.00	826,169.12
139900	FINES, FEES ALLOW FOR UNCOLL	.00	-165,233.82
146100	DUE FROM CDA AGENCY FUND	.00	647.00
147001	UNAMORTIZED PREM/DISC	.00	246,076.96
147500	ADVANCE TO DISP RES FUND	.00	50.00
150200	DUE FROM COUNTY CLERK	.00	950.00
150300	DUE FROM DISTRICT CLERK	.00	550.00
150400	DUE FROM JP PRECINCT 1 FUND	.00	10,200.00
150500	DUE FROM JP PRECINCT 2 FUND	.00	10,300.00
150600	DUE FROM JP PRECINCT 3 FUND	.00	15,140.00
150700	DUE FROM JP PRECINCT 4 FUND	.00	10,000.00
151000	DUE FROM TAX AGENCY	.00	8,750.00
154000	DUE FROM INSURANCE CLEARING	.00	15,000.00
154600	DUE FROM SHERIFF AGENCY	.00	8,000.00
158100	DUE FROM LAW LIBRARY	.00	50.00
162100	PREPAID INSURANCE	.00	733,280.86
162600	PREPAID EXPENSES/CONTRACTS	2,075.30	122,584.65
TOTAL ASSETS		-2,646,667.14	178,952,554.94
LIABILITIES			
200000	FICA TAXES PAYABLE	623.30	-246,659.13
200100	MEDICARE	145.98	-57,686.63
200200	WITHHOLDING PAYABLE	-75.45	-168,174.93
200300	RETIREMENT PAYABLE	1,164,235.86	-377,108.37
200400	HEALTH INSURANCE PAYABLE	2,292.75	-397,969.69
200500	UNEMPLOYMENT PAYABLE	4,981.41	-1,685.73
200700	WORKERS COMP PAYABLE	617.01	-62,054.59
200900	PAYABLE TO UNITED WAY	22.85	-996.50
201000	DEFERRED COMP PAYABLE	-100.00	-9,102.30
201100	PARKING WITHHELD	109.50	-2,824.50
201200	DENTAL INSURANCE PAYABLE	166.07	-24,408.87
201401	SUPPLEMENTAL LIFE & AD&D	173.67	-17,300.50
201600	CHILD SUPPORT PAYABLE	-164.27	-10,577.39
201700	GARNISHMENTS PAYABLE	.00	-466.15
201800	CHILD SUPPORT PAYABLE	.00	-765.27
202500	FSA-MEDICAL PAYABLE	-229.64	-39,379.77
202600	FSA-CHILD CARE PAYABLE	192.30	-884.58
202900	VISION PAYABLE	42.23	-4,406.74
204100	LEOSE-CONSTABLE 1	.00	-7,819.85
204200	LEOSE-CONSTABLE 2	.00	-4,864.20

04/09/2021 11:09
RScott

Lubbock County
CONSOLIDATED BALANCE SHEET FOR 2021 6

P 3
gibalsht

OBJ	OBJ DESCRIPTION	NET CHANGE FOR PERIOD	ACCOUNT BALANCE
LIABILITIES			
204300	LEOSE-CONSTABLE 3	.00	-3,451.52
204400	LEOSE-CONSTABLE 4	.00	-7,754.01
210000	ACCOUNTS PAYABLE	132,327.15	-1,498,305.84
210100	ACCOUNTS PAYABLE PENDING	773,341.64	-630,732.47
210200	RETAINAGE PAYABLE	.00	-147,839.87
210600	PURCHASING CARD LIABILITY	6,281.47	6,281.47
220110	JP PREC 1 DUE TO OTHERS	-2,752.85	-15,997.95
220210	JP PREC 2 DUE TO OTHERS	7,929.61	-422,129.07
220300	JP PREC 3 DUE TO OTHERS	497.00	-46,182.68
220430	JP PREC 4 DUE TO OTHERS	-2,476.78	-107,732.08
221110	DUE TO COLLECTION AGENCY	-238.45	-677.61
221200	DUE TO CHILD PASS SAFETY SEAT	-.49	-1.27
223100	DUE TO (CVC) COMP TO VICTIMS	-122.80	-168.45
223200	DUE TO CJC	-10.30	-13.48
223300	DUE TO LEOA	-.58	-.73
223400	DUE TO JCPT	-5.71	-11.13
223600	DUE TO JPD	-255.00	-284.00
223800	DUE TO ARREST FEE-STATE	-1,581.68	-3,181.14
223900	DUE TO LEMI	-.19	-.26
224000	DUE TO CRIME STOPPERS	-.76	-1.08
225100	DUE TO FLSI (INDIGENTS)	-8,065.26	-20,757.77
225200	DUE TO FA (FUGITIVE APPR)	-42.17	-58.90
225300	DUE TO CCC (CONS CRT COST)	-342.97	-436.08
225400	DUE TO JCD (JUV CR DELIQ)	-1.55	-2.35
225500	DUE TO TP (TIME PAYMENT)	-2,056.66	-3,751.25
225600	CMI FEE	-.26	-.85
225700	CMIT FINE	-119.85	-580.75
225800	STF	-12,360.89	-31,941.50
225900	NONDISCLOSURE FEE	-298.00	-354.00
226000	SEXUAL ASSAULT	-349.00	-760.00
226100	NEW CCC	-12,043.66	-20,750.12
226200	EMS TRAUMA FUND	-1,126.10	-2,648.48
226300	FAILURE TO APPEAR- FTA-STATE	-2,731.18	-4,577.51
226400	OMNIBASE PROGRAM	-1,300.79	-2,233.22
226600	DUE TO COMP (BIRTH CERT FEE)	-7.20	-10.80
226700	DUE TO COMP (MARRIAGE LICENSE)	-3,702.50	-6,940.00
226800	DUE TO COMP (JSAL FUND)	-3,050.82	-10,350.58
227000	JURY REIMBURSEMENT FEE	-858.02	-1,477.98
227100	JUDICIAL SUPPORT PMT-CIVIL	-22,407.74	-52,206.60
227200	JUDICIAL SUPPORT PMT-CRIMINAL	-1,332.36	-2,282.32
227300	E-FILING FEE-CRIMINAL	-123.82	-219.84
227400	E-FILING FEE-CIVIL	-21,843.26	-53,475.34
227500	UNCLAIMED FUNDS-ESCHEAT	-19.80	-340,334.32
227700	UNCLAIMED FUNDS	.00	-52,911.47
227800	BAIL BOND BOARD	.00	-9,722.95
227900	COUNTY JUDGE SUPP-JUDICIAL-SPE	-3,840.00	-11,680.00
228000	INMATE BENEFITS-REFUSED CKS	.00	-395.58
228100	DUE TO DRUG COURT FEE	-1,109.58	-1,690.27

04/09/2021 11:09
RScott

Lubbock County
CONSOLIDATED BALANCE SHEET FOR 2021 6

P 4
gibalsht

OBJ	OBJ DESCRIPTION	NET CHANGE FOR PERIOD	ACCOUNT BALANCE
LIABILITIES			
228110	INDIGENT DEFENSE FEE	-415.52	-716.11
228200	DNA TESTING FEE	-3.30	-10.02
228400	CIVIL JUSTICE FEE	-6.09	-11.23
228500	JUD/CRT PERSONNEL TRAINING FEE	-5,576.96	-14,316.43
228600	7TH COA JUDICIAL SUPPORT FEE	1,833.55	-1,726.57
228700	DNA TESTING (CS) FEE	-136.98	-136.98
228900	TX HOME VISITING FEE	-60.00	-120.00
229000	TRUANCY PREVENTION & DIVERSION	-321.15	-547.55
229100	CSCD ATTORNEY FEES	-12.26	-60.13
229200	CSCD COURT COST	139.23	-42.74
229300	CSCD FINES	391.03	-82.13
229400	CSCD-DPS FEES	505.72	-3,242.00
229500	DUE TO CCC LOCAL	-4,809.00	-12,349.15
229503	Due To CCC Local MISD	-2,673.68	-5,875.29
229523	Due To CCC Local Felony	-6,085.46	-10,052.03
229533	Due To CCC Local MISD	-593.44	-939.67
229600	DUE TO CCC STATE	-35,932.47	-80,571.62
229900	FAMILY VIOLENCE FINE	-269.19	-402.96
241100	DUE TO GENERAL FUND	.00	-50.00
241101	DUE TO GENERAL	.00	-647.00
241110	ADVANCE FROM GENERAL FUND	.00	-50.00
260510	EXTRADITION BONDS	-777.50	-94,737.54
271400	NET DELINQUENCY TAX RECVD	.00	-87,241.05
271520	PAVING ESCROW	.00	-29,650.91
271600	SUB DIVISION PAVING ESCRO	.00	-52,264.48
279900	FINES, FEES, COURT COST PAY	.00	-660,935.30
280300	UNDISTRIBUTED INTEREST	-8,465.68	-8,465.68
	TOTAL LIABILITIES	1,923,562.26	-6,011,114.26
FUND BALANCE			
360000	UNRESERVED UNDESIGNATED	.00	-99,330,758.97
360001	EXPENDITURES	10,631,954.84	86,602,136.14
360002	REVENUES	-9,908,849.96	-159,337,817.85
360100	RESERVE-INS DEDUCTIBLE	.00	-875,000.00
360202	ENCUMBRANCES	2,468,766.59	26,167,110.46
360203	FB CURRENT ENCUMBRANCES	-2,468,766.59	-26,167,110.46
360300	BUDGET FUND BAL UNRESERVED	5,027,750.00	5,027,750.00
360301	APPROPRIATIONS	-5,027,750.00	-254,752,862.00
360302	BUDGETED REVENUES	.00	249,725,112.00
	TOTAL FUND BALANCE	723,104.88	-172,941,440.68
	TOTAL LIABILITIES + FUND BALANCE	2,646,667.14	-178,952,554.94

** END OF REPORT - Generated by Scott, Rhonda **

Lubbock County, Texas
City Bank-Bank Balance Report
March 2021

Account Name	Beginning Balance	Increase/ (Decrease)	Ending Balance
A INSURANCE CLEARING	\$9,114.86	\$1,698.61	\$10,813.47
A JURY	\$3,858.00	\$1,666.00	\$5,524.00
A LC FSA Account	\$30,447.96	\$3,658.25	\$34,106.21
A PAYROLL	\$3,083.50	\$9,296.83	\$12,380.33
A POOLED CASH	\$21,771,710.70	(\$19,921,631.19)	\$1,850,079.51
A TREASURER FED TAX	\$5,000.00	\$515,292.27	\$520,292.27
A WORKERS COMP	\$6,989.83	\$761.72	\$7,751.55
BAIL BOND	\$347,258.58	\$30,000.00	\$377,258.58
BB SPECIAL ACCOUNT	\$15,390.00	\$10,365.00	\$25,755.00
CASH BOND	\$182,775.00	(\$10,950.00)	\$171,825.00
CC CREDIT CARD ACCOUNT	\$0.00	\$0.00	\$0.00
CC E FILE ACCOUNT	\$0.00	\$0.00	\$0.00
CC GENERAL	\$134,422.47	\$23,596.42	\$158,018.89
CC REGISTRY FUND	\$2,866,779.47	\$1,635,577.24	\$4,502,356.71
CDA BUSINESS CRIMES	\$72,971.28	(\$836.51)	\$72,134.77
CDA COMPTROLLER	\$9,043.95	(\$2,559.84)	\$6,484.11
CDA DPS FORFEITURE	\$12,976.86	\$25.61	\$13,002.47
CDA FORFEITED	\$131,517.53	\$6,800.57	\$138,318.10
CDA JAG12	\$0.00	\$0.00	\$0.00
CDA JAG13	\$94,107.51	\$5.52	\$94,113.03
CDA JAG14	\$70,055.40	(\$11,033.36)	\$59,022.04
CDA JAG15	\$0.00	\$0.00	\$0.00
CDA RESTITUTION	\$26,077.05	(\$559.98)	\$25,517.07
CDA SEIZURE	\$284,480.87	(\$25,336.00)	\$259,144.87
CDA TRUST FUND	\$156,916.10	(\$3,989.60)	\$152,926.50
CRTC COMMISSARY	\$1,386.01	\$452.06	\$1,838.07
CRTC REVENUE FUND	\$40.95	\$197.91	\$238.86
CRTC TRUST FUND	\$1,514.57	(\$482.78)	\$1,031.79
CSCD CREDIT CARD	\$87,656.35	\$71,314.18	\$158,970.53
CSCD Health	\$13.40	\$13,205.92	\$13,219.32
CSCD OPERATING	\$131,981.10	(\$9,613.94)	\$122,367.16
DC CREDIT CARD ACCT	\$0.00	\$0.00	\$0.00
DC CUSTODIAL	\$3,654,259.25	(\$447,306.17)	\$3,206,953.08
DC E FILE ACCOUNT	\$0.00	\$0.00	\$0.00
DC GENERAL	\$397,285.95	\$38,661.86	\$435,947.81
DIST CT ONLINE ACCESS	\$1,670.00	\$1,940.00	\$3,610.00
DRC CHECKING	\$3,398.75	\$1,517.50	\$4,916.25
HOST COURT	\$4,083.75	\$0.00	\$4,083.75
JP 1	\$10,436.85	(\$2,356.85)	\$8,080.00
JP 1 CREDIT CARD	\$22,491.00	\$8,084.65	\$30,575.65
JP 1 E File Account	\$0.00	\$0.00	\$0.00
JP 2	\$20,151.30	\$8,397.17	\$28,548.47
JP 2 CREDIT CARD	\$8,330.10	\$6,673.15	\$15,003.25
JP 2 E File Account	\$0.00	\$0.00	\$0.00
JP 3	\$13,964.50	\$237.40	\$14,201.90
JP 3 CREDIT CARD	\$10,285.00	\$1,666.20	\$11,951.20
JP 3 E File Account	\$0.00	\$0.00	\$0.00
JP 4	\$12,122.80	(\$3,326.80)	\$8,796.00
JP 4 CREDIT CARD	\$14,275.00	\$20,498.10	\$34,773.10
JP 4 E File Account	\$0.00	\$0.00	\$0.00
JPO FEE ACCOUNT	\$485.00	\$494.00	\$979.00
LC VENUE PROJECT FUND	\$3,686,576.85	(\$400,413.65)	\$3,286,163.20
MEDICAL EXAMINER	\$2,592.70	\$20.00	\$2,612.70
RK TAC	\$782.55	(\$262.53)	\$520.02
RK TAC BEER AND LIQU	\$4,240.00	\$6,541.50	\$10,781.50
RK TAC CERT OF TITLE	\$76,950.62	\$32,712.03	\$109,662.65
RK TAC CHARGE CARD	\$49,575.62	\$13,300.68	\$62,876.30
RK TAC CHECK CLEARIN	\$240,953.56	\$314,994.32	\$555,947.88
RK TAC EFT ACCOUNT	\$6,625.15	\$9,785.37	\$16,410.52
RK TAC MOTOR VEHICLE	\$1,676,244.83	\$573,926.36	\$2,250,171.19
RK TAC OMNIBUS	\$613,649.39	\$191,030.24	\$804,679.63
SHERIFF'S RECOVERED FUNDS	\$10,000.00	\$0.00	\$10,000.00
SO FORFEITED	\$344,433.24	\$1,491.06	\$345,924.30
SO INMATE	\$356,748.49	\$119,115.60	\$475,864.09
SO SEIZED FUNDS	\$309,198.33	\$595.00	\$309,793.33
SO SHERIFF	\$26,923.93	\$32,468.20	\$59,392.13
SPATTF FEDERAL ACCT	\$5,265.95	\$0.31	\$5,266.26
SPATTF PROGRAM INCOM	\$35,957.22	\$2,807.18	\$38,764.40
	\$38,077,526.98	(\$17,129,787.21)	\$20,947,739.77

Revenue Summaries Report

For Fiscal: 2020-2021 Period Ending 03/31/21

Account Summary

04/09/2021 11:14
RScott

Lubbock County
REVENUE SUMMARIES REPORT
ACCOUNT SUMMARY MARCH 2021

P 1
glytdbud

FOR 2021 04

	ORIGINAL ESTIM REV	REVISED EST REV	ACTUAL YTD REVENUE	ACTUAL MTD REVENUE	REMAINING REVENUE	PCT COLL
011 GENERAL FUND						
40 Tax Collections						
011 400100 CURRENT AD VALOREM TAXE	64,166,910.00	64,166,910.00	41,845,399.09	15,273,524.49	22,321,510.91	65.2%*
011 400400 PEN & INT - CURRENT LEV	263,084.00	263,084.00	.00	.00	263,084.00	.0%*
011 400500 DELIQ TAXES - PRIOR YEA	391,418.00	391,418.00	115,611.44	32,718.92	275,806.56	29.5%*
011 400600 PEN & INT - PRIOR YEARS	198,917.00	198,917.00	55,750.49	17,097.71	143,166.51	28.0%*
011 401000 COUNTY SALES & USE TAX	28,090,886.00	28,090,886.00	4,398,752.11	2,163,046.23	23,692,133.89	15.7%*
TOTAL Tax Collections	93,111,215.00	93,111,215.00	46,415,513.13	17,486,387.35	46,695,701.87	49.8%
41 Licenses/Permits						
011 410100 COUNTY CLERK	63,424.00	63,424.00	16,693.80	3,617.70	46,730.20	26.3%*
011 410200 BEER & LIQUOR PERMITS	129,028.00	129,028.00	13,495.00	6,610.00	115,533.00	10.5%*
TOTAL Licenses/Permits	192,452.00	192,452.00	30,188.80	10,227.70	162,263.20	15.7%
42 Intergovernmental						
011 420120 CARES ACT COVID-19	.00	1,848,997.00	169,473.19	.00	1,679,523.81	9.2%*
011 420146 CORONA EMERGENCY SUPPLE	.00	.00	615.24	.00	-615.24	100.0%*
011 420168 EMERGENCY RENTAL ASSIST	.00	.00	1,562,384.20	1,562,384.20	-1,562,384.20	100.0%*
011 420210 STATE MIXED DRINK TAX	1,484,057.00	1,484,057.00	277,251.43	277,251.43	1,206,805.57	18.7%*
011 420320 EMERGENCY MGT GRANT	18,000.00	18,000.00	14,459.05	.00	3,540.95	80.3%*
011 420500 BINGO TAX PROCEEDS	119,410.00	119,410.00	52,457.12	52,457.12	66,952.88	43.9%*
011 420900 STATE - COUNTY COURTS	272,200.00	272,200.00	73,050.00	.00	199,150.00	26.8%*
011 421210 STRADUS A/G CHILD SUPPO	1,500.00	1,500.00	138.41	70.76	1,361.59	9.2%*
011 422020 INTER LOCAL AGREEMENT-C	200,000.00	200,000.00	.00	.00	200,000.00	.0%*
011 424600 REGIONAL PUBLIC DEFENDE	75,078.00	75,078.00	75,078.00	.00	.00	100.0%*
011 424800 GRANT ADMINISTRATION RE	2,500.00	2,500.00	532.59	.00	1,967.41	21.3%*
011 425000 INDIGENT DEFENSE GRANT	286,519.00	286,519.00	142,601.00	71,300.50	143,918.00	49.8%*
011 425100 INDIGENT ATTY MENTORING	.00	36,578.00	36,578.00	36,578.00	.00	100.0%*
TOTAL Intergovernmental	2,459,264.00	4,344,839.00	2,404,618.23	2,000,042.01	1,940,220.77	55.3%
43 Fees						
011 430200 COUNTY JUDGE	7,393.00	7,393.00	2,494.00	732.00	4,899.00	33.7%*

04/09/2021 11:14
RScott

Lubbock County
REVENUE SUMMARIES REPORT
ACCOUNT SUMMARY MARCH 2021

P 2
glytdbud

FOR 2021 04

	ORIGINAL ESTIM REV	REVISED EST REV	ACTUAL YTD REVENUE	ACTUAL MTD REVENUE	REMAINING REVENUE	PCT COLL
011 430300 COUNTY CLERK	1,406,364.00	1,406,364.00	540,511.79	152,337.25	865,852.21	38.4%*
011 430520 J.E.P.J. FEES	5,009.00	5,009.00	1,830.00	550.00	3,179.00	36.5%*
011 430600 VRED - TAPE	365.00	365.00	34.19	1.09	330.81	9.4%*
011 430700 TRAFFIC	8,882.00	8,882.00	2,083.14	664.23	6,798.86	23.5%*
011 430800 CHILD SAFETY - CS	2,478.00	2,478.00	135.93	102.73	2,342.07	5.5%*
011 431000 TAX ASSESSOR/COLLECTOR	37,640.00	37,640.00	14,535.00	3,040.00	23,105.00	38.6%*
011 431500 INDIGENT DEFENSE FEE	1,581.00	1,581.00	41.61	.00	1,539.39	2.6%*
011 431600 JURY FEE COUNTY	.00	.00	185.34	.00	-185.34	100.0%*
011 432200 PASSPORT FEE - DIST CLE	52,826.00	52,826.00	.00	.00	52,826.00	.0%*
011 432300 DISTRICT CLERK FEES	506,761.00	506,761.00	143,968.31	23,275.84	362,792.69	28.4%*
011 432500 PROSECUTOR'S FEES	.00	.00	912.85	.00	-912.85	100.0%*
011 433100 JP PRECINCT 1	58,020.00	58,020.00	12,423.48	3,453.39	45,596.52	21.4%*
011 433200 JP PRECINCT 2	42,108.00	42,108.00	12,629.25	3,986.26	29,478.75	30.0%*
011 433300 JP PRECINCT 3	49,957.00	49,957.00	15,304.81	5,058.40	34,652.19	30.6%*
011 433400 JP PRECINCT 4	32,052.00	32,052.00	6,684.02	1,906.05	25,367.98	20.9%*
011 434000 DISTRICT ATTORNEY	28,851.00	28,851.00	373.19	95.90	28,477.81	1.3%*
011 434500 MEDICAL EXAMINER	270.00	270.00	.00	.00	270.00	.0%*
011 434600 SHERIFF	548,981.00	548,981.00	201,491.26	24,708.28	347,489.74	36.7%*
011 434800 CONSTABLES	409,553.00	409,553.00	117,836.62	34,278.62	291,716.38	28.8%*
011 435000 DEFENSIVE DRIVING FEE	6,796.00	6,796.00	1,676.85	502.78	5,119.15	24.7%*
011 435100 SS FEE-INMATE	27,359.00	27,359.00	5,000.00	1,800.00	22,359.00	18.3%*
011 435200 ISSUED WARRANT EXECUTIO	48,104.00	48,104.00	10,058.96	3,184.81	38,045.04	20.9%*
011 435300 ARREST FEES - COUNTY	4,790.00	4,790.00	2,861.79	996.89	1,928.21	59.7%*
011 435410 FAMILY PROTECTION FEE	6,507.00	6,507.00	1,547.10	420.00	4,959.90	23.8%*
011 436100 CMI FINE COMMISSION	.00	.00	.06	.00	-.06	100.0%*
011 437400 VITAL STATISTICS PRESER	4,623.00	4,623.00	1,395.00	399.00	3,228.00	30.2%*
TOTAL Fees	3,297,270.00	3,297,270.00	1,096,014.55	261,493.52	2,201,255.45	33.2%

44 Commissions

011 440100 MOTOR VEHICLE SALES TAX	3,206,821.00	3,206,821.00	.00	.00	3,206,821.00	.0%*
011 440200 CERTIFICATE OF TITLE CO	411,213.00	411,213.00	89,970.00	30,220.00	321,243.00	21.9%*
011 440300 MOTOR VEHICLE COMMISSIO	824,952.00	824,952.00	494,055.30	396,861.45	330,896.70	59.9%*
011 440500 (CVC) COMP TO VICTIMS O	146.00	146.00	30.58	.00	115.42	20.9%*
011 440600 LEOA COMMISSION	.00	.00	.24	.00	-.24	100.0%*
011 440800 BEER & LIQUOR COMMISSIO	2,629.00	2,629.00	318.00	163.00	2,311.00	12.1%*
011 441100 CJC COMMISSION	.00	.00	3.29	.00	-3.29	100.0%*
011 441200 JCPT COMMISSION	.00	.00	1.31	.00	-1.31	100.0%*
011 441400 JPD COMM	.00	.00	43.19	.00	-43.19	100.0%*
011 441600 ARREST FEES - COMM	20,174.00	20,174.00	1,698.37	.00	18,475.63	8.4%*
011 441700 LEMI COMMISSION	.00	.00	.12	.00	-.12	100.0%*

04/09/2021 11:14
RScott

Lubbock County
REVENUE SUMMARIES REPORT
ACCOUNT SUMMARY MARCH 2021

P 3
glytdbud

FOR 2021 04

	ORIGINAL ESTIM REV	REVISED EST REV	ACTUAL YTD REVENUE	ACTUAL MTD REVENUE	REMAINING REVENUE	PCT COLL
011 441800 CRIMESTOPPERS-COMM	.00	.00	.28	.00	-.28	100.0%*
011 442200 DNA TESTING FEE	.00	.00	5.06	.00	-5.06	100.0%*
011 442400 SEPTIC INSPECTION	60,233.00	60,233.00	31,580.00	6,450.00	28,653.00	52.4%*
011 442500 FLSI COMM	4,469.00	4,469.00	956.67	.00	3,512.33	21.4%*
011 442600 FA COMM	127.00	127.00	6.32	.00	120.68	5.0%*
011 442700 CCC COMM	615.00	615.00	35.89	.00	579.11	5.8%*
011 442800 JCD COMM	.00	.00	.24	.00	-.24	100.0%*
011 442900 TP COMM (40%)	20,296.00	20,296.00	666.99	.00	19,629.01	3.3%*
011 443000 JE COMM (10%)	19,056.00	19,056.00	1,000.48	.00	18,055.52	5.3%*
011 443500 NEW CCC COMM	42,340.00	42,340.00	1,623.47	.00	40,716.53	3.8%*
011 443600 EMS TRAUMA FUND COMM	5,380.00	5,380.00	233.06	.00	5,146.94	4.3%*
011 444000 STF COMM	4,529.00	4,529.00	57.37	.00	4,471.63	1.3%*
011 444100 STF COMM	.00	.00	872.75	.00	-872.75	100.0%*
011 444200 DNA (CS)	.00	.00	2.30	.00	-2.30	100.0%*
011 444300 CIVIL DATA JUSTICE FEE	.00	.00	.72	.00	-.72	100.0%*
011 444500 BAIL BOND FEE COMM	5,348.00	5,348.00	1,114.50	.00	4,233.50	20.8%*
011 444600 COMM DC JUDICIAL FUND	4,543.00	4,543.00	141.02	.00	4,401.98	3.1%*
011 444700 JURY REIMBURSEMENT FEE	3,123.00	3,123.00	89.57	.00	3,033.43	2.9%*
011 445000 TIME PAYMENT - COUNTY	.00	.00	4,180.91	1,363.03	-4,180.91	100.0%*
011 445400 CCC STATE COMM	.00	.00	5,967.07	.00	-5,967.07	100.0%*
TOTAL Commissions	4,635,994.00	4,635,994.00	634,655.07	435,057.48	4,001,338.93	13.7%
45 Charges for Services						
011 450200 JURY FEES	18,493.00	18,493.00	5,188.11	1,262.00	13,304.89	28.1%*
011 450400 BOARD BILLS - INMATE	2,243,146.00	2,243,146.00	456,750.00	156,000.00	1,786,396.00	20.4%*
011 452100 COURT REPORTER FEES	78,216.00	78,216.00	23,962.64	6,717.42	54,253.36	30.6%*
TOTAL Charges for Services	2,339,855.00	2,339,855.00	485,900.75	163,979.42	1,853,954.25	20.8%
46 Fines/Forfeitures						
011 460100 JP PRECINCT 1	214,907.00	214,907.00	50,446.59	18,588.88	164,460.41	23.5%*
011 460200 JP PRECINCT 2	59,000.00	59,000.00	23,853.16	6,966.27	35,146.84	40.4%*
011 460300 JP PRECINCT 3	60,843.00	60,843.00	19,502.44	5,214.70	41,340.56	32.1%*
011 460400 JP PRECINCT 4	184,976.00	184,976.00	37,053.80	11,956.07	147,922.20	20.0%*
011 460800 COUNTY COURT AT LAW 1	7,023.00	7,023.00	316.11	261.11	6,706.89	4.5%*
011 460900 COUNTY COURT AT LAW 2	9,727.00	9,727.00	2,753.04	682.83	6,973.96	28.3%*
011 461100 DISTRICT CLERK FINES	9,939.00	9,939.00	4,348.98	2,742.75	5,590.02	43.8%*

04/09/2021 11:14
RScott

Lubbock County
REVENUE SUMMARIES REPORT
ACCOUNT SUMMARY MARCH 2021

P 4
glytddbud

FOR 2021 04

	ORIGINAL ESTIM REV	REVISED EST REV	ACTUAL YTD REVENUE	ACTUAL MTD REVENUE	REMAINING REVENUE	PCT COLL
<u>011 461210 FORFEITURES</u>	157,790.00	157,790.00	13,412.50	2,387.50	144,377.50	8.5%*
TOTAL Fines/Forfeitures	704,205.00	704,205.00	151,686.62	48,800.11	552,518.38	21.5%
47 Interest						
<u>011 470000 INTEREST INCOME</u>	958,694.00	958,694.00	22,970.51	7,128.69	935,723.49	2.4%*
TOTAL Interest	958,694.00	958,694.00	22,970.51	7,128.69	935,723.49	2.4%
48 Other Revenue						
<u>011 480200 RENTALS-BUILDINGS</u>	431,893.00	431,893.00	134,631.48	42,116.16	297,261.52	31.2%*
<u>011 480300 PARKING LOTS</u>	75,650.00	75,650.00	17,409.00	4,490.50	58,241.00	23.0%*
<u>011 480510 DISPOSAL OF PROPERTY</u>	50,000.00	50,000.00	2,355.42	393.27	47,644.58	4.7%*
<u>011 480600 INSURANCE REIMBURSEMENT</u>	50,000.00	50,000.00	.00	.00	50,000.00	.0%*
<u>011 480700 JURY REIMBURSEMENTS FRO</u>	102,097.00	102,097.00	.00	.00	102,097.00	.0%*
<u>011 481100 REIMBURSEMENTS-TELETYPE</u>	1,592.00	1,592.00	336.00	38.00	1,256.00	21.1%*
<u>011 481300 REFUND - ATTORNEY FEES</u>	90,609.00	90,609.00	9,404.92	2,657.26	81,204.08	10.4%*
<u>011 481500 OTHER REFUNDS/REIMBURSE</u>	50,000.00	50,000.00	.00	.00	50,000.00	.0%*
<u>011 481710 PAY PHONE COMMISSION</u>	933,084.00	933,084.00	203,202.48	132,553.76	729,881.52	21.8%*
<u>011 482600 ELECTION REVENUES</u>	288.00	288.00	10.30	.00	277.70	3.6%*
<u>011 483000 INTEREST-LCAD</u>	11,179.00	11,179.00	6,311.52	5,459.12	4,867.48	56.5%*
<u>011 484200 REIMB-INMATE TRANSPORTA</u>	42,447.00	42,447.00	4,225.25	4,225.25	38,221.75	10.0%*
<u>011 489900 OTHER REVENUE</u>	500,000.00	500,000.00	75,884.79	29,910.52	424,115.21	15.2%*
TOTAL Other Revenue	2,338,839.00	2,338,839.00	453,771.16	221,843.84	1,885,067.84	19.4%
73 Draws						
<u>011 736100 DRAW FROM RESERVES</u>	5,298,175.00	5,298,175.00	.00	.00	5,298,175.00	.0%*
TOTAL Draws	5,298,175.00	5,298,175.00	.00	.00	5,298,175.00	.0%
TOTAL GENERAL FUND	115,335,963.00	117,221,538.00	51,695,318.82	20,634,960.12	65,526,219.18	44.1%
TOTAL REVENUES	115,335,963.00	117,221,538.00	51,695,318.82	20,634,960.12	65,526,219.18	

020 CONSOLIDATED ROAD AND BRIDGE

42 Intergovernmental

04/09/2021 11:14
RScott

Lubbock County
REVENUE SUMMARIES REPORT
ACCOUNT SUMMARY MARCH 2021

P 5
glytddb

FOR 2021 04

	ORIGINAL ESTIM REV	REVISED EST REV	ACTUAL YTD REVENUE	ACTUAL MTD REVENUE	REMAINING REVENUE	PCT COLL
<u>020 420100 GRANT REVENUE</u>	20,000.00	20,000.00	.00	.00	20,000.00	.0%*
<u>020 420408 STATE-LATERAL ROADS</u>	52,500.00	52,500.00	52,154.41	.00	345.59	99.3%*
<u>020 420700 AUTOMOBILE REGISTRATION</u>	360,000.00	360,000.00	.00	.00	360,000.00	.0%*
TOTAL Intergovernmental	432,500.00	432,500.00	52,154.41	.00	380,345.59	12.1%
45 Charges for Services						
<u>020 451800 SUBDIVISION PLAT FEE</u>	10,000.00	10,000.00	1,650.00	900.00	8,350.00	16.5%*
<u>020 452000 VEHICLE REG.- SPECIAL F</u>	2,600,000.00	2,600,000.00	698,170.00	201,020.00	1,901,830.00	26.9%*
<u>020 452200 GROSS WEIGHT FEE</u>	140,000.00	140,000.00	53,802.68	.00	86,197.32	38.4%*
TOTAL Charges for Services	2,750,000.00	2,750,000.00	753,622.68	201,920.00	1,996,377.32	27.4%
47 Interest						
<u>020 470000 INTEREST INCOME</u>	60,000.00	60,000.00	2,172.22	841.94	57,827.78	3.6%*
TOTAL Interest	60,000.00	60,000.00	2,172.22	841.94	57,827.78	3.6%
48 Other Revenue						
<u>020 480510 DISPOSAL OF PROPERTY</u>	362,500.00	362,500.00	2,500.00	.00	360,000.00	.7%*
<u>020 489900 OTHER REVENUE</u>	10,000.00	10,000.00	1,116.55	.00	8,883.45	11.2%*
TOTAL Other Revenue	372,500.00	372,500.00	3,616.55	.00	368,883.45	1.0%
73 Draws						
<u>020 736100 DRAW FROM RESERVES</u>	2,254,650.00	2,254,650.00	.00	.00	2,254,650.00	.0%*
TOTAL Draws	2,254,650.00	2,254,650.00	.00	.00	2,254,650.00	.0%
80 Transfers						
<u>020 801100 XFER FROM GENERAL FUND</u>	4,165,368.00	4,165,368.00	4,165,368.00	4,165,368.00	.00	100.0%*

04/09/2021 11:14
RScott

Lubbock County
REVENUE SUMMARIES REPORT
ACCOUNT SUMMARY MARCH 2021

P 6
glytddb

FOR 2021 04

	ORIGINAL ESTIM REV	REVISED EST REV	ACTUAL YTD REVENUE	ACTUAL MTD REVENUE	REMAINING REVENUE	PCT COLL
<u>020 803100 XFER FROM PREC. NO.1 PA</u>	100,000.00	100,000.00	100,000.00	100,000.00	.00	100.0%*
TOTAL Transfers	4,265,368.00	4,265,368.00	4,265,368.00	4,265,368.00	.00	100.0%
TOTAL CONSOLIDATED ROAD AND BR	10,135,018.00	10,135,018.00	5,076,933.86	4,468,129.94	5,058,084.14	50.1%
TOTAL REVENUES	10,135,018.00	10,135,018.00	5,076,933.86	4,468,129.94	5,058,084.14	
<u>031 PRECINCT 1 PARK</u>						
40 Tax Collections						
<u>031 400100 CURRENT AD VALOREM TAXE</u>	110,884.00	110,884.00	72,311.14	26,393.47	38,572.86	65.2%*
<u>031 400400 PEN & INT - CURRENT LEV</u>	455.00	455.00	.00	.00	455.00	.0%*
<u>031 400500 DELIQ TAXES - PRIOR YEA</u>	676.00	676.00	200.27	56.68	475.73	29.6%*
<u>031 400600 PEN & INT - PRIOR YEARS</u>	344.00	344.00	96.55	29.61	247.45	28.1%*
TOTAL Tax Collections	112,359.00	112,359.00	72,607.96	26,479.76	39,751.04	64.6%
47 Interest						
<u>031 470000 INTEREST INCOME</u>	8,000.00	8,000.00	409.53	82.44	7,590.47	5.1%*
TOTAL Interest	8,000.00	8,000.00	409.53	82.44	7,590.47	5.1%
48 Other Revenue						
<u>031 481600 CONTRIBUTIONS</u>	8,000.00	8,000.00	600.00	400.00	7,500.00	6.3%*
TOTAL Other Revenue	8,000.00	8,000.00	600.00	400.00	7,500.00	7.5%
73 Draws						
<u>031 736100 DRAW FROM RESERVES</u>	101,499.00	101,499.00	.00	.00	101,499.00	.0%*
TOTAL Draws	101,499.00	101,499.00	.00	.00	101,499.00	.0%

04/09/2021 11:14
RScott

Lubbock County
REVENUE SUMMARIES REPORT
ACCOUNT SUMMARY MARCH 2021

P 7
glytdbud

FOR 2021 04

	ORIGINAL ESTIM REV	REVISED EST REV	ACTUAL YTD REVENUE	ACTUAL MTD REVENUE	REMAINING REVENUE	PCT COLL
TOTAL PRECINCT 1 PARK	229,858.00	229,858.00	73,617.49	26,962.20	156,340.51	32.0%
TOTAL REVENUES	229,858.00	229,858.00	73,617.49	26,962.20	156,340.51	
032 SLATON/ROOSEVELT PARK						
40 Tax Collections						
<u>032 400100 CURRENT AD VALOREM TAXE</u>	110,884.00	110,884.00	72,311.14	26,393.47	38,572.86	65.2%*
<u>032 400400 PEN & INT - CURRENT LEV</u>	455.00	455.00	.00	.00	455.00	.0%*
<u>032 400500 DELIQ TAXES - PRIOR YEA</u>	676.00	676.00	200.27	56.68	475.73	29.6%*
<u>032 400600 PEN & INT - PRIOR YEARS</u>	344.00	344.00	96.55	29.61	247.45	28.1%*
TOTAL Tax Collections	112,359.00	112,359.00	72,607.96	26,479.76	39,751.04	64.6%
47 Interest						
<u>032 470000 INTEREST INCOME</u>	3,000.00	3,000.00	66.57	19.33	2,933.43	2.2%*
TOTAL Interest	3,000.00	3,000.00	66.57	19.33	2,933.43	2.2%
48 Other Revenue						
<u>032 481600 CONTRIBUTIONS</u>	8,000.00	8,000.00	400.00	200.00	7,600.00	5.0%*
TOTAL Other Revenue	8,000.00	8,000.00	400.00	200.00	7,600.00	5.0%
73 Draws						
<u>032 736100 DRAW FROM RESERVES</u>	106,443.00	106,443.00	.00	.00	106,443.00	.0%*
TOTAL Draws	106,443.00	106,443.00	.00	.00	106,443.00	.0%
TOTAL SLATON/ROOSEVELT PARK	229,802.00	229,802.00	73,074.53	26,699.09	156,727.47	31.8%
TOTAL REVENUES	229,802.00	229,802.00	73,074.53	26,699.09	156,727.47	

033 IDALOU/NEW DEAL PARK

40 Tax Collections

04/09/2021 11:14
RScott

Lubbock County
REVENUE SUMMARIES REPORT
ACCOUNT SUMMARY MARCH 2021

P 8
glytddb

FOR 2021 04

	ORIGINAL ESTIM REV	REVISED EST REV	ACTUAL YTD REVENUE	ACTUAL MTD REVENUE	REMAINING REVENUE	PCT COLL
<hr/>						
033 400100 CURRENT AD VALOREM TAXE	110,884.00	110,884.00	72,311.14	26,393.47	38,572.86	65.2%*
033 400400 PEN & INT - CURRENT LEV	455.00	455.00	.00	.00	455.00	.0%*
033 400500 DELIQ TAXES - PRIOR YEA	676.00	676.00	200.27	56.68	475.73	29.6%*
033 400600 PEN & INT - PRIOR YEARS	345.00	345.00	96.55	29.61	248.45	28.0%*
TOTAL Tax Collections	112,360.00	112,360.00	72,607.96	26,479.76	39,752.04	64.6%
 47 Interest						
<hr/>						
033 470000 INTEREST INCOME	5,000.00	5,000.00	168.83	40.89	4,831.17	3.4%*
TOTAL Interest	5,000.00	5,000.00	168.83	40.89	4,831.17	3.4%
 48 Other Revenue						
<hr/>						
033 481600 CONTRIBUTIONS	6,200.00	6,200.00	500.00	.00	5,700.00	8.1%*
TOTAL Other Revenue	6,200.00	6,200.00	500.00	.00	5,700.00	8.1%
TOTAL IDALOU/NEW DEAL PARK	123,560.00	123,560.00	73,276.79	26,520.65	50,283.21	59.3%
TOTAL REVENUES	123,560.00	123,560.00	73,276.79	26,520.65	50,283.21	
 034 SHALLOWATER PARK						
<hr/>						
40 Tax Collections						
<hr/>						
034 400100 CURRENT AD VALOREM TAXE	110,884.00	110,884.00	72,311.14	26,393.47	38,572.86	65.2%*
034 400400 PEN & INT - CURRENT LEV	455.00	455.00	.00	.00	455.00	.0%*
034 400500 DELIQ TAXES - PRIOR YEA	676.00	676.00	200.27	56.68	475.73	29.6%*
034 400600 PEN & INT - PRIOR YEARS	344.00	344.00	96.55	29.61	247.45	28.1%*
TOTAL Tax Collections	112,359.00	112,359.00	72,607.96	26,479.76	39,751.04	64.6%
 47 Interest						
<hr/>						
034 470000 INTEREST INCOME	5,000.00	5,000.00	179.60	43.80	4,820.40	3.6%*

04/09/2021 11:14
RScott

Lubbock County
REVENUE SUMMARIES REPORT
ACCOUNT SUMMARY MARCH 2021

P 9
glytdbud

FOR 2021 04

	ORIGINAL ESTIM REV	REVISED EST REV	ACTUAL YTD REVENUE	ACTUAL MTD REVENUE	REMAINING REVENUE	PCT COLL
TOTAL Interest	5,000.00	5,000.00	179.60	43.80	4,820.40	3.6%
<hr/> 48 Other Revenue						
<u>034 481600 CONTRIBUTIONS</u>	2,500.00	2,500.00	650.00	100.00	1,850.00	26.0%*
TOTAL Other Revenue	2,500.00	2,500.00	650.00	100.00	1,850.00	26.0%
<hr/> 73 Draws						
<u>034 736100 DRAW FROM RESERVES</u>	141,368.00	141,368.00	.00	.00	141,368.00	.0%*
TOTAL Draws	141,368.00	141,368.00	.00	.00	141,368.00	.0%
TOTAL SHALLOWATER PARK	261,227.00	261,227.00	73,437.56	26,623.56	187,789.44	28.1%
TOTAL REVENUES	261,227.00	261,227.00	73,437.56	26,623.56	187,789.44	
<hr/> 041 PERMANENT IMPROVEMENT						
<hr/> 40 Tax Collections						
<u>041 400100 CURRENT AD VALOREM TAXE</u>	2,217,684.00	2,217,684.00	1,446,226.29	527,871.00	771,457.71	65.2%*
<u>041 400400 PEN & INT - CURRENT LEV</u>	9,093.00	9,093.00	.00	.00	9,093.00	.0%*
<u>041 400500 DELIQ TAXES - PRIOR YEA</u>	13,528.00	13,528.00	4,005.26	1,133.52	9,522.74	29.6%*
<u>041 400600 PEN & INT - PRIOR YEARS</u>	6,875.00	6,875.00	1,931.39	592.33	4,943.61	28.1%*
TOTAL Tax Collections	2,247,180.00	2,247,180.00	1,452,162.94	529,596.85	795,017.06	64.6%
<hr/> 47 Interest						
<u>041 470000 INTEREST INCOME</u>	50,000.00	50,000.00	1,816.91	698.73	48,183.09	3.6%*
TOTAL Interest	50,000.00	50,000.00	1,816.91	698.73	48,183.09	3.6%
<hr/> 48 Other Revenue						
<u>041 483500 CRTC LEASE</u>	483,732.00	483,732.00	161,244.00	40,311.00	322,488.00	33.3%*

04/09/2021 11:14
RScott

Lubbock County
REVENUE SUMMARIES REPORT
ACCOUNT SUMMARY MARCH 2021

P 10
glytdbud

FOR 2021 04

	ORIGINAL ESTIM REV	REVISED EST REV	ACTUAL YTD REVENUE	ACTUAL MTD REVENUE	REMAINING REVENUE	PCT COLL
TOTAL Other Revenue	483,732.00	483,732.00	161,244.00	40,311.00	322,488.00	33.3%
73 Draws						
041 736100 DRAW FROM RESERVES	716,733.00	716,733.00	.00	.00	716,733.00	.0%*
TOTAL Draws	716,733.00	716,733.00	.00	.00	716,733.00	.0%
80 Transfers						
041 801100 XFER FROM GENERAL FUND	2,068,943.00	2,068,943.00	2,068,943.00	2,068,943.00	.00	100.0%*
TOTAL Transfers	2,068,943.00	2,068,943.00	2,068,943.00	2,068,943.00	.00	100.0%
TOTAL PERMANENT IMPROVEMENT	5,566,588.00	5,566,588.00	3,684,166.85	2,639,549.58	1,882,421.15	66.2%
TOTAL REVENUES	5,566,588.00	5,566,588.00	3,684,166.85	2,639,549.58	1,882,421.15	
043 LCETRZ NO1 TAX INCREMENT FUND						
47 Interest						
043 470000 INTEREST INCOME	3,000.00	3,000.00	386.59	95.89	2,613.41	12.9%*
TOTAL Interest	3,000.00	3,000.00	386.59	95.89	2,613.41	12.9%
73 Draws						
043 736100 DRAW FROM RESERVES	554,290.00	554,290.00	.00	.00	554,290.00	.0%*
TOTAL Draws	554,290.00	554,290.00	.00	.00	554,290.00	.0%
80 Transfers						
043 801100 XFER FROM GENERAL FUND	145,800.00	166,812.00	166,811.13	.00	.87	100.0%*

04/09/2021 11:14
RScott

Lubbock County
REVENUE SUMMARIES REPORT
ACCOUNT SUMMARY MARCH 2021

P 11
glytdbud

FOR 2021 04

	ORIGINAL ESTIM REV	REVISED EST REV	ACTUAL YTD REVENUE	ACTUAL MTD REVENUE	REMAINING REVENUE	PCT COLL
TOTAL Transfers	145,800.00	166,812.00	166,811.13	.00	.87	100.0%
TOTAL LCETRZ NOI TAX INCREMENT	703,090.00	724,102.00	167,197.72	95.89	556,904.28	23.1%
TOTAL REVENUES	703,090.00	724,102.00	167,197.72	95.89	556,904.28	
<u>046 TJJD (P) JJAEP GRANT</u>						
42 Intergovernmental						
046 420390 TJPC-P JJAEP GRANT REVE	80,000.00	80,000.00	17,582.50	1,860.00	62,417.50	22.0%*
TOTAL Intergovernmental	80,000.00	80,000.00	17,582.50	1,860.00	62,417.50	22.0%
TOTAL TJJD (P) JJAEP GRANT	80,000.00	80,000.00	17,582.50	1,860.00	62,417.50	22.0%
TOTAL REVENUES	80,000.00	80,000.00	17,582.50	1,860.00	62,417.50	
<u>047 TJJD (R) REG DIVERSION GRANT</u>						
42 Intergovernmental						
047 420170 TJJD (R) GRANT REVENUE	15,628.00	15,628.00	12,793.98	.00	2,834.02	81.9%*
TOTAL Intergovernmental	15,628.00	15,628.00	12,793.98	.00	2,834.02	81.9%
TOTAL TJJD (R) REG DIVERSION G	15,628.00	15,628.00	12,793.98	.00	2,834.02	81.9%
TOTAL REVENUES	15,628.00	15,628.00	12,793.98	.00	2,834.02	
<u>050 JUVENILE STAR PROGRAM</u>						
42 Intergovernmental						
050 424000 STAR PROGRAM-JUVENILE	425,000.00	425,000.00	425,000.00	425,000.00	.00	100.0%*
TOTAL Intergovernmental	425,000.00	425,000.00	425,000.00	425,000.00	.00	100.0%
<u>48 Other Revenue</u>						

04/09/2021 11:14
RScott

Lubbock County
REVENUE SUMMARIES REPORT
ACCOUNT SUMMARY MARCH 2021

P 12
glytdbud

FOR 2021 04

	ORIGINAL ESTIM REV	REVISED EST REV	ACTUAL YTD REVENUE	ACTUAL MTD REVENUE	REMAINING REVENUE	PCT COLL
<u>050 489900 OTHER REVENUE</u>	1,895.00	1,895.00	.00	.00	1,895.00	.0%*
TOTAL Other Revenue	1,895.00	1,895.00	.00	.00	1,895.00	.0%
80 Transfers						
<u>050 805100 XFER FROM LCJJC</u>	175,000.00	175,000.00	175,000.00	175,000.00	.00	100.0%*
TOTAL Transfers	175,000.00	175,000.00	175,000.00	175,000.00	.00	100.0%
TOTAL JUVENILE STAR PROGRAM	601,895.00	601,895.00	600,000.00	600,000.00	1,895.00	99.7%
TOTAL REVENUES	601,895.00	601,895.00	600,000.00	600,000.00	1,895.00	
051 JUVENILE PROBATION						
45 Charges for Services						
<u>051 451900 JUVENILE PROBATION FEES</u>	5,000.00	5,000.00	1,491.00	483.00	3,509.00	29.8%*
TOTAL Charges for Services	5,000.00	5,000.00	1,491.00	483.00	3,509.00	29.8%
47 Interest						
<u>051 470000 INTEREST INCOME</u>	75,000.00	75,000.00	3,872.18	798.80	71,127.82	5.2%*
TOTAL Interest	75,000.00	75,000.00	3,872.18	798.80	71,127.82	5.2%
48 Other Revenue						
<u>051 489900 OTHER REVENUE</u>	2,000.00	2,000.00	218.74	218.74	1,781.26	10.9%*
TOTAL Other Revenue	2,000.00	2,000.00	218.74	218.74	1,781.26	10.9%
73 Draws						
<u>051 736100 DRAW FROM RESERVES</u>	2,970,425.00	2,970,425.00	.00	.00	2,970,425.00	.0%*

04/09/2021 11:14
RScott

Lubbock County
REVENUE SUMMARIES REPORT
ACCOUNT SUMMARY MARCH 2021

P 13
glytdbud

FOR 2021 04

	ORIGINAL ESTIM REV	REVISED EST REV	ACTUAL YTD REVENUE	ACTUAL MTD REVENUE	REMAINING REVENUE	PCT COLL
TOTAL Draws	2,970,425.00	2,970,425.00	.00	.00	2,970,425.00	.0%
<u>80 Transfers</u>						
051 801100 XFER FROM GENERAL FUND	4,216,154.00	4,216,154.00	1,405,384.72	351,346.16	2,810,769.28	33.3%*
TOTAL Transfers	4,216,154.00	4,216,154.00	1,405,384.72	351,346.16	2,810,769.28	33.3%
TOTAL JUVENILE PROBATION	7,268,579.00	7,268,579.00	1,410,966.64	352,846.70	5,857,612.36	19.4%
TOTAL REVENUES	7,268,579.00	7,268,579.00	1,410,966.64	352,846.70	5,857,612.36	
<u>054 TJJD (A) JUV PROB COMM GRANT</u>						
<u>42 Intergovernmental</u>						
054 421500 TJPC-A STATE AID	1,649,081.00	1,649,081.00	740,011.32	137,424.00	909,069.68	44.9%*
TOTAL Intergovernmental	1,649,081.00	1,649,081.00	740,011.32	137,424.00	909,069.68	44.9%
<u>80 Transfers</u>						
054 805100 XFER FROM LCJJC	411,254.00	411,254.00	.00	.00	411,254.00	.0%*
TOTAL Transfers	411,254.00	411,254.00	.00	.00	411,254.00	.0%
TOTAL TJJD (A) JUV PROB COMM G	2,060,335.00	2,060,335.00	740,011.32	137,424.00	1,320,323.68	35.9%
TOTAL REVENUES	2,060,335.00	2,060,335.00	740,011.32	137,424.00	1,320,323.68	
<u>055 JUVENILE DETENTION</u>						
<u>45 Charges for Services</u>						
055 451300 CONTRACTSERV-OTHER COUN	500,000.00	500,000.00	210,695.00	48,235.00	289,305.00	42.1%*

04/09/2021 11:14
RScott

Lubbock County
REVENUE SUMMARIES REPORT
ACCOUNT SUMMARY MARCH 2021

P 14
glytdbud

FOR 2021 04

	ORIGINAL ESTIM REV	REVISED EST REV	ACTUAL YTD REVENUE	ACTUAL MTD REVENUE	REMAINING REVENUE	PCT COLL
TOTAL Charges for Services	500,000.00	500,000.00	210,695.00	48,235.00	289,305.00	42.1%
<u>80 Transfers</u>						
055 805100 XFER FROM LCJJC	4,004,336.00	4,004,336.00	429,555.62	.00	3,574,780.38	10.7%*
TOTAL Transfers	4,004,336.00	4,004,336.00	429,555.62	.00	3,574,780.38	10.7%
TOTAL JUVENILE DETENTION	4,504,336.00	4,504,336.00	640,250.62	48,235.00	3,864,085.38	14.2%
TOTAL REVENUES	4,504,336.00	4,504,336.00	640,250.62	48,235.00	3,864,085.38	
<u>057 JUVENILE FOOD SERVICE</u>						
<u>42 Intergovernmental</u>						
057 426600 DHS SCHOOL MEAL PROGRAM	150,000.00	150,000.00	33,508.42	7,692.14	116,491.58	22.3%*
057 426700 DHS COMMODITIES PROGRAM	7,449.00	7,449.00	.00	.00	7,449.00	.0%*
TOTAL Intergovernmental	157,449.00	157,449.00	33,508.42	7,692.14	123,940.58	21.3%
<u>80 Transfers</u>						
057 805100 XFER FROM LCJJC	224,789.00	224,789.00	40,723.07	.00	184,065.93	18.1%*
TOTAL Transfers	224,789.00	224,789.00	40,723.07	.00	184,065.93	18.1%
TOTAL JUVENILE FOOD SERVICE	382,238.00	382,238.00	74,231.49	7,692.14	308,006.51	19.4%
TOTAL REVENUES	382,238.00	382,238.00	74,231.49	7,692.14	308,006.51	
<u>064 TJJD (E) TITLE IV E GRANT</u>						
<u>42 Intergovernmental</u>						
064 420380 TITLE IV-E TJPC (E)	98,000.00	98,000.00	16,032.23	3,084.67	81,967.77	16.4%*

04/09/2021 11:14
RScott

Lubbock County
REVENUE SUMMARIES REPORT
ACCOUNT SUMMARY MARCH 2021

P 15
glytdbud

FOR 2021 04

	ORIGINAL ESTIM REV	REVISED EST REV	ACTUAL YTD REVENUE	ACTUAL MTD REVENUE	REMAINING REVENUE	PCT COLL
<u>064 427030 TJJD GRANT REVENUE</u>	1,000.00	1,000.00	.00	.00	1,000.00	.0%*
TOTAL Intergovernmental	99,000.00	99,000.00	16,032.23	3,084.67	82,967.77	16.2%
<hr/> 80 Transfers						
<u>064 805100 XFER FROM LCJJC</u>	105,400.00	105,400.00	9,167.70	.00	96,232.30	8.7%*
TOTAL Transfers	105,400.00	105,400.00	9,167.70	.00	96,232.30	8.7%
TOTAL TJJD (E) TITLE IV E GRAN	204,400.00	204,400.00	25,199.93	3,084.67	179,200.07	12.3%
TOTAL REVENUES	204,400.00	204,400.00	25,199.93	3,084.67	179,200.07	
<hr/> 066 CJD RE ENTRY DRUG COURT GRANT						
<hr/> 42 Intergovernmental						
<u>066 420100 GRANT REVENUE</u>	40,953.00	40,953.00	9,928.55	.00	31,024.45	24.2%*
TOTAL Intergovernmental	40,953.00	40,953.00	9,928.55	.00	31,024.45	24.2%
TOTAL CJD RE ENTRY DRUG COURT	40,953.00	40,953.00	9,928.55	.00	31,024.45	24.2%
TOTAL REVENUES	40,953.00	40,953.00	9,928.55	.00	31,024.45	
<hr/> 067 CJD DWI COURT GRANT						
<hr/> 42 Intergovernmental						
<u>067 420100 GRANT REVENUE</u>	36,612.00	36,612.00	6,127.27	.00	30,484.73	16.7%*
TOTAL Intergovernmental	36,612.00	36,612.00	6,127.27	.00	30,484.73	16.7%
TOTAL CJD DWI COURT GRANT	36,612.00	36,612.00	6,127.27	.00	30,484.73	16.7%
TOTAL REVENUES	36,612.00	36,612.00	6,127.27	.00	30,484.73	

070 ON LINE ACCESS

43 Fees

04/09/2021 11:14
RScott

Lubbock County
REVENUE SUMMARIES REPORT
ACCOUNT SUMMARY MARCH 2021

P 16
glytdbud

FOR 2021 04

	ORIGINAL ESTIM REV	REVISED EST REV	ACTUAL YTD REVENUE	ACTUAL MTD REVENUE	REMAINING REVENUE	PCT COLL
<u>070 436910 ONLINE ACCESS FEE</u>	35,000.00	35,000.00	24,406.00	6,945.00	10,594.00	69.7%*
TOTAL Fees	35,000.00	35,000.00	24,406.00	6,945.00	10,594.00	69.7%
<u>47 Interest</u>						
<u>070 470000 INTEREST INCOME</u>	4,000.00	4,000.00	200.61	44.93	3,799.39	5.0%*
TOTAL Interest	4,000.00	4,000.00	200.61	44.93	3,799.39	5.0%
<u>73 Draws</u>						
<u>070 736100 DRAW FROM RESERVES</u>	146,000.00	146,000.00	.00	.00	146,000.00	.0%*
TOTAL Draws	146,000.00	146,000.00	.00	.00	146,000.00	.0%
TOTAL ON LINE ACCESS	185,000.00	185,000.00	24,606.61	6,989.93	160,393.39	13.3%
TOTAL REVENUES	185,000.00	185,000.00	24,606.61	6,989.93	160,393.39	
<u>072 CJD DRUG COURT GRANT</u>						
<u>42 Intergovernmental</u>						
<u>072 420100 GRANT REVENUE</u>	48,991.00	48,991.00	4,488.43	.00	44,502.57	9.2%*
TOTAL Intergovernmental	48,991.00	48,991.00	4,488.43	.00	44,502.57	9.2%
TOTAL CJD DRUG COURT GRANT	48,991.00	48,991.00	4,488.43	.00	44,502.57	9.2%
TOTAL REVENUES	48,991.00	48,991.00	4,488.43	.00	44,502.57	
<u>074 COUNTY DRUG COURT COURT COST</u>						
<u>43 Fees</u>						
<u>074 437000 DRUG COURT FEE</u>	18,520.00	18,520.00	3,659.52	.00	14,860.48	19.8%*

04/09/2021 11:14
RScott

Lubbock County
REVENUE SUMMARIES REPORT
ACCOUNT SUMMARY MARCH 2021

P 17
glytdbud

FOR 2021 04

	ORIGINAL ESTIM REV	REVISED EST REV	ACTUAL YTD REVENUE	ACTUAL MTD REVENUE	REMAINING REVENUE	PCT COLL
<u>074 437200 COUNTY SPECIALTY COURT</u>	18,520.00	18,520.00	.00	.00	18,520.00	.0%*
TOTAL Fees	37,040.00	37,040.00	3,659.52	.00	33,380.48	9.9%
<hr/> 47 Interest						
<u>074 470000 INTEREST INCOME</u>	1,700.00	1,700.00	148.42	32.31	1,551.58	8.7%*
TOTAL Interest	1,700.00	1,700.00	148.42	32.31	1,551.58	8.7%
TOTAL COUNTY DRUG COURT COURT	38,740.00	38,740.00	3,807.94	32.31	34,932.06	9.8%
TOTAL REVENUES	38,740.00	38,740.00	3,807.94	32.31	34,932.06	
<hr/> 075 DISPUTE RESOLUTION						
<hr/> 43 Fees						
<u>075 438000 ADR FEES</u>	250,500.00	250,500.00	75,009.46	21,634.79	175,490.54	29.9%*
<u>075 438100 ADMIN FEES</u>	25,000.00	25,000.00	11,560.00	1,845.00	13,440.00	46.2%*
<u>075 438210 MEDIATION FEES</u>	41,000.00	41,000.00	10,404.80	2,674.75	30,595.20	25.4%*
<u>075 438400 TRAINING FEES</u>	25,750.00	25,750.00	3,425.00	2,975.00	22,325.00	13.3%*
<u>075 438500 ADR FEE OTH COUNTY</u>	700.00	700.00	75.00	.00	625.00	10.7%*
TOTAL Fees	342,950.00	342,950.00	100,474.26	29,129.54	242,475.74	29.3%
<hr/> 47 Interest						
<u>075 470000 INTEREST INCOME</u>	.00	.00	-.18	.00	.18	100.0%
TOTAL Interest	.00	.00	-.18	.00	.18	100.0%
TOTAL DISPUTE RESOLUTION	342,950.00	342,950.00	100,474.08	29,129.54	242,475.92	29.3%
TOTAL REVENUES	342,950.00	342,950.00	100,474.08	29,129.54	242,475.92	
<hr/> 076 USDA AG MEDIATION GRANT						
<hr/> 42 Intergovernmental						
<u>076 422010 FSA-USDA GRANT REVENUE</u>	300,000.00	300,000.00	17,328.44	.00	282,671.56	5.8%*

04/09/2021 11:14
RScott

Lubbock County
REVENUE SUMMARIES REPORT
ACCOUNT SUMMARY MARCH 2021

P 18
glytdbud

FOR 2021 04

	ORIGINAL ESTIM REV	REVISED EST REV	ACTUAL YTD REVENUE	ACTUAL MTD REVENUE	REMAINING REVENUE	PCT COLL
TOTAL Intergovernmental	300,000.00	300,000.00	17,328.44	.00	282,671.56	5.8%
<u>43 Fees</u>						
076 438220 PROGRAM INCOME	1,500.00	1,500.00	131.25	.00	1,368.75	8.8%*
TOTAL Fees	1,500.00	1,500.00	131.25	.00	1,368.75	8.8%
<u>48 Other Revenue</u>						
076 480000 IN-KIND REVENUE	118,500.00	118,500.00	628.13	.00	117,871.87	.5%*
TOTAL Other Revenue	118,500.00	118,500.00	628.13	.00	117,871.87	.5%
<u>80 Transfers</u>						
076 807500 XFER FROM DISPUTE RESOL	.00	.00	6,798.35	.00	-6,798.35	100.0%*
TOTAL Transfers	.00	.00	6,798.35	.00	-6,798.35	100.0%
TOTAL USDA AG MEDIATION GRANT	420,000.00	420,000.00	24,886.17	.00	395,113.83	5.9%
TOTAL REVENUES	420,000.00	420,000.00	24,886.17	.00	395,113.83	
<u>077 DOMESTIC RELATIONS OFFICE</u>						
<u>43 Fees</u>						
077 438010 DRO FEES LUBBOCK COUNTY	23,000.00	23,000.00	5,860.99	1,489.98	17,139.01	25.5%*
077 438200 SERVICE FEES	43,000.00	43,000.00	12,908.75	3,762.75	30,091.25	30.0%*
077 438510 SUPERVISED VISITATION	13,000.00	13,000.00	3,620.00	940.00	9,380.00	27.8%*
077 438700 COMMUNITY SUPERVISION	120,000.00	120,000.00	40,401.12	9,772.65	79,598.88	33.7%*
TOTAL Fees	199,000.00	199,000.00	62,790.86	15,965.38	136,209.14	31.6%
<u>47 Interest</u>						
077 470000 INTEREST INCOME	.00	.00	1.36	.38	-1.36	100.0%*

04/09/2021 11:14
RScott

Lubbock County
REVENUE SUMMARIES REPORT
ACCOUNT SUMMARY MARCH 2021

P 19
glytddbud

FOR 2021 04

	ORIGINAL ESTIM REV	REVISED EST REV	ACTUAL YTD REVENUE	ACTUAL MTD REVENUE	REMAINING REVENUE	PCT COLL
TOTAL Interest	.00	.00	1.36	.38	-1.36	100.0%
TOTAL DOMESTIC RELATIONS OFFIC	199,000.00	199,000.00	62,792.22	15,965.76	136,207.78	31.6%
TOTAL REVENUES	199,000.00	199,000.00	62,792.22	15,965.76	136,207.78	
<u>079 VENUE HOT & STVR TAX</u>						
<u>40 Tax Collections</u>						
079 401200 HOT TAX	1,500,000.00	1,500,000.00	378,731.05	123,556.20	1,121,268.95	25.2%*
079 401400 HOT TAX PENALTY & INTER	3,000.00	3,000.00	137.99	24.08	2,862.01	4.6%*
079 401600 SHORT TERM VEHICLE RENT	600,000.00	600,000.00	168,280.73	53,558.43	431,719.27	28.0%*
079 401700 STVR PENALTY AND INTERE	2,000.00	2,000.00	12.89	.00	1,987.11	.6%*
TOTAL Tax Collections	2,105,000.00	2,105,000.00	547,162.66	177,138.71	1,557,837.34	26.0%
<u>47 Interest</u>						
079 470000 INTEREST INCOME	15,000.00	15,000.00	10,714.07	2,940.32	4,285.93	71.4%*
TOTAL Interest	15,000.00	15,000.00	10,714.07	2,940.32	4,285.93	71.4%
<u>48 Other Revenue</u>						
079 489900 OTHER REVENUE	.00	.00	32.40	32.40	-32.40	100.0%*
TOTAL Other Revenue	.00	.00	32.40	32.40	-32.40	100.0%
TOTAL VENUE HOT & STVR TAX	2,120,000.00	2,120,000.00	557,909.13	180,111.43	1,562,090.87	26.3%
TOTAL REVENUES	2,120,000.00	2,120,000.00	557,909.13	180,111.43	1,562,090.87	
<u>081 LAW LIBRARY</u>						
<u>45 Charges for Services</u>						
081 450900 COUNTY CLERK	67,500.00	67,500.00	22,645.00	7,665.00	44,855.00	33.5%*

04/09/2021 11:14
RScott

Lubbock County
REVENUE SUMMARIES REPORT
ACCOUNT SUMMARY MARCH 2021

P 20
glytddbud

FOR 2021 04

	ORIGINAL ESTIM REV	REVISED EST REV	ACTUAL YTD REVENUE	ACTUAL MTD REVENUE	REMAINING REVENUE	PCT COLL
<u>081 451000 DISTRICT CLERK</u>	104,700.00	104,700.00	32,995.86	8,002.75	71,704.14	31.5%*
TOTAL Charges for Services	172,200.00	172,200.00	55,640.86	15,667.75	116,559.14	32.3%
47 Interest						
<u>081 470000 INTEREST INCOME</u>	.00	.00	-.10	.24	.10	100.0%
TOTAL Interest	.00	.00	-.10	.24	.10	100.0%
48 Other Revenue						
<u>081 484601 COPIES-NETWORK PRINTER</u>	200.00	200.00	16.10	3.00	183.90	8.1%*
<u>081 489900 OTHER REVENUE</u>	.00	.00	14.25	.00	-14.25	100.0%*
TOTAL Other Revenue	200.00	200.00	30.35	3.00	169.65	15.2%
80 Transfers						
<u>081 801100 XFER FROM GENERAL FUND</u>	26,505.00	26,505.00	26,505.00	26,505.00	.00	100.0%*
TOTAL Transfers	26,505.00	26,505.00	26,505.00	26,505.00	.00	100.0%
TOTAL LAW LIBRARY	198,905.00	198,905.00	82,176.11	42,175.99	116,728.89	41.3%
TOTAL REVENUES	198,905.00	198,905.00	82,176.11	42,175.99	116,728.89	
083 ELECTION SERVICES						
45 Charges for Services						
<u>083 453000 ELECTION SERVICES CONTR</u>	769,775.00	769,775.00	.00	.00	769,775.00	.0%*
TOTAL Charges for Services	769,775.00	769,775.00	.00	.00	769,775.00	.0%
TOTAL ELECTION SERVICES	769,775.00	769,775.00	.00	.00	769,775.00	.0%
TOTAL REVENUES	769,775.00	769,775.00	.00	.00	769,775.00	

04/09/2021 11:14
RScott

Lubbock County
REVENUE SUMMARIES REPORT
ACCOUNT SUMMARY MARCH 2021

P 21
glytddbud

FOR 2021 04

	ORIGINAL ESTIM REV	REVISED EST REV	ACTUAL YTD REVENUE	ACTUAL MTD REVENUE	REMAINING REVENUE	PCT COLL
<hr/>						
084 HELP AMERICA VOTE ACT						
<hr/>						
42 Intergovernmental						
<hr/>						
<u>084 420100 GRANT REVENUE</u>	200,000.00	394,362.00	142,672.27	.00	251,689.73	36.2%*
<u>084 420370 STATE REVENUE</u>	.00	38,873.00	28,534.45	.00	10,338.55	73.4%*
TOTAL Intergovernmental	200,000.00	433,235.00	171,206.72	.00	262,028.28	39.5%
TOTAL HELP AMERICA VOTE ACT	200,000.00	433,235.00	171,206.72	.00	262,028.28	39.5%
TOTAL REVENUES	200,000.00	433,235.00	171,206.72	.00	262,028.28	
<hr/>						
085 ELECTION ADMINISTRATION						
<hr/>						
45 Charges for Services						
<hr/>						
<u>085 453000 ELECTION SERVICES CONTR</u>	67,700.00	67,700.00	.00	.00	67,700.00	.0%*
TOTAL Charges for Services	67,700.00	67,700.00	.00	.00	67,700.00	.0%
<hr/>						
47 Interest						
<hr/>						
<u>085 470000 INTEREST INCOME</u>	.00	.00	85.23	18.39	-85.23	100.0%*
TOTAL Interest	.00	.00	85.23	18.39	-85.23	100.0%
TOTAL ELECTION ADMINISTRATION	67,700.00	67,700.00	85.23	18.39	67,614.77	.1%
TOTAL REVENUES	67,700.00	67,700.00	85.23	18.39	67,614.77	
<hr/>						
086 ELECTION EQUIPMENT						
<hr/>						
45 Charges for Services						
<hr/>						
<u>086 453000 ELECTION SERVICES CONTR</u>	79,500.00	79,500.00	.00	.00	79,500.00	.0%*

04/09/2021 11:14
RScott

Lubbock County
REVENUE SUMMARIES REPORT
ACCOUNT SUMMARY MARCH 2021

P 22
glytddbud

FOR 2021 04

	ORIGINAL ESTIM REV	REVISED EST REV	ACTUAL YTD REVENUE	ACTUAL MTD REVENUE	REMAINING REVENUE	PCT COLL
TOTAL Charges for Services	79,500.00	79,500.00	.00	.00	79,500.00	.0%
<u>47 Interest</u>						
086 470000 INTEREST INCOME	.00	.00	117.34	21.89	-117.34	100.0%*
TOTAL Interest	.00	.00	117.34	21.89	-117.34	100.0%
<u>73 Draws</u>						
086 736100 DRAW FROM RESERVES	6,000.00	6,000.00	.00	.00	6,000.00	.0%*
TOTAL Draws	6,000.00	6,000.00	.00	.00	6,000.00	.0%
TOTAL ELECTION EQUIPMENT	85,500.00	85,500.00	117.34	21.89	85,382.66	.1%
TOTAL REVENUES	85,500.00	85,500.00	117.34	21.89	85,382.66	
<u>090 DIST CLK RECORDS MGT. AND PRES</u>						
<u>43 Fees</u>						
090 431200 DISTRICT CLERK RECORDS	18,800.00	18,800.00	5,930.80	1,465.34	12,869.20	31.5%*
TOTAL Fees	18,800.00	18,800.00	5,930.80	1,465.34	12,869.20	31.5%
<u>47 Interest</u>						
090 470000 INTEREST INCOME	600.00	600.00	40.54	8.59	559.46	6.8%*
TOTAL Interest	600.00	600.00	40.54	8.59	559.46	6.8%
<u>73 Draws</u>						
090 736100 DRAW FROM RESERVES	22,301.00	22,301.00	.00	.00	22,301.00	.0%*

04/09/2021 11:14
RScott

Lubbock County
REVENUE SUMMARIES REPORT
ACCOUNT SUMMARY MARCH 2021

P 23
glytddbud

FOR 2021 04

	ORIGINAL ESTIM REV	REVISED EST REV	ACTUAL YTD REVENUE	ACTUAL MTD REVENUE	REMAINING REVENUE	PCT COLL
TOTAL Draws	22,301.00	22,301.00	.00	.00	22,301.00	.0%
TOTAL DIST CLK RECORDS MGT. AN	41,701.00	41,701.00	5,971.34	1,473.93	35,729.66	14.3%
TOTAL REVENUES	41,701.00	41,701.00	5,971.34	1,473.93	35,729.66	
091 CTY CLK RECORDS MGT. AND PRES						
43 Fees						
091 431200 COUNTY CLERK RECORDS MG	545,725.00	545,725.00	206,404.73	55,939.58	339,320.27	37.8%*
TOTAL Fees	545,725.00	545,725.00	206,404.73	55,939.58	339,320.27	37.8%
47 Interest						
091 470000 INTEREST INCOME	40,000.00	40,000.00	2,514.26	552.69	37,485.74	6.3%*
TOTAL Interest	40,000.00	40,000.00	2,514.26	552.69	37,485.74	6.3%
73 Draws						
091 736100 DRAW FROM RESERVES	24,609.00	24,609.00	.00	.00	24,609.00	.0%*
TOTAL Draws	24,609.00	24,609.00	.00	.00	24,609.00	.0%
TOTAL CTY CLK RECORDS MGT. AND	610,334.00	610,334.00	208,918.99	56,492.27	401,415.01	34.2%
TOTAL REVENUES	610,334.00	610,334.00	208,918.99	56,492.27	401,415.01	
092 CTY RECORDS MGT. AND PRES						
43 Fees						
092 431400 COUNTY RECORDS MGT. & P	58,000.00	58,000.00	14,171.35	3,033.81	43,828.65	24.4%*

04/09/2021 11:14
RScott

Lubbock County
REVENUE SUMMARIES REPORT
ACCOUNT SUMMARY MARCH 2021

P 24
glytdbud

FOR 2021 04

	ORIGINAL ESTIM REV	REVISED EST REV	ACTUAL YTD REVENUE	ACTUAL MTD REVENUE	REMAINING REVENUE	PCT COLL
TOTAL Fees	58,000.00	58,000.00	14,171.35	3,033.81	43,828.65	24.4%
<u>47 Interest</u>						
092 470000 INTEREST INCOME	6,000.00	6,000.00	242.70	51.96	5,757.30	4.0%*
TOTAL Interest	6,000.00	6,000.00	242.70	51.96	5,757.30	4.0%
<u>73 Draws</u>						
092 736100 DRAW FROM RESERVES	18,948.00	18,948.00	.00	.00	18,948.00	.0%*
TOTAL Draws	18,948.00	18,948.00	.00	.00	18,948.00	.0%
TOTAL CTY RECORDS MGT. AND PRE	82,948.00	82,948.00	14,414.05	3,085.77	68,533.95	17.4%
TOTAL REVENUES	82,948.00	82,948.00	14,414.05	3,085.77	68,533.95	
<u>093 COURTHOUSE SECURITY</u>						
<u>43 Fees</u>						
093 431510 COURTHOUSE SECURITY FEE	110,000.00	110,000.00	34,215.05	8,169.72	75,784.95	31.1%*
TOTAL Fees	110,000.00	110,000.00	34,215.05	8,169.72	75,784.95	31.1%
<u>47 Interest</u>						
093 470000 INTEREST INCOME	.00	.00	10.42	2.12	-10.42	100.0%*
TOTAL Interest	.00	.00	10.42	2.12	-10.42	100.0%
TOTAL COURTHOUSE SECURITY	110,000.00	110,000.00	34,225.47	8,171.84	75,774.53	31.1%
TOTAL REVENUES	110,000.00	110,000.00	34,225.47	8,171.84	75,774.53	

094 COURT RECORD PRESERVATION

43 Fees

04/09/2021 11:14
RScott

Lubbock County
REVENUE SUMMARIES REPORT
ACCOUNT SUMMARY MARCH 2021

P 25
glytdbud

FOR 2021 04

	ORIGINAL ESTIM REV	REVISED EST REV	ACTUAL YTD REVENUE	ACTUAL MTD REVENUE	REMAINING REVENUE	PCT COLL
<hr/>						
094 430500 COUNTY CLERK COURT RECO	20,000.00	20,000.00	6,610.00	2,250.00	13,390.00	33.1%*
094 432600 DISTRICT CLERK COURT RE	28,000.00	28,000.00	9,614.33	2,318.87	18,385.67	34.3%*
TOTAL Fees	48,000.00	48,000.00	16,224.33	4,568.87	31,775.67	33.8%
<hr/>						
47 Interest						
094 470000 INTEREST INCOME	2,500.00	2,500.00	154.19	34.49	2,345.81	6.2%*
TOTAL Interest	2,500.00	2,500.00	154.19	34.49	2,345.81	6.2%
TOTAL COURT RECORD PRESERVATIO	50,500.00	50,500.00	16,378.52	4,603.36	34,121.48	32.4%
TOTAL REVENUES	50,500.00	50,500.00	16,378.52	4,603.36	34,121.48	
<hr/>						
095 LOCAL TRUANCY PREVENT & DIVERS						
<hr/>						
43 Fees						
095 435500 TRUANCY PREVENTION	10,000.00	10,000.00	3,161.88	.00	6,838.12	31.6%*
TOTAL Fees	10,000.00	10,000.00	3,161.88	.00	6,838.12	31.6%
<hr/>						
47 Interest						
095 470000 INTEREST INCOME	.00	.00	6.64	1.65	-6.64	100.0%*
TOTAL Interest	.00	.00	6.64	1.65	-6.64	100.0%
TOTAL LOCAL TRUANCY PREVENT &	10,000.00	10,000.00	3,168.52	1.65	6,831.48	31.7%
TOTAL REVENUES	10,000.00	10,000.00	3,168.52	1.65	6,831.48	
<hr/>						
096 HISTORICAL COMMISSION						
<hr/>						
47 Interest						
096 470000 INTEREST INCOME	100.00	100.00	8.92	2.46	91.08	8.9%*

04/09/2021 11:14
RScott

Lubbock County
REVENUE SUMMARIES REPORT
ACCOUNT SUMMARY MARCH 2021

P 26
glytddbud

FOR 2021 04

	ORIGINAL ESTIM REV	REVISED EST REV	ACTUAL YTD REVENUE	ACTUAL MTD REVENUE	REMAINING REVENUE	PCT COLL
<u>096 472000 ROYALTIES & DONATIONS</u>	500.00	500.00	.00	.00	500.00	.0%*
TOTAL Interest	600.00	600.00	8.92	2.46	591.08	1.5%
80 Transfers						
<u>096 801100 XFER FROM GENERAL FUND</u>	5,750.00	5,750.00	5,750.00	5,750.00	.00	100.0%*
TOTAL Transfers	5,750.00	5,750.00	5,750.00	5,750.00	.00	100.0%
TOTAL HISTORICAL COMMISSION	6,350.00	6,350.00	5,758.92	5,752.46	591.08	90.7%
TOTAL REVENUES	6,350.00	6,350.00	5,758.92	5,752.46	591.08	
097 CHILD ABUSE PREVENTION						
43 Fees						
<u>097 430100 CO CHILD ABUSE PREVENTI</u>	300.00	300.00	10.65	.00	289.35	3.6%*
TOTAL Fees	300.00	300.00	10.65	.00	289.35	3.6%
47 Interest						
<u>097 470000 INTEREST INCOME</u>	25.00	25.00	2.17	.47	22.83	8.7%*
TOTAL Interest	25.00	25.00	2.17	.47	22.83	8.7%
TOTAL CHILD ABUSE PREVENTION	325.00	325.00	12.82	.47	312.18	3.9%
TOTAL REVENUES	325.00	325.00	12.82	.47	312.18	
098 JUSTICE COURT TECHNOLOGY						
43 Fees						
<u>098 430120 JUDICIAL TECH FUND FEE-</u>	.00	.00	.00	-1,196.09	.00	.0%

04/09/2021 11:14
RScott

Lubbock County
REVENUE SUMMARIES REPORT
ACCOUNT SUMMARY MARCH 2021

P 27
glytdbud

FOR 2021 04

	ORIGINAL ESTIM REV	REVISED EST REV	ACTUAL YTD REVENUE	ACTUAL MTD REVENUE	REMAINING REVENUE	PCT COLL
<u>098 430210 JUDICIAL TECH FUND FEE-</u>	.00	.00	.00	-459.48	.00	.0%
<u>098 430310 JUDICIAL TECH FUND FEE-</u>	.00	.00	.00	-480.41	.00	.0%
<u>098 430400 JUDICIAL TECH FUND FEE-</u>	.00	.00	.00	-1,025.62	.00	.0%
TOTAL Fees	.00	.00	.00	-3,161.60	.00	.0%
47 Interest						
<u>098 470000 INTEREST INCOME</u>	.00	.00	.00	-.59	.00	.0%
TOTAL Interest	.00	.00	.00	-.59	.00	.0%
TOTAL JUSTICE COURT TECHNOLOGY	.00	.00	.00	-3,162.19	.00	.0%
TOTAL REVENUES	.00	.00	.00	-3,162.19	.00	
099 CTY/DIST COURT TECHNOLOGY						
43 Fees						
<u>099 430510 COUNTY COURT TECHNOLOGY</u>	3,300.00	3,300.00	33.32	12.10	3,266.68	1.0%*
<u>099 432610 DISTRICT COURT TECHNOLO</u>	2,800.00	2,800.00	686.10	47.61	2,113.90	24.5%*
TOTAL Fees	6,100.00	6,100.00	719.42	59.71	5,380.58	11.8%
47 Interest						
<u>099 470000 INTEREST INCOME</u>	750.00	750.00	45.59	9.90	704.41	6.1%*
TOTAL Interest	750.00	750.00	45.59	9.90	704.41	6.1%
73 Draws						
<u>099 736100 DRAW FROM RESERVES</u>	3,150.00	3,150.00	.00	.00	3,150.00	.0%*
TOTAL Draws	3,150.00	3,150.00	.00	.00	3,150.00	.0%

04/09/2021 11:14
RScott

Lubbock County
REVENUE SUMMARIES REPORT
ACCOUNT SUMMARY MARCH 2021

P 28
glytdbud

FOR 2021 04

	ORIGINAL ESTIM REV	REVISED EST REV	ACTUAL YTD REVENUE	ACTUAL MTD REVENUE	REMAINING REVENUE	PCT COLL
TOTAL CTY/DIST COURT TECHNOLOG	10,000.00	10,000.00	765.01	69.61	9,234.99	7.7%
TOTAL REVENUES	10,000.00	10,000.00	765.01	69.61	9,234.99	
<hr/> 102 DIST COURT RECORDS TECHNOLOGY						
<hr/> 43 Fees						
102 437310 DISTRICT COURT RECORDS	32,000.00	32,000.00	11,228.12	2,786.35	20,771.88	35.1%*
TOTAL Fees	32,000.00	32,000.00	11,228.12	2,786.35	20,771.88	35.1%
<hr/> 47 Interest						
102 470000 INTEREST INCOME	1,500.00	1,500.00	64.81	15.26	1,435.19	4.3%*
TOTAL Interest	1,500.00	1,500.00	64.81	15.26	1,435.19	4.3%
<hr/> 73 Draws						
102 736100 DRAW FROM RESERVES	30,750.00	30,750.00	.00	.00	30,750.00	.0%*
TOTAL Draws	30,750.00	30,750.00	.00	.00	30,750.00	.0%
TOTAL DIST COURT RECORDS TECHN	64,250.00	64,250.00	11,292.93	2,801.61	52,957.07	17.6%
TOTAL REVENUES	64,250.00	64,250.00	11,292.93	2,801.61	52,957.07	
<hr/> 103 COUNTY CLERK RECORDS ARCHIVES						
<hr/> 43 Fees						
103 437300 COUNTY CLERK RECORDS AR	550,000.00	550,000.00	205,450.00	55,730.00	344,550.00	37.4%*
TOTAL Fees	550,000.00	550,000.00	205,450.00	55,730.00	344,550.00	37.4%
<hr/> 47 Interest						
103 470000 INTEREST INCOME	30,000.00	30,000.00	1,772.03	356.59	28,227.97	5.9%*

04/09/2021 11:14
RScott

Lubbock County
REVENUE SUMMARIES REPORT
ACCOUNT SUMMARY MARCH 2021

P 29
glytdbud

FOR 2021 04

	ORIGINAL ESTIM REV	REVISED EST REV	ACTUAL YTD REVENUE	ACTUAL MTD REVENUE	REMAINING REVENUE	PCT COLL
TOTAL Interest	30,000.00	30,000.00	1,772.03	356.59	28,227.97	5.9%
<u>73 Draws</u>						
103 736100 DRAW FROM RESERVES	880,000.00	880,000.00	.00	.00	880,000.00	.0%*
TOTAL Draws	880,000.00	880,000.00	.00	.00	880,000.00	.0%
TOTAL COUNTY CLERK RECORDS ARC	1,460,000.00	1,460,000.00	207,222.03	56,086.59	1,252,777.97	14.2%
TOTAL REVENUES	1,460,000.00	1,460,000.00	207,222.03	56,086.59	1,252,777.97	
<u>105 COMMUNITY/ECONOMIC DEV PRG</u>						
<u>42 Intergovernmental</u>						
105 420300 STATE GRANT REVENUE	16,000.00	16,000.00	.00	.00	16,000.00	.0%*
TOTAL Intergovernmental	16,000.00	16,000.00	.00	.00	16,000.00	.0%
<u>47 Interest</u>						
105 470000 INTEREST INCOME	.00	.00	157.68	34.09	-157.68	100.0%*
TOTAL Interest	.00	.00	157.68	34.09	-157.68	100.0%
TOTAL COMMUNITY/ECONOMIC DEV P	16,000.00	16,000.00	157.68	34.09	15,842.32	1.0%
TOTAL REVENUES	16,000.00	16,000.00	157.68	34.09	15,842.32	
<u>108 JPI JUSTICE COURT TECHNOLOGY</u>						
<u>43 Fees</u>						
108 430120 JUDICIAL TECH FUND FEE-	7,500.00	7,500.00	1,277.13	1,277.13	6,222.87	17.0%*

04/09/2021 11:14
RScott

Lubbock County
REVENUE SUMMARIES REPORT
ACCOUNT SUMMARY MARCH 2021

P 30
glytddbud

FOR 2021 04

	ORIGINAL ESTIM REV	REVISED EST REV	ACTUAL YTD REVENUE	ACTUAL MTD REVENUE	REMAINING REVENUE	PCT COLL
TOTAL Fees	7,500.00	7,500.00	1,277.13	1,277.13	6,222.87	17.0%
<u>47 Interest</u>						
108 470000 INTEREST INCOME	1,500.00	1,500.00	48.29	10.54	1,451.71	3.2%*
TOTAL Interest	1,500.00	1,500.00	48.29	10.54	1,451.71	3.2%
<u>73 Draws</u>						
108 736100 DRAW FROM RESERVES	49,153.00	49,153.00	.00	.00	49,153.00	.0%*
TOTAL Draws	49,153.00	49,153.00	.00	.00	49,153.00	.0%
TOTAL JP1 JUSTICE COURT TECHNO	58,153.00	58,153.00	1,325.42	1,287.67	56,827.58	2.3%
TOTAL REVENUES	58,153.00	58,153.00	1,325.42	1,287.67	56,827.58	
<u>109 JP2 JUSTICE COURT TECHNOLOGY</u>						
<u>43 Fees</u>						
109 430210 JUDICIAL TECH FUND FEE-	2,000.00	2,000.00	538.62	538.62	1,461.38	26.9%*
TOTAL Fees	2,000.00	2,000.00	538.62	538.62	1,461.38	26.9%
<u>47 Interest</u>						
109 470000 INTEREST INCOME	333.00	333.00	65.84	14.28	267.16	19.8%*
TOTAL Interest	333.00	333.00	65.84	14.28	267.16	19.8%
<u>73 Draws</u>						
109 736100 DRAW FROM RESERVES	45,479.00	45,479.00	.00	.00	45,479.00	.0%*

04/09/2021 11:14
RScott

Lubbock County
REVENUE SUMMARIES REPORT
ACCOUNT SUMMARY MARCH 2021

P 31
glytddbud

FOR 2021 04

	ORIGINAL ESTIM REV	REVISED EST REV	ACTUAL YTD REVENUE	ACTUAL MTD REVENUE	REMAINING REVENUE	PCT COLL
TOTAL Draws	45,479.00	45,479.00	.00	.00	45,479.00	.0%
TOTAL JP2 JUSTICE COURT TECHNO	47,812.00	47,812.00	604.46	552.90	47,207.54	1.3%
TOTAL REVENUES	47,812.00	47,812.00	604.46	552.90	47,207.54	
<hr/> 110 JP3 JUSTICE COURT TECHNOLOGY						
<hr/> 43 Fees						
<u>110 430310 JUDICIAL TECH FUND FEE-</u>	2,000.00	2,000.00	490.15	490.15	1,509.85	24.5%*
TOTAL Fees	2,000.00	2,000.00	490.15	490.15	1,509.85	24.5%
<hr/> 47 Interest						
<u>110 470000 INTEREST INCOME</u>	101.00	101.00	20.05	4.73	80.95	19.9%*
TOTAL Interest	101.00	101.00	20.05	4.73	80.95	19.9%
<hr/> 73 Draws						
<u>110 736100 DRAW FROM RESERVES</u>	5,999.00	5,999.00	.00	.00	5,999.00	.0%*
TOTAL Draws	5,999.00	5,999.00	.00	.00	5,999.00	.0%
TOTAL JP3 JUSTICE COURT TECHNO	8,100.00	8,100.00	510.20	494.88	7,589.80	6.3%
TOTAL REVENUES	8,100.00	8,100.00	510.20	494.88	7,589.80	
<hr/> 111 JP4 JUSTICE COURT TECHNOLOGY						
<hr/> 43 Fees						
<u>111 430400 JUDICIAL TECH FUND FEE-</u>	7,330.00	7,330.00	1,081.64	1,081.64	6,248.36	14.8%*

04/09/2021 11:14
RScott

Lubbock County
REVENUE SUMMARIES REPORT
ACCOUNT SUMMARY MARCH 2021

P 32
glytdbud

FOR 2021 04

	ORIGINAL ESTIM REV	REVISED EST REV	ACTUAL YTD REVENUE	ACTUAL MTD REVENUE	REMAINING REVENUE	PCT COLL
TOTAL Fees	7,330.00	7,330.00	1,081.64	1,081.64	6,248.36	14.8%
<u>47 Interest</u>						
111 470000 INTEREST INCOME	300.00	300.00	58.89	12.48	241.11	19.6%*
TOTAL Interest	300.00	300.00	58.89	12.48	241.11	19.6%
<u>73 Draws</u>						
111 736100 DRAW FROM RESERVES	870.00	870.00	.00	.00	870.00	.0%*
TOTAL Draws	870.00	870.00	.00	.00	870.00	.0%
TOTAL JP4 JUSTICE COURT TECHNO	8,500.00	8,500.00	1,140.53	1,094.12	7,359.47	13.4%
TOTAL REVENUES	8,500.00	8,500.00	1,140.53	1,094.12	7,359.47	
<u>113 REGIONAL PUBLIC DEFENDER GRANT</u>						
<u>42 Intergovernmental</u>						
113 420100 GRANT REVENUE	4,220,000.00	4,220,000.00	997,231.13	.00	3,222,768.87	23.6%*
113 426000 INTER LOCAL	1,977,871.00	1,977,871.00	1,713,893.00	22,418.00	263,978.00	86.7%*
TOTAL Intergovernmental	6,197,871.00	6,197,871.00	2,711,124.13	22,418.00	3,486,746.87	43.7%
<u>47 Interest</u>						
113 470000 INTEREST INCOME	.00	.00	1,394.78	181.33	-1,394.78	100.0%*
TOTAL Interest	.00	.00	1,394.78	181.33	-1,394.78	100.0%
<u>48 Other Revenue</u>						
113 489900 OTHER REVENUE	.00	.00	13.69	.00	-13.69	100.0%*

04/09/2021 11:14
RScott

Lubbock County
REVENUE SUMMARIES REPORT
ACCOUNT SUMMARY MARCH 2021

P 33
glytdbud

FOR 2021 04

	ORIGINAL ESTIM REV	REVISED EST REV	ACTUAL YTD REVENUE	ACTUAL MTD REVENUE	REMAINING REVENUE	PCT COLL
TOTAL Other Revenue	.00	.00	13.69	.00	-13.69	100.0%
73 Draws						
113 736100 DRAW FROM RESERVES	89,685.00	89,685.00	.00	.00	89,685.00	.0%*
TOTAL Draws	89,685.00	89,685.00	.00	.00	89,685.00	.0%
80 Transfers						
113 801100 XFER FROM GENERAL FUND	103,114.00	103,114.00	103,114.00	.00	.00	100.0%*
TOTAL Transfers	103,114.00	103,114.00	103,114.00	.00	.00	100.0%
TOTAL REGIONAL PUBLIC DEFENDER	6,390,670.00	6,390,670.00	2,815,646.60	22,599.33	3,575,023.40	44.1%
TOTAL REVENUES	6,390,670.00	6,390,670.00	2,815,646.60	22,599.33	3,575,023.40	
122 SHERIFF CONTRABAND						
46 Fines/Forfeitures						
122 461200 FORFEIT ASSETS - DEA	100,000.00	100,000.00	.00	.00	100,000.00	.0%*
122 461400 FORFEITED FUNDS-CRIMINA	250,000.00	250,000.00	79,827.84	41,738.00	170,172.16	31.9%*
TOTAL Fines/Forfeitures	350,000.00	350,000.00	79,827.84	41,738.00	270,172.16	22.8%
47 Interest						
122 470000 INTEREST INCOME	3,500.00	3,500.00	251.19	56.80	3,248.81	7.2%*
TOTAL Interest	3,500.00	3,500.00	251.19	56.80	3,248.81	7.2%
48 Other Revenue						
122 489900 OTHER REVENUE	10,000.00	10,000.00	11,928.20	.00	-1,928.20	119.3%*

04/09/2021 11:14
RScott

Lubbock County
REVENUE SUMMARIES REPORT
ACCOUNT SUMMARY MARCH 2021

P 34
glytdbud

FOR 2021 04

	ORIGINAL ESTIM REV	REVISED EST REV	ACTUAL YTD REVENUE	ACTUAL MTD REVENUE	REMAINING REVENUE	PCT COLL
TOTAL Other Revenue	10,000.00	10,000.00	11,928.20	.00	-1,928.20	119.3%
TOTAL SHERIFF CONTRABAND	363,500.00	363,500.00	92,007.23	41,794.80	271,492.77	25.3%
TOTAL REVENUES	363,500.00	363,500.00	92,007.23	41,794.80	271,492.77	
<hr/> 124 INMATE SUPPLY						
<hr/> 47 Interest						
<u>124 470000 INTEREST INCOME</u>	17,000.00	17,000.00	15,366.01	3,686.79	1,633.99	90.4%*
TOTAL Interest	17,000.00	17,000.00	15,366.01	3,686.79	1,633.99	90.4%
<hr/> 48 Other Revenue						
<u>124 484300 CONCESSION COMMISSIONS</u>	830,000.00	830,000.00	322,378.42	82,746.56	507,621.58	38.8%*
<u>124 489900 OTHER REVENUE</u>	17,000.00	17,000.00	131.52	29.37	16,868.48	.8%*
TOTAL Other Revenue	847,000.00	847,000.00	322,509.94	82,775.93	524,490.06	38.1%
TOTAL INMATE SUPPLY	864,000.00	864,000.00	337,875.95	86,462.72	526,124.05	39.1%
TOTAL REVENUES	864,000.00	864,000.00	337,875.95	86,462.72	526,124.05	
<hr/> 126 VINE GRANT						
<hr/> 42 Intergovernmental						
<u>126 420370 STATE REVENUE</u>	30,171.00	30,171.00	7,530.63	.00	22,640.37	25.0%*
TOTAL Intergovernmental	30,171.00	30,171.00	7,530.63	.00	22,640.37	25.0%
TOTAL VINE GRANT	30,171.00	30,171.00	7,530.63	.00	22,640.37	25.0%
TOTAL REVENUES	30,171.00	30,171.00	7,530.63	.00	22,640.37	
<hr/> 128 HOMELAND SECURITY GRANT						
<hr/> 42 Intergovernmental						

04/09/2021 11:14
RScott

Lubbock County
REVENUE SUMMARIES REPORT
ACCOUNT SUMMARY MARCH 2021

P 35
glytdbud

FOR 2021 04

	ORIGINAL ESTIM REV	REVISED EST REV	ACTUAL YTD REVENUE	ACTUAL MTD REVENUE	REMAINING REVENUE	PCT COLL
<u>128 423000 2014 HSGP HOMELAND SECU</u>	135,962.00	293,083.00	121,036.00	111,436.00	172,047.00	41.3%*
TOTAL Intergovernmental	135,962.00	293,083.00	121,036.00	111,436.00	172,047.00	41.3%
TOTAL HOMELAND SECURITY GRANT	135,962.00	293,083.00	121,036.00	111,436.00	172,047.00	41.3%
TOTAL REVENUES	135,962.00	293,083.00	121,036.00	111,436.00	172,047.00	
<u>142 LEOSE SHERIFF</u>						
42 Intergovernmental						
<u>142 424700 LEOSE REVENUE</u>	119,188.00	119,188.00	.00	.00	119,188.00	.0%*
TOTAL Intergovernmental	119,188.00	119,188.00	.00	.00	119,188.00	.0%
<u>47 Interest</u>						
<u>142 470000 INTEREST INCOME</u>	1,500.00	1,500.00	81.71	17.74	1,418.29	5.4%*
TOTAL Interest	1,500.00	1,500.00	81.71	17.74	1,418.29	5.4%
TOTAL LEOSE SHERIFF	120,688.00	120,688.00	81.71	17.74	120,606.29	.1%
TOTAL REVENUES	120,688.00	120,688.00	81.71	17.74	120,606.29	
<u>145 SHERIFF COMMISSARY SALARY</u>						
42 Intergovernmental						
<u>145 424500 COMMISSARY SALARY REIMB</u>	656,701.00	656,701.00	151,288.51	25,662.79	505,412.49	23.0%*
TOTAL Intergovernmental	656,701.00	656,701.00	151,288.51	25,662.79	505,412.49	23.0%
TOTAL SHERIFF COMMISSARY SALAR	656,701.00	656,701.00	151,288.51	25,662.79	505,412.49	23.0%
TOTAL REVENUES	656,701.00	656,701.00	151,288.51	25,662.79	505,412.49	
<u>148 MAT RE-ENTRY PROGRAM</u>						
42 Intergovernmental						

04/09/2021 11:14
RScott

Lubbock County
REVENUE SUMMARIES REPORT
ACCOUNT SUMMARY MARCH 2021

P 36
glytdbud

FOR 2021 04

	ORIGINAL ESTIM REV	REVISED EST REV	ACTUAL YTD REVENUE	ACTUAL MTD REVENUE	REMAINING REVENUE	PCT COLL
<hr/>						
<u>148 420100 GRANT REVENUE</u>	219,984.00	219,984.00	.00	.00	219,984.00	.0%*
TOTAL Intergovernmental	219,984.00	219,984.00	.00	.00	219,984.00	.0%
TOTAL MAT RE-ENTRY PROGRAM	219,984.00	219,984.00	.00	.00	219,984.00	.0%
TOTAL REVENUES	219,984.00	219,984.00	.00	.00	219,984.00	
<hr/>						
150 TAG GRANT						
<hr/>						
42 Intergovernmental						
<hr/>						
<u>150 420100 GRANT REVENUE</u>	1,002,028.00	1,002,028.00	184,260.63	42,356.72	817,767.37	18.4%*
TOTAL Intergovernmental	1,002,028.00	1,002,028.00	184,260.63	42,356.72	817,767.37	18.4%
TOTAL TAG GRANT	1,002,028.00	1,002,028.00	184,260.63	42,356.72	817,767.37	18.4%
TOTAL REVENUES	1,002,028.00	1,002,028.00	184,260.63	42,356.72	817,767.37	
<hr/>						
152 JMHCP GRANT						
<hr/>						
42 Intergovernmental						
<hr/>						
<u>152 420100 GRANT REVENUE</u>	.00	87,732.00	.00	.00	87,732.00	.0%*
TOTAL Intergovernmental	.00	87,732.00	.00	.00	87,732.00	.0%
<hr/>						
48 Other Revenue						
<hr/>						
<u>152 480000 IN-KIND REVENUE</u>	.00	67,421.00	.00	.00	67,421.00	.0%*
TOTAL Other Revenue	.00	67,421.00	.00	.00	67,421.00	.0%
TOTAL JMHCP GRANT	.00	155,153.00	.00	.00	155,153.00	.0%
TOTAL REVENUES	.00	155,153.00	.00	.00	155,153.00	
<hr/>						
161 CDA BUSINESS CRIMES						

04/09/2021 11:14
RScott

Lubbock County
REVENUE SUMMARIES REPORT
ACCOUNT SUMMARY MARCH 2021

P 37
glytdbud

FOR 2021 04

	ORIGINAL ESTIM REV	REVISED EST REV	ACTUAL YTD REVENUE	ACTUAL MTD REVENUE	REMAINING REVENUE	PCT COLL
<u>43 Fees</u>						
161 434200 BAD CHECK COLLECTION FE	60,000.00	60,000.00	10,334.83	3,242.73	49,665.17	17.2%*
TOTAL Fees	60,000.00	60,000.00	10,334.83	3,242.73	49,665.17	17.2%
<u>47 Interest</u>						
161 470000 INTEREST INCOME	380.00	380.00	35.63	7.63	344.37	9.4%*
TOTAL Interest	380.00	380.00	35.63	7.63	344.37	9.4%
<u>48 Other Revenue</u>						
161 481500 OTHER REFUNDS/REIMBURSE	38,005.00	38,005.00	1,279.22	.00	36,725.78	3.4%*
161 489900 OTHER REVENUE	10,115.00	10,115.00	.00	.00	10,115.00	.0%*
TOTAL Other Revenue	48,120.00	48,120.00	1,279.22	.00	46,840.78	2.7%
TOTAL CDA BUSINESS CRIMES	108,500.00	108,500.00	11,649.68	3,250.36	96,850.32	10.7%
TOTAL REVENUES	108,500.00	108,500.00	11,649.68	3,250.36	96,850.32	
<u>163 CDA CONTRABAND</u>						
<u>47 Interest</u>						
163 470000 INTEREST INCOME	500.00	500.00	45.27	10.57	454.73	9.1%*
TOTAL Interest	500.00	500.00	45.27	10.57	454.73	9.1%
<u>48 Other Revenue</u>						
163 489900 OTHER REVENUE	76,000.00	76,000.00	61,693.43	38,580.60	14,306.57	81.2%*
TOTAL Other Revenue	76,000.00	76,000.00	61,693.43	38,580.60	14,306.57	81.2%

04/09/2021 11:14
RScott

Lubbock County
REVENUE SUMMARIES REPORT
ACCOUNT SUMMARY MARCH 2021

P 38
glytdbud

FOR 2021 04

	ORIGINAL ESTIM REV	REVISED EST REV	ACTUAL YTD REVENUE	ACTUAL MTD REVENUE	REMAINING REVENUE	PCT COLL
TOTAL CDA CONTRABAND	76,500.00	76,500.00	61,738.70	38,591.17	14,761.30	80.7%
TOTAL REVENUES	76,500.00	76,500.00	61,738.70	38,591.17	14,761.30	
<hr/> 164 CDA SPATTF GRANT						
<hr/> 42 Intergovernmental						
<u>164 420300 STATE GRANT REVENUE</u>	389,151.00	389,151.00	61,196.04	.00	327,954.96	15.7%*
<u>164 420400 SPATTF REVENUE-FEDERAL</u>	.00	.00	3,151.95	.00	-3,151.95	100.0%*
TOTAL Intergovernmental	389,151.00	389,151.00	64,347.99	.00	324,803.01	16.5%
<hr/> 47 Interest						
<u>164 470010 INTEREST INCOME-PROGRAM</u>	.00	.00	7,659.53	3.74	-7,659.53	100.0%*
<u>164 470100 INTEREST INCOME-FEDERAL</u>	.00	.00	1,814.44	.60	-1,814.44	100.0%*
TOTAL Interest	.00	.00	9,473.97	4.34	-9,473.97	100.0%
<hr/> 48 Other Revenue						
<u>164 480000 IN-KIND REVENUE</u>	177,217.00	177,217.00	67,767.50	13,684.04	109,449.50	38.2%*
<u>164 480520 SPATTF PROGRAM INCOME</u>	.00	.00	26,102.14	1,680.00	-26,102.14	100.0%*
TOTAL Other Revenue	177,217.00	177,217.00	93,869.64	15,364.04	83,347.36	53.0%
<hr/> 80 Transfers						
<u>164 801100 XFER FROM GENERAL FUND</u>	151,686.00	151,686.00	20,879.57	.00	130,806.43	13.8%*
TOTAL Transfers	151,686.00	151,686.00	20,879.57	.00	130,806.43	13.8%
TOTAL CDA SPATTF GRANT	718,054.00	718,054.00	188,571.17	15,368.38	529,482.83	26.3%
TOTAL REVENUES	718,054.00	718,054.00	188,571.17	15,368.38	529,482.83	

166 CDA JAG GRANT

42 Intergovernmental

04/09/2021 11:14
RScott

Lubbock County
REVENUE SUMMARIES REPORT
ACCOUNT SUMMARY MARCH 2021

P 39
glytdbud

FOR 2021 04

	ORIGINAL ESTIM REV	REVISED EST REV	ACTUAL YTD REVENUE	ACTUAL MTD REVENUE	REMAINING REVENUE	PCT COLL
<hr/>						
166 422510 FEDERAL GRANT REVENUE-J	78,465.00	78,465.00	69,677.92	.00	8,787.08	88.8%*
166 422800 FEDERAL GRANT REVENUE-J	93,957.00	93,957.00	93,957.00	.00	.00	100.0%*
TOTAL Intergovernmental	172,422.00	172,422.00	163,634.92	.00	8,787.08	94.9%
<hr/>						
47 Interest						
166 470020 INTEREST REVENUE JAG19	.00	.00	143.29	10.74	-143.29	100.0%*
166 470300 INTEREST REVENUE-JAG18	.00	.00	1,650.79	8.08	-1,650.79	100.0%*
TOTAL Interest	.00	.00	1,794.08	18.82	-1,794.08	100.0%
TOTAL CDA JAG GRANT	172,422.00	172,422.00	165,429.00	18.82	6,993.00	95.9%
TOTAL REVENUES	172,422.00	172,422.00	165,429.00	18.82	6,993.00	
<hr/>						
168 CDA Border Prosecution Unit						
<hr/>						
42 Intergovernmental						
168 420100 GRANT REVENUE	199,700.00	199,700.00	.00	.00	199,700.00	.0%*
TOTAL Intergovernmental	199,700.00	199,700.00	.00	.00	199,700.00	.0%
TOTAL CDA Border Prosecution U	199,700.00	199,700.00	.00	.00	199,700.00	.0%
TOTAL REVENUES	199,700.00	199,700.00	.00	.00	199,700.00	
<hr/>						
171 CDA VOCA VICTIM ADV PROJECT						
<hr/>						
42 Intergovernmental						
171 420300 STATE GRANT REVENUE	216,946.00	216,946.00	34,489.62	8,426.05	182,456.38	15.9%*
TOTAL Intergovernmental	216,946.00	216,946.00	34,489.62	8,426.05	182,456.38	15.9%
<hr/>						
80 Transfers						
171 801100 XFER FROM GENERAL FUND	54,236.00	54,236.00	8,622.42	2,106.52	45,613.58	15.9%*

04/09/2021 11:14
RScott

Lubbock County
REVENUE SUMMARIES REPORT
ACCOUNT SUMMARY MARCH 2021

P 40
glytdbud

FOR 2021 04

	ORIGINAL ESTIM REV	REVISED EST REV	ACTUAL YTD REVENUE	ACTUAL MTD REVENUE	REMAINING REVENUE	PCT COLL
TOTAL Transfers	54,236.00	54,236.00	8,622.42	2,106.52	45,613.58	15.9%
TOTAL CDA VOCA VICTIM ADV PROJ	271,182.00	271,182.00	43,112.04	10,532.57	228,069.96	15.9%
TOTAL REVENUES	271,182.00	271,182.00	43,112.04	10,532.57	228,069.96	
<hr/>						
201 GEN OB REFUNDING BOND SRS 2016						
<hr/>						
40 Tax Collections						
<hr/>						
<u>201 400100 CURRENT AD VALOREM TAXE</u>	6,313,534.00	6,313,534.00	4,108,039.72	1,493,574.23	2,205,494.28	65.1%*
<u>201 400400 PEN & INT - CURRENT LEV</u>	25,885.00	25,885.00	.00	.00	25,885.00	.0%*
<u>201 400500 DELIQ TAXES - PRIOR YEA</u>	38,513.00	38,513.00	11,992.26	3,393.90	26,520.74	31.1%*
<u>201 400600 PEN & INT - PRIOR YEARS</u>	19,571.00	19,571.00	5,782.95	1,773.54	13,788.05	29.5%*
TOTAL Tax Collections	6,397,503.00	6,397,503.00	4,125,814.93	1,498,741.67	2,271,688.07	64.5%
<hr/>						
47 Interest						
<hr/>						
<u>201 470000 INTEREST INCOME</u>	30,000.00	30,000.00	2,578.60	820.63	27,421.40	8.6%*
TOTAL Interest	30,000.00	30,000.00	2,578.60	820.63	27,421.40	8.6%
TOTAL GEN OB REFUNDING BOND SR	6,427,503.00	6,427,503.00	4,128,393.53	1,499,562.30	2,299,109.47	64.2%
TOTAL REVENUES	6,427,503.00	6,427,503.00	4,128,393.53	1,499,562.30	2,299,109.47	
<hr/>						
202 UNLIMITED TAX ROAD BONDS						
<hr/>						
40 Tax Collections						
<hr/>						
<u>202 400100 CURRENT AD VALOREM TAXE</u>	1,376,380.00	2,187,838.00	908,033.82	338,102.64	1,279,804.18	41.5%*
<u>202 400400 PEN & INT - CURRENT LEV</u>	5,643.00	5,643.00	.00	.00	5,643.00	.0%*
<u>202 400500 DELIQ TAXES - PRIOR YEA</u>	8,396.00	8,396.00	745.50	210.98	7,650.50	8.9%*
<u>202 400600 PEN & INT - PRIOR YEARS</u>	4,267.00	4,267.00	359.47	110.25	3,907.53	8.4%*
TOTAL Tax Collections	1,394,686.00	2,206,144.00	909,138.79	338,423.87	1,297,005.21	41.2%

47 Interest

04/09/2021 11:14
RScott

Lubbock County
REVENUE SUMMARIES REPORT
ACCOUNT SUMMARY MARCH 2021

P 41
glytdbud

FOR 2021 04

	ORIGINAL ESTIM REV	REVISED EST REV	ACTUAL YTD REVENUE	ACTUAL MTD REVENUE	REMAINING REVENUE	PCT COLL
<u>202 470000 INTEREST INCOME</u>	1,000.00	1,000.00	648.46	126.09	351.54	64.8%*
TOTAL Interest	1,000.00	1,000.00	648.46	126.09	351.54	64.8%
<hr/> 48 Other Revenue						
<u>202 489900 OTHER REVENUE</u>	.00	2,290.00	2,289.53	2,289.53	.47	100.0%*
TOTAL Other Revenue	.00	2,290.00	2,289.53	2,289.53	.47	100.0%
TOTAL UNLIMITED TAX ROAD BONDS	1,395,686.00	2,209,434.00	912,076.78	340,839.49	1,297,357.22	41.3%
TOTAL REVENUES	1,395,686.00	2,209,434.00	912,076.78	340,839.49	1,297,357.22	
<hr/> 204 TAX NOTES, SERIES 2013						
<hr/> 47 Interest						
<u>204 470000 INTEREST INCOME</u>	.00	.00	209.43	45.25	-209.43	100.0%*
TOTAL Interest	.00	.00	209.43	45.25	-209.43	100.0%
TOTAL TAX NOTES, SERIES 2013	.00	.00	209.43	45.25	-209.43	100.0%
TOTAL REVENUES	.00	.00	209.43	45.25	-209.43	
<hr/> 206 GEN OB REFUNDING BOND SRS 2013						
<hr/> 40 Tax Collections						
<u>206 400100 CURRENT AD VALOREM TAXE</u>	878,329.00	878,329.00	571,564.77	207,804.39	306,764.23	65.1%*
<u>206 400400 PEN & INT - CURRENT LEV</u>	3,601.00	3,601.00	.00	.00	3,601.00	.0%*
<u>206 400500 DELIQ TAXES - PRIOR YEA</u>	5,358.00	5,358.00	3,013.98	852.97	2,344.02	56.3%*
<u>206 400600 PEN & INT - PRIOR YEARS</u>	2,723.00	2,723.00	1,453.41	445.74	1,269.59	53.4%*
TOTAL Tax Collections	890,011.00	890,011.00	576,032.16	209,103.10	313,978.84	64.7%
<hr/> 47 Interest						
<u>206 470000 INTEREST INCOME</u>	1,000.00	1,000.00	279.53	107.77	720.47	28.0%*

04/09/2021 11:14
RScott

Lubbock County
REVENUE SUMMARIES REPORT
ACCOUNT SUMMARY MARCH 2021

P 42
glytdbud

FOR 2021 04

	ORIGINAL ESTIM REV	REVISED EST REV	ACTUAL YTD REVENUE	ACTUAL MTD REVENUE	REMAINING REVENUE	PCT COLL
TOTAL Interest	1,000.00	1,000.00	279.53	107.77	720.47	28.0%
TOTAL GEN OB REFUNDING BOND SR	891,011.00	891,011.00	576,311.69	209,210.87	314,699.31	64.7%
TOTAL REVENUES	891,011.00	891,011.00	576,311.69	209,210.87	314,699.31	
<u>208 SPECIAL TAX REVENUE BONDS 2020</u>						
47 Interest						
<u>208 470000 INTEREST INCOME</u>	.00	.00	79.67	79.67	-79.67	100.0%*
TOTAL Interest	.00	.00	79.67	79.67	-79.67	100.0%
<u>80 Transfers</u>						
<u>208 807900 XFER FROM VENUE HOT STV</u>	604,567.00	604,567.00	604,567.00	604,567.00	.00	100.0%*
TOTAL Transfers	604,567.00	604,567.00	604,567.00	604,567.00	.00	100.0%
TOTAL SPECIAL TAX REVENUE BOND	604,567.00	604,567.00	604,646.67	604,646.67	-79.67	100.0%
TOTAL REVENUES	604,567.00	604,567.00	604,646.67	604,646.67	-79.67	
<u>301 MPO ROAD CONSTRUCTION</u>						
42 Intergovernmental						
<u>301 421300 TRANSPORTATION IMPROVEM</u>	1,721,096.00	1,721,096.00	.00	54,043.97	1,721,096.00	.0%*
TOTAL Intergovernmental	1,721,096.00	1,721,096.00	.00	54,043.97	1,721,096.00	.0%
<u>47 Interest</u>						
<u>301 470000 INTEREST INCOME</u>	.00	.00	-4.20	.00	4.20	100.0%

04/09/2021 11:14
RScott

Lubbock County
REVENUE SUMMARIES REPORT
ACCOUNT SUMMARY MARCH 2021

P 43
glytdbud

FOR 2021 04

	ORIGINAL ESTIM REV	REVISED EST REV	ACTUAL YTD REVENUE	ACTUAL MTD REVENUE	REMAINING REVENUE	PCT COLL
TOTAL Interest	.00	.00	-4.20	.00	4.20	100.0%
TOTAL MPO ROAD CONSTRUCTION	1,721,096.00	1,721,096.00	-4.20	54,043.97	1,721,100.20	.0%
TOTAL REVENUES	1,721,096.00	1,721,096.00	-4.20	54,043.97	1,721,100.20	
<hr/>						
302 TAX ROAD BOND CONSTRUCTION						
<hr/>						
47 Interest						
<hr/>						
<u>302 470000 INTEREST INCOME</u>	60,000.00	60,000.00	20,503.17	6,025.41	39,496.83	34.2%*
TOTAL Interest	60,000.00	60,000.00	20,503.17	6,025.41	39,496.83	34.2%
<hr/>						
48 Other Revenue						
<hr/>						
<u>302 485500 BOND PROCEEDS</u>	40,980,000.00	40,980,000.00	41,228,577.40	.00	-248,577.40	100.6%*
<u>302 489900 OTHER REVENUE</u>	5,051,727.00	5,051,727.00	6,403.69	.00	5,045,323.31	.1%*
TOTAL Other Revenue	46,031,727.00	46,031,727.00	41,234,981.09	.00	4,796,745.91	89.6%
TOTAL TAX ROAD BOND CONSTRUCTION	46,091,727.00	46,091,727.00	41,255,484.26	6,025.41	4,836,242.74	89.5%
TOTAL REVENUES	46,091,727.00	46,091,727.00	41,255,484.26	6,025.41	4,836,242.74	
<hr/>						
307 CRTS RENOVATIONS #2						
<hr/>						
47 Interest						
<hr/>						
<u>307 470000 INTEREST INCOME</u>	3,000.00	3,000.00	340.88	51.58	2,659.12	11.4%*
TOTAL Interest	3,000.00	3,000.00	340.88	51.58	2,659.12	11.4%
<hr/>						
80 Transfers						
<hr/>						
<u>307 801100 XFER FROM GENERAL FUND</u>	1,958,000.00	1,958,000.00	.00	.00	1,958,000.00	.0%*

04/09/2021 11:14
RScott

Lubbock County
REVENUE SUMMARIES REPORT
ACCOUNT SUMMARY MARCH 2021

P 44
glytdbud

FOR 2021 04

	ORIGINAL ESTIM REV	REVISED EST REV	ACTUAL YTD REVENUE	ACTUAL MTD REVENUE	REMAINING REVENUE	PCT COLL
TOTAL Transfers	1,958,000.00	1,958,000.00	.00	.00	1,958,000.00	.0%
TOTAL CRTC RENOVATIONS #2	1,961,000.00	1,961,000.00	340.88	51.58	1,960,659.12	.0%
TOTAL REVENUES	1,961,000.00	1,961,000.00	340.88	51.58	1,960,659.12	
<u>308 VENUE CAPITAL PROJECT</u>						
47 Interest						
<u>308 470000 INTEREST INCOME</u>	.00	.00	2,892.90	628.31	-2,892.90	100.0%*
TOTAL Interest	.00	.00	2,892.90	628.31	-2,892.90	100.0%
<u>73 Draws</u>						
<u>308 736100 DRAW FROM RESERVES</u>	5,000,000.00	5,000,000.00	.00	.00	5,000,000.00	.0%*
TOTAL Draws	5,000,000.00	5,000,000.00	.00	.00	5,000,000.00	.0%
TOTAL VENUE CAPITAL PROJECT	5,000,000.00	5,000,000.00	2,892.90	628.31	4,997,107.10	.1%
TOTAL REVENUES	5,000,000.00	5,000,000.00	2,892.90	628.31	4,997,107.10	
<u>401 EMPLOYEE HEALTH BENEFIT</u>						
47 Interest						
<u>401 470000 INTEREST INCOME</u>	100,000.00	100,000.00	5,232.93	1,020.50	94,767.07	5.2%*
TOTAL Interest	100,000.00	100,000.00	5,232.93	1,020.50	94,767.07	5.2%
<u>48 Other Revenue</u>						
<u>401 480600 INSURANCE REIMBURSEMENT</u>	50,000.00	50,000.00	.00	.00	50,000.00	.0%*

04/09/2021 11:14
RScott

Lubbock County
REVENUE SUMMARIES REPORT
ACCOUNT SUMMARY MARCH 2021

P 45
glytdbud

FOR 2021 04

	ORIGINAL ESTIM REV	REVISED EST REV	ACTUAL YTD REVENUE	ACTUAL MTD REVENUE	REMAINING REVENUE	PCT COLL
401 483010 SURVIVOR SB872 INSURANC	4,000.00	4,000.00	.00	.00	4,000.00	.0%*
401 483100 COBRA INSURANCE PREMIUM	20,000.00	20,000.00	7,532.01	3,408.33	12,467.99	37.7%*
401 483200 RETIREE INSURANCE PREMI	115,000.00	115,000.00	36,320.00	24,649.90	78,680.00	31.6%*
401 484400 STOP LOSS REIMBURSEMENT	250,000.00	250,000.00	.00	.00	250,000.00	.0%*
401 485100 EMPLOYEE MEDICAL SHARE	1,700,000.00	1,700,000.00	494,115.00	126,095.00	1,205,885.00	29.1%*
401 485200 COUNTY MEDICAL SHARE	10,614,000.00	10,614,000.00	2,983,414.43	754,433.70	7,630,585.57	28.1%*
401 489900 OTHER REVENUE	25,000.00	25,000.00	.00	.00	25,000.00	.0%*
TOTAL Other Revenue	12,778,000.00	12,778,000.00	3,521,381.44	908,586.93	9,256,618.56	27.6%
TOTAL EMPLOYEE HEALTH BENEFIT	12,878,000.00	12,878,000.00	3,526,614.37	909,607.43	9,351,385.63	27.4%
TOTAL REVENUES	12,878,000.00	12,878,000.00	3,526,614.37	909,607.43	9,351,385.63	
403 WORKERS COMPENSATION						
47 Interest						
403 470000 INTEREST INCOME	120,000.00	120,000.00	4,484.35	1,003.37	115,515.65	3.7%*
TOTAL Interest	120,000.00	120,000.00	4,484.35	1,003.37	115,515.65	3.7%
48 Other Revenue						
403 480600 INSURANCE REIMBURSEMENT	10,000.00	10,000.00	321.51	321.51	9,678.49	3.2%*
403 485210 COUNTY W/C SHARE	1,500,000.00	1,500,000.00	570,828.10	125,587.92	929,171.90	38.1%*
403 489900 OTHER REVENUE	500.00	500.00	5,456.70	.00	-4,956.70	1091.3%*
TOTAL Other Revenue	1,510,500.00	1,510,500.00	576,606.31	125,909.43	933,893.69	38.2%
TOTAL WORKERS COMPENSATION	1,630,500.00	1,630,500.00	581,090.66	126,912.80	1,049,409.34	35.6%
TOTAL REVENUES	1,630,500.00	1,630,500.00	581,090.66	126,912.80	1,049,409.34	
GRAND TOTAL	244,972,768.00	248,238,612.00	121,766,817.61	33,563,635.29	126,471,894.39	49.1%

** END OF REPORT - Generated by Scott, Rhonda **

Revenue Summaries Report

For Fiscal: 2020-2021 Period Ending 03/31/21

Group/Fund Summary

04/09/2021 11:19
RScott

Lubbock County
REVENUE SUMMARIES REPORT
ACCOUNT GROUP MARCH 2021

P 1
glytddbud

FOR 2021 04

	ORIGINAL ESTIM REV	REVISED EST REV	ACTUAL YTD REVENUE	ACTUAL MTD REVENUE	REMAINING REVENUE	PCT COLL
011 GENERAL FUND						
40 Tax Collections	93,111,215.00	93,111,215.00	46,415,513.13	17,486,387.35	46,695,701.87	49.8%
41 Licenses/Permits	192,452.00	192,452.00	30,188.80	10,227.70	162,263.20	15.7%
42 Intergovernmental	2,459,264.00	4,344,839.00	2,404,618.23	2,000,042.01	1,940,220.77	55.3%
43 Fees	3,297,270.00	3,297,270.00	1,096,014.55	261,493.52	2,201,255.45	33.2%
44 Commissions	4,635,994.00	4,635,994.00	634,655.07	435,057.48	4,001,338.93	13.7%
45 Charges for Services	2,339,855.00	2,339,855.00	485,900.75	163,979.42	1,853,954.25	20.8%
46 Fines/Forfeitures	704,205.00	704,205.00	151,686.62	48,800.11	552,518.38	21.5%
47 Interest	958,694.00	958,694.00	22,970.51	7,128.69	935,723.49	2.4%
48 Other Revenue	2,338,839.00	2,338,839.00	453,771.16	221,843.84	1,885,067.84	19.4%
73 Draws	5,298,175.00	5,298,175.00	.00	.00	5,298,175.00	.0%
TOTAL REVENUES	115,335,963.00	117,221,538.00	51,695,318.82	20,634,960.12	65,526,219.18	
020 CONSOLIDATED ROAD AND BRIDGE						
42 Intergovernmental	432,500.00	432,500.00	52,154.41	.00	380,345.59	12.1%
45 Charges for Services	2,750,000.00	2,750,000.00	753,622.68	201,920.00	1,996,377.32	27.4%
47 Interest	60,000.00	60,000.00	2,172.22	841.94	57,827.78	3.6%
48 Other Revenue	372,500.00	372,500.00	3,616.55	.00	368,883.45	1.0%
73 Draws	2,254,650.00	2,254,650.00	.00	.00	2,254,650.00	.0%
80 Transfers	4,265,368.00	4,265,368.00	4,265,368.00	4,265,368.00	.00	100.0%
TOTAL REVENUES	10,135,018.00	10,135,018.00	5,076,933.86	4,468,129.94	5,058,084.14	
031 PRECINCT 1 PARK						
40 Tax Collections	112,359.00	112,359.00	72,607.96	26,479.76	39,751.04	64.6%
47 Interest	8,000.00	8,000.00	409.53	82.44	7,590.47	5.1%
48 Other Revenue	8,000.00	8,000.00	600.00	400.00	7,500.00	7.5%
73 Draws	101,499.00	101,499.00	.00	.00	101,499.00	.0%
TOTAL REVENUES	229,858.00	229,858.00	73,617.49	26,962.20	156,340.51	
032 SLATON/ROOSEVELT PARK						
40 Tax Collections	112,359.00	112,359.00	72,607.96	26,479.76	39,751.04	64.6%
47 Interest	3,000.00	3,000.00	66.57	19.33	2,933.43	2.2%

04/09/2021 11:19
RScott

Lubbock County
REVENUE SUMMARIES REPORT
ACCOUNT GROUP MARCH 2021

P 2
glytdbud

FOR 2021 04

	ORIGINAL ESTIM REV	REVISED EST REV	ACTUAL YTD REVENUE	ACTUAL MTD REVENUE	REMAINING REVENUE	PCT COLL
48 Other Revenue	8,000.00	8,000.00	400.00	200.00	7,600.00	5.0%
73 Draws	106,443.00	106,443.00	.00	.00	106,443.00	.0%
TOTAL REVENUES	229,802.00	229,802.00	73,074.53	26,699.09	156,727.47	
033 IDALOU/NEW DEAL PARK						
40 Tax Collections	112,360.00	112,360.00	72,607.96	26,479.76	39,752.04	64.6%
47 Interest	5,000.00	5,000.00	168.83	40.89	4,831.17	3.4%
48 Other Revenue	6,200.00	6,200.00	500.00	.00	5,700.00	8.1%
TOTAL REVENUES	123,560.00	123,560.00	73,276.79	26,520.65	50,283.21	
034 SHALLOWATER PARK						
40 Tax Collections	112,359.00	112,359.00	72,607.96	26,479.76	39,751.04	64.6%
47 Interest	5,000.00	5,000.00	179.60	43.80	4,820.40	3.6%
48 Other Revenue	2,500.00	2,500.00	650.00	100.00	1,850.00	26.0%
73 Draws	141,368.00	141,368.00	.00	.00	141,368.00	.0%
TOTAL REVENUES	261,227.00	261,227.00	73,437.56	26,623.56	187,789.44	
041 PERMANENT IMPROVEMENT						
40 Tax Collections	2,247,180.00	2,247,180.00	1,452,162.94	529,596.85	795,017.06	64.6%
47 Interest	50,000.00	50,000.00	1,816.91	698.73	48,183.09	3.6%
48 Other Revenue	483,732.00	483,732.00	161,244.00	40,311.00	322,488.00	33.3%
73 Draws	716,733.00	716,733.00	.00	.00	716,733.00	.0%
80 Transfers	2,068,943.00	2,068,943.00	2,068,943.00	2,068,943.00	.00	100.0%
TOTAL REVENUES	5,566,588.00	5,566,588.00	3,684,166.85	2,639,549.58	1,882,421.15	
043 LCETRZ NO1 TAX INCREMENT FUND						
47 Interest	3,000.00	3,000.00	386.59	95.89	2,613.41	12.9%
73 Draws	554,290.00	554,290.00	.00	.00	554,290.00	.0%
80 Transfers	145,800.00	166,812.00	166,811.13	.00	.87	100.0%
TOTAL REVENUES	703,090.00	724,102.00	167,197.72	95.89	556,904.28	
046 TJJD (P) JJAEP GRANT						

04/09/2021 11:19
RScott

Lubbock County
REVENUE SUMMARIES REPORT
ACCOUNT GROUP MARCH 2021

P 3
glytdbud

FOR 2021 04

	ORIGINAL ESTIM REV	REVISED EST REV	ACTUAL YTD REVENUE	ACTUAL MTD REVENUE	REMAINING REVENUE	PCT COLL
42 Intergovernmental	80,000.00	80,000.00	17,582.50	1,860.00	62,417.50	22.0%
TOTAL REVENUES	80,000.00	80,000.00	17,582.50	1,860.00	62,417.50	
047 TJJD (R) REG DIVERSION GRANT						
42 Intergovernmental	15,628.00	15,628.00	12,793.98	.00	2,834.02	81.9%
TOTAL REVENUES	15,628.00	15,628.00	12,793.98	.00	2,834.02	
050 JUVENILE STAR PROGRAM						
42 Intergovernmental	425,000.00	425,000.00	425,000.00	425,000.00	.00	100.0%
48 Other Revenue	1,895.00	1,895.00	.00	.00	1,895.00	.0%
80 Transfers	175,000.00	175,000.00	175,000.00	175,000.00	.00	100.0%
TOTAL REVENUES	601,895.00	601,895.00	600,000.00	600,000.00	1,895.00	
051 JUVENILE PROBATION						
45 Charges for Services	5,000.00	5,000.00	1,491.00	483.00	3,509.00	29.8%
47 Interest	75,000.00	75,000.00	3,872.18	798.80	71,127.82	5.2%
48 Other Revenue	2,000.00	2,000.00	218.74	218.74	1,781.26	10.9%
73 Draws	2,970,425.00	2,970,425.00	.00	.00	2,970,425.00	.0%
80 Transfers	4,216,154.00	4,216,154.00	1,405,384.72	351,346.16	2,810,769.28	33.3%
TOTAL REVENUES	7,268,579.00	7,268,579.00	1,410,966.64	352,846.70	5,857,612.36	
054 TJJD (A) JUV PROB COMM GRANT						
42 Intergovernmental	1,649,081.00	1,649,081.00	740,011.32	137,424.00	909,069.68	44.9%
80 Transfers	411,254.00	411,254.00	.00	.00	411,254.00	.0%
TOTAL REVENUES	2,060,335.00	2,060,335.00	740,011.32	137,424.00	1,320,323.68	
055 JUVENILE DETENTION						
45 Charges for Services	500,000.00	500,000.00	210,695.00	48,235.00	289,305.00	42.1%
80 Transfers	4,004,336.00	4,004,336.00	429,555.62	.00	3,574,780.38	10.7%
TOTAL REVENUES	4,504,336.00	4,504,336.00	640,250.62	48,235.00	3,864,085.38	

04/09/2021 11:19
RScott

Lubbock County
REVENUE SUMMARIES REPORT
ACCOUNT GROUP MARCH 2021

P 4
glytdbud

FOR 2021 04

	ORIGINAL ESTIM REV	REVISED EST REV	ACTUAL YTD REVENUE	ACTUAL MTD REVENUE	REMAINING REVENUE	PCT COLL
<u>057 JUVENILE FOOD SERVICE</u>						
42 Intergovernmental	157,449.00	157,449.00	33,508.42	7,692.14	123,940.58	21.3%
80 Transfers	224,789.00	224,789.00	40,723.07	.00	184,065.93	18.1%
TOTAL REVENUES	382,238.00	382,238.00	74,231.49	7,692.14	308,006.51	
<u>064 TJJD (E) TITLE IV E GRANT</u>						
42 Intergovernmental	99,000.00	99,000.00	16,032.23	3,084.67	82,967.77	16.2%
80 Transfers	105,400.00	105,400.00	9,167.70	.00	96,232.30	8.7%
TOTAL REVENUES	204,400.00	204,400.00	25,199.93	3,084.67	179,200.07	
<u>066 CJD RE ENTRY DRUG COURT GRANT</u>						
42 Intergovernmental	40,953.00	40,953.00	9,928.55	.00	31,024.45	24.2%
TOTAL REVENUES	40,953.00	40,953.00	9,928.55	.00	31,024.45	
<u>067 CJD DWI COURT GRANT</u>						
42 Intergovernmental	36,612.00	36,612.00	6,127.27	.00	30,484.73	16.7%
TOTAL REVENUES	36,612.00	36,612.00	6,127.27	.00	30,484.73	
<u>070 ON LINE ACCESS</u>						
43 Fees	35,000.00	35,000.00	24,406.00	6,945.00	10,594.00	69.7%
47 Interest	4,000.00	4,000.00	200.61	44.93	3,799.39	5.0%
73 Draws	146,000.00	146,000.00	.00	.00	146,000.00	.0%
TOTAL REVENUES	185,000.00	185,000.00	24,606.61	6,989.93	160,393.39	
<u>072 CJD DRUG COURT GRANT</u>						
42 Intergovernmental	48,991.00	48,991.00	4,488.43	.00	44,502.57	9.2%
TOTAL REVENUES	48,991.00	48,991.00	4,488.43	.00	44,502.57	

04/09/2021 11:19
RScott

Lubbock County
REVENUE SUMMARIES REPORT
ACCOUNT GROUP MARCH 2021

P 5
glytbdud

FOR 2021 04

	ORIGINAL ESTIM REV	REVISED EST REV	ACTUAL YTD REVENUE	ACTUAL MTD REVENUE	REMAINING REVENUE	PCT COLL
<u>074 COUNTY DRUG COURT COURT COST</u>						
43 Fees	37,040.00	37,040.00	3,659.52	.00	33,380.48	9.9%
47 Interest	1,700.00	1,700.00	148.42	32.31	1,551.58	8.7%
TOTAL REVENUES	38,740.00	38,740.00	3,807.94	32.31	34,932.06	
<u>075 DISPUTE RESOLUTION</u>						
43 Fees	342,950.00	342,950.00	100,474.26	29,129.54	242,475.74	29.3%
47 Interest	.00	.00	-.18	.00	.18	100.0%
TOTAL REVENUES	342,950.00	342,950.00	100,474.08	29,129.54	242,475.92	
<u>076 USDA AG MEDIATION GRANT</u>						
42 Intergovernmental	300,000.00	300,000.00	17,328.44	.00	282,671.56	5.8%
43 Fees	1,500.00	1,500.00	131.25	.00	1,368.75	8.8%
48 Other Revenue	118,500.00	118,500.00	628.13	.00	117,871.87	.5%
80 Transfers	.00	.00	6,798.35	.00	-6,798.35	100.0%
TOTAL REVENUES	420,000.00	420,000.00	24,886.17	.00	395,113.83	
<u>077 DOMESTIC RELATIONS OFFICE</u>						
43 Fees	199,000.00	199,000.00	62,790.86	15,965.38	136,209.14	31.6%
47 Interest	.00	.00	1.36	.38	-1.36	100.0%
TOTAL REVENUES	199,000.00	199,000.00	62,792.22	15,965.76	136,207.78	
<u>079 VENUE HOT & STVR TAX</u>						
40 Tax Collections	2,105,000.00	2,105,000.00	547,162.66	177,138.71	1,557,837.34	26.0%
47 Interest	15,000.00	15,000.00	10,714.07	2,940.32	4,285.93	71.4%
48 Other Revenue	.00	.00	32.40	32.40	-32.40	100.0%
TOTAL REVENUES	2,120,000.00	2,120,000.00	557,909.13	180,111.43	1,562,090.87	
<u>081 LAW LIBRARY</u>						

04/09/2021 11:19
RScott

Lubbock County
REVENUE SUMMARIES REPORT
ACCOUNT GROUP MARCH 2021

P 6
glytdbud

FOR 2021 04

	ORIGINAL ESTIM REV	REVISED EST REV	ACTUAL YTD REVENUE	ACTUAL MTD REVENUE	REMAINING REVENUE	PCT COLL
45 Charges for Services	172,200.00	172,200.00	55,640.86	15,667.75	116,559.14	32.3%
47 Interest	.00	.00	-.10	.24	.10	100.0%
48 Other Revenue	200.00	200.00	30.35	3.00	169.65	15.2%
80 Transfers	26,505.00	26,505.00	26,505.00	26,505.00	.00	100.0%
TOTAL REVENUES	198,905.00	198,905.00	82,176.11	42,175.99	116,728.89	
083 ELECTION SERVICES						
45 Charges for Services	769,775.00	769,775.00	.00	.00	769,775.00	.0%
TOTAL REVENUES	769,775.00	769,775.00	.00	.00	769,775.00	
084 HELP AMERICA VOTE ACT						
42 Intergovernmental	200,000.00	433,235.00	171,206.72	.00	262,028.28	39.5%
TOTAL REVENUES	200,000.00	433,235.00	171,206.72	.00	262,028.28	
085 ELECTION ADMINISTRATION						
45 Charges for Services	67,700.00	67,700.00	.00	.00	67,700.00	.0%
47 Interest	.00	.00	85.23	18.39	-85.23	100.0%
TOTAL REVENUES	67,700.00	67,700.00	85.23	18.39	67,614.77	
086 ELECTION EQUIPMENT						
45 Charges for Services	79,500.00	79,500.00	.00	.00	79,500.00	.0%
47 Interest	.00	.00	117.34	21.89	-117.34	100.0%
73 Draws	6,000.00	6,000.00	.00	.00	6,000.00	.0%
TOTAL REVENUES	85,500.00	85,500.00	117.34	21.89	85,382.66	
090 DIST CLK RECORDS MGT. AND PRES						
43 Fees	18,800.00	18,800.00	5,930.80	1,465.34	12,869.20	31.5%
47 Interest	600.00	600.00	40.54	8.59	559.46	6.8%
73 Draws	22,301.00	22,301.00	.00	.00	22,301.00	.0%
TOTAL REVENUES	41,701.00	41,701.00	5,971.34	1,473.93	35,729.66	

04/09/2021 11:19
RScott

Lubbock County
REVENUE SUMMARIES REPORT
ACCOUNT GROUP MARCH 2021

P 7
glytddbud

FOR 2021 04

	ORIGINAL ESTIM REV	REVISED EST REV	ACTUAL YTD REVENUE	ACTUAL MTD REVENUE	REMAINING REVENUE	PCT COLL
<u>091 CTY CLK RECORDS MGT. AND PRES</u>						
43 Fees	545,725.00	545,725.00	206,404.73	55,939.58	339,320.27	37.8%
47 Interest	40,000.00	40,000.00	2,514.26	552.69	37,485.74	6.3%
73 Draws	24,609.00	24,609.00	.00	.00	24,609.00	.0%
TOTAL REVENUES	610,334.00	610,334.00	208,918.99	56,492.27	401,415.01	
<u>092 CTY RECORDS MGT. AND PRES</u>						
43 Fees	58,000.00	58,000.00	14,171.35	3,033.81	43,828.65	24.4%
47 Interest	6,000.00	6,000.00	242.70	51.96	5,757.30	4.0%
73 Draws	18,948.00	18,948.00	.00	.00	18,948.00	.0%
TOTAL REVENUES	82,948.00	82,948.00	14,414.05	3,085.77	68,533.95	
<u>093 COURTHOUSE SECURITY</u>						
43 Fees	110,000.00	110,000.00	34,215.05	8,169.72	75,784.95	31.1%
47 Interest	.00	.00	10.42	2.12	-10.42	100.0%
TOTAL REVENUES	110,000.00	110,000.00	34,225.47	8,171.84	75,774.53	
<u>094 COURT RECORD PRESERVATION</u>						
43 Fees	48,000.00	48,000.00	16,224.33	4,568.87	31,775.67	33.8%
47 Interest	2,500.00	2,500.00	154.19	34.49	2,345.81	6.2%
TOTAL REVENUES	50,500.00	50,500.00	16,378.52	4,603.36	34,121.48	
<u>095 LOCAL TRUANCY PREVENT & DIVERS</u>						
43 Fees	10,000.00	10,000.00	3,161.88	.00	6,838.12	31.6%
47 Interest	.00	.00	6.64	1.65	-6.64	100.0%
TOTAL REVENUES	10,000.00	10,000.00	3,168.52	1.65	6,831.48	
<u>096 HISTORICAL COMMISSION</u>						

04/09/2021 11:19
RScott

Lubbock County
REVENUE SUMMARIES REPORT
ACCOUNT GROUP MARCH 2021

P 8
glytddbud

FOR 2021 04

	ORIGINAL ESTIM REV	REVISED EST REV	ACTUAL YTD REVENUE	ACTUAL MTD REVENUE	REMAINING REVENUE	PCT COLL
47 Interest	600.00	600.00	8.92	2.46	591.08	1.5%
80 Transfers	5,750.00	5,750.00	5,750.00	5,750.00	.00	100.0%
TOTAL REVENUES	6,350.00	6,350.00	5,758.92	5,752.46	591.08	
097 CHILD ABUSE PREVENTION						
43 Fees	300.00	300.00	10.65	.00	289.35	3.6%
47 Interest	25.00	25.00	2.17	.47	22.83	8.7%
TOTAL REVENUES	325.00	325.00	12.82	.47	312.18	
098 JUSTICE COURT TECHNOLOGY						
43 Fees	.00	.00	.00	-3,161.60	.00	.0%
47 Interest	.00	.00	.00	-.59	.00	.0%
TOTAL REVENUES	.00	.00	.00	-3,162.19	.00	
099 CTY/DIST COURT TECHNOLOGY						
43 Fees	6,100.00	6,100.00	719.42	59.71	5,380.58	11.8%
47 Interest	750.00	750.00	45.59	9.90	704.41	6.1%
73 Draws	3,150.00	3,150.00	.00	.00	3,150.00	.0%
TOTAL REVENUES	10,000.00	10,000.00	765.01	69.61	9,234.99	
102 DIST COURT RECORDS TECHNOLOGY						
43 Fees	32,000.00	32,000.00	11,228.12	2,786.35	20,771.88	35.1%
47 Interest	1,500.00	1,500.00	64.81	15.26	1,435.19	4.3%
73 Draws	30,750.00	30,750.00	.00	.00	30,750.00	.0%
TOTAL REVENUES	64,250.00	64,250.00	11,292.93	2,801.61	52,957.07	
103 COUNTY CLERK RECORDS ARCHIVES						
43 Fees	550,000.00	550,000.00	205,450.00	55,730.00	344,550.00	37.4%
47 Interest	30,000.00	30,000.00	1,772.03	356.59	28,227.97	5.9%

04/09/2021 11:19
RScott

Lubbock County
REVENUE SUMMARIES REPORT
ACCOUNT GROUP MARCH 2021

P 9
glytdbud

FOR 2021 04

	ORIGINAL ESTIM REV	REVISED EST REV	ACTUAL YTD REVENUE	ACTUAL MTD REVENUE	REMAINING REVENUE	PCT COLL
73 Draws	880,000.00	880,000.00	.00	.00	880,000.00	.0%
TOTAL REVENUES	1,460,000.00	1,460,000.00	207,222.03	56,086.59	1,252,777.97	
105 COMMUNITY/ECONOMIC DEV PRG						
42 Intergovernmental	16,000.00	16,000.00	.00	.00	16,000.00	.0%
47 Interest	.00	.00	157.68	34.09	-157.68	100.0%
TOTAL REVENUES	16,000.00	16,000.00	157.68	34.09	15,842.32	
108 JP1 JUSTICE COURT TECHNOLOGY						
43 Fees	7,500.00	7,500.00	1,277.13	1,277.13	6,222.87	17.0%
47 Interest	1,500.00	1,500.00	48.29	10.54	1,451.71	3.2%
73 Draws	49,153.00	49,153.00	.00	.00	49,153.00	.0%
TOTAL REVENUES	58,153.00	58,153.00	1,325.42	1,287.67	56,827.58	
109 JP2 JUSTICE COURT TECHNOLOGY						
43 Fees	2,000.00	2,000.00	538.62	538.62	1,461.38	26.9%
47 Interest	333.00	333.00	65.84	14.28	267.16	19.8%
73 Draws	45,479.00	45,479.00	.00	.00	45,479.00	.0%
TOTAL REVENUES	47,812.00	47,812.00	604.46	552.90	47,207.54	
110 JP3 JUSTICE COURT TECHNOLOGY						
43 Fees	2,000.00	2,000.00	490.15	490.15	1,509.85	24.5%
47 Interest	101.00	101.00	20.05	4.73	80.95	19.9%
73 Draws	5,999.00	5,999.00	.00	.00	5,999.00	.0%
TOTAL REVENUES	8,100.00	8,100.00	510.20	494.88	7,589.80	
111 JP4 JUSTICE COURT TECHNOLOGY						
43 Fees	7,330.00	7,330.00	1,081.64	1,081.64	6,248.36	14.8%
47 Interest	300.00	300.00	58.89	12.48	241.11	19.6%

04/09/2021 11:19
RScott

Lubbock County
REVENUE SUMMARIES REPORT
ACCOUNT GROUP MARCH 2021

P 10
glytdbud

FOR 2021 04

	ORIGINAL ESTIM REV	REVISED EST REV	ACTUAL YTD REVENUE	ACTUAL MTD REVENUE	REMAINING REVENUE	PCT COLL
73 Draws	870.00	870.00	.00	.00	870.00	.0%
TOTAL REVENUES	8,500.00	8,500.00	1,140.53	1,094.12	7,359.47	
113 REGIONAL PUBLIC DEFENDER GRANT						
42 Intergovernmental	6,197,871.00	6,197,871.00	2,711,124.13	22,418.00	3,486,746.87	43.7%
47 Interest	.00	.00	1,394.78	181.33	-1,394.78	100.0%
48 Other Revenue	.00	.00	13.69	.00	-13.69	100.0%
73 Draws	89,685.00	89,685.00	.00	.00	89,685.00	.0%
80 Transfers	103,114.00	103,114.00	103,114.00	.00	.00	100.0%
TOTAL REVENUES	6,390,670.00	6,390,670.00	2,815,646.60	22,599.33	3,575,023.40	
122 SHERIFF CONTRABAND						
46 Fines/Forfeitures	350,000.00	350,000.00	79,827.84	41,738.00	270,172.16	22.8%
47 Interest	3,500.00	3,500.00	251.19	56.80	3,248.81	7.2%
48 Other Revenue	10,000.00	10,000.00	11,928.20	.00	-1,928.20	119.3%
TOTAL REVENUES	363,500.00	363,500.00	92,007.23	41,794.80	271,492.77	
124 INMATE SUPPLY						
47 Interest	17,000.00	17,000.00	15,366.01	3,686.79	1,633.99	90.4%
48 Other Revenue	847,000.00	847,000.00	322,509.94	82,775.93	524,490.06	38.1%
TOTAL REVENUES	864,000.00	864,000.00	337,875.95	86,462.72	526,124.05	
126 VINE GRANT						
42 Intergovernmental	30,171.00	30,171.00	7,530.63	.00	22,640.37	25.0%
TOTAL REVENUES	30,171.00	30,171.00	7,530.63	.00	22,640.37	
128 HOMELAND SECURITY GRANT						
42 Intergovernmental	135,962.00	293,083.00	121,036.00	111,436.00	172,047.00	41.3%
TOTAL REVENUES	135,962.00	293,083.00	121,036.00	111,436.00	172,047.00	
142 LEOSE SHERIFF						

04/09/2021 11:19
RScott

Lubbock County
REVENUE SUMMARIES REPORT
ACCOUNT GROUP MARCH 2021

P 11
glytdbud

FOR 2021 04

	ORIGINAL ESTIM REV	REVISED EST REV	ACTUAL YTD REVENUE	ACTUAL MTD REVENUE	REMAINING REVENUE	PCT COLL
42 Intergovernmental	119,188.00	119,188.00	.00	.00	119,188.00	.0%
47 Interest	1,500.00	1,500.00	81.71	17.74	1,418.29	5.4%
TOTAL REVENUES	120,688.00	120,688.00	81.71	17.74	120,606.29	
<u>145 SHERIFF COMMISSARY SALARY</u>						
42 Intergovernmental	656,701.00	656,701.00	151,288.51	25,662.79	505,412.49	23.0%
TOTAL REVENUES	656,701.00	656,701.00	151,288.51	25,662.79	505,412.49	
<u>148 MAT RE-ENTRY PROGRAM</u>						
42 Intergovernmental	219,984.00	219,984.00	.00	.00	219,984.00	.0%
TOTAL REVENUES	219,984.00	219,984.00	.00	.00	219,984.00	
<u>150 TAG GRANT</u>						
42 Intergovernmental	1,002,028.00	1,002,028.00	184,260.63	42,356.72	817,767.37	18.4%
TOTAL REVENUES	1,002,028.00	1,002,028.00	184,260.63	42,356.72	817,767.37	
<u>152 JMHCP GRANT</u>						
42 Intergovernmental	.00	87,732.00	.00	.00	87,732.00	.0%
48 Other Revenue	.00	67,421.00	.00	.00	67,421.00	.0%
TOTAL REVENUES	.00	155,153.00	.00	.00	155,153.00	
<u>161 CDA BUSINESS CRIMES</u>						
43 Fees	60,000.00	60,000.00	10,334.83	3,242.73	49,665.17	17.2%
47 Interest	380.00	380.00	35.63	7.63	344.37	9.4%
48 Other Revenue	48,120.00	48,120.00	1,279.22	.00	46,840.78	2.7%
TOTAL REVENUES	108,500.00	108,500.00	11,649.68	3,250.36	96,850.32	
<u>163 CDA CONTRABAND</u>						

04/09/2021 11:19
RScott

Lubbock County
REVENUE SUMMARIES REPORT
ACCOUNT GROUP MARCH 2021

P 12
glytbdud

FOR 2021 04

	ORIGINAL ESTIM REV	REVISED EST REV	ACTUAL YTD REVENUE	ACTUAL MTD REVENUE	REMAINING REVENUE	PCT COLL
47 Interest	500.00	500.00	45.27	10.57	454.73	9.1%
48 Other Revenue	76,000.00	76,000.00	61,693.43	38,580.60	14,306.57	81.2%
TOTAL REVENUES	76,500.00	76,500.00	61,738.70	38,591.17	14,761.30	
<u>164 CDA SPATTF GRANT</u>						
42 Intergovernmental	389,151.00	389,151.00	64,347.99	.00	324,803.01	16.5%
47 Interest	.00	.00	9,473.97	4.34	-9,473.97	100.0%
48 Other Revenue	177,217.00	177,217.00	93,869.64	15,364.04	83,347.36	53.0%
80 Transfers	151,686.00	151,686.00	20,879.57	.00	130,806.43	13.8%
TOTAL REVENUES	718,054.00	718,054.00	188,571.17	15,368.38	529,482.83	
<u>166 CDA JAG GRANT</u>						
42 Intergovernmental	172,422.00	172,422.00	163,634.92	.00	8,787.08	94.9%
47 Interest	.00	.00	1,794.08	18.82	-1,794.08	100.0%
TOTAL REVENUES	172,422.00	172,422.00	165,429.00	18.82	6,993.00	
<u>168 CDA Border Prosecution Unit</u>						
42 Intergovernmental	199,700.00	199,700.00	.00	.00	199,700.00	.0%
TOTAL REVENUES	199,700.00	199,700.00	.00	.00	199,700.00	
<u>171 CDA VOCA VICTIM ADV PROJECT</u>						
42 Intergovernmental	216,946.00	216,946.00	34,489.62	8,426.05	182,456.38	15.9%
80 Transfers	54,236.00	54,236.00	8,622.42	2,106.52	45,613.58	15.9%
TOTAL REVENUES	271,182.00	271,182.00	43,112.04	10,532.57	228,069.96	
<u>201 GEN OB REFUNDING BOND SRS 2016</u>						
40 Tax Collections	6,397,503.00	6,397,503.00	4,125,814.93	1,498,741.67	2,271,688.07	64.5%
47 Interest	30,000.00	30,000.00	2,578.60	820.63	27,421.40	8.6%
TOTAL REVENUES	6,427,503.00	6,427,503.00	4,128,393.53	1,499,562.30	2,299,109.47	
<u>202 UNLIMITED TAX ROAD BONDS</u>						

04/09/2021 11:19
RScott

Lubbock County
REVENUE SUMMARIES REPORT
ACCOUNT GROUP MARCH 2021

P 13
glytbdud

FOR 2021 04

	ORIGINAL ESTIM REV	REVISED EST REV	ACTUAL YTD REVENUE	ACTUAL MTD REVENUE	REMAINING REVENUE	PCT COLL
40 Tax Collections	1,394,686.00	2,206,144.00	909,138.79	338,423.87	1,297,005.21	41.2%
47 Interest	1,000.00	1,000.00	648.46	126.09	351.54	64.8%
48 Other Revenue	.00	2,290.00	2,289.53	2,289.53	.47	100.0%
TOTAL REVENUES	1,395,686.00	2,209,434.00	912,076.78	340,839.49	1,297,357.22	
204 TAX NOTES, SERIES 2013						
47 Interest	.00	.00	209.43	45.25	-209.43	100.0%
TOTAL REVENUES	.00	.00	209.43	45.25	-209.43	
206 GEN OB REFUNDING BOND SRS 2013						
40 Tax Collections	890,011.00	890,011.00	576,032.16	209,103.10	313,978.84	64.7%
47 Interest	1,000.00	1,000.00	279.53	107.77	720.47	28.0%
TOTAL REVENUES	891,011.00	891,011.00	576,311.69	209,210.87	314,699.31	
208 SPECIAL TAX REVENUE BONDS 2020						
47 Interest	.00	.00	79.67	79.67	-79.67	100.0%
80 Transfers	604,567.00	604,567.00	604,567.00	604,567.00	.00	100.0%
TOTAL REVENUES	604,567.00	604,567.00	604,646.67	604,646.67	-79.67	
301 MPO ROAD CONSTRUCTION						
42 Intergovernmental	1,721,096.00	1,721,096.00	.00	54,043.97	1,721,096.00	.0%
47 Interest	.00	.00	-4.20	.00	4.20	100.0%
TOTAL REVENUES	1,721,096.00	1,721,096.00	-4.20	54,043.97	1,721,100.20	
302 TAX ROAD BOND CONTRUCTION						
47 Interest	60,000.00	60,000.00	20,503.17	6,025.41	39,496.83	34.2%
48 Other Revenue	46,031,727.00	46,031,727.00	41,234,981.09	.00	4,796,745.91	89.6%
TOTAL REVENUES	46,091,727.00	46,091,727.00	41,255,484.26	6,025.41	4,836,242.74	
307 CRTIC RENOVATIONS #2						

04/09/2021 11:19
RScott

Lubbock County
REVENUE SUMMARIES REPORT
ACCOUNT GROUP MARCH 2021

P 14
glytbdud

FOR 2021 04

	ORIGINAL ESTIM REV	REVISED EST REV	ACTUAL YTD REVENUE	ACTUAL MTD REVENUE	REMAINING REVENUE	PCT COLL
47 Interest	3,000.00	3,000.00	340.88	51.58	2,659.12	11.4%
80 Transfers	1,958,000.00	1,958,000.00	.00	.00	1,958,000.00	.0%
TOTAL REVENUES	1,961,000.00	1,961,000.00	340.88	51.58	1,960,659.12	
<u>308 VENUE CAPITAL PROJECT</u>						
47 Interest	.00	.00	2,892.90	628.31	-2,892.90	100.0%
73 Draws	5,000,000.00	5,000,000.00	.00	.00	5,000,000.00	.0%
TOTAL REVENUES	5,000,000.00	5,000,000.00	2,892.90	628.31	4,997,107.10	
<u>401 EMPLOYEE HEALTH BENEFIT</u>						
47 Interest	100,000.00	100,000.00	5,232.93	1,020.50	94,767.07	5.2%
48 Other Revenue	12,778,000.00	12,778,000.00	3,521,381.44	908,586.93	9,256,618.56	27.6%
TOTAL REVENUES	12,878,000.00	12,878,000.00	3,526,614.37	909,607.43	9,351,385.63	
<u>403 WORKERS COMPENSATION</u>						
47 Interest	120,000.00	120,000.00	4,484.35	1,003.37	115,515.65	3.7%
48 Other Revenue	1,510,500.00	1,510,500.00	576,606.31	125,909.43	933,893.69	38.2%
TOTAL REVENUES	1,630,500.00	1,630,500.00	581,090.66	126,912.80	1,049,409.34	
GRAND TOTAL	244,972,768.00	248,238,612.00	121,766,817.61	33,563,635.29	126,471,894.39	49.1%

** END OF REPORT - Generated by Scott, Rhonda **

04/09/2021 11:21
RScott

Lubbock County
REVENUE SUMMARIES REPORT
FUND SUMMARY MARCH 2021

P 1
glytdbud

FOR 2021 04

	ORIGINAL ESTIM REV	REVISED EST REV	ACTUAL YTD REVENUE	ACTUAL MTD REVENUE	REMAINING REVENUE	PCT COLL
<hr/>						
011 GENERAL FUND						
<hr/>						
020 CONSOLIDATED ROAD AND BRIDGE	115,335,963.00	117,221,538.00	51,695,318.82	20,634,960.12	65,526,219.18	
<hr/>						
031 PRECINCT 1 PARK	10,135,018.00	10,135,018.00	5,076,933.86	4,468,129.94	5,058,084.14	
<hr/>						
032 SLATON/ROOSEVELT PARK	229,858.00	229,858.00	73,617.49	26,962.20	156,340.51	
<hr/>						
033 IDALOU/NEW DEAL PARK	229,802.00	229,802.00	73,074.53	26,699.09	156,727.47	
<hr/>						
034 SHALLOWATER PARK	123,560.00	123,560.00	73,276.79	26,520.65	50,283.21	
<hr/>						
041 PERMANENT IMPROVEMENT	261,227.00	261,227.00	73,437.56	26,623.56	187,789.44	
<hr/>						
043 LCETRZ NO1 TAX INCREMENT FUND	5,566,588.00	5,566,588.00	3,684,166.85	2,639,549.58	1,882,421.15	
<hr/>						
046 TJJD (P) JJAEP GRANT	703,090.00	724,102.00	167,197.72	95.89	556,904.28	
<hr/>						
047 TJJD (R) REG DIVERSION GRANT	80,000.00	80,000.00	17,582.50	1,860.00	62,417.50	
<hr/>						
050 JUVENILE STAR PROGRAM	15,628.00	15,628.00	12,793.98	.00	2,834.02	
<hr/>						
051 JUVENILE PROBATION	601,895.00	601,895.00	600,000.00	600,000.00	1,895.00	
<hr/>						

04/09/2021 11:21
RScott

Lubbock County
REVENUE SUMMARIES REPORT
FUND SUMMARY MARCH 2021

P 2
glytdbud

FOR 2021 04

	ORIGINAL ESTIM REV	REVISED EST REV	ACTUAL YTD REVENUE	ACTUAL MTD REVENUE	REMAINING REVENUE	PCT COLL
054 TJJD (A) JUV PROB COMM GRANT	7,268,579.00	7,268,579.00	1,410,966.64	352,846.70	5,857,612.36	
055 JUVENILE DETENTION	2,060,335.00	2,060,335.00	740,011.32	137,424.00	1,320,323.68	
057 JUVENILE FOOD SERVICE	4,504,336.00	4,504,336.00	640,250.62	48,235.00	3,864,085.38	
064 TJJD (E) TITLE IV E GRANT	382,238.00	382,238.00	74,231.49	7,692.14	308,006.51	
066 CJD RE ENTRY DRUG COURT GRANT	204,400.00	204,400.00	25,199.93	3,084.67	179,200.07	
067 CJD DWI COURT GRANT	40,953.00	40,953.00	9,928.55	.00	31,024.45	
070 ON LINE ACCESS	36,612.00	36,612.00	6,127.27	.00	30,484.73	
072 CJD DRUG COURT GRANT	185,000.00	185,000.00	24,606.61	6,989.93	160,393.39	
074 COUNTY DRUG COURT COURT COST	48,991.00	48,991.00	4,488.43	.00	44,502.57	
075 DISPUTE RESOLUTION	38,740.00	38,740.00	3,807.94	32.31	34,932.06	
076 USDA AG MEDIATION GRANT	342,950.00	342,950.00	100,474.08	29,129.54	242,475.92	

04/09/2021 11:21
RScott

Lubbock County
REVENUE SUMMARIES REPORT
FUND SUMMARY MARCH 2021

P 3
glytdbud

FOR 2021 04

	ORIGINAL ESTIM REV	REVISED EST REV	ACTUAL YTD REVENUE	ACTUAL MTD REVENUE	REMAINING REVENUE	PCT COLL
077 DOMESTIC RELATIONS OFFICE	TOTAL REVENUES 420,000.00	420,000.00	24,886.17	.00	395,113.83	
079 VENUE HOT & STVR TAX	TOTAL REVENUES 199,000.00	199,000.00	62,792.22	15,965.76	136,207.78	
081 LAW LIBRARY	TOTAL REVENUES 2,120,000.00	2,120,000.00	557,909.13	180,111.43	1,562,090.87	
083 ELECTION SERVICES	TOTAL REVENUES 198,905.00	198,905.00	82,176.11	42,175.99	116,728.89	
084 HELP AMERICA VOTE ACT	TOTAL REVENUES 769,775.00	769,775.00	.00	.00	769,775.00	
085 ELECTION ADMINISTRATION	TOTAL REVENUES 200,000.00	433,235.00	171,206.72	.00	262,028.28	
086 ELECTION EQUIPMENT	TOTAL REVENUES 67,700.00	67,700.00	85.23	18.39	67,614.77	
090 DIST CLK RECORDS MGT. AND PRES	TOTAL REVENUES 85,500.00	85,500.00	117.34	21.89	85,382.66	
091 CTY CLK RECORDS MGT. AND PRES	TOTAL REVENUES 41,701.00	41,701.00	5,971.34	1,473.93	35,729.66	
092 CTY RECORDS MGT. AND PRES	TOTAL REVENUES 610,334.00	610,334.00	208,918.99	56,492.27	401,415.01	
093 COURTHOUSE SECURITY	TOTAL REVENUES 82,948.00	82,948.00	14,414.05	3,085.77	68,533.95	

04/09/2021 11:21
RScott

Lubbock County
REVENUE SUMMARIES REPORT
FUND SUMMARY MARCH 2021

P 4
glytdbud

FOR 2021 04

	ORIGINAL ESTIM REV	REVISED EST REV	ACTUAL YTD REVENUE	ACTUAL MTD REVENUE	REMAINING REVENUE	PCT COLL
094 COURT RECORD PRESERVATION	TOTAL REVENUES 110,000.00	110,000.00	34,225.47	8,171.84	75,774.53	
095 LOCAL TRUANCY PREVENT & DIVERS	TOTAL REVENUES 50,500.00	50,500.00	16,378.52	4,603.36	34,121.48	
096 HISTORICAL COMMISSION	TOTAL REVENUES 10,000.00	10,000.00	3,168.52	1.65	6,831.48	
097 CHILD ABUSE PREVENTION	TOTAL REVENUES 6,350.00	6,350.00	5,758.92	5,752.46	591.08	
098 JUSTICE COURT TECHNOLOGY	TOTAL REVENUES 325.00	325.00	12.82	.47	312.18	
099 CTY/DIST COURT TECHNOLOGY	TOTAL REVENUES .00	.00	.00	-3,162.19	.00	
102 DIST COURT RECORDS TECHNOLOGY	TOTAL REVENUES 10,000.00	10,000.00	765.01	69.61	9,234.99	
103 COUNTY CLERK RECORDS ARCHIVES	TOTAL REVENUES 64,250.00	64,250.00	11,292.93	2,801.61	52,957.07	
105 COMMUNITY/ECONOMIC DEV PRG	TOTAL REVENUES 1,460,000.00	1,460,000.00	207,222.03	56,086.59	1,252,777.97	
108 JP1 JUSTICE COURT TECHNOLOGY	TOTAL REVENUES 16,000.00	16,000.00	157.68	34.09	15,842.32	
109 JP2 JUSTICE COURT TECHNOLOGY	TOTAL REVENUES 58,153.00	58,153.00	1,325.42	1,287.67	56,827.58	

04/09/2021 11:21
RScott

Lubbock County
REVENUE SUMMARIES REPORT
FUND SUMMARY MARCH 2021

P 5
glytdbud

FOR 2021 04

	ORIGINAL ESTIM REV	REVISED EST REV	ACTUAL YTD REVENUE	ACTUAL MTD REVENUE	REMAINING REVENUE	PCT COLL
110 JP3 JUSTICE COURT TECHNOLOGY	47,812.00	47,812.00	604.46	552.90	47,207.54	
111 JP4 JUSTICE COURT TECHNOLOGY	8,100.00	8,100.00	510.20	494.88	7,589.80	
113 REGIONAL PUBLIC DEFENDER GRANT	8,500.00	8,500.00	1,140.53	1,094.12	7,359.47	
122 SHERIFF CONTRABAND	6,390,670.00	6,390,670.00	2,815,646.60	22,599.33	3,575,023.40	
124 INMATE SUPPLY	363,500.00	363,500.00	92,007.23	41,794.80	271,492.77	
126 VINE GRANT	864,000.00	864,000.00	337,875.95	86,462.72	526,124.05	
128 HOMELAND SECURITY GRANT	30,171.00	30,171.00	7,530.63	.00	22,640.37	
142 LEOSE SHERIFF	135,962.00	293,083.00	121,036.00	111,436.00	172,047.00	
145 SHERIFF COMMISSARY SALARY	120,688.00	120,688.00	81.71	17.74	120,606.29	
148 MAT RE-ENTRY PROGRAM	656,701.00	656,701.00	151,288.51	25,662.79	505,412.49	
150 TAG GRANT	219,984.00	219,984.00	.00	.00	219,984.00	

04/09/2021 11:21
RScott

Lubbock County
REVENUE SUMMARIES REPORT
FUND SUMMARY MARCH 2021

P 6
glytdbud

FOR 2021 04

		ORIGINAL ESTIM REV	REVISED EST REV	ACTUAL YTD REVENUE	ACTUAL MTD REVENUE	REMAINING REVENUE	PCT COLL
152 JMHCP GRANT	TOTAL REVENUES	1,002,028.00	1,002,028.00	184,260.63	42,356.72	817,767.37	
161 CDA BUSINESS CRIMES	TOTAL REVENUES	.00	155,153.00	.00	.00	155,153.00	
163 CDA CONTRABAND	TOTAL REVENUES	108,500.00	108,500.00	11,649.68	3,250.36	96,850.32	
164 CDA SPATTF GRANT	TOTAL REVENUES	76,500.00	76,500.00	61,738.70	38,591.17	14,761.30	
166 CDA JAG GRANT	TOTAL REVENUES	718,054.00	718,054.00	188,571.17	15,368.38	529,482.83	
168 CDA Border Prosecution Unit	TOTAL REVENUES	172,422.00	172,422.00	165,429.00	18.82	6,993.00	
171 CDA VOCA VICTIM ADV PROJECT	TOTAL REVENUES	199,700.00	199,700.00	.00	.00	199,700.00	
201 GEN OB REFUNDING BOND SRS 2016	TOTAL REVENUES	271,182.00	271,182.00	43,112.04	10,532.57	228,069.96	
202 UNLIMITED TAX ROAD BONDS	TOTAL REVENUES	6,427,503.00	6,427,503.00	4,128,393.53	1,499,562.30	2,299,109.47	
204 TAX NOTES, SERIES 2013	TOTAL REVENUES	1,395,686.00	2,209,434.00	912,076.78	340,839.49	1,297,357.22	
206 GEN OB REFUNDING BOND SRS 2013	TOTAL REVENUES	.00	.00	209.43	45.25	-209.43	

04/09/2021 11:21
RScott

Lubbock County
REVENUE SUMMARIES REPORT
FUND SUMMARY MARCH 2021

P 7
glytdbud

FOR 2021 04

	ORIGINAL ESTIM REV	REVISED EST REV	ACTUAL YTD REVENUE	ACTUAL MTD REVENUE	REMAINING REVENUE	PCT COLL
208 SPECIAL TAX REVENUE BONDS 2020	891,011.00	891,011.00	576,311.69	209,210.87	314,699.31	
301 MPO ROAD CONSTRUCTION	604,567.00	604,567.00	604,646.67	604,646.67	-79.67	
302 TAX ROAD BOND CONTRUCTION	1,721,096.00	1,721,096.00	-4.20	54,043.97	1,721,100.20	
307 CRTC RENOVATIONS #2	46,091,727.00	46,091,727.00	41,255,484.26	6,025.41	4,836,242.74	
308 VENUE CAPITAL PROJECT	1,961,000.00	1,961,000.00	340.88	51.58	1,960,659.12	
401 EMPLOYEE HEALTH BENEFIT	5,000,000.00	5,000,000.00	2,892.90	628.31	4,997,107.10	
403 WORKERS COMPENSATION	12,878,000.00	12,878,000.00	3,526,614.37	909,607.43	9,351,385.63	
TOTAL REVENUES	1,630,500.00	1,630,500.00	581,090.66	126,912.80	1,049,409.34	
GRAND TOTAL	244,972,768.00	248,238,612.00	121,766,817.61	33,563,635.29	126,471,894.39	49.1%

** END OF REPORT - Generated by Scott, Rhonda **

Issued January 17, 2013
206

LUBBOCK COUNTY, TEXAS

Debt Service Maturity Schedule - Refunding Bonds, Series 2013

<u>Fiscal Year</u>	<u>Debt Service Funds</u>		
	<u>Principal</u>	<u>Interest</u>	<u>Total</u>
2021	\$ 635,000.00	\$ 163,175.00	\$ 798,175.00
2022	\$ 655,000.00	\$ 140,550.00	\$ 795,550.00
2023	\$ 680,000.00	\$ 113,850.00	\$ 793,850.00
2024	\$ 875,000.00	\$ 87,125.00	\$ 962,125.00
2025	\$ 905,000.00	\$ 55,900.00	\$ 960,900.00
2026	\$ 945,000.00	\$ 18,900.00	\$ 963,900.00
<u>TOTAL</u>	<u>\$ 4,695,000.00</u>	<u>\$ 579,500.00</u>	<u>\$ 5,274,500.00</u>

Issued September 26, 2019
202

LUBBOCK COUNTY, TEXAS

Debt Service Maturity Schedule - Unlimited Tax Road Bonds, Series 2019

<u>Fiscal Year</u>	<u>Debt Service Funds</u>		
	<u>Principal</u>	<u>Interest</u>	<u>Total</u>
2021	\$ 1,120,000.00	\$ 130,775.00	\$ 1,250,775.00
2022		\$ 108,375.00	\$ 108,375.00
2023		\$ 108,375.00	\$ 108,375.00
2024	\$ 165,000.00	\$ 105,075.00	\$ 270,075.00
2025	\$ 170,000.00	\$ 98,375.00	\$ 268,375.00
2026	\$ 180,000.00	\$ 91,375.00	\$ 271,375.00
2027	\$ 185,000.00	\$ 84,075.00	\$ 269,075.00
2028	\$ 190,000.00	\$ 76,575.00	\$ 266,575.00
2029	\$ 200,000.00	\$ 68,775.00	\$ 268,775.00
2030	\$ 210,000.00	\$ 60,575.00	\$ 270,575.00
2031	\$ 215,000.00	\$ 54,225.00	\$ 269,225.00
2032	\$ 220,000.00	\$ 49,875.00	\$ 269,875.00
2033	\$ 225,000.00	\$ 45,143.75	\$ 270,143.75
2034	\$ 230,000.00	\$ 40,025.00	\$ 270,025.00
2035	\$ 235,000.00	\$ 34,646.88	\$ 269,646.88
2036	\$ 240,000.00	\$ 29,006.26	\$ 269,006.26
2037	\$ 245,000.00	\$ 23,093.76	\$ 268,093.76
2038	\$ 250,000.00	\$ 16,906.26	\$ 266,906.26
2039	\$ 260,000.00	\$ 10,368.76	\$ 270,368.76
2040	\$ 265,000.00	\$ 3,478.13	\$ 268,478.13
<u>TOTAL</u>	<u>\$ 4,805,000.00</u>	<u>\$ 1,239,118.80</u>	<u>\$ 6,044,118.80</u>

Issued June 1, 2020
208

LUBBOCK COUNTY, TEXAS

Debt Service Maturity Schedule - Special Tax Revenue, Series 2020

<u>Fiscal Year</u>	<u>Debt Service Funds</u>		
	<u>Principal</u>	<u>Interest</u>	<u>Total</u>
2021	\$ 400,000.00	\$ 204,566.73	\$ 604,566.73
2022	\$ 460,000.00	\$ 149,451.50	\$ 609,451.50
2023	\$ 470,000.00	\$ 134,777.50	\$ 604,777.50
2024	\$ 485,000.00	\$ 119,784.50	\$ 604,784.50
2025	\$ 505,000.00	\$ 104,313.00	\$ 609,313.00
2026	\$ 520,000.00	\$ 88,203.50	\$ 608,203.50
2027	\$ 535,000.00	\$ 71,615.50	\$ 606,615.50
2028	\$ 550,000.00	\$ 54,549.00	\$ 604,549.00
2029	\$ 570,000.00	\$ 37,004.00	\$ 607,004.00
2030	\$ 590,000.00	\$ 18,821.00	\$ 608,821.00
<u>TOTAL</u>	<u>\$ 5,085,000.00</u>	<u>\$ 983,086.23</u>	<u>\$ 6,068,086.23</u>

Issued November 2020
202

LUBBOCK COUNTY, TEXAS

Debt Service Maturity Schedule - Unlimited Tax Road Bonds, Series 2020

<u>Fiscal Year</u>	<u>Debt Service Funds</u>		
	<u>Principal</u>	<u>Interest</u>	<u>Total</u>
2021	\$ -	\$ 813,747.57	\$ 813,747.57
2022	\$ 360,000.00	\$ 1,097,712.50	\$ 1,457,712.50
2023	\$ 695,000.00	\$ 1,083,687.50	\$ 1,778,687.50
2024	\$ 1,580,000.00	\$ 1,041,662.50	\$ 2,621,662.50
2025	\$ 1,640,000.00	\$ 977,262.50	\$ 2,617,262.50
2026	\$ 1,925,000.00	\$ 905,962.50	\$ 2,830,962.50
2027	\$ 2,005,000.00	\$ 827,362.50	\$ 2,832,362.50
2028	\$ 2,090,000.00	\$ 745,462.50	\$ 2,835,462.50
2029	\$ 2,170,000.00	\$ 660,262.50	\$ 2,830,262.50
2030	\$ 2,260,000.00	\$ 571,662.50	\$ 2,831,662.50
2031	\$ 2,340,000.00	\$ 491,362.50	\$ 2,831,362.50
2032	\$ 2,165,000.00	\$ 423,787.50	\$ 2,588,787.50
2033	\$ 2,220,000.00	\$ 369,112.50	\$ 2,589,112.50
2034	\$ 2,265,000.00	\$ 324,262.50	\$ 2,589,262.50
2035	\$ 2,310,000.00	\$ 278,512.50	\$ 2,588,512.50
2036	\$ 2,360,000.00	\$ 231,812.50	\$ 2,591,812.50
2037	\$ 2,410,000.00	\$ 184,112.50	\$ 2,594,112.50
2038	\$ 2,460,000.00	\$ 133,875.00	\$ 2,593,875.00
2039	\$ 2,505,000.00	\$ 81,121.88	\$ 2,586,121.88
2040	\$ 2,565,000.00	\$ 27,253.13	\$ 2,592,253.13
<u>TOTAL</u>	<u>\$ 38,325,000.00</u>	<u>\$ 11,269,997.58</u>	<u>\$ 49,594,997.58</u>

Combined
201,202,206,208

LUBBOCK COUNTY, TEXAS

Debt Service Maturity Schedule - Combined

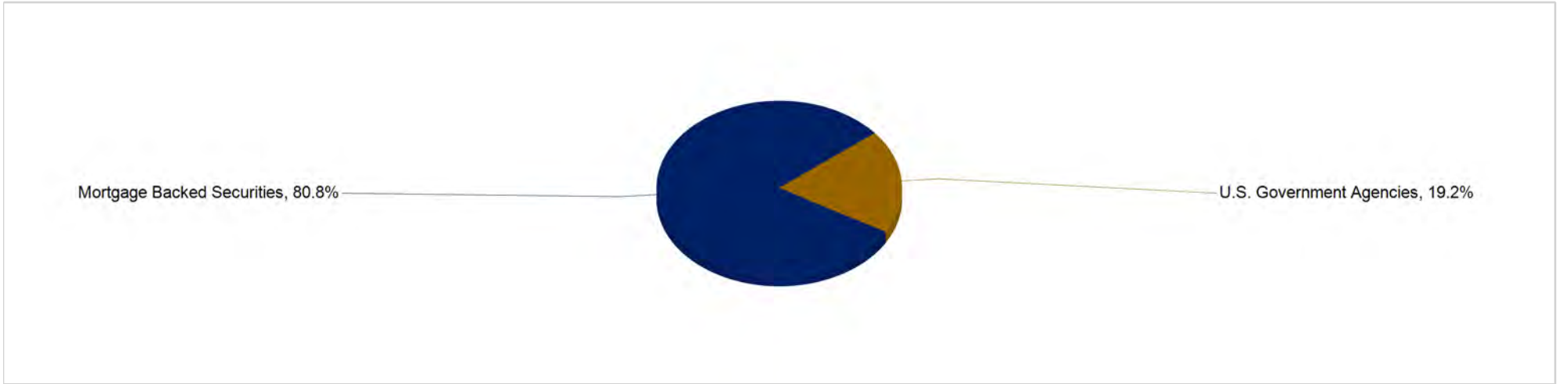
<u>Fiscal Year</u>	<u>Debt Service Funds</u>		
	<u>Principal</u>	<u>Interest</u>	<u>Total</u>
2021	\$ 7,220,000.00	\$ 1,984,639.30	\$ 9,204,639.30
2022	\$ 6,795,000.00	\$ 1,908,839.00	\$ 8,703,839.00
2023	\$ 7,440,000.00	\$ 1,580,565.00	\$ 9,020,565.00
2024	\$ 3,105,000.00	\$ 1,353,647.00	\$ 4,458,647.00
2025	\$ 3,220,000.00	\$ 1,235,850.50	\$ 4,455,850.50
2026	\$ 3,570,000.00	\$ 1,104,441.00	\$ 4,674,441.00
2027	\$ 2,725,000.00	\$ 983,053.00	\$ 3,708,053.00
2028	\$ 2,830,000.00	\$ 876,586.50	\$ 3,706,586.50
2029	\$ 2,940,000.00	\$ 766,041.50	\$ 3,706,041.50
2030	\$ 3,060,000.00	\$ 651,058.50	\$ 3,711,058.50
2031	\$ 2,555,000.00	\$ 545,587.50	\$ 3,100,587.50
2032	\$ 2,385,000.00	\$ 473,662.50	\$ 2,858,662.50
2033	\$ 2,445,000.00	\$ 414,256.25	\$ 2,859,256.25
2034	\$ 2,495,000.00	\$ 364,287.50	\$ 2,859,287.50
2035	\$ 2,545,000.00	\$ 313,159.38	\$ 2,858,159.38
2036	\$ 2,600,000.00	\$ 260,818.76	\$ 2,860,818.76
2037	\$ 2,655,000.00	\$ 207,206.26	\$ 2,862,206.26
2038	\$ 2,710,000.00	\$ 150,781.26	\$ 2,860,781.26
2039	\$ 2,765,000.00	\$ 91,490.64	\$ 2,856,490.64
2040	\$ 2,830,000.00	\$ 30,731.26	\$ 2,860,731.26
<u>TOTAL</u>	<u>\$ 68,890,000.00</u>	<u>\$ 15,296,702.61</u>	<u>\$ 84,186,702.61</u>

Report Sequence: Intent, sgrp, styp, CUSIP, Ticket

Intent	SGrp	STyp	CUSIP	Ticket-P#	Status	Par Value	Int Accrual	Accret/-Amort	Book G/L	Net Income	Principal Paid	Interest Paid
AFS	AGEN	FNDB	3136G33B9	185155495-1	Active	3,000,000.00	3,500.00	0.00	0.00	3,500.00	0.00	0.00
FNDB Total						3,000,000.00	3,500.00	0.00	0.00	3,500.00	0.00	0.00
AGEN Total						3,000,000.00	3,500.00	0.00	0.00	3,500.00	0.00	0.00
AFS	MBS	FGLM	3132D56A5	177009072-1	Active	1,809,757.64	2,262.20	-492.27	0.00	1,769.93	17,947.82	2,284.63
AFS	MBS	FGLM	3132D57G1	177021574-1	Active	987,240.96	411.35	-15.71	0.00	395.64	0.00	0.00
AFS	MBS	FGLM	3132D57M8	177021575-1	Active	2,984,152.17	1,243.39	-52.82	0.00	1,190.57	0.00	0.00
FGLM Total						5,781,150.77	3,916.94	-560.80	0.00	3,356.14	17,947.82	2,284.63
AFS	MBS	FNMA	3140QD5A8	177009073-1	Active	1,835,186.70	2,293.98	-713.66	0.00	1,580.32	28,930.44	2,330.15
AFS	MBS	FNMA	3140X64B4	177009074-1	Active	2,744,361.09	5,717.42	-2,498.74	0.00	3,218.68	32,839.92	5,785.84
AFS	MBS	FNMA	31418DXG2	177021576-1	Active	1,988,832.08	1,243.02	-126.03	0.00	1,116.99	0.00	0.00
FNMA Total						6,568,379.87	9,254.42	-3,338.43	0.00	5,915.99	61,770.36	8,115.99
MBS Total						12,349,530.64	13,171.36	-3,899.23	0.00	9,272.13	79,718.18	10,400.62
AFS Total						15,349,530.64	16,671.36	-3,899.23	0.00	12,772.13	79,718.18	10,400.62
Grand Total						15,349,530.64	16,671.36	-3,899.23	0.00	12,772.13	79,718.18	10,400.62

Report Sequence: Intent, sgrp, styp, CUSIP, Ticket

Intent	SGrp	STyp	CUSIP	Ticket-P#	Status	Par Value	Int Accrual	Accret/-Amort	Book G/L	Net Income	Principal Paid	Interest Paid
AFS	AGEN	FNDB	3136G33B9	185155495-1	Active	3,000,000.00	21,000.00	0.00	0.00	21,000.00	0.00	21,000.00
FNDB Total						3,000,000.00	21,000.00	0.00	0.00	21,000.00	0.00	21,000.00
AGEN Total						3,000,000.00	21,000.00	0.00	0.00	21,000.00	0.00	21,000.00
AFS	MBS	FGLM	3132D56A5	177009072-1	Active	1,809,757.64	14,082.38	-4,101.14	0.00	9,981.24	154,905.00	14,276.01
AFS	MBS	FGLM	3132D57G1	177021574-1	Active	987,240.96	411.35	-15.71	0.00	395.64	0.00	0.00
AFS	MBS	FGLM	3132D57M8	177021575-1	Active	2,984,152.17	1,243.39	-52.82	0.00	1,190.57	0.00	0.00
FGLM Total						5,781,150.77	15,737.12	-4,169.67	0.00	11,567.45	154,905.00	14,276.01
AFS	MBS	FNMA	3140QD5A8	177009073-1	Active	1,835,186.70	14,246.34	-3,687.90	0.00	10,558.44	130,600.84	14,409.59
AFS	MBS	FNMA	3140X64B4	177009074-1	Active	2,744,361.09	35,250.69	-13,772.01	0.00	21,478.68	172,003.89	35,609.03
AFS	MBS	FNMA	31418DXG2	177021576-1	Active	1,988,832.08	1,243.02	-126.03	0.00	1,116.99	0.00	0.00
FNMA Total						6,568,379.87	50,740.05	-17,585.94	0.00	33,154.11	302,604.73	50,018.62
MBS Total						12,349,530.64	66,477.17	-21,755.61	0.00	44,721.56	457,509.73	64,294.63
AFS Total						15,349,530.64	87,477.17	-21,755.61	0.00	65,721.56	457,509.73	85,294.63
Grand Total						15,349,530.64	87,477.17	-21,755.61	0.00	65,721.56	457,509.73	85,294.63



Security Group	Yield		Book Value				Market Value	Gain / (Loss)
	Book	TEY	AFS	HTM	Total	%		
Mortgage Backed Securities	1.09	1.09	12,647,462	0	12,647,462	80.8 %	12,514,015	(133,447)
U.S. Government Agencies	1.40	1.40	3,000,000	0	3,000,000	19.2 %	3,016,746	16,746
Total	1.15	1.15	15,647,462	0	15,647,462		15,530,761	(116,701)
			100.0 %	0.0 %	100.0%			
Market Value			15,530,761	0	15,530,761			
Gain/(Loss)			(116,701)	0	(116,701)			

Market price date as of 3/24/2021.

Lubbock County, Texas

Transfer From/To

Year to Date

March 2021

Xfer From Account	Xfer From Budget	Xfer From Amount	Xfer To Account	Xfer To Budget	Xfer To Amount	Difference Xfer to/from
011-902000	4,165,368.00	4,165,368.00	020-801100	4,165,368.00	4,165,368.00	0.00
011-904100	2,068,943.00	2,068,943.00	041-801100	2,068,943.00	2,068,943.00	0.00
011-904300	145,800.00	166,811.13	043-801100	145,800.00	166,811.13	0.00
011-905100	4,216,154.00	1,405,384.72	051-801100	4,216,154.00	1,405,384.72	0.00
011-908100	26,505.00	26,505.00	081-801100	26,505.00	26,505.00	0.00
011-909600	5,750.00	5,750.00	096-801100	5,750.00	5,750.00	0.00
011-911300	103,114.00	103,114.00	113-801100	103,114.00	103,114.00	0.00
011-916400	151,686.00	20,879.57	164-801100	151,686.00	20,879.57	0.00
011-917100	54,236.00	8,622.42	171-801100	54,236.00	8,622.42	0.00
011-930700	1,958,000.00		307-801100	1,958,000.00		0.00
031-902000	100,000.00	100,000.00	020-803100	100,000.00	100,000.00	0.00
051-905000	175,000.00	175,000.00	050-805100	175,000.00	175,000.00	0.00
051-905400	411,254.00		054-805100	411,254.00		0.00
051-905500	4,004,336.00	429,555.62	055-805100	4,004,336.00	429,555.62	0.00
051-905700	224,789.00	40,723.07	057-805100	224,789.00	40,723.07	0.00
051-906400	105,400.00	9,167.70	064-805100	105,400.00	9,167.70	0.00
075-907600		6,798.35	076-807500		6,798.35	0.00
079-920800	604,567.00	604,567.00	208-807900	604,567.00	604,567.00	0.00
606-960200	10,614.00	2,553.30	602-860600	10,614.00	2,553.30	0.00
606-960300	20,449.00	4,759.25	603-860600	20,449.00	4,759.25	0.00
606-960700	56,890.00	12,509.85	607-860600	56,890.00	12,509.85	0.00
606-960800	25,255.00	8,474.49	608-860600	25,255.00	8,474.49	0.00
606-961400	12,393.00		614-860600	12,393.00		0.00
606-961700	13,326.00	3,732.22	617-860600	13,326.00	3,732.22	0.00
606-961800	4,512.00		618-860600	4,512.00		0.00
606-962500	111,386.00	33,746.31	625-860600	111,386.00	33,746.31	0.00
606-965000	182,333.00		650-860600	182,333.00		0.00
	18,958,060.00	9,402,965.00		18,958,060.00	9,402,965.00	0.00

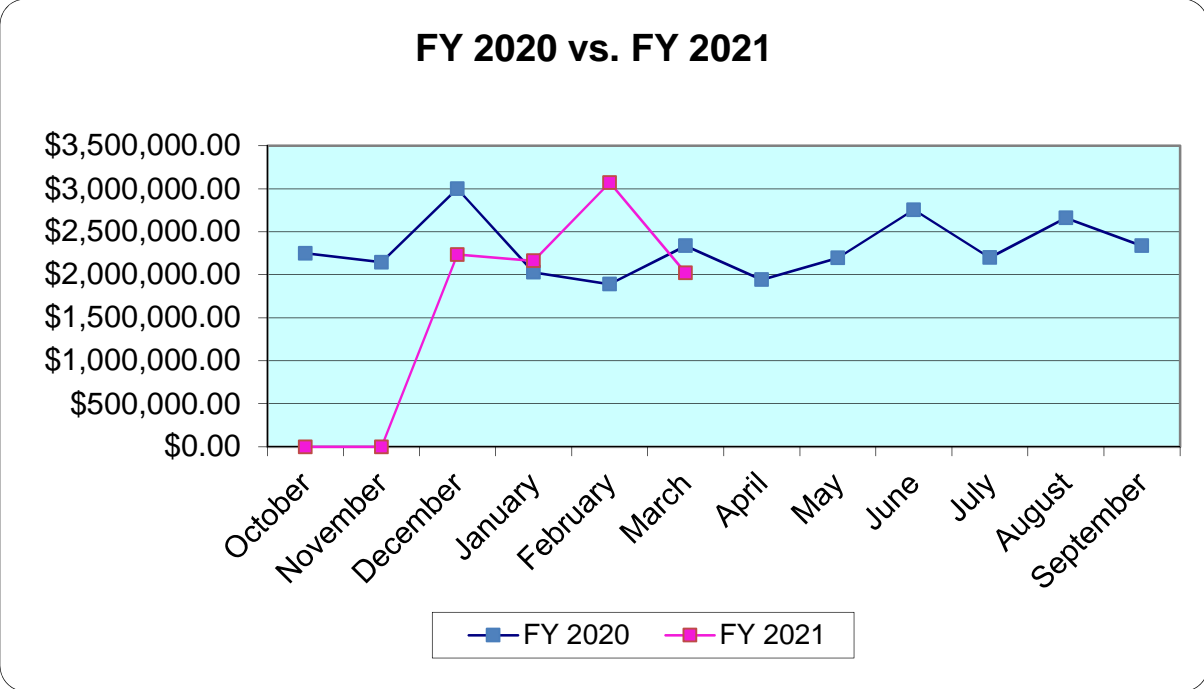
Lubbock County, Texas
Sales Tax Revenue
As of March 2021

Account Number: 011-4010 Title: COUNTY SALES & USE TAX

Source of Revenue: Texas Comptroller Tax Assessor Collector

Description of Revenue: Imposed tax on the receipts from the sale at retail of taxable items within the county and an excise tax on the use, storage, or other consumption within the county of taxable items purchased, leased, or rented from a retailer during the period that the tax is effective within the county.

Month	FY 2020	FY 2021
October	\$2,250,674.27	\$0.00
November	\$2,145,954.57	\$0.00
December	\$3,000,707.10	\$2,235,705.88
January	\$2,028,715.34	\$2,163,046.23
February	\$1,891,174.17	\$3,071,618.98
March	\$2,336,851.94	\$2,021,512.71
April	\$1,943,685.16	
May	\$2,195,098.97	
June	\$2,755,843.12	
July	\$2,200,345.78	
August	\$2,660,917.87	
September	\$2,336,680.76	
Total	\$27,746,649.05	\$9,491,883.80



Lubbock County, Texas
 Ad Valorem Tax Revenue
 As of March 2021

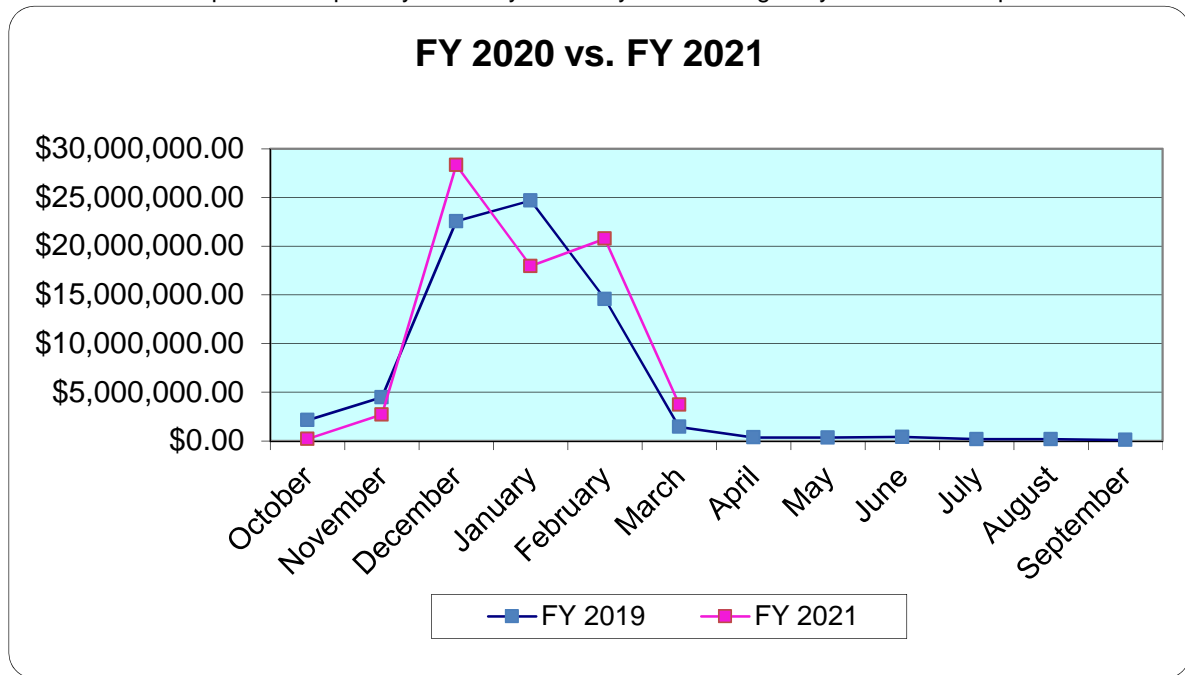
Account Number: 011-4001 Title: CURRENT AD VALOREM TAXES
 031-4001 CURRENT AD VALOREM TAXES
 032-4001 CURRENT AD VALOREM TAXES
 033-4001 CURRENT AD VALOREM TAXES
 034-4001 CURRENT AD VALOREM TAXES
 041-4001 CURRENT AD VALOREM TAXES
 201-4001 CURRENT AD VALOREM TAXES
 202-4001 CURRENT AD VALOREM TAXES
 204-4001 CURRENT AD VALOREM TAXES
 206-4001 CURRENT AD VALOREM TAXES

Source of Revenue: Lubbock Central Appraisal District

Description of Revenue: Property Taxes are levied by October 1 on the assessed value listed as of the prior January 1 for all real and business personal property in conformity with Texas Property Code. Taxes are due on receipt of the tax bill and are delinquent if not paid by February 1 of the year following the year in which imposed.

Month	FY 2020	FY 2021
October	\$2,126,453.43	\$194,200.92
November	\$4,487,983.47	\$2,707,144.55
December	\$22,555,209.25	\$28,320,712.15
January	\$24,679,067.28	\$17,946,450.63
February	\$14,566,657.03	\$20,758,793.67
March	\$1,450,931.17	\$3,705,601.60
April	\$359,873.65	
May	\$335,417.63	
June	\$414,899.67	
July	\$181,337.39	
August	\$176,158.70	
September	\$96,732.40	
Total	\$71,430,721.07	\$73,632,903.52

2020 amounts have been adjusted to actual.



Lubbock County, Texas
Ad Valorem Tax Collections
March 2021

DATE WIRED	CURRENT		DELINQUENT		SPECIAL INVENTORY	BANK INTEREST	UNCLAIMED REFUNDS	TAX CERTIFICATE	Less: TAX INCREMENT FINANCING (TIF)	TOTAL WIRED
	BASE TAX	P&I	BASE TAX	P&I						
MR 2-5	100,585.23	7,717.21	7,621.47	2,507.45		2,749.72	20.00			121,201.08
MR 6-10	186,616.77	6,659.31	9,474.19	4,658.39			5.00			207,413.66
MR 11-15	479,898.23	40,494.46	18,396.64	6,947.91			17.00			545,754.24
MR 16-18	174,592.54	14,601.53	12,923.26	3,789.18			18.00			205,924.51
MR 19-23	219,077.27	18,937.42	10,049.73	3,280.09			8.00			251,352.51
MR 24-26	243,862.46	19,593.64	16,225.05	7,233.01			3.00			286,917.16
MR 27-31	222,769.36	17,847.01	24,056.17	9,878.56			15.00			274,566.10
										-
										-
										-
										-
										-
										-
										-
										-
										-
										-
										-
Transmittal	1,627,401.86	125,850.58	98,746.51	38,294.59	-	2,749.72	-	86.00	-	1,893,129.26
Totals	98,746.51			125,850.58						
Rendition Penalty										
TOTAL RECEIPTS - BASE TAX (NORMAL RECEIPTS)	\$ 1,726,148.37			164,145.17						\$ 1,893,129.26
								TOTAL NET DISTRIBUTION		

NOTE: Due to timing differences, amounts received in one month may not show on unadjusted Financial Statements until the following month.

Budget Report

For Fiscal: 2020-2021 Period Ending 03/31/21

Account Summary

04/09/2021 11:23
RScott

Lubbock County
BUDGET SUMMARIES REPORT
ACCOUNT SUMMARY MARCH 2021

P 1
glytddbud

FOR 2021 04

	ORIGINAL APPROP	REVISED BUDGET	YTD ACTUAL	MTD ACTUAL	ENCUMBRANCES	AVAILABLE BUDGET	PCT USED
011 GENERAL FUND							
000 UNDEFINED							
011 400100 CURRENT AD VALOREM TAXE	64,166,910.00	-64,166,910.00	-41,845,399.09	-15,273,524.49	.00	-22,321,510.91	65.2%*
011 400400 PEN & INT - CURRENT LEV	-263,084.00	-263,084.00	.00	.00	.00	-263,084.00	.0%*
011 400500 DELIQ TAXES - PRIOR YEA	-391,418.00	-391,418.00	-115,611.44	-32,718.92	.00	-275,806.56	29.5%*
011 400600 PEN & INT - PRIOR YEARS	-198,917.00	-198,917.00	-55,750.49	-17,097.71	.00	-143,166.51	28.0%*
011 401000 COUNTY SALES & USE TAX	-28,090,886.00	-28,090,886.00	-4,398,752.11	-2,163,046.23	.00	-23,692,133.89	15.7%*
011 410100 COUNTY CLERK	-63,424.00	-63,424.00	-16,693.80	-3,617.70	.00	-46,730.20	26.3%*
011 410200 BEER & LIQUOR PERMITS	-129,028.00	-129,028.00	-13,495.00	-6,610.00	.00	-115,533.00	10.5%*
011 420120 CARES ACT COVID-19	.00	-1,848,997.00	-169,473.19	.00	.00	-1,679,523.81	9.2%*
011 420146 CORONA EMERGENCY SUPPLE	.00	.00	-615.24	.00	.00	615.24	100.0%
011 420168 EMERGENCY RENTAL ASSIST	.00	.00	-1,562,384.20	-1,562,384.20	.00	1,562,384.20	100.0%
011 420210 STATE MIXED DRINK TAX	-1,484,057.00	-1,484,057.00	-277,251.43	-277,251.43	.00	-1,206,805.57	18.7%*
011 420320 EMERGENCY MGT GRANT	-18,000.00	-18,000.00	-14,459.05	.00	.00	-3,540.95	80.3%*
011 420500 BINGO TAX PROCEEDS	-119,410.00	-119,410.00	-52,457.12	-52,457.12	.00	-66,952.88	43.9%*
011 420900 STATE - COUNTY COURTS	-272,200.00	-272,200.00	-73,050.00	.00	.00	-199,150.00	26.8%*
011 421210 STRADUS A/G CHILD SUPPO	-1,500.00	-1,500.00	-138.41	-70.76	.00	-1,361.59	9.2%*
011 422020 INTER LOCAL AGREEMENT-C	-200,000.00	-200,000.00	.00	.00	.00	-200,000.00	.0%*
011 424600 REGIONAL PUBLIC DEFENDE	-75,078.00	-75,078.00	-75,078.00	.00	.00	.00	100.0%
011 424800 GRANT ADMINISTRATION RE	-2,500.00	-2,500.00	-532.59	.00	.00	-1,967.41	21.3%*
011 425000 INDIGENT DEFENSE GRANT	-286,519.00	-286,519.00	-142,601.00	-71,300.50	.00	-143,918.00	49.8%*
011 425100 INDIGENT ATTY MENTORING	.00	-36,578.00	-36,578.00	-36,578.00	.00	.00	100.0%
011 430200 COUNTY JUDGE	-7,393.00	-7,393.00	-2,494.00	-732.00	.00	-4,899.00	33.7%*
011 430300 COUNTY CLERK	-1,406,364.00	-1,406,364.00	-540,511.79	-152,337.25	.00	-865,852.21	38.4%*
011 430520 J.E.P.J. FEES	-5,009.00	-5,009.00	-1,830.00	-550.00	.00	-3,179.00	36.5%*
011 430600 VRED - TAPE	-365.00	-365.00	-34.19	-1.09	.00	-330.81	9.4%*
011 430700 TRAFFIC	-8,882.00	-8,882.00	-2,083.14	-664.23	.00	-6,798.86	23.5%*
011 430800 CHILD SAFETY - CS	-2,478.00	-2,478.00	-135.93	-102.73	.00	-2,342.07	5.5%*
011 431000 TAX ASSESSOR/COLLECTOR	-37,640.00	-37,640.00	-14,535.00	-3,040.00	.00	-23,105.00	38.6%*
011 431500 INDIGENT DEFENSE FEE	-1,581.00	-1,581.00	-41.61	.00	.00	-1,539.39	2.6%*
011 431600 JURY FEE COUNTY	.00	.00	-185.34	.00	.00	185.34	100.0%
011 432200 PASSPORT FEE - DIST CLE	-52,826.00	-52,826.00	.00	.00	.00	-52,826.00	.0%*
011 432300 DISTRICT CLERK FEES	-506,761.00	-506,761.00	-143,968.31	-23,275.84	.00	-362,792.69	28.4%*
011 432500 PROSECUTOR'S FEES	.00	.00	-912.85	.00	.00	912.85	100.0%
011 433100 JP PRECINCT 1	-58,020.00	-58,020.00	-12,423.48	-3,453.39	.00	-45,596.52	21.4%*
011 433200 JP PRECINCT 2	-42,108.00	-42,108.00	-12,629.25	-3,986.26	.00	-29,478.75	30.0%*
011 433300 JP PRECINCT 3	-49,957.00	-49,957.00	-15,304.81	-5,058.40	.00	-34,652.19	30.6%*
011 433400 JP PRECINCT 4	-32,052.00	-32,052.00	-6,684.02	-1,906.05	.00	-25,367.98	20.9%*
011 434000 DISTRICT ATTORNEY	-28,851.00	-28,851.00	-373.19	-95.90	.00	-28,477.81	1.3%*

04/09/2021 11:23
RScott

Lubbock County
BUDGET SUMMARIES REPORT
ACCOUNT SUMMARY MARCH 2021

P 2
glytdbud

FOR 2021 04

	ORIGINAL APPROP	REVISED BUDGET	YTD ACTUAL	MTD ACTUAL	ENCUMBRANCES	AVAILABLE BUDGET	PCT USED
011 434500 MEDICAL EXAMINER	-270.00	-270.00	.00	.00	.00	-270.00	.0%*
011 434600 SHERIFF	-548,981.00	-548,981.00	-201,491.26	-24,708.28	.00	-347,489.74	36.7%*
011 434800 CONSTABLES	-409,553.00	-409,553.00	-117,836.62	-34,278.62	.00	-291,716.38	28.8%*
011 435000 DEFENSIVE DRIVING FEE	-6,796.00	-6,796.00	-1,676.85	-502.78	.00	-5,119.15	24.7%*
011 435100 SS FEE-INMATE	-27,359.00	-27,359.00	-5,000.00	-1,800.00	.00	-22,359.00	18.3%*
011 435200 ISSUED WARRANT EXECUTIO	-48,104.00	-48,104.00	-10,058.96	-3,184.81	.00	-38,045.04	20.9%*
011 435300 ARREST FEES - COUNTY	-4,790.00	-4,790.00	-2,861.79	-996.89	.00	-1,928.21	59.7%*
011 435410 FAMILY PROTECTION FEE	-6,507.00	-6,507.00	-1,547.10	-420.00	.00	-4,959.90	23.8%*
011 436100 CMI FINE COMMISSION	.00	.00	-.06	.00	.00	.06	100.0%
011 437400 VITAL STATISTICS PRESER	-4,623.00	-4,623.00	-1,395.00	-399.00	.00	-3,228.00	30.2%*
011 440100 MOTOR VEHICLE SALES TAX	-3,206,821.00	-3,206,821.00	.00	.00	.00	-3,206,821.00	.0%*
011 440200 CERTIFICATE OF TITLE CO	-411,213.00	-411,213.00	-89,970.00	-30,220.00	.00	-321,243.00	21.9%*
011 440300 MOTOR VEHICLE COMMISSIO	-824,952.00	-824,952.00	-494,055.30	-396,861.45	.00	-330,896.70	59.9%*
011 440500 (CVC) COMP TO VICTIMS O	-146.00	-146.00	-30.58	.00	.00	-115.42	20.9%*
011 440600 LEOA COMMISSION	.00	.00	-.24	.00	.00	.24	100.0%
011 440800 BEER & LIQUOR COMMISSIO	-2,629.00	-2,629.00	-318.00	-163.00	.00	-2,311.00	12.1%*
011 441100 CJC COMMISSION	.00	.00	-3.29	.00	.00	3.29	100.0%
011 441200 JCPT COMMISSION	.00	.00	-1.31	.00	.00	1.31	100.0%
011 441400 JPD COMM	.00	.00	-43.19	.00	.00	43.19	100.0%
011 441600 ARREST FEES - COMM	-20,174.00	-20,174.00	-1,698.37	.00	.00	-18,475.63	8.4%*
011 441700 LEMI COMMISSION	.00	.00	-.12	.00	.00	.12	100.0%
011 441800 CRIMESTOPPERS-COMM	.00	.00	-.28	.00	.00	.28	100.0%
011 442200 DNA TESTING FEE	.00	.00	-5.06	.00	.00	5.06	100.0%
011 442400 SEPTIC INSPECTION	-60,233.00	-60,233.00	-31,580.00	-6,450.00	.00	-28,653.00	52.4%*
011 442500 FLSI COMM	-4,469.00	-4,469.00	-956.67	.00	.00	-3,512.33	21.4%*
011 442600 FA COMM	-127.00	-127.00	-6.32	.00	.00	-120.68	5.0%*
011 442700 CCC COMM	-615.00	-615.00	-35.89	.00	.00	-579.11	5.8%*
011 442800 JCD COMM	.00	.00	-.24	.00	.00	.24	100.0%
011 442900 TP COMM (40%)	-20,296.00	-20,296.00	-666.99	.00	.00	-19,629.01	3.3%*
011 443000 JE COMM (10%)	-19,056.00	-19,056.00	-1,000.48	.00	.00	-18,055.52	5.3%*
011 443500 NEW CCC COMM	-42,340.00	-42,340.00	-1,623.47	.00	.00	-40,716.53	3.8%*
011 443600 EMS TRAUMA FUND COMM	-5,380.00	-5,380.00	-233.06	.00	.00	-5,146.94	4.3%*
011 444000 STF COMM	-4,529.00	-4,529.00	-57.37	.00	.00	-4,471.63	1.3%*
011 444100 STF COMM	.00	.00	-872.75	.00	.00	872.75	100.0%
011 444200 DNA (CS)	.00	.00	-2.30	.00	.00	2.30	100.0%
011 444300 CIVIL DATA JUSTICE FEE	.00	.00	-.72	.00	.00	.72	100.0%
011 444500 BAIL BOND FEE COMM	-5,348.00	-5,348.00	-1,114.50	.00	.00	-4,233.50	20.8%*
011 444600 COMM DC JUDICIAL FUND	-4,543.00	-4,543.00	-141.02	.00	.00	-4,401.98	3.1%*
011 444700 JURY REIMBURSEMENT FEE	-3,123.00	-3,123.00	-89.57	.00	.00	-3,033.43	2.9%*
011 445000 TIME PAYMENT - COUNTY	.00	.00	-4,180.91	-1,363.03	.00	4,180.91	100.0%
011 445400 CCC STATE COMM	.00	.00	-5,967.07	.00	.00	5,967.07	100.0%
011 450200 JURY FEES	-18,493.00	-18,493.00	-5,188.11	-1,262.00	.00	-13,304.89	28.1%*
011 450400 BOARD BILLS - INMATE	-2,243,146.00	-2,243,146.00	-456,750.00	-156,000.00	.00	-1,786,396.00	20.4%*
011 452100 COURT REPORTER FEES	-78,216.00	-78,216.00	-23,962.64	-6,717.42	.00	-54,253.36	30.6%*

04/09/2021 11:23
RScott

Lubbock County
BUDGET SUMMARIES REPORT
ACCOUNT SUMMARY MARCH 2021

P 3
glytdbud

FOR 2021 04

	ORIGINAL APPROP	REVISED BUDGET	YTD ACTUAL	MTD ACTUAL	ENCUMBRANCES	AVAILABLE BUDGET	PCT USED
011 460100 JP PRECINCT 1	-214,907.00	-214,907.00	-50,446.59	-18,588.88	.00	-164,460.41	23.5%*
011 460200 JP PRECINCT 2	-59,000.00	-59,000.00	-23,853.16	-6,966.27	.00	-35,146.84	40.4%*
011 460300 JP PRECINCT 3	-60,843.00	-60,843.00	-19,502.44	-5,214.70	.00	-41,340.56	32.1%*
011 460400 JP PRECINCT 4	-184,976.00	-184,976.00	-37,053.80	-11,956.07	.00	-147,922.20	20.0%*
011 460800 COUNTY COURT AT LAW 1	-7,023.00	-7,023.00	-316.11	-261.11	.00	-6,706.89	4.5%*
011 460900 COUNTY COURT AT LAW 2	-9,727.00	-9,727.00	-2,753.04	-682.83	.00	-6,973.96	28.3%*
011 461100 DISTRICT CLERK FINES	-9,939.00	-9,939.00	-4,348.98	-2,742.75	.00	-5,590.02	43.8%*
011 461210 FORFEITURES	-157,790.00	-157,790.00	-13,412.50	-2,387.50	.00	-144,377.50	8.5%*
011 470000 INTEREST INCOME	-958,694.00	-958,694.00	-22,970.51	-7,128.69	.00	-935,723.49	2.4%*
011 480200 RENTALS-BUILDINGS	-431,893.00	-431,893.00	-134,631.48	-42,116.16	.00	-297,261.52	31.2%*
011 480300 PARKING LOTS	-75,650.00	-75,650.00	-17,409.00	-4,490.50	.00	-58,241.00	23.0%*
011 480510 DISPOSAL OF PROPERTY	-50,000.00	-50,000.00	-2,355.42	-393.27	.00	-47,644.58	4.7%*
011 480600 INSURANCE REIMBURSEMENT	-50,000.00	-50,000.00	.00	.00	.00	-50,000.00	.0%*
011 480700 JURY REIMBURSEMENTS FRO	-102,097.00	-102,097.00	.00	.00	.00	-102,097.00	.0%*
011 481100 REIMBURSEMENTS-TELETYPE	-1,592.00	-1,592.00	-336.00	-38.00	.00	-1,256.00	21.1%*
011 481300 REFUND - ATTORNEY FEES	-90,609.00	-90,609.00	-9,404.92	-2,657.26	.00	-81,204.08	10.4%*
011 481500 OTHER REFUNDS/REIMBURSE	-50,000.00	-50,000.00	.00	.00	.00	-50,000.00	.0%*
011 481710 PAY PHONE COMMISSION	-933,084.00	-933,084.00	-203,202.48	-132,553.76	.00	-729,881.52	21.8%*
011 482600 ELECTION REVENUES	-288.00	-288.00	-10.30	.00	.00	-277.70	3.6%*
011 483000 INTEREST-LCAD	-11,179.00	-11,179.00	-6,311.52	-5,459.12	.00	-4,867.48	56.5%*
011 484200 REIMB-INMATE TRANSPORTA	-42,447.00	-42,447.00	-4,225.25	-4,225.25	.00	-38,221.75	10.0%*
011 489900 OTHER REVENUE	-500,000.00	-500,000.00	-75,884.79	-29,910.52	.00	-424,115.21	15.2%*
011 736100 DRAW FROM RESERVES	-5,298,175.00	-5,298,175.00	.00	.00	.00	-5,298,175.00	.0%*
011 902000 XFER TO CONSOLIDATED RO	4,165,368.00	4,165,368.00	4,165,368.00	4,165,368.00	.00	.00	100.0%
011 904100 XFER TO PERMANENT IMPRO	2,068,943.00	2,068,943.00	2,068,943.00	2,068,943.00	.00	.00	100.0%
011 904300 XFER TO LCETRZ NOI TAX	145,801.00	166,813.00	166,811.13	.00	.00	1.87	100.0%
011 905100 XFER TO JUVENILE PROBAT	4,216,154.00	4,216,154.00	1,405,384.72	351,346.16	.00	2,810,769.28	33.3%
011 908100 XFER TO LAW LIBRARY	26,505.00	26,505.00	26,505.00	26,505.00	.00	.00	100.0%
011 909600 XFER TO HISTORIC PRESER	5,750.00	5,750.00	5,750.00	5,750.00	.00	.00	100.0%
011 911300 XFER TO REGIONAL PUBLIC	103,114.00	103,114.00	103,114.00	.00	.00	.00	100.0%
011 916400 XFER TO SPATF GRANT	151,686.00	151,686.00	20,879.57	.00	.00	130,806.43	13.8%
011 917100 XFER TO CDA VOCA	55,236.00	55,236.00	8,622.42	2,106.52	.00	46,613.58	15.6%
011 930700 XFER TO CRTS RENO #2	1,958,000.00	1,958,000.00	.00	.00	.00	1,958,000.00	.0%
TOTAL UNDEFINED	-102,439,406.00	-104,303,969.00	-43,723,940.98	-14,014,941.44	.00	-60,580,028.02	41.9%
001 COMMISSIONERS' COURT							
01100110 500100 ELECTED OFFICIALS	325,360.00	325,360.00	102,613.49	25,027.69	.00	222,746.51	31.5%
01100110 500400 VEHICLE ALLOWANCE	19,200.00	19,200.00	6,055.21	1,476.89	.00	13,144.79	31.5%
01100110 500600 STAFF EMPLOYEES	145,642.00	145,642.00	44,481.75	10,615.54	.00	101,160.25	30.5%
01100110 510100 FICA	30,393.00	30,393.00	9,068.96	2,214.81	.00	21,324.04	29.8%

04/09/2021 11:23
RScott

Lubbock County
BUDGET SUMMARIES REPORT
ACCOUNT SUMMARY MARCH 2021

P 4
glytddbud

FOR 2021 04

	ORIGINAL APPROP	REVISED BUDGET	YTD ACTUAL	MTD ACTUAL	ENCUMBRANCES	AVAILABLE BUDGET	PCT USED
01100110 510200 MEDICARE	7,109.00	7,109.00	2,120.94	517.98	.00	4,988.06	29.8%
01100110 510300 RETIREMENT	54,462.00	54,462.00	17,014.97	4,124.02	.00	37,447.03	31.2%
01100110 510400 GROUP HEALTH INSUR	52,717.00	52,717.00	17,803.22	3,499.95	.00	34,913.78	33.8%
01100110 510500 GROUP DENTAL INSUR	2,905.00	2,905.00	880.49	186.77	.00	2,024.51	30.3%
01100110 510600 LIFE INSURANCE	420.00	420.00	115.60	24.64	.00	304.40	27.5%
01100110 510700 UNEMPLOYMENT INSUR	131.00	131.00	35.60	8.50	.00	95.40	27.2%
01100110 510900 WORKER'S COMPENSAT	1,323.00	1,323.00	120.12	28.66	.00	1,202.88	9.1%
01100110 520100 SUPPLIES/OTH OPER	5,000.00	5,000.00	357.02	337.30	2,312.43	2,330.55	53.4%
01100110 523000 NON-CAPITAL SOFTWA	1,260.00	1,260.00	.00	.00	.00	1,260.00	.0%
01100110 540100 COMMUNICATIONS - M	2,810.00	2,810.00	386.87	329.45	1,313.13	1,110.00	60.5%
01100110 550300 TRAVEL AND TRAININ	23,750.00	23,750.00	1,944.11	.00	.00	21,805.89	8.2%
01100110 550500 ASSOCIATION DUES	2,900.00	2,900.00	200.00	.00	.00	2,700.00	6.9%
01100110 580100 INSURANCE AND BOND	475.00	475.00	356.00	.00	.00	119.00	74.9%
TOTAL COMMISSIONERS' COURT	675,857.00	675,857.00	203,554.35	48,392.20	3,625.56	468,677.09	30.7%
002 COUNTY JUDGE							
01100210 500100 ELECTED OFFICIALS	144,120.00	144,120.00	45,453.26	11,086.16	.00	98,666.74	31.5%
01100210 500200 APPOINTED OFFICIAL	52,698.00	52,698.00	16,620.42	4,053.76	.00	36,077.58	31.5%
01100210 510100 FICA	12,203.00	12,203.00	3,234.31	897.20	.00	8,968.69	26.5%
01100210 510200 MEDICARE	2,854.00	2,854.00	860.26	209.82	.00	1,993.74	30.1%
01100210 510300 RETIREMENT	21,866.00	21,866.00	6,896.45	1,682.06	.00	14,969.55	31.5%
01100210 510400 GROUP HEALTH INSUR	15,062.00	15,062.00	8,082.08	1,971.24	.00	6,979.92	53.7%
01100210 510500 GROUP DENTAL INSUR	830.00	830.00	305.94	74.62	.00	524.06	36.9%
01100210 510600 LIFE INSURANCE	120.00	120.00	36.74	8.96	.00	83.26	30.6%
01100210 510700 UNEMPLOYMENT INSUR	47.00	47.00	13.28	3.24	.00	33.72	28.3%
01100210 510900 WORKER'S COMPENSAT	531.00	531.00	44.85	10.94	.00	486.15	8.4%
01100210 520100 SUPPLIES/OTH OPER	1,750.00	1,750.00	.00	.00	700.00	1,050.00	40.0%
01100210 522800 LAW BOOKS	300.00	300.00	182.94	.00	.00	117.06	61.0%
01100210 540100 COMMUNICATIONS - M	300.00	300.00	70.56	70.56	204.44	25.00	91.7%
01100210 550300 TRAVEL AND TRAININ	6,500.00	6,500.00	335.02	.00	.00	6,164.98	5.2%
01100210 550500 ASSOCIATION DUES	200.00	200.00	200.00	.00	.00	.00	100.0%
TOTAL COUNTY JUDGE	259,381.00	259,381.00	82,336.11	20,068.56	904.44	176,140.45	32.1%
003 COUNTY CLERK							
01100310 500100 ELECTED OFFICIALS	81,340.00	81,340.00	25,653.37	6,256.92	.00	55,686.63	31.5%
01100310 500600 STAFF EMPLOYEES	883,345.00	883,345.00	233,464.41	57,049.65	.00	649,880.59	26.4%

04/09/2021 11:23
RScott

Lubbock County
BUDGET SUMMARIES REPORT
ACCOUNT SUMMARY MARCH 2021

P 5
glytdbud

FOR 2021 04

	ORIGINAL APPROP	REVISED BUDGET	YTD ACTUAL	MTD ACTUAL	ENCUMBRANCES	AVAILABLE BUDGET	PCT USED
01100310 500700 OVERTIME COMPENSAT	1,000.00	1,000.00	6.50	.00	.00	993.50	.7%
01100310 500800 TEMPORARY	7,500.00	7,500.00	.00	.00	.00	7,500.00	.0%
01100310 510100 FICA	60,337.00	60,337.00	14,934.48	3,643.54	.00	45,402.52	24.8%
01100310 510200 MEDICARE	14,111.00	14,111.00	3,492.79	852.12	.00	10,618.21	24.8%
01100310 510300 RETIREMENT	107,288.00	107,288.00	28,788.50	7,033.30	.00	78,499.50	26.8%
01100310 510400 GROUP HEALTH INSUR	165,682.00	165,682.00	56,851.66	13,576.60	.00	108,830.34	34.3%
01100310 510500 GROUP DENTAL INSUR	9,130.00	9,130.00	2,824.51	688.90	.00	6,305.49	30.9%
01100310 510600 LIFE INSURANCE	1,320.00	1,320.00	385.77	94.08	.00	934.23	29.2%
01100310 510700 UNEMPLOYMENT INSUR	803.00	803.00	186.80	45.64	.00	616.20	23.3%
01100310 510900 WORKER'S COMPENSAT	2,628.00	2,628.00	630.34	154.02	.00	1,997.66	24.0%
01100310 520100 SUPPLIES/OTH OPER	25,000.00	25,000.00	2,721.60	25.69	7,998.53	14,279.87	42.9%
01100310 522800 LAW BOOKS	1,000.00	1,000.00	.00	.00	.00	1,000.00	.0%
01100310 530100 EQUIPMENT OPER/MAI	2,000.00	2,000.00	.00	.00	.00	2,000.00	.0%
01100310 530800 SOFTWARE MAINTENAN	59,707.00	59,707.00	59,706.58	.00	.00	.42	100.0%
01100310 540100 COMMUNICATIONS - M	680.00	680.00	105.88	52.94	434.12	140.00	79.4%
01100310 550300 TRAVEL AND TRAININ	8,075.00	8,075.00	-400.00	-400.00	.00	8,475.00	-5.0%
01100310 550500 ASSOCIATION DUES	325.00	325.00	325.00	.00	.00	.00	100.0%
TOTAL COUNTY CLERK	1,431,271.00	1,431,271.00	429,678.19	89,073.40	8,432.65	993,160.16	30.6%
005 INFORMATION TECH SERVICES							
01100510 500600 STAFF EMPLOYEES	1,939,854.00	1,939,854.00	476,139.90	116,843.11	.00	1,463,714.10	24.5%
01100510 500700 OVERTIME COMPENSAT	10,000.00	10,000.00	6.75	.00	.00	9,993.25	.1%
01100510 510100 FICA	120,891.00	120,891.00	28,036.19	6,896.55	.00	92,854.81	23.2%
01100510 510200 MEDICARE	28,273.00	28,273.00	6,599.01	1,612.89	.00	21,673.99	23.3%
01100510 510300 RETIREMENT	216,629.00	216,629.00	52,899.74	12,981.24	.00	163,729.26	24.4%
01100510 510400 GROUP HEALTH INSUR	240,992.00	240,992.00	67,788.90	18,962.04	.00	173,203.10	28.1%
01100510 510500 GROUP DENTAL INSUR	13,280.00	13,280.00	3,823.08	1,004.72	.00	9,456.92	28.8%
01100510 510600 LIFE INSURANCE	1,920.00	1,920.00	461.24	129.92	.00	1,458.76	24.0%
01100510 510700 UNEMPLOYMENT INSUR	1,755.00	1,755.00	380.59	93.39	.00	1,374.41	21.7%
01100510 510900 WORKER'S COMPENSAT	5,265.00	5,265.00	1,230.48	315.48	.00	4,034.52	23.4%
01100510 520100 SUPPLIES/OTH OPER	235,895.00	235,895.00	34,292.62	7,481.74	26,710.55	174,891.83	25.9%
01100510 523000 NON-CAPITAL SOFTWA	51,000.00	51,000.00	2,380.75	175.37	.00	48,619.25	4.7%
01100510 523100 NON-CAPITAL EQUIPM	44,600.00	44,600.00	5,552.85	.00	2,726.00	36,321.15	18.6%
01100510 530100 EQUIPMENT OPER/MAI	591,259.00	591,259.00	441,932.90	110,532.66	8,758.42	140,567.68	76.2%
01100510 530200 VEHICLE OPERATION/	3,000.00	3,000.00	291.32	74.54	783.34	1,925.34	35.8%
01100510 530800 SOFTWARE MAINTENAN	1,819,297.00	1,819,297.00	1,555,530.18	6,117.00	688.00	263,078.82	85.5%
01100510 540100 COMMUNICATIONS - M	91,720.00	91,720.00	19,967.48	2,663.57	68,862.52	2,890.00	96.8%
01100510 550300 TRAVEL AND TRAININ	81,200.00	81,200.00	7,434.40	590.40	.00	73,765.60	9.2%
01100510 550500 ASSOCIATION DUES	2,825.00	2,825.00	.00	.00	.00	2,825.00	.0%
01100510 562200 CONTRACT SERVICES	1,856,000.00	1,856,000.00	1,661,600.00	2,900.00	28,400.00	166,000.00	91.1%

04/09/2021 11:23
RScott

Lubbock County
BUDGET SUMMARIES REPORT
ACCOUNT SUMMARY MARCH 2021

P 6
glytddb

FOR 2021 04

	ORIGINAL APPROP	REVISED BUDGET	YTD ACTUAL	MTD ACTUAL	ENCUMBRANCES	AVAILABLE BUDGET	PCT USED
<u>01100510 660500 CAPITAL OUTLAY TEC</u>	2,735,000.00	2,735,000.00	.00	.00	151,441.91	2,583,558.09	5.5%
TOTAL INFORMATION TECH SERVICE	10,090,655.00	10,090,655.00	4,366,348.38	289,374.62	288,370.74	5,435,935.88	46.1%
<u>007 NON DEPARTMENTAL</u>							
<u>01100710 520100 SUPPLIES/OTH OPER</u>	2,500.00	2,500.00	1,148.13	662.17	.00	1,351.87	45.9%
<u>01100710 522500 POSTAGE</u>	279,000.00	279,000.00	106,170.83	1,695.25	47,276.89	125,552.28	55.0%
<u>01100710 522900 PUBLICATIONS LEGAL</u>	30,000.00	30,000.00	7,921.30	.00	8,078.70	14,000.00	53.3%
<u>01100710 540100 COMMUNICATIONS - M</u>	120,000.00	120,000.00	37,793.12	9,484.45	82,206.88	.00	100.0%
<u>01100710 540200 TELEPHONE - LONG D</u>	10,000.00	10,000.00	2,589.87	656.91	7,410.13	.00	100.0%
<u>01100710 550500 ASSOCIATION DUES</u>	62,608.00	62,608.00	60,166.09	27,883.10	2,440.00	1.91	100.0%
<u>01100710 561400 PROFESSIONAL SERVI</u>	380,000.00	380,000.00	76,382.88	14,125.00	193,900.64	109,716.48	71.1%
<u>01100710 562200 CONTRACT SERVICES</u>	80,000.00	71,864.00	9,540.00	8,745.00	.00	62,324.00	13.3%
<u>01100710 562300 INTER LOCAL AGREEM</u>	1,000,000.00	1,000,000.00	262,857.50	.00	735,142.50	2,000.00	99.8%
<u>01100710 580100 INSURANCE AND BOND</u>	600,000.00	600,000.00	35,266.85	.00	126,693.65	438,039.50	27.0%
<u>01100710 580200 PUBLIC OFFICIALS I</u>	450,000.00	450,000.00	.00	.00	.00	450,000.00	.0%
<u>01100710 583000 CIVIL JUDGEMENTS</u>	50,000.00	50,000.00	.00	.00	.00	50,000.00	.0%
<u>01100710 599300 LEGISLATIVE & ADMI</u>	1.00	1.00	.00	.00	.00	1.00	.0%
<u>01100710 599310 PAST YR LEGISLATIV</u>	1.00	1.00	.00	.00	.00	1.00	.0%
<u>01100710 599800 CONTINGENCY</u>	2,612,580.00	2,512,580.00	.00	.00	.00	2,512,580.00	.0%
<u>01100710 599900 OTHER CHARGES</u>	75,000.00	75,000.00	.00	.00	.00	75,000.00	.0%
<u>01100710 599940 CARES ACT COVID-19</u>	.00	1,848,997.00	169,961.57	.00	543.85	1,678,491.58	9.2%
TOTAL NON DEPARTMENTAL	5,751,690.00	7,492,551.00	769,798.14	63,251.88	1,203,693.24	5,519,059.62	26.3%
<u>009 TREASURER</u>							
<u>01100915 500100 ELECTED OFFICIALS</u>	81,340.00	81,340.00	25,653.37	6,256.92	.00	55,686.63	31.5%
<u>01100915 500600 STAFF EMPLOYEES</u>	156,360.00	156,360.00	49,254.97	12,032.68	.00	107,105.03	31.5%
<u>01100915 500800 TEMPORARY</u>	10,000.00	10,000.00	1,717.00	.00	.00	8,283.00	17.2%
<u>01100915 500900 PART TIME POSITION</u>	25,000.00	25,000.00	5,743.80	1,125.00	.00	19,256.20	23.0%
<u>01100915 510100 FICA</u>	16,907.00	16,907.00	4,550.45	1,057.04	.00	12,356.55	26.9%
<u>01100915 510200 MEDICARE</u>	3,954.00	3,954.00	1,064.22	247.23	.00	2,889.78	26.9%
<u>01100915 510300 RETIREMENT</u>	29,186.00	29,186.00	8,960.45	2,156.97	.00	20,225.55	30.7%
<u>01100915 510400 GROUP HEALTH INSUR</u>	30,124.00	30,124.00	16,774.69	4,379.68	.00	13,349.31	55.7%
<u>01100915 510500 GROUP DENTAL INSUR</u>	1,660.00	1,660.00	598.27	160.16	.00	1,061.73	36.0%
<u>01100915 510600 LIFE INSURANCE</u>	240.00	240.00	68.55	17.92	.00	171.45	28.6%
<u>01100915 510700 UNEMPLOYMENT INSUR</u>	172.00	172.00	45.38	10.52	.00	126.62	26.4%
<u>01100915 510900 WORKER'S COMPENSAT</u>	736.00	736.00	149.61	35.53	.00	586.39	20.3%

04/09/2021 11:23
RScott

Lubbock County
BUDGET SUMMARIES REPORT
ACCOUNT SUMMARY MARCH 2021

P 7
glytdbud

FOR 2021 04

	ORIGINAL APPROP	REVISED BUDGET	YTD ACTUAL	MTD ACTUAL	ENCUMBRANCES	AVAILABLE BUDGET	PCT USED
<u>01100915 520100 SUPPLIES/OTH OPER</u>	8,419.00	8,419.00	406.68	268.73	3,149.57	4,862.75	42.2%
<u>01100915 530100 EQUIPMENT OPER/MAI</u>	2,096.00	2,096.00	.00	.00	.00	2,096.00	.0%
<u>01100915 530800 SOFTWARE MAINTENAN</u>	100.00	100.00	100.00	.00	.00	.00	100.0%
<u>01100915 550300 TRAVEL AND TRAININ</u>	6,500.00	6,500.00	185.00	.00	.00	6,315.00	2.8%
<u>01100915 550500 ASSOCIATION DUES</u>	175.00	175.00	.00	.00	.00	175.00	.0%
<u>01100915 562200 CONTRACT SERVICES</u>	2,000.00	2,000.00	2,000.00	.00	.00	.00	100.0%
<u>01100915 580100 INSURANCE AND BOND</u>	5,412.00	5,412.00	3,005.00	.00	.00	2,407.00	55.5%
TOTAL TREASURER	380,381.00	380,381.00	120,277.44	27,748.38	3,149.57	256,953.99	32.4%
<u>010 TAX ASSESSOR/COLLECTOR</u>							
<u>01101015 500100 ELECTED OFFICIALS</u>	81,340.00	81,340.00	25,653.37	6,256.92	.00	55,686.63	31.5%
<u>01101015 500600 STAFF EMPLOYEES</u>	1,262,737.00	1,262,737.00	380,848.25	94,532.06	.00	881,888.75	30.2%
<u>01101015 500900 PART TIME POSITION</u>	18,000.00	18,000.00	2,417.60	464.00	.00	15,582.40	13.4%
<u>01101015 510100 FICA</u>	84,449.00	84,449.00	24,028.21	5,950.79	.00	60,420.79	28.5%
<u>01101015 510200 MEDICARE</u>	19,750.00	19,750.00	5,619.56	1,391.72	.00	14,130.44	28.5%
<u>01101015 510300 RETIREMENT</u>	151,327.00	151,327.00	45,431.08	11,249.25	.00	105,895.92	30.0%
<u>01101015 510400 GROUP HEALTH INSUR</u>	263,585.00	263,585.00	85,150.13	20,576.33	.00	178,434.87	32.3%
<u>01101015 510500 GROUP DENTAL INSUR</u>	14,525.00	14,525.00	4,353.01	1,092.43	.00	10,171.99	30.0%
<u>01101015 510600 LIFE INSURANCE</u>	2,100.00	2,100.00	615.17	150.08	.00	1,484.83	29.3%
<u>01101015 510700 UNEMPLOYMENT INSUR</u>	1,153.00	1,153.00	306.79	76.01	.00	846.21	26.6%
<u>01101015 510900 WORKER'S COMPENSAT</u>	3,678.00	3,678.00	1,034.66	256.45	.00	2,643.34	28.1%
<u>01101015 520100 SUPPLIES/OTH OPER</u>	27,524.00	27,524.00	5,983.06	2,154.35	13,970.72	7,570.22	72.5%
<u>01101015 530200 VEHICLE OPERATION/</u>	2,235.00	2,235.00	188.28	62.89	1,123.53	923.19	58.7%
<u>01101015 540100 COMMUNICATIONS - M</u>	2,520.00	2,520.00	464.19	366.78	2,045.73	10.08	99.6%
<u>01101015 550300 TRAVEL AND TRAININ</u>	15,122.00	15,122.00	1,684.54	195.00	1,546.00	11,891.46	21.4%
<u>01101015 550500 ASSOCIATION DUES</u>	300.00	300.00	.00	.00	.00	300.00	.0%
<u>01101015 562200 CONTRACT SERVICES</u>	15,600.00	15,600.00	12,017.00	.00	.00	3,583.00	77.0%
<u>01101015 570200 BUILDING RENTAL</u>	9,276.00	9,276.00	.00	.00	.00	9,276.00	.0%
<u>01101015 580100 INSURANCE AND BOND</u>	3,550.00	3,550.00	3,550.00	3,550.00	.00	.00	100.0%
TOTAL TAX ASSESSOR/COLLECTOR	1,978,771.00	1,978,771.00	599,344.90	148,325.06	18,685.98	1,360,740.12	31.2%
<u>011 PURCHASING</u>							
<u>01101115 500600 STAFF EMPLOYEES</u>	318,939.00	318,939.00	96,192.47	24,237.67	.00	222,746.53	30.2%
<u>01101115 510100 FICA</u>	19,774.00	19,774.00	5,734.73	1,440.64	.00	14,039.27	29.0%
<u>01101115 510200 MEDICARE</u>	4,625.00	4,625.00	1,341.16	336.93	.00	3,283.84	29.0%
<u>01101115 510300 RETIREMENT</u>	35,434.00	35,434.00	10,686.95	2,692.80	.00	24,747.05	30.2%

04/09/2021 11:23
RScott

Lubbock County
BUDGET SUMMARIES REPORT
ACCOUNT SUMMARY MARCH 2021

P 8
glytdbud

FOR 2021 04

	ORIGINAL APPROP	REVISED BUDGET	YTD ACTUAL	MTD ACTUAL	ENCUMBRANCES	AVAILABLE BUDGET	PCT USED
01101115 510400 GROUP HEALTH INSUR	45,186.00	45,186.00	14,688.07	3,844.54	.00	30,497.93	32.5%
01101115 510500 GROUP DENTAL INSUR	2,490.00	2,490.00	684.41	176.46	.00	1,805.59	27.5%
01101115 510600 LIFE INSURANCE	360.00	360.00	105.74	26.88	.00	254.26	29.4%
01101115 510700 UNEMPLOYMENT INSUR	287.00	287.00	76.91	19.38	.00	210.09	26.8%
01101115 510900 WORKER'S COMPENSAT	861.00	861.00	259.67	65.43	.00	601.33	30.2%
01101115 520100 SUPPLIES/OTH OPER	5,000.00	5,000.00	408.46	265.51	931.23	3,660.31	26.8%
01101115 530100 EQUIPMENT OPER/MAI	500.00	500.00	.00	.00	.00	500.00	.0%
01101115 530200 VEHICLE OPERATION/	500.00	500.00	75.04	22.27	252.61	172.35	65.5%
01101115 550300 TRAVEL AND TRAININ	3,000.00	3,000.00	590.40	590.40	.00	2,409.60	19.7%
01101115 550500 ASSOCIATION DUES	1,225.00	1,225.00	225.00	.00	.00	1,000.00	18.4%
01101115 562200 CONTRACT SERVICES	13,869.00	13,869.00	13,869.00	.00	.00	.00	100.0%
01101115 570100 RENTALS AND LEASES	24,600.00	24,600.00	6,146.79	.00	18,440.37	12.84	99.9%
TOTAL PURCHASING	476,650.00	476,650.00	151,084.80	33,718.91	19,624.21	305,940.99	35.8%

012 AUDITOR

01101215 500200 APPOINTED OFFICIAL	129,540.00	129,540.00	36,269.26	8,846.16	.00	93,270.74	28.0%
01101215 500600 STAFF EMPLOYEES	732,388.00	732,388.00	192,388.30	44,195.62	.00	539,999.70	26.3%
01101215 500700 OVERTIME COMPENSAT	500.00	500.00	108.28	.00	.00	391.72	21.7%
01101215 500800 TEMPORARY	9,300.00	9,300.00	.00	.00	.00	9,300.00	.0%
01101215 500900 PART TIME POSITION	26,229.00	26,229.00	.00	.00	.00	26,229.00	.0%
01101215 510100 FICA	55,673.00	55,673.00	13,515.11	3,117.48	.00	42,157.89	24.3%
01101215 510200 MEDICARE	13,020.00	13,020.00	3,160.72	729.08	.00	9,859.28	24.3%
01101215 510300 RETIREMENT	98,730.00	98,730.00	25,415.82	5,892.93	.00	73,314.18	25.7%
01101215 510400 GROUP HEALTH INSUR	105,434.00	105,434.00	22,869.88	5,800.14	.00	82,564.12	21.7%
01101215 510500 GROUP DENTAL INSUR	5,810.00	5,810.00	1,706.97	375.38	.00	4,103.03	29.4%
01101215 510600 LIFE INSURANCE	840.00	840.00	226.97	53.76	.00	613.03	27.0%
01101215 510700 UNEMPLOYMENT INSUR	808.00	808.00	183.19	42.47	.00	624.81	22.7%
01101215 510900 WORKER'S COMPENSAT	2,424.00	2,424.00	617.53	143.18	.00	1,806.47	25.5%
01101215 520100 SUPPLIES/OTH OPER	12,567.00	12,567.00	2,680.33	1,065.97	7,388.35	2,498.32	80.1%
01101215 523000 NON-CAPITAL SOFTWA	5,000.00	5,000.00	.00	.00	.00	5,000.00	.0%
01101215 523100 NON-CAPITAL EQUIPM	3,500.00	3,500.00	.00	.00	.00	3,500.00	.0%
01101215 530100 EQUIPMENT OPER/MAI	1,000.00	1,000.00	.00	.00	.00	1,000.00	.0%
01101215 540100 COMMUNICATIONS - M	1,540.00	1,540.00	108.80	44.40	431.20	1,000.00	35.1%
01101215 550300 TRAVEL AND TRAININ	21,017.00	21,017.00	3,822.30	3,822.30	.00	17,194.70	18.2%
01101215 550500 ASSOCIATION DUES	4,161.00	4,161.00	.00	.00	.00	4,161.00	.0%
TOTAL AUDITOR	1,229,481.00	1,229,481.00	303,073.46	74,128.87	7,819.55	918,587.99	25.3%

013 HUMAN RESOURCES

01101315 500600 STAFF EMPLOYEES	342,889.00	342,889.00	110,922.18	26,484.79	.00	231,966.82	32.3%
---------------------------------	------------	------------	------------	-----------	-----	------------	-------

04/09/2021 11:23
RScott

Lubbock County
BUDGET SUMMARIES REPORT
ACCOUNT SUMMARY MARCH 2021

P 9
glytddb

FOR 2021 04

	ORIGINAL APPROP	REVISED BUDGET	YTD ACTUAL	MTD ACTUAL	ENCUMBRANCES	AVAILABLE BUDGET	PCT USED
01101315 500800 TEMPORARY	18,000.00	18,000.00	2,124.00	192.00	.00	15,876.00	11.8%
01101315 510100 FICA	22,375.00	22,375.00	6,764.53	1,593.88	.00	15,610.47	30.2%
01101315 510200 MEDICARE	5,233.00	5,233.00	1,582.01	372.74	.00	3,650.99	30.2%
01101315 510300 RETIREMENT	38,095.00	38,095.00	12,323.41	2,942.45	.00	25,771.59	32.3%
01101315 510400 GROUP HEALTH INSUR	37,655.00	37,655.00	11,796.95	2,877.30	.00	25,858.05	31.3%
01101315 510500 GROUP DENTAL INSUR	2,075.00	2,075.00	677.40	165.22	.00	1,397.60	32.6%
01101315 510600 LIFE INSURANCE	300.00	300.00	91.85	22.40	.00	208.15	30.6%
01101315 510700 UNEMPLOYMENT INSUR	324.00	324.00	90.45	21.34	.00	233.55	27.9%
01101315 510900 WORKER'S COMPENSAT	974.00	974.00	305.25	72.03	.00	668.75	31.3%
01101315 520100 SUPPLIES/OTH OPER	81,150.00	81,150.00	14,230.71	1,593.59	12,546.57	54,372.72	33.0%
01101315 522800 LAW BOOKS	2,500.00	2,500.00	.00	.00	.00	2,500.00	.0%
01101315 523000 NON-CAPITAL SOFTWA	1,500.00	1,500.00	.00	.00	.00	1,500.00	.0%
01101315 530800 SOFTWARE MAINTENAN	141,000.00	141,000.00	51,419.81	9,414.65	89,508.35	71.84	99.9%
01101315 540100 COMMUNICATIONS - M	4,800.00	4,800.00	828.89	466.08	2,471.11	1,500.00	68.8%
01101315 550300 TRAVEL AND TRAININ	15,000.00	15,000.00	1,131.80	1,081.80	500.00	13,368.20	10.9%
01101315 550500 ASSOCIATION DUES	2,180.00	2,180.00	1,560.95	219.00	.00	619.05	71.6%
01101315 561400 PROFESSIONAL SERVI	70,500.00	70,500.00	22,720.80	3,509.30	8,164.00	39,615.20	43.8%
01101315 561500 PROFESSIONAL DEVEL	15,000.00	15,000.00	.00	.00	.00	15,000.00	.0%
TOTAL HUMAN RESOURCES	801,550.00	801,550.00	238,570.99	51,028.57	113,190.03	449,788.98	43.9%

014 COURTS

01101420 500100 ELECTED OFFICIALS	649,400.00	649,400.00	200,682.30	45,773.08	.00	448,717.70	30.9%
01101420 500200 APPOINTED OFFICIAL	1,775,362.00	1,775,362.00	529,159.64	129,132.22	.00	1,246,202.36	29.8%
01101420 500600 STAFF EMPLOYEES	756,886.00	756,886.00	205,290.82	54,849.81	.00	551,595.18	27.1%
01101420 500800 TEMPORARY	101,000.00	101,000.00	28,240.51	6,938.88	.00	72,759.49	28.0%
01101420 500900 PART TIME POSITION	14,149.00	14,149.00	2,963.75	312.50	.00	11,185.25	20.9%
01101420 501000 SUPPLEMENTAL SALAR	31,200.00	31,200.00	9,840.00	2,400.00	.00	21,360.00	31.5%
01101420 510100 FICA	206,335.00	206,335.00	52,632.52	14,138.58	.00	153,702.48	25.5%
01101420 510200 MEDICARE	48,256.00	48,256.00	13,492.91	3,306.65	.00	34,763.09	28.0%
01101420 510300 RETIREMENT	358,519.00	358,519.00	105,315.55	25,827.13	.00	253,203.45	29.4%
01101420 510400 GROUP HEALTH INSUR	353,957.00	353,957.00	118,987.51	30,437.54	.00	234,969.49	33.6%
01101420 510500 GROUP DENTAL INSUR	19,505.00	19,505.00	5,672.05	1,469.08	.00	13,832.95	29.1%
01101420 510600 LIFE INSURANCE	2,820.00	2,820.00	647.70	167.16	.00	2,172.30	23.0%
01101420 510700 UNEMPLOYMENT INSUR	2,411.00	2,411.00	621.04	155.05	.00	1,789.96	25.8%
01101420 510900 WORKER'S COMPENSAT	8,986.00	8,986.00	2,024.28	506.97	.00	6,961.72	22.5%
01101420 520100 SUPPLIES/OTH OPER	43,000.00	43,000.00	5,878.13	1,141.33	21,037.18	16,084.69	62.6%
01101420 522800 LAW BOOKS	5,000.00	5,000.00	.00	.00	.00	5,000.00	.0%
01101420 523100 NON-CAPITAL EQUIPM	10,000.00	10,000.00	.00	.00	.00	10,000.00	.0%
01101420 540100 COMMUNICATIONS - M	10,500.00	10,500.00	811.94	21.64	7,639.71	2,048.35	80.5%
01101420 550300 TRAVEL AND TRAININ	47,000.00	47,000.00	1,058.00	514.20	3,350.00	42,592.00	9.4%

04/09/2021 11:23
RScott

Lubbock County
BUDGET SUMMARIES REPORT
ACCOUNT SUMMARY MARCH 2021

P 10
glytdbud

FOR 2021 04

	ORIGINAL APPROP	REVISED BUDGET	YTD ACTUAL	MTD ACTUAL	ENCUMBRANCES	AVAILABLE BUDGET	PCT USED
<u>01101420 550500 ASSOCIATION DUES</u>	11,870.00	11,870.00	1,124.06	30.00	1,150.00	9,595.94	19.2%
<u>01101420 580100 INSURANCE AND BOND</u>	750.00	750.00	142.00	.00	.00	608.00	18.9%
TOTAL COURTS	4,456,906.00	4,456,906.00	1,284,584.71	317,121.82	33,176.89	3,139,144.40	29.6%
<u>015 APPELLATE COURTS</u>							
<u>01101520 501000 SUPPLEMENTAL SALAR</u>	19,280.00	19,280.00	6,080.48	1,483.04	.00	13,199.52	31.5%
<u>01101520 510100 FICA</u>	1,195.00	1,195.00	376.88	91.92	.00	818.12	31.5%
<u>01101520 510200 MEDICARE</u>	280.00	280.00	88.24	21.52	.00	191.76	31.5%
<u>01101520 510300 RETIREMENT</u>	2,142.00	2,142.00	675.68	164.80	.00	1,466.32	31.5%
<u>01101520 510500 GROUP DENTAL INSUR</u>	415.00	415.00	.00	.00	.00	415.00	.0%
<u>01101520 510600 LIFE INSURANCE</u>	240.00	240.00	.00	.00	.00	240.00	.0%
<u>01101520 510900 WORKER'S COMPENSAT</u>	52.00	52.00	.00	.00	.00	52.00	.0%
TOTAL APPELLATE COURTS	23,604.00	23,604.00	7,221.28	1,761.28	.00	16,382.72	30.6%
<u>023 DISTRICT CLERK</u>							
<u>01102320 500100 ELECTED OFFICIALS</u>	81,340.00	81,340.00	25,653.37	6,256.92	.00	55,686.63	31.5%
<u>01102320 500600 STAFF EMPLOYEES</u>	1,136,422.00	1,136,422.00	344,963.64	83,748.85	.00	791,458.36	30.4%
<u>01102320 500700 OVERTIME COMPENSAT</u>	6,000.00	6,000.00	50.03	18.73	.00	5,949.97	.8%
<u>01102320 500800 TEMPORARY</u>	35,000.00	35,000.00	4,148.30	842.95	.00	30,851.70	11.9%
<u>01102320 510100 FICA</u>	78,043.00	78,043.00	22,020.58	5,336.42	.00	56,022.42	28.2%
<u>01102320 510200 MEDICARE</u>	18,253.00	18,253.00	5,150.06	1,248.02	.00	13,102.94	28.2%
<u>01102320 510300 RETIREMENT</u>	135,960.00	135,960.00	41,180.91	10,001.70	.00	94,779.09	30.3%
<u>01102320 510400 GROUP HEALTH INSUR</u>	225,930.00	225,930.00	73,521.57	17,408.73	.00	152,408.43	32.5%
<u>01102320 510500 GROUP DENTAL INSUR</u>	12,450.00	12,450.00	3,961.68	964.59	.00	8,488.32	31.8%
<u>01102320 510600 LIFE INSURANCE</u>	1,800.00	1,800.00	530.84	132.16	.00	1,269.16	29.5%
<u>01102320 510700 UNEMPLOYMENT INSUR</u>	1,060.00	1,060.00	279.38	67.70	.00	780.62	26.4%
<u>01102320 510900 WORKER'S COMPENSAT</u>	3,399.00	3,399.00	942.87	228.49	.00	2,456.13	27.7%
<u>01102320 520100 SUPPLIES/OTH OPER</u>	68,895.00	68,895.00	2,288.73	-726.61	60,020.01	6,586.26	90.4%
<u>01102320 522800 LAW BOOKS</u>	200.00	200.00	.00	.00	.00	200.00	.0%
<u>01102320 530100 EQUIPMENT OPER/MAI</u>	500.00	500.00	.00	.00	.00	500.00	.0%
<u>01102320 550300 TRAVEL AND TRAININ</u>	6,500.00	6,500.00	-75.00	-75.00	.00	6,575.00	-1.2%
<u>01102320 550500 ASSOCIATION DUES</u>	175.00	175.00	125.00	.00	.00	50.00	71.4%
<u>01102320 561400 PROFESSIONAL SERVI</u>	500.00	500.00	65.00	.00	435.00	.00	100.0%
TOTAL DISTRICT CLERK	1,812,427.00	1,812,427.00	524,806.96	125,453.65	60,455.01	1,227,165.03	32.3%
<u>030 JUDICIAL COMPLIANCE</u>							
<u>01103010 500600 STAFF EMPLOYEES</u>	255,310.00	255,310.00	66,205.49	12,696.64	.00	189,104.51	25.9%

04/09/2021 11:23
RScott

Lubbock County
BUDGET SUMMARIES REPORT
ACCOUNT SUMMARY MARCH 2021

P 11
glytdbud

FOR 2021 04

	ORIGINAL APPROP	REVISED BUDGET	YTD ACTUAL	MTD ACTUAL	ENCUMBRANCES	AVAILABLE BUDGET	PCT USED
<u>01103010 500900 PART TIME POSITION</u>	11,033.00	11,033.00	.00	.00	.00	11,033.00	.0%
<u>01103010 510100 FICA</u>	16,513.00	16,513.00	3,943.82	752.82	.00	12,569.18	23.9%
<u>01103010 510200 MEDICARE</u>	3,862.00	3,862.00	922.34	176.06	.00	2,939.66	23.9%
<u>01103010 510300 RETIREMENT</u>	29,591.00	29,591.00	7,355.44	1,410.60	.00	22,235.56	24.9%
<u>01103010 510400 GROUP HEALTH INSUR</u>	45,186.00	45,186.00	12,142.23	2,301.84	.00	33,043.77	26.9%
<u>01103010 510500 GROUP DENTAL INSUR</u>	2,490.00	2,490.00	693.70	133.22	.00	1,796.30	27.9%
<u>01103010 510600 LIFE INSURANCE</u>	360.00	360.00	94.54	17.92	.00	265.46	26.3%
<u>01103010 510700 UNEMPLOYMENT INSUR</u>	240.00	240.00	52.87	10.14	.00	187.13	22.0%
<u>01103010 510900 WORKER'S COMPENSAT</u>	719.00	719.00	178.76	34.28	.00	540.24	24.9%
<u>01103010 520100 SUPPLIES/OTH OPER</u>	2,500.00	2,500.00	31.96	31.96	968.04	1,500.00	40.0%
<u>01103010 550300 TRAVEL AND TRAININ</u>	4,000.00	4,000.00	.00	.00	.00	4,000.00	.0%
<u>01103010 550500 ASSOCIATION DUES</u>	400.00	400.00	.00	.00	.00	400.00	.0%
<u>01103010 561400 PROFESSIONAL SERVI</u>	3,000.00	3,000.00	740.25	246.75	2,220.75	39.00	98.7%
<u>01103010 562200 CONTRACT SERVICES</u>	12,000.00	12,000.00	9,962.22	73.36	.00	2,037.78	83.0%
TOTAL JUDICIAL COMPLIANCE	387,204.00	387,204.00	102,323.62	17,885.59	3,188.79	281,691.59	27.2%
031 JUSTICE OF THE PEACE PCT 1							
<u>01103120 500100 ELECTED OFFICIALS</u>	75,725.00	75,725.00	23,882.50	5,825.00	.00	51,842.50	31.5%
<u>01103120 500600 STAFF EMPLOYEES</u>	164,302.00	164,302.00	50,431.17	12,049.20	.00	113,870.83	30.7%
<u>01103120 510100 FICA</u>	14,882.00	14,882.00	4,245.18	1,021.42	.00	10,636.82	28.5%
<u>01103120 510200 MEDICARE</u>	3,480.00	3,480.00	992.80	238.89	.00	2,487.20	28.5%
<u>01103120 510300 RETIREMENT</u>	26,667.00	26,667.00	8,256.24	1,985.81	.00	18,410.76	31.0%
<u>01103120 510400 GROUP HEALTH INSUR</u>	37,655.00	37,655.00	19,713.78	4,808.24	.00	17,941.22	52.4%
<u>01103120 510500 GROUP DENTAL INSUR</u>	2,075.00	2,075.00	864.20	210.78	.00	1,210.80	41.6%
<u>01103120 510600 LIFE INSURANCE</u>	300.00	300.00	91.85	22.40	.00	208.15	30.6%
<u>01103120 510700 UNEMPLOYMENT INSUR</u>	148.00	148.00	40.25	9.63	.00	107.75	27.2%
<u>01103120 510900 WORKER'S COMPENSAT</u>	648.00	648.00	136.20	32.54	.00	511.80	21.0%
<u>01103120 520100 SUPPLIES/OTH OPER</u>	4,750.00	4,750.00	323.99	36.49	3,794.56	631.45	86.7%
<u>01103120 580100 INSURANCE AND BOND</u>	150.00	150.00	.00	.00	.00	150.00	.0%
TOTAL JUSTICE OF THE PEACE PCT	330,782.00	330,782.00	108,978.16	26,240.40	3,794.56	218,009.28	34.1%
032 JUSTICE OF THE PEACE PCT 2							
<u>01103220 500100 ELECTED OFFICIALS</u>	75,725.00	75,725.00	23,882.50	5,825.00	.00	51,842.50	31.5%
<u>01103220 500600 STAFF EMPLOYEES</u>	142,438.00	142,438.00	42,702.25	10,400.00	.00	99,735.75	30.0%
<u>01103220 500700 OVERTIME COMPENSAT</u>	.00	.00	5.63	.00	.00	-5.63	100.0%*
<u>01103220 510100 FICA</u>	13,526.00	13,526.00	3,925.86	957.86	.00	9,600.14	29.0%

04/09/2021 11:23
RScott

Lubbock County
BUDGET SUMMARIES REPORT
ACCOUNT SUMMARY MARCH 2021

P 12
glytddbud

FOR 2021 04

	ORIGINAL APPROP	REVISED BUDGET	YTD ACTUAL	MTD ACTUAL	ENCUMBRANCES	AVAILABLE BUDGET	PCT USED
01103220 510200 MEDICARE	3,163.00	3,163.00	918.18	224.04	.00	2,244.82	29.0%
01103220 510300 RETIREMENT	24,238.00	24,238.00	7,398.22	1,802.60	.00	16,839.78	30.5%
01103220 510400 GROUP HEALTH INSUR	37,655.00	37,655.00	11,185.39	2,728.14	.00	26,469.61	29.7%
01103220 510500 GROUP DENTAL INSUR	2,075.00	2,075.00	592.96	133.22	.00	1,482.04	28.6%
01103220 510600 LIFE INSURANCE	300.00	300.00	91.85	22.40	.00	208.15	30.6%
01103220 510700 UNEMPLOYMENT INSUR	128.00	128.00	34.16	8.32	.00	93.84	26.7%
01103220 510900 WORKER'S COMPENSAT	589.00	589.00	115.32	28.08	.00	473.68	19.6%
01103220 520100 SUPPLIES/OTH OPER	6,000.00	6,000.00	42.00	42.00	3,158.00	2,800.00	53.3%
01103220 550300 TRAVEL AND TRAININ	5,700.00	5,700.00	.00	.00	200.00	5,500.00	3.5%
01103220 550500 ASSOCIATION DUES	705.00	705.00	.00	.00	60.00	645.00	8.5%
01103220 580100 INSURANCE AND BOND	110.00	110.00	.00	.00	.00	110.00	.0%
TOTAL JUSTICE OF THE PEACE PCT	312,352.00	312,352.00	90,894.32	22,171.66	3,418.00	218,039.68	30.2%

033 JUSTICE OF THE PEACE PCT 3

01103320 500100 ELECTED OFFICIALS	75,725.00	75,725.00	23,882.50	5,825.00	.00	51,842.50	31.5%
01103320 500600 STAFF EMPLOYEES	160,658.00	160,658.00	42,529.15	11,146.71	.00	118,128.85	26.5%
01103320 500800 TEMPORARY	10,000.00	10,000.00	2,318.00	297.50	.00	7,682.00	23.2%
01103320 510100 FICA	15,276.00	15,276.00	3,822.95	963.09	.00	11,453.05	25.0%
01103320 510200 MEDICARE	3,573.00	3,573.00	894.09	225.25	.00	2,678.91	25.0%
01103320 510300 RETIREMENT	26,263.00	26,263.00	7,378.36	1,885.56	.00	18,884.64	28.1%
01103320 510400 GROUP HEALTH INSUR	37,655.00	37,655.00	14,720.23	3,590.30	.00	22,934.77	39.1%
01103320 510500 GROUP DENTAL INSUR	2,075.00	2,075.00	826.41	201.56	.00	1,248.59	39.8%
01103320 510600 LIFE INSURANCE	300.00	300.00	73.48	17.92	.00	226.52	24.5%
01103320 510700 UNEMPLOYMENT INSUR	153.00	153.00	35.88	9.16	.00	117.12	23.5%
01103320 510900 WORKER'S COMPENSAT	665.00	665.00	121.10	30.90	.00	543.90	18.2%
01103320 520100 SUPPLIES/OTH OPER	7,500.00	7,500.00	808.43	126.00	800.00	5,891.57	21.4%
01103320 522800 LAW BOOKS	1,000.00	1,000.00	.00	.00	.00	1,000.00	.0%
01103320 550300 TRAVEL AND TRAININ	10,000.00	10,000.00	.00	.00	.00	10,000.00	.0%
01103320 550500 ASSOCIATION DUES	690.00	690.00	.00	.00	.00	690.00	.0%
01103320 561400 PROFESSIONAL SERVI	2,000.00	2,000.00	.00	.00	.00	2,000.00	.0%
01103320 580100 INSURANCE AND BOND	200.00	200.00	.00	.00	.00	200.00	.0%
01103320 599900 OTHER CHARGES	1,000.00	1,000.00	.00	.00	100.00	900.00	10.0%
TOTAL JUSTICE OF THE PEACE PCT	354,733.00	354,733.00	97,410.58	24,318.95	900.00	256,422.42	27.7%

034 JUSTICE OF THE PEACE PCT 4

01103420 500100 ELECTED OFFICIALS	75,725.00	75,725.00	23,882.50	5,825.00	.00	51,842.50	31.5%
-----------------------------------	-----------	-----------	-----------	----------	-----	-----------	-------

04/09/2021 11:23
RScott

Lubbock County
BUDGET SUMMARIES REPORT
ACCOUNT SUMMARY MARCH 2021

P 13
glytddbud

FOR 2021 04

	ORIGINAL APPROP	REVISED BUDGET	YTD ACTUAL	MTD ACTUAL	ENCUMBRANCES	AVAILABLE BUDGET	PCT USED
<u>01103420 500600 STAFF EMPLOYEES</u>	165,261.00	165,261.00	50,527.78	12,323.86	.00	114,733.22	30.6%
<u>01103420 510100 FICA</u>	14,941.00	14,941.00	4,246.03	1,035.62	.00	10,694.97	28.4%
<u>01103420 510200 MEDICARE</u>	3,494.00	3,494.00	992.95	242.19	.00	2,501.05	28.4%
<u>01103420 510300 RETIREMENT</u>	26,774.00	26,774.00	8,267.09	2,016.36	.00	18,506.91	30.9%
<u>01103420 510400 GROUP HEALTH INSUR</u>	37,655.00	37,655.00	22,362.29	5,454.22	.00	15,292.71	59.4%
<u>01103420 510500 GROUP DENTAL INSUR</u>	2,075.00	2,075.00	893.24	217.86	.00	1,181.76	43.0%
<u>01103420 510600 LIFE INSURANCE</u>	300.00	300.00	91.85	22.40	.00	208.15	30.6%
<u>01103420 510700 UNEMPLOYMENT INSUR</u>	149.00	149.00	40.42	9.86	.00	108.58	27.1%
<u>01103420 510900 WORKER'S COMPENSAT</u>	651.00	651.00	136.45	33.28	.00	514.55	21.0%
<u>01103420 520100 SUPPLIES/OTH OPER</u>	4,000.00	4,000.00	685.05	72.22	1,982.54	1,332.41	66.7%
<u>01103420 522800 LAW BOOKS</u>	200.00	200.00	.00	.00	.00	200.00	.0%
<u>01103420 550300 TRAVEL AND TRAININ</u>	2,500.00	2,500.00	.00	.00	.00	2,500.00	.0%
<u>01103420 550500 ASSOCIATION DUES</u>	175.00	175.00	60.00	.00	.00	115.00	34.3%
TOTAL JUSTICE OF THE PEACE PCT	333,900.00	333,900.00	112,185.65	27,252.87	1,982.54	219,731.81	34.2%
038 CENTRAL JURY							
<u>01103820 520100 SUPPLIES/OTH OPER</u>	56,352.00	56,352.00	3,439.59	713.70	51,689.10	1,223.31	97.8%
<u>01103820 590100 JURY PAY</u>	300,000.00	300,000.00	9,324.00	4,670.00	6,500.00	284,176.00	5.3%
TOTAL CENTRAL JURY	356,352.00	356,352.00	12,763.59	5,383.70	58,189.10	285,399.31	19.9%
039 JUDICIAL							
<u>01103920 522800 LAW BOOKS</u>	11,000.00	11,000.00	2,230.00	725.00	6,525.00	2,245.00	79.6%
<u>01103920 560100 APPOINTED ATTY-S-CI</u>	1,052,000.00	1,052,000.00	265,551.97	76,633.14	.00	786,448.03	25.2%
<u>01103920 560200 APPOINTED ATTY-S-CR</u>	30,000.00	30,000.00	500.00	500.00	.00	29,500.00	1.7%
<u>01103920 560300 APPOINTED ATTY-S-JU</u>	100,000.00	100,000.00	27,495.00	6,835.00	.00	72,505.00	27.5%
<u>01103920 560400 APPOINTED ATTY-S-ME</u>	57,000.00	57,000.00	7,808.75	3,758.75	.00	49,191.25	13.7%
<u>01103920 560500 COURT REPORTER TRA</u>	140,000.00	140,000.00	2,087.00	751.50	.00	137,913.00	1.5%
<u>01103920 560700 APPTED JUDGE/REPTE</u>	60,000.00	60,000.00	8,674.00	3,749.00	.00	51,326.00	14.5%
<u>01103920 560800 WITNESS/INTERPRETE</u>	45,000.00	45,000.00	24,680.33	4,055.48	1,769.84	18,549.83	58.8%
<u>01103920 561100 INMATE MEDICAL</u>	5,000.00	5,000.00	.00	.00	.00	5,000.00	.0%
<u>01103920 561400 PROFESSIONAL SERVI</u>	150,500.00	150,500.00	57,895.64	11,566.00	.00	92,604.36	38.5%
<u>01103920 562200 CONTRACT SERVICES</u>	4,578,000.00	4,614,578.00	2,614,981.00	76,379.00	1,998,209.00	1,388.00	100.0%
<u>01103920 562320 EXPERT WITNESS-JUV</u>	560.00	560.00	.00	.00	.00	560.00	.0%
<u>01103920 562700 EXPERT WITNESS-CRI</u>	150,000.00	150,000.00	32,520.00	28,755.00	.00	117,480.00	21.7%
<u>01103920 564100 INVESTIGATOR EXP-C</u>	1,000.00	1,000.00	.00	.00	.00	1,000.00	.0%
<u>01103920 564210 INVESTIGATOR EXP-C</u>	150,000.00	150,000.00	.00	.00	.00	150,000.00	.0%

04/09/2021 11:23
RScott

Lubbock County
BUDGET SUMMARIES REPORT
ACCOUNT SUMMARY MARCH 2021

P 14
glytdbud

FOR 2021 04

	ORIGINAL APPROP	REVISED BUDGET	YTD ACTUAL	MTD ACTUAL	ENCUMBRANCES	AVAILABLE BUDGET	PCT USED
01103920 564300 INVESTIGATOR EXP-J	300.00	300.00	.00	.00	.00	300.00	.0%
01103920 590200 JURY EXPENSE	1,500.00	1,500.00	.00	.00	1,500.00	.00	100.0%
01103920 599960 JUDICIAL SUPPORT	41,670.00	41,670.00	33,844.33	.00	.00	7,825.67	81.2%
TOTAL JUDICIAL	6,573,530.00	6,610,108.00	3,078,268.02	213,707.87	2,008,003.84	1,523,836.14	76.9%

040 DISTRICT ATTORNEY

01104025 500100 ELECTED OFFICIALS	30,000.00	30,000.00	9,316.43	2,307.70	.00	20,683.57	31.1%
01104025 500200 APPOINTED OFFICIAL	285,242.00	285,242.00	78,846.20	19,230.78	.00	206,395.80	27.6%
01104025 500600 STAFF EMPLOYEES	4,838,114.00	4,838,114.00	1,498,959.40	359,845.39	.00	3,339,154.60	31.0%
01104025 500700 OVERTIME COMPENSAT	5,720.00	5,720.00	402.47	73.94	.00	5,317.53	7.0%
01104025 500800 TEMPORARY	54,065.00	54,065.00	10,920.75	3,047.25	.00	43,144.25	20.2%
01104025 500900 PART TIME POSITION	52,366.00	52,366.00	18,361.08	4,526.14	.00	34,004.92	35.1%
01104025 501301 LONGEVITY CDA	.00	.00	3,880.00	.00	.00	-3,880.00	100.0%*
01104025 510100 FICA	326,461.00	326,461.00	97,773.93	23,255.87	.00	228,687.07	29.9%
01104025 510200 MEDICARE	76,350.00	76,350.00	22,866.28	5,438.87	.00	53,483.72	29.9%
01104025 510300 RETIREMENT	578,991.00	578,991.00	179,973.75	42,882.85	.00	399,017.25	31.1%
01104025 510400 GROUP HEALTH INSUR	557,294.00	557,294.00	185,112.11	45,231.68	.00	372,181.89	33.2%
01104025 510500 GROUP DENTAL INSUR	30,710.00	30,710.00	9,594.40	2,334.70	.00	21,115.60	31.2%
01104025 510600 LIFE INSURANCE	4,440.00	4,440.00	1,358.29	334.60	.00	3,081.71	30.6%
01104025 510700 UNEMPLOYMENT INSUR	4,712.00	4,712.00	1,297.03	309.33	.00	3,414.97	27.5%
01104025 510900 WORKER'S COMPENSAT	14,217.00	14,217.00	4,378.04	1,044.16	.00	9,838.96	30.8%
01104025 520100 SUPPLIES/OTH OPER	54,245.00	54,245.00	3,891.09	358.73	24,673.91	25,680.00	52.7%
01104025 522800 LAW BOOKS	12,000.00	12,000.00	6,241.54	3,148.58	5,758.46	.00	100.0%
01104025 523100 NON-CAPITAL EQUIPM	2,135.00	2,135.00	.00	.00	.00	2,135.00	.0%
01104025 530100 EQUIPMENT OPER/MAI	5,000.00	5,000.00	.00	.00	.00	5,000.00	.0%
01104025 530200 VEHICLE OPERATION/	30,000.00	30,000.00	1,944.87	434.95	22,223.40	5,831.73	80.6%
01104025 550300 TRAVEL AND TRAININ	14,250.00	14,250.00	.00	.00	.00	14,250.00	.0%
01104025 550500 ASSOCIATION DUES	8,000.00	8,000.00	.00	.00	.00	8,000.00	.0%
01104025 560600 TRANSCRIPTIONS & A	17,000.00	17,000.00	.00	.00	.00	17,000.00	.0%
01104025 561400 PROFESSIONAL SERVI	2,500.00	2,500.00	.00	.00	.00	2,500.00	.0%
01104025 562200 CONTRACT SERVICES	160,337.00	160,337.00	.00	.00	160,337.00	.00	100.0%
01104025 580100 INSURANCE AND BOND	100.00	100.00	.00	.00	.00	100.00	.0%
TOTAL DISTRICT ATTORNEY	7,164,249.00	7,164,249.00	2,135,117.66	513,805.52	212,992.77	4,816,138.57	32.8%

041 CONSTABLE PCT 1

01104130 500100 ELECTED OFFICIALS	51,590.00	51,590.00	16,270.69	3,968.46	.00	35,319.31	31.5%
-----------------------------------	-----------	-----------	-----------	----------	-----	-----------	-------

04/09/2021 11:23
RScott

Lubbock County
BUDGET SUMMARIES REPORT
ACCOUNT SUMMARY MARCH 2021

P 15
glytdbud

FOR 2021 04

	ORIGINAL APPROP	REVISED BUDGET	YTD ACTUAL	MTD ACTUAL	ENCUMBRANCES	AVAILABLE BUDGET	PCT USED
01104130 510100 FICA	3,199.00	3,199.00	976.54	238.18	.00	2,222.46	30.5%
01104130 510200 MEDICARE	748.00	748.00	228.37	55.70	.00	519.63	30.5%
01104130 510300 RETIREMENT	5,732.00	5,732.00	1,807.69	440.90	.00	3,924.31	31.5%
01104130 510400 GROUP HEALTH INSUR	7,531.00	7,531.00	2,359.39	575.46	.00	5,171.61	31.3%
01104130 510500 GROUP DENTAL INSUR	415.00	415.00	128.66	31.38	.00	286.34	31.0%
01104130 510600 LIFE INSURANCE	60.00	60.00	18.37	4.48	.00	41.63	30.6%
01104130 510900 WORKER'S COMPENSAT	2,177.00	2,177.00	.00	.00	.00	2,177.00	.0%
01104130 520100 SUPPLIES/OTH OPER	999.00	994.00	.00	.00	.00	994.00	.0%
01104130 522400 UNIFORMS	800.00	800.00	.00	.00	.00	800.00	.0%
01104130 530100 EQUIPMENT OPER/MAI	300.00	300.00	.00	.00	.00	300.00	.0%
01104130 530200 VEHICLE OPERATION/	9,000.00	9,000.00	614.10	240.40	3,451.28	4,934.62	45.2%
01104130 530800 SOFTWARE MAINTENAN	3,157.00	3,162.00	600.00	150.00	2,561.40	.60	100.0%
01104130 540100 COMMUNICATIONS - M	3,000.00	3,000.00	283.41	94.47	2,716.59	.00	100.0%
01104130 550300 TRAVEL AND TRAININ	1,000.00	1,000.00	125.00	125.00	.00	875.00	12.5%
01104130 550500 ASSOCIATION DUES	180.00	180.00	.00	.00	.00	180.00	.0%
01104130 580100 INSURANCE AND BOND	178.00	178.00	178.00	178.00	.00	.00	100.0%
TOTAL CONSTABLE PCT 1	90,066.00	90,066.00	23,590.22	6,102.43	8,729.27	57,746.51	35.9%

042 CONSTABLE PCT 2

01104230 500100 ELECTED OFFICIALS	51,590.00	51,590.00	16,270.69	3,968.46	.00	35,319.31	31.5%
01104230 510100 FICA	3,199.00	3,199.00	928.16	226.38	.00	2,270.84	29.0%
01104230 510200 MEDICARE	748.00	748.00	217.05	52.94	.00	530.95	29.0%
01104230 510300 RETIREMENT	5,732.00	5,732.00	1,807.69	440.90	.00	3,924.31	31.5%
01104230 510400 GROUP HEALTH INSUR	7,531.00	7,531.00	4,405.61	1,074.54	.00	3,125.39	58.5%
01104230 510500 GROUP DENTAL INSUR	415.00	415.00	160.23	39.08	.00	254.77	38.6%
01104230 510600 LIFE INSURANCE	60.00	60.00	18.37	4.48	.00	41.63	30.6%
01104230 510900 WORKER'S COMPENSAT	2,177.00	2,177.00	.00	.00	.00	2,177.00	.0%
01104230 520100 SUPPLIES/OTH OPER	800.00	800.00	178.00	178.00	.00	622.00	22.3%
01104230 522400 UNIFORMS	400.00	400.00	.00	.00	.00	400.00	.0%
01104230 530100 EQUIPMENT OPER/MAI	300.00	300.00	.00	.00	.00	300.00	.0%
01104230 530200 VEHICLE OPERATION/	6,000.00	6,000.00	1,332.61	1,069.32	2,253.56	2,413.83	59.8%
01104230 530800 SOFTWARE MAINTENAN	1,357.00	1,357.00	.00	.00	.00	1,357.00	.0%
01104230 540100 COMMUNICATIONS - M	3,000.00	3,000.00	357.10	.00	1,789.00	853.90	71.5%
01104230 550300 TRAVEL AND TRAININ	1,425.00	1,425.00	.00	.00	.00	1,425.00	.0%
01104230 550500 ASSOCIATION DUES	120.00	120.00	60.00	60.00	.00	60.00	50.0%
01104230 580100 INSURANCE AND BOND	178.00	178.00	178.00	.00	.00	.00	100.0%
TOTAL CONSTABLE PCT 2	85,032.00	85,032.00	25,913.51	7,114.10	4,042.56	55,075.93	35.2%

043 CONSTABLE PCT 3

01104330 500100 ELECTED OFFICIALS	51,590.00	51,590.00	16,270.69	3,968.46	.00	35,319.31	31.5%
---	-----------	-----------	-----------	----------	-----	-----------	-------

04/09/2021 11:23
RScott

Lubbock County
BUDGET SUMMARIES REPORT
ACCOUNT SUMMARY MARCH 2021

P 16
glytdbud

FOR 2021 04

	ORIGINAL APPROP	REVISED BUDGET	YTD ACTUAL	MTD ACTUAL	ENCUMBRANCES	AVAILABLE BUDGET	PCT USED
<u>01104330 510100 FICA</u>	3,199.00	3,199.00	904.54	220.62	.00	2,294.46	28.3%
<u>01104330 510200 MEDICARE</u>	748.00	748.00	211.56	51.60	.00	536.44	28.3%
<u>01104330 510300 RETIREMENT</u>	5,732.00	5,732.00	1,807.69	440.90	.00	3,924.31	31.5%
<u>01104330 510400 GROUP HEALTH INSUR</u>	7,531.00	7,531.00	2,232.61	544.54	.00	5,298.39	29.6%
<u>01104330 510500 GROUP DENTAL INSUR</u>	415.00	415.00	128.66	31.38	.00	286.34	31.0%
<u>01104330 510600 LIFE INSURANCE</u>	60.00	60.00	18.37	4.48	.00	41.63	30.6%
<u>01104330 510900 WORKER'S COMPENSAT</u>	2,177.00	2,177.00	.00	.00	.00	2,177.00	.0%
<u>01104330 520100 SUPPLIES/OTH OPER</u>	1,000.00	1,000.00	178.00	.00	.00	822.00	17.8%
<u>01104330 522400 UNIFORMS</u>	60.00	60.00	.00	.00	.00	60.00	.0%
<u>01104330 523100 NON-CAPITAL EQUIPM</u>	5,000.00	5,000.00	.00	.00	.00	5,000.00	.0%
<u>01104330 530200 VEHICLE OPERATION/</u>	8,000.00	8,000.00	1,313.79	914.98	3,347.66	3,338.55	58.3%
<u>01104330 530800 SOFTWARE MAINTENAN</u>	1,200.00	1,200.00	.00	.00	.00	1,200.00	.0%
<u>01104330 540100 COMMUNICATIONS - M</u>	3,000.00	3,000.00	3.00	.00	646.10	2,353.90	21.5%
<u>01104330 550300 TRAVEL AND TRAININ</u>	1,425.00	1,425.00	.00	.00	.00	1,425.00	.0%
<u>01104330 550500 ASSOCIATION DUES</u>	60.00	60.00	.00	.00	.00	60.00	.0%
TOTAL CONSTABLE PCT 3	91,197.00	91,197.00	23,065.91	6,176.96	3,993.76	64,137.33	29.7%

044 CONSTABLE PCT 4

<u>01104430 500100 ELECTED OFFICIALS</u>	51,590.00	51,590.00	16,270.69	3,968.46	.00	35,319.31	31.5%
<u>01104430 510100 FICA</u>	3,199.00	3,199.00	910.53	222.08	.00	2,288.47	28.5%
<u>01104430 510200 MEDICARE</u>	748.00	748.00	212.95	51.94	.00	535.05	28.5%
<u>01104430 510300 RETIREMENT</u>	5,732.00	5,732.00	1,807.69	440.90	.00	3,924.31	31.5%
<u>01104430 510400 GROUP HEALTH INSUR</u>	7,531.00	7,531.00	4,405.61	1,074.54	.00	3,125.39	58.5%
<u>01104430 510500 GROUP DENTAL INSUR</u>	415.00	415.00	222.06	54.16	.00	192.94	53.5%
<u>01104430 510600 LIFE INSURANCE</u>	60.00	60.00	18.37	4.48	.00	41.63	30.6%
<u>01104430 510900 WORKER'S COMPENSAT</u>	2,177.00	2,177.00	.00	.00	.00	2,177.00	.0%
<u>01104430 520100 SUPPLIES/OTH OPER</u>	1,000.00	1,000.00	.00	.00	.00	1,000.00	.0%
<u>01104430 522400 UNIFORMS</u>	1,000.00	1,000.00	32.00	.00	.00	968.00	3.2%
<u>01104430 523100 NON-CAPITAL EQUIPM</u>	1,600.00	1,600.00	.00	.00	.00	1,600.00	.0%
<u>01104430 530100 EQUIPMENT OPER/MAI</u>	300.00	300.00	.00	.00	.00	300.00	.0%
<u>01104430 530200 VEHICLE OPERATION/</u>	10,000.00	10,000.00	579.10	144.10	2,615.16	6,805.74	31.9%
<u>01104430 530800 SOFTWARE MAINTENAN</u>	2,555.00	2,555.00	600.00	200.00	1,800.00	155.00	93.9%
<u>01104430 540100 COMMUNICATIONS - M</u>	1,900.00	1,900.00	235.49	78.20	784.51	880.00	53.7%
<u>01104430 550300 TRAVEL AND TRAININ</u>	2,000.00	2,000.00	.00	.00	.00	2,000.00	.0%
<u>01104430 550500 ASSOCIATION DUES</u>	180.00	180.00	60.00	.00	.00	120.00	33.3%
<u>01104430 580100 INSURANCE AND BOND</u>	178.00	178.00	178.00	.00	.00	.00	100.0%
TOTAL CONSTABLE PCT 4	92,165.00	92,165.00	25,532.49	6,238.86	5,199.67	61,432.84	33.3%

045 MEDICAL EXAMINER

<u>01104530 500200 APPOINTED OFFICIAL</u>	.00	120,000.00	37,846.12	9,230.76	.00	82,153.88	31.5%
---	-----	------------	-----------	----------	-----	-----------	-------

04/09/2021 11:23
RScott

Lubbock County
BUDGET SUMMARIES REPORT
ACCOUNT SUMMARY MARCH 2021

P 17
glytddbud

FOR 2021 04

	ORIGINAL APPROP	REVISED BUDGET	YTD ACTUAL	MTD ACTUAL	ENCUMBRANCES	AVAILABLE BUDGET	PCT USED
01104530 500600 STAFF EMPLOYEES	622,037.00	502,037.00	129,798.70	33,441.45	.00	372,238.30	25.9%
01104530 500700 OVERTIME COMPENSAT	1,000.00	1,000.00	.00	.00	.00	1,000.00	.0%
01104530 510100 FICA	38,628.00	38,628.00	10,092.28	2,573.23	.00	28,535.72	26.1%
01104530 510200 MEDICARE	9,034.00	9,034.00	2,360.38	601.81	.00	6,673.62	26.1%
01104530 510300 RETIREMENT	69,219.00	69,219.00	18,625.31	4,740.87	.00	50,593.69	26.9%
01104530 510400 GROUP HEALTH INSUR	97,903.00	97,903.00	22,086.13	5,316.68	.00	75,816.87	22.6%
01104530 510500 GROUP DENTAL INSUR	5,395.00	5,395.00	1,151.45	250.14	.00	4,243.55	21.3%
01104530 510600 LIFE INSURANCE	780.00	780.00	149.20	35.84	.00	630.80	19.1%
01104530 510700 UNEMPLOYMENT INSUR	561.00	561.00	134.13	34.14	.00	426.87	23.9%
01104530 510900 WORKER'S COMPENSAT	7,663.00	7,663.00	2,472.08	628.62	.00	5,190.92	32.3%
01104530 520100 SUPPLIES/OTH OPER	119,726.00	119,726.00	5,706.23	1,965.64	37,934.57	76,085.20	36.5%
01104530 522400 UNIFORMS	5,000.00	5,000.00	.00	.00	.00	5,000.00	.0%
01104530 523000 NON-CAPITAL SOFTWA	1,742.00	1,742.00	.00	.00	.00	1,742.00	.0%
01104530 523100 NON-CAPITAL EQUIPM	3,200.00	3,200.00	.00	.00	.00	3,200.00	.0%
01104530 530100 EQUIPMENT OPER/MAI	11,995.00	11,995.00	.00	.00	.00	11,995.00	.0%
01104530 530200 VEHICLE OPERATION/	15,000.00	15,000.00	986.67	458.99	3,666.27	10,347.06	31.0%
01104530 530800 SOFTWARE MAINTENAN	11,250.00	11,250.00	3,751.84	.00	1,537.53	5,960.63	47.0%
01104530 540100 COMMUNICATIONS - M	32,000.00	32,000.00	2,359.90	1,560.96	18,840.10	10,800.00	66.3%
01104530 550300 TRAVEL AND TRAININ	15,865.00	15,865.00	703.53	20.00	.00	15,161.47	4.4%
01104530 550500 ASSOCIATION DUES	200.00	200.00	50.00	50.00	.00	150.00	25.0%
01104530 561400 PROFESSIONAL SERVI	1,364,000.00	1,100,000.00	292,793.85	71,578.00	807,206.15	.00	100.0%
01104530 562200 CONTRACT SERVICES	42,000.00	306,000.00	61,968.88	39,563.47	236,298.88	7,732.24	97.5%
01104530 570200 BUILDING RENTAL	188,964.00	188,964.00	31,494.00	.00	157,470.00	.00	100.0%
01104530 580100 INSURANCE AND BOND	100.00	100.00	.00	.00	.00	100.00	.0%
TOTAL MEDICAL EXAMINER	2,663,262.00	2,663,262.00	624,530.68	172,050.60	1,262,953.50	775,777.82	70.9%
046 SHERIFF							
01104630 500100 ELECTED OFFICIALS	118,920.00	118,920.00	37,505.49	9,147.68	.00	81,414.51	31.5%
01104630 500600 STAFF EMPLOYEES	8,437,934.00	8,437,934.00	2,469,908.16	611,887.50	.00	5,968,025.84	29.3%
01104630 500700 OVERTIME COMPENSAT	165,000.00	165,000.00	116,038.89	18,892.41	.00	48,961.11	70.3%
01104630 500900 PART TIME POSITION	68,496.00	68,496.00	17,335.59	4,198.31	.00	51,160.41	25.3%
01104630 501300 LONGEVITY	50,000.00	50,000.00	16,626.64	4,463.35	.00	33,373.36	33.3%
01104630 501400 INCENTIVE PAY	225,000.00	225,000.00	98,144.78	23,850.25	.00	126,855.22	43.6%
01104630 510100 FICA	562,052.00	562,052.00	163,021.86	39,609.87	.00	399,030.14	29.0%
01104630 510200 MEDICARE	131,448.00	131,448.00	38,126.09	9,263.55	.00	93,321.91	29.0%
01104630 510300 RETIREMENT	1,007,160.00	1,007,160.00	306,142.64	74,708.08	.00	701,017.36	30.4%
01104630 510400 GROUP HEALTH INSUR	1,197,429.00	1,197,429.00	402,279.56	102,793.64	.00	795,149.44	33.6%
01104630 510500 GROUP DENTAL INSUR	65,985.00	65,985.00	21,819.13	5,553.88	.00	44,165.87	33.1%
01104630 510600 LIFE INSURANCE	9,540.00	9,540.00	2,618.19	660.97	.00	6,921.81	27.4%
01104630 510700 UNEMPLOYMENT INSUR	8,051.00	8,051.00	2,174.67	530.79	.00	5,876.33	27.0%

04/09/2021 11:23
RScott

Lubbock County
BUDGET SUMMARIES REPORT
ACCOUNT SUMMARY MARCH 2021

P 18
glytdbud

FOR 2021 04

	ORIGINAL APPROP	REVISED BUDGET	YTD ACTUAL	MTD ACTUAL	ENCUMBRANCES	AVAILABLE BUDGET	PCT USED
01104630 510900 WORKER'S COMPENSAT	382,557.00	382,557.00	112,904.47	27,801.68	.00	269,652.53	29.5%
01104630 520100 SUPPLIES/OTH OPER	320,000.00	320,000.00	22,720.56	9,789.39	157,814.98	139,464.46	56.4%
01104630 522400 UNIFORMS	135,000.00	135,000.00	30,225.68	8,070.50	55,007.98	49,766.34	63.1%
01104630 522800 LAW BOOKS	3,500.00	3,500.00	.00	.00	.00	3,500.00	.0%
01104630 523000 NON-CAPITAL SOFTWA	11,000.00	11,000.00	.00	.00	.00	11,000.00	.0%
01104630 523100 NON-CAPITAL EQUIPM	120,500.00	120,500.00	44,554.17	.00	29,925.00	46,020.83	61.8%
01104630 530100 EQUIPMENT OPER/MAI	171,300.00	171,300.00	39,078.03	477.25	5,851.25	126,370.72	26.2%
01104630 530200 VEHICLE OPERATION/	880,000.00	880,000.00	100,344.30	45,291.79	680,958.54	98,697.16	88.8%
01104630 530800 SOFTWARE MAINTENAN	67,900.00	67,900.00	46,867.69	100.00	3,882.26	17,150.05	74.7%
01104630 540100 COMMUNICATIONS - M	138,300.00	138,300.00	28,287.47	9,548.77	91,998.33	18,014.20	87.0%
01104630 550300 TRAVEL AND TRAININ	95,000.00	95,000.00	6,775.07	1,511.40	.00	88,224.93	7.1%
01104630 550500 ASSOCIATION DUES	2,298.00	2,298.00	63.00	63.00	.00	2,235.00	2.7%
01104630 551100 LICENSE AND FEES	500.00	500.00	350.00	.00	120.00	30.00	94.0%
01104630 561300 EMPLOYEE MEDICAL S	3,000.00	3,000.00	450.00	225.00	2,300.00	250.00	91.7%
01104630 561400 PROFESSIONAL SERVI	35,000.00	35,000.00	863.22	837.39	27,388.01	6,748.77	80.7%
01104630 562200 CONTRACT SERVICES	20,100.00	20,100.00	11,994.13	8,774.00	3,150.00	4,955.87	75.3%
01104630 580100 INSURANCE AND BOND	1,200.00	1,200.00	238.75	.00	.00	961.25	19.9%
01104630 590600 INVESTIGATIVE EXPE	15,700.00	15,700.00	3,922.10	610.98	5,548.82	6,229.08	60.3%
01104630 599400 EMERGENCY MGT OPER	11,000.00	11,000.00	2,574.42	62.14	.00	8,425.58	23.4%
01104630 599700 CLEANUP PROGRAM	14,000.00	14,000.00	.00	.00	12,000.00	2,000.00	85.7%
01104630 599946 CORONA EMERGENCY S	.00	.00	615.24	.00	.00	-615.24	100.0%*
01104630 664600 CAPITAL OUTLAY-SHE	803,000.00	803,000.00	.00	.00	546,569.07	256,430.93	68.1%
TOTAL SHERIFF	15,277,870.00	15,277,870.00	4,144,569.99	1,018,723.57	1,622,514.24	9,510,785.77	37.7%

047 DETENTION CENTER

01104730 500600 STAFF EMPLOYEES	17,019,517.00	17,019,517.00	5,061,789.68	1,244,042.84	.00	11,957,727.32	29.7%
01104730 500700 OVERTIME COMPENSAT	200,000.00	200,000.00	217,826.87	24,908.64	.00	-17,826.87	108.9%*
01104730 501300 LONGEVITY	33,000.00	33,000.00	10,640.41	3,175.00	.00	22,359.59	32.2%
01104730 501400 INCENTIVE PAY	300,000.00	300,000.00	120,231.67	29,297.18	.00	179,768.33	40.1%
01104730 510100 FICA	1,088,256.00	1,088,256.00	320,908.29	76,754.37	.00	767,347.71	29.5%
01104730 510200 MEDICARE	254,512.00	254,512.00	75,052.10	17,950.97	.00	179,459.90	29.5%
01104730 510300 RETIREMENT	1,950,085.00	1,950,085.00	602,532.87	144,799.58	.00	1,347,552.13	30.9%
01104730 510400 GROUP HEALTH INSUR	2,643,381.00	2,643,381.00	888,898.35	222,085.17	.00	1,754,482.65	33.6%
01104730 510500 GROUP DENTAL INSUR	145,665.00	145,665.00	44,463.05	11,070.63	.00	101,201.95	30.5%
01104730 510600 LIFE INSURANCE	21,060.00	21,060.00	5,735.77	1,415.77	.00	15,324.23	27.2%
01104730 510700 UNEMPLOYMENT INSUR	15,797.00	15,797.00	4,338.82	1,042.68	.00	11,458.18	27.5%
01104730 510900 WORKER'S COMPENSAT	740,716.00	740,716.00	227,182.55	54,859.62	.00	513,533.45	30.7%
01104730 520100 SUPPLIES/OTH OPER	342,000.00	342,000.00	66,464.07	33,784.39	201,894.35	73,641.58	78.5%
01104730 520600 KITCHEN SUPPLIES	33,000.00	33,000.00	6,588.58	2,246.57	17,612.70	8,798.72	73.3%
01104730 521900 FOOD	1,457,450.00	1,457,450.00	337,281.92	84,115.60	1,085,718.08	34,450.00	97.6%

04/09/2021 11:23
RScott

Lubbock County
BUDGET SUMMARIES REPORT
ACCOUNT SUMMARY MARCH 2021

P 19
glytdbud

FOR 2021 04

	ORIGINAL APPROP	REVISED BUDGET	YTD ACTUAL	MTD ACTUAL	ENCUMBRANCES	AVAILABLE BUDGET	PCT USED
01104730 522400 UNIFORMS	130,000.00	130,000.00	63,558.62	16,692.35	65,671.38	770.00	99.4%
01104730 522600 INMATE SUPPLIES	230,000.00	230,000.00	55,783.94	22,815.18	161,816.06	12,400.00	94.6%
01104730 522800 LAW BOOKS	1,200.00	1,200.00	.00	.00	.00	1,200.00	.0%
01104730 523000 NON-CAPITAL SOFTWA	2,000.00	2,000.00	.00	.00	.00	2,000.00	.0%
01104730 523100 NON-CAPITAL EQUIPM	57,850.00	57,850.00	10,425.05	5,317.00	16,674.23	30,750.72	46.8%
01104730 530100 EQUIPMENT OPER/MAI	73,200.00	73,200.00	12,189.71	6,111.32	40,374.79	20,635.50	71.8%
01104730 530800 SOFTWARE MAINTENAN	12,000.00	12,000.00	10,252.14	.00	.00	1,747.86	85.4%
01104730 540100 COMMUNICATIONS - M	51,200.00	51,200.00	10,726.35	3,602.01	34,273.65	6,200.00	87.9%
01104730 550300 TRAVEL AND TRAININ	80,000.00	80,000.00	13,367.13	8,304.16	.00	66,632.87	16.7%
01104730 550500 ASSOCIATION DUES	1,869.00	1,869.00	470.00	.00	.00	1,399.00	25.1%
01104730 551100 LICENSE AND FEES	6,640.00	6,640.00	665.00	.00	600.00	5,375.00	19.1%
01104730 561100 INMATE MEDICAL	1,000.00	1,000.00	.00	.00	.00	1,000.00	.0%
01104730 561300 EMPLOYEE MEDICAL S	20,000.00	20,000.00	8,625.00	2,250.00	9,375.00	2,000.00	90.0%
01104730 562200 CONTRACT SERVICES	29,800.00	29,800.00	19,513.67	748.98	6,025.24	4,261.09	85.7%
01104730 580100 INSURANCE AND BOND	3,500.00	3,500.00	284.00	284.00	2,116.00	1,100.00	68.6%
01104730 664700 CAPITAL OUTLAY-JAI	5,200.00	5,200.00	.00	.00	.00	5,200.00	.0%
TOTAL DETENTION CENTER	26,949,898.00	26,949,898.00	8,195,795.61	2,017,674.01	1,642,151.48	17,111,950.91	36.5%
048 INMATE TRANSPORTATION							
01104830 520100 SUPPLIES/OTH OPER	10,700.00	10,700.00	.00	.00	3,885.00	6,815.00	36.3%
01104830 523100 NON-CAPITAL EQUIPM	7,000.00	7,000.00	.00	.00	.00	7,000.00	.0%
01104830 530200 VEHICLE OPERATION/	50,000.00	50,000.00	6,485.78	1,847.78	38,514.22	5,000.00	90.0%
01104830 550100 INMATE TRANSPORTAT	44,000.00	44,000.00	18,885.75	1,820.29	16,399.00	8,715.25	80.2%
01104830 561100 INMATE MEDICAL	2,000.00	2,000.00	.00	.00	.00	2,000.00	.0%
01104830 590500 INMATE BOARD BILLS	1,000.00	1,000.00	.00	.00	.00	1,000.00	.0%
01104830 604800 CAPITAL OUTLAY-INM	33,000.00	33,000.00	.00	.00	30,473.00	2,527.00	92.3%
TOTAL INMATE TRANSPORTATION	147,700.00	147,700.00	25,371.53	3,668.07	89,271.22	33,057.25	77.6%
049 PUBLIC SAFETY							
01104930 530100 EQUIPMENT OPER/MAI	50,000.00	50,000.00	.00	.00	.00	50,000.00	.0%
01104930 562300 INTER LOCAL AGREEM	1,377,329.00	1,477,329.00	778,899.17	207,180.00	148,110.00	550,319.83	62.7%
01104930 562400 PRISONER REIMB - U	150,000.00	150,000.00	.00	.00	150,000.00	.00	100.0%
01104930 563800 CONTRACT SERV-CARE	17,500.00	17,500.00	2,500.00	.00	12,500.00	2,500.00	85.7%
TOTAL PUBLIC SAFETY	1,594,829.00	1,694,829.00	781,399.17	207,180.00	310,610.00	602,819.83	64.4%
057 COMM SUPERVISION & CORRECTIONS							
01105735 520100 SUPPLIES/OTH OPER	10,265.00	10,265.00	1,031.35	216.10	1,998.65	7,235.00	29.5%

04/09/2021 11:23
RScott

Lubbock County
BUDGET SUMMARIES REPORT
ACCOUNT SUMMARY MARCH 2021

P 20
glytdbud

FOR 2021 04

	ORIGINAL APPROP	REVISED BUDGET	YTD ACTUAL	MTD ACTUAL	ENCUMBRANCES	AVAILABLE BUDGET	PCT USED
TOTAL COMM SUPERVISION & CORRE	10,265.00	10,265.00	1,031.35	216.10	1,998.65	7,235.00	29.5%
061 FACILITY MAINTENANCE							
01106140 500600 STAFF EMPLOYEES	2,614,158.00	2,614,158.00	775,226.14	191,484.18	.00	1,838,931.86	29.7%
01106140 500700 OVERTIME COMPENSAT	70,500.00	70,500.00	12,740.47	1,008.78	.00	57,759.53	18.1%
01106140 500800 TEMPORARY	32,800.00	32,800.00	.00	.00	.00	32,800.00	.0%
01106140 500900 PART TIME POSITION	38,308.00	38,308.00	9,299.99	2,279.34	.00	29,008.01	24.3%
01106140 510100 FICA	170,858.00	170,858.00	47,423.28	11,547.31	.00	123,434.72	27.8%
01106140 510200 MEDICARE	39,959.00	39,959.00	11,090.95	2,700.56	.00	28,868.05	27.8%
01106140 510300 RETIREMENT	302,521.00	302,521.00	88,922.54	21,684.69	.00	213,598.46	29.4%
01106140 510400 GROUP HEALTH INSUR	481,984.00	481,984.00	150,398.89	36,179.18	.00	331,585.11	31.2%
01106140 510500 GROUP DENTAL INSUR	26,560.00	26,560.00	8,201.55	1,963.14	.00	18,358.45	30.9%
01106140 510600 LIFE INSURANCE	3,840.00	3,840.00	1,060.51	280.00	.00	2,779.49	27.6%
01106140 510700 UNEMPLOYMENT INSUR	2,480.00	2,480.00	640.29	156.14	.00	1,839.71	25.8%
01106140 510900 WORKER'S COMPENSAT	139,066.00	139,066.00	37,256.63	9,081.23	.00	101,809.37	26.8%
01106140 520100 SUPPLIES/OTH OPER	171,135.00	171,135.00	32,149.32	7,339.43	92,771.01	46,214.67	73.0%
01106140 523100 NON-CAPITAL EQUIPM	14,790.00	14,790.00	3,377.00	.00	2,991.87	8,421.13	43.1%
01106140 530100 EQUIPMENT OPER/MAI	216,677.00	216,677.00	18,195.15	4,112.99	57,739.99	140,741.86	35.0%
01106140 530200 VEHICLE OPERATION/	31,600.00	31,600.00	4,238.11	2,187.94	18,433.30	8,928.59	71.7%
01106140 530500 BUILDING MAINTENAN	289,615.00	289,615.00	23,670.66	10,523.35	116,768.66	149,175.68	48.5%
01106140 530800 SOFTWARE MAINTENAN	64,175.00	64,175.00	56,979.42	.00	.00	7,195.58	88.8%
01106140 530900 GROUNDS MAINTENANC	22,070.00	22,070.00	350.98	.00	.00	21,719.02	1.6%
01106140 540100 COMMUNICATIONS - M	23,800.00	23,800.00	6,857.90	534.73	16,942.10	.00	100.0%
01106140 540600 UTILITIES	1,260,640.00	1,260,640.00	337,464.47	133,032.92	922,521.20	654.33	99.9%
01106140 550300 TRAVEL AND TRAININ	32,930.00	32,930.00	47.73	.00	.00	32,882.27	.1%
01106140 551100 LICENSE AND FEES	4,440.00	4,440.00	360.00	320.00	.00	4,080.00	8.1%
01106140 561400 PROFESSIONAL SERVI	5,000.00	.00	.00	.00	.00	.00	.0%
01106140 562200 CONTRACT SERVICES	196,836.00	201,836.00	55,377.67	17,169.10	92,033.41	54,424.92	73.0%
01106140 570100 RENTALS AND LEASES	2,500.00	2,500.00	532.80	.00	.00	1,967.20	21.3%
01106140 585000 TAXES	11,000.00	11,000.00	997.55	311.53	4,802.45	5,200.00	52.7%
01106140 666100 CAPITAL OUTLAY-MAI	30,000.00	30,000.00	.00	.00	28,947.00	1,053.00	96.5%
TOTAL FACILITY MAINTENANCE	6,300,242.00	6,300,242.00	1,682,860.00	453,896.54	1,353,950.99	3,263,431.01	48.2%
064 S PLAINS AUTO THEFT TASK FORCE							
01106425 520100 SUPPLIES/OTH OPER	2,500.00	2,500.00	.00	.00	.00	2,500.00	.0%
TOTAL S PLAINS AUTO THEFT TASK	2,500.00	2,500.00	.00	.00	.00	2,500.00	.0%

04/09/2021 11:23
RScott

Lubbock County
BUDGET SUMMARIES REPORT
ACCOUNT SUMMARY MARCH 2021

P 21
glytdbud

FOR 2021 04

	ORIGINAL APPROP	REVISED BUDGET	YTD ACTUAL	MTD ACTUAL	ENCUMBRANCES	AVAILABLE BUDGET	PCT USED
067 SAFETY AND ENVIROMENTAL							
01106750 500600 STAFF EMPLOYEES	.00	.00	600.30	.00	.00	-600.30	100.0%*
01106750 510100 FICA	.00	.00	35.61	.00	.00	-35.61	100.0%*
01106750 510200 MEDICARE	.00	.00	8.33	.00	.00	-8.33	100.0%*
01106750 510300 RETIREMENT	.00	.00	66.69	.00	.00	-66.69	100.0%*
01106750 510400 GROUP HEALTH INSUR	.00	.00	57.55	.00	.00	-57.55	100.0%*
01106750 510500 GROUP DENTAL INSUR	.00	.00	5.42	.00	.00	-5.42	100.0%*
01106750 510600 LIFE INSURANCE	.00	.00	.45	.00	.00	-.45	100.0%*
01106750 510700 UNEMPLOYMENT INSUR	.00	.00	.48	.00	.00	-.48	100.0%*
01106750 510900 WORKER'S COMPENSAT	.00	.00	1.62	.00	.00	-1.62	100.0%*
TOTAL SAFETY AND ENVIROMENTAL	.00	.00	776.45	.00	.00	-776.45	100.0%
068 GENERAL ASSISTANCE							
01106855 500600 STAFF EMPLOYEES	152,303.00	152,303.00	47,547.54	11,596.96	.00	104,755.46	31.2%
01106855 500900 PART TIME POSITION	19,332.00	19,332.00	4,545.99	1,105.57	.00	14,786.01	23.5%
01106855 510100 FICA	10,641.00	10,641.00	2,995.41	729.36	.00	7,645.59	28.1%
01106855 510200 MEDICARE	2,489.00	2,489.00	700.58	170.57	.00	1,788.42	28.1%
01106855 510300 RETIREMENT	19,069.00	19,069.00	5,787.57	1,411.24	.00	13,281.43	30.4%
01106855 510400 GROUP HEALTH INSUR	22,593.00	22,593.00	9,937.42	2,423.76	.00	12,655.58	44.0%
01106855 510500 GROUP DENTAL INSUR	1,245.00	1,245.00	434.60	106.00	.00	810.40	34.9%
01106855 510600 LIFE INSURANCE	180.00	180.00	55.11	13.44	.00	124.89	30.6%
01106855 510700 UNEMPLOYMENT INSUR	154.00	154.00	41.67	10.16	.00	112.33	27.1%
01106855 510900 WORKER'S COMPENSAT	463.00	463.00	140.60	34.29	.00	322.40	30.4%
01106855 520100 SUPPLIES/OTH OPER	3,000.00	3,000.00	536.01	80.03	490.63	1,973.36	34.2%
01106855 540100 COMMUNICATIONS - M	1,140.00	1,140.00	211.14	70.38	928.86	.00	100.0%
01106855 561900 FUNERALS	137,000.00	137,000.00	29,850.00	5,200.00	.00	107,150.00	21.8%
01106855 590900 WELFARE - FOOD	1,500.00	1,500.00	.00	.00	.00	1,500.00	.0%
01106855 591000 WELFARE - SHELTER	73,000.00	73,000.00	11,158.00	2,956.00	.00	61,842.00	15.3%
01106855 591800 WELFARE - UTILITIE	66,300.00	66,300.00	7,486.06	1,937.07	.00	58,813.94	11.3%
01106855 593900 WELFARE - EMERGENC	2,800.00	2,800.00	.00	.00	.00	2,800.00	.0%
TOTAL GENERAL ASSISTANCE	513,209.00	513,209.00	121,427.70	27,844.83	1,419.49	390,361.81	23.9%
070 VETERAN'S AFFAIRS							
01107055 500600 STAFF EMPLOYEES	45,280.00	45,280.00	14,281.12	3,483.20	.00	30,998.88	31.5%

04/09/2021 11:23
RScott

Lubbock County
BUDGET SUMMARIES REPORT
ACCOUNT SUMMARY MARCH 2021

P 22
glytdbud

FOR 2021 04

	ORIGINAL APPROP	REVISED BUDGET	YTD ACTUAL	MTD ACTUAL	ENCUMBRANCES	AVAILABLE BUDGET	PCT USED
01107055 510100 FICA	2,807.00	2,807.00	808.77	197.26	.00	1,998.23	28.8%
01107055 510200 MEDICARE	657.00	657.00	189.17	46.14	.00	467.83	28.8%
01107055 510300 RETIREMENT	5,031.00	5,031.00	1,586.62	386.98	.00	3,444.38	31.5%
01107055 510400 GROUP HEALTH INSUR	7,531.00	7,531.00	3,676.47	896.70	.00	3,854.53	48.8%
01107055 510500 GROUP DENTAL INSUR	415.00	415.00	145.71	35.54	.00	269.29	35.1%
01107055 510600 LIFE INSURANCE	60.00	60.00	18.37	4.48	.00	41.63	30.6%
01107055 510700 UNEMPLOYMENT INSUR	41.00	41.00	11.40	2.78	.00	29.60	27.8%
01107055 510900 WORKER'S COMPENSAT	122.00	122.00	38.54	9.40	.00	83.46	31.6%
TOTAL VETERAN'S AFFAIRS	61,944.00	61,944.00	20,756.17	5,062.48	.00	41,187.83	33.5%
072 TEXAS AgriLIFE EXT							
01107260 500200 APPOINTED OFFICIAL	127,047.00	127,047.00	30,340.82	7,400.20	.00	96,706.18	23.9%
01107260 500600 STAFF EMPLOYEES	84,806.00	84,806.00	26,422.40	6,444.49	.00	58,383.60	31.2%
01107260 500900 PART TIME POSITION	12,854.00	12,854.00	1,162.00	330.00	.00	11,692.00	9.0%
01107260 510100 FICA	13,932.00	13,932.00	3,593.88	879.45	.00	10,338.12	25.8%
01107260 510200 MEDICARE	3,258.00	3,258.00	840.56	205.69	.00	2,417.44	25.8%
01107260 510300 RETIREMENT	10,850.00	10,850.00	3,064.62	752.64	.00	7,785.38	28.2%
01107260 510400 GROUP HEALTH INSUR	15,062.00	15,062.00	2,359.39	575.46	.00	12,702.61	15.7%
01107260 510500 GROUP DENTAL INSUR	830.00	830.00	257.32	62.76	.00	572.68	31.0%
01107260 510600 LIFE INSURANCE	120.00	120.00	36.74	8.96	.00	83.26	30.6%
01107260 510700 UNEMPLOYMENT INSUR	202.00	202.00	46.38	11.35	.00	155.62	23.0%
01107260 510900 WORKER'S COMPENSAT	607.00	607.00	74.49	18.29	.00	532.51	12.3%
01107260 520100 SUPPLIES/OTH OPER	14,674.00	14,674.00	583.80	12.95	2,500.00	11,590.20	21.0%
01107260 522500 POSTAGE	575.00	575.00	.00	.00	.00	575.00	.0%
01107260 530200 VEHICLE OPERATION/	12,500.00	12,500.00	545.59	166.45	6,454.41	5,500.00	56.0%
01107260 540100 COMMUNICATIONS - M	3,503.00	3,503.00	702.05	241.59	1,221.28	1,579.67	54.9%
01107260 550300 TRAVEL AND TRAININ	38,435.00	38,435.00	296.76	72.50	.00	38,138.24	.8%
01107260 550500 ASSOCIATION DUES	1,480.00	1,480.00	1,045.00	.00	.00	435.00	70.6%
01107260 551100 LICENSE AND FEES	177.00	177.00	.00	.00	.00	177.00	.0%
01107260 562300 INTER LOCAL AGREEM	2,500.00	2,500.00	2,500.00	.00	.00	.00	100.0%
01107260 580100 INSURANCE AND BOND	180.00	180.00	161.00	.00	.00	19.00	89.4%
01107260 600700 CAPITAL OUTLAY-EXT	41,975.00	41,975.00	.00	.00	41,975.00	.00	100.0%
TOTAL TEXAS AgriLIFE EXT	385,567.00	385,567.00	74,032.80	17,182.78	52,150.69	259,383.51	32.7%
077 ELECTIONS							
01107770 500200 APPOINTED OFFICIAL	84,318.00	84,318.00	26,076.16	6,360.04	.00	58,241.84	30.9%

04/09/2021 11:23
RScott

Lubbock County
BUDGET SUMMARIES REPORT
ACCOUNT SUMMARY MARCH 2021

P 23
glytdbud

FOR 2021 04

	ORIGINAL APPROP	REVISED BUDGET	YTD ACTUAL	MTD ACTUAL	ENCUMBRANCES	AVAILABLE BUDGET	PCT USED
01107770 500600 STAFF EMPLOYEES	363,973.00	363,973.00	112,603.31	27,354.59	.00	251,369.69	30.9%
01107770 500700 OVERTIME COMPENSAT	68,212.00	68,212.00	26,617.91	9.75	.00	41,594.09	39.0%
01107770 500800 TEMPORARY	30,000.00	30,000.00	.00	.00	.00	30,000.00	.0%
01107770 502000 LBK CO EMP - ELECT	25,000.00	25,000.00	18,752.46	.00	.00	6,247.54	75.0%
01107770 502100 LBK CO EMP OT - EL	35,000.00	35,000.00	11,156.65	.00	.00	23,843.35	31.9%
01107770 510100 FICA	37,603.00	37,603.00	11,557.76	1,974.35	.00	26,045.24	30.7%
01107770 510200 MEDICARE	8,794.00	8,794.00	2,703.11	461.77	.00	6,090.89	30.7%
01107770 510300 RETIREMENT	64,049.00	64,049.00	21,687.60	3,746.80	.00	42,361.40	33.9%
01107770 510400 GROUP HEALTH INSUR	67,779.00	67,779.00	28,089.44	5,923.08	.00	39,689.56	41.4%
01107770 510500 GROUP DENTAL INSUR	3,735.00	3,735.00	1,607.67	332.46	.00	2,127.33	43.0%
01107770 510600 LIFE INSURANCE	540.00	540.00	188.95	40.32	.00	351.05	35.0%
01107770 510700 UNEMPLOYMENT INSUR	546.00	546.00	155.94	26.96	.00	390.06	28.6%
01107770 510900 WORKER'S COMPENSAT	1,638.00	1,638.00	1,775.35	91.08	.00	-137.35	108.4%*
01107770 520100 SUPPLIES/OTH OPER	205,000.00	205,000.00	28,524.93	491.51	10,652.56	165,822.51	19.1%
01107770 522500 POSTAGE	1,500.00	1,500.00	965.00	.00	.00	535.00	64.3%
01107770 522900 PUBLICATIONS LEGAL	410.00	410.00	.00	.00	.00	410.00	.0%
01107770 530100 EQUIPMENT OPER/MAI	2,500.00	2,500.00	.00	.00	.00	2,500.00	.0%
01107770 530200 VEHICLE OPERATION/	4,000.00	4,000.00	327.16	.00	2,755.68	917.16	77.1%
01107770 530800 SOFTWARE MAINTENAN	303,724.00	303,724.00	298,995.55	42,278.27	.00	4,728.45	98.4%
01107770 540100 COMMUNICATIONS - M	80,000.00	80,000.00	15,855.13	2,986.56	45,136.87	19,008.00	76.2%
01107770 550300 TRAVEL AND TRAININ	32,500.00	32,500.00	839.36	.00	.00	31,660.64	2.6%
01107770 550500 ASSOCIATION DUES	3,100.00	3,100.00	.00	.00	.00	3,100.00	.0%
01107770 561400 PROFESSIONAL SERVI	37,750.00	37,750.00	392.00	196.00	2,358.00	35,000.00	7.3%
01107770 562200 CONTRACT SERVICES	640,500.00	640,500.00	266,174.01	9,081.20	207,325.99	167,000.00	73.9%
01107770 570100 RENTALS AND LEASES	40,330.00	40,330.00	10,994.98	.00	19,005.02	10,330.00	74.4%
01107770 580100 INSURANCE AND BOND	420.00	420.00	50.00	50.00	.00	370.00	11.9%
TOTAL ELECTIONS	2,142,921.00	2,142,921.00	886,090.43	101,404.74	287,234.12	969,596.45	54.8%
<hr/>							
089 LIBRARY SERVICES							
01108980 562300 INTER LOCAL AGREEM	237,105.00	237,105.00	.00	.00	4,560.00	232,545.00	1.9%
TOTAL LIBRARY SERVICES	237,105.00	237,105.00	.00	.00	4,560.00	232,545.00	1.9%
<hr/>							
090 PUBLIC WORKS							
01109090 500600 STAFF EMPLOYEES	332,833.00	332,833.00	76,050.12	20,616.32	.00	256,782.88	22.8%
01109090 510100 FICA	20,636.00	20,636.00	4,314.71	1,191.20	.00	16,321.29	20.9%
01109090 510200 MEDICARE	4,825.00	4,825.00	1,009.13	278.60	.00	3,815.87	20.9%

04/09/2021 11:23
RScott

Lubbock County
BUDGET SUMMARIES REPORT
ACCOUNT SUMMARY MARCH 2021

P 24
glytdbud

FOR 2021 04

	ORIGINAL APPROP	REVISED BUDGET	YTD ACTUAL	MTD ACTUAL	ENCUMBRANCES	AVAILABLE BUDGET	PCT USED
01109090 510300 RETIREMENT	36,978.00	36,978.00	8,449.21	2,290.49	.00	28,528.79	22.8%
01109090 510400 GROUP HEALTH INSUR	37,655.00	37,655.00	11,163.24	2,515.76	.00	26,491.76	29.6%
01109090 510500 GROUP DENTAL INSUR	2,075.00	2,075.00	580.86	143.86	.00	1,494.14	28.0%
01109090 510600 LIFE INSURANCE	300.00	300.00	54.21	13.44	.00	245.79	18.1%
01109090 510700 UNEMPLOYMENT INSUR	299.00	299.00	60.86	16.50	.00	238.14	20.4%
01109090 510900 WORKER'S COMPENSAT	898.00	898.00	205.28	55.65	.00	692.72	22.9%
01109090 520100 SUPPLIES/OTH OPER	4,300.00	4,300.00	27.44	.00	2,972.56	1,300.00	69.8%
01109090 523000 NON-CAPITAL SOFTWA	461.00	461.00	.00	.00	.00	461.00	.0%
01109090 523100 NON-CAPITAL EQUIPM	1,200.00	1,200.00	.00	.00	.00	1,200.00	.0%
01109090 530200 VEHICLE OPERATION/	7,000.00	7,000.00	362.36	111.06	4,387.64	2,250.00	67.9%
01109090 530800 SOFTWARE MAINTENAN	3,100.00	3,100.00	.00	.00	.00	3,100.00	.0%
01109090 540100 COMMUNICATIONS - M	1,460.00	1,460.00	153.36	.00	236.64	1,070.00	26.7%
01109090 550300 TRAVEL AND TRAININ	8,280.00	8,280.00	.00	.00	.00	8,280.00	.0%
01109090 550500 ASSOCIATION DUES	590.00	590.00	.00	.00	.00	590.00	.0%
01109090 551100 LICENSE AND FEES	150.00	150.00	.00	.00	.00	150.00	.0%
01109090 561400 PROFESSIONAL SERVI	6,000.00	6,000.00	1,150.00	1,150.00	350.00	4,500.00	25.0%
01109090 562200 CONTRACT SERVICES	.00	8,136.00	.00	.00	.00	8,136.00	.0%
01109090 562300 INTER LOCAL AGREEM	139,768.00	139,768.00	.00	.00	.00	139,768.00	.0%
01109090 580100 INSURANCE AND BOND	3,100.00	3,100.00	93.00	93.00	.00	3,007.00	3.0%
TOTAL PUBLIC WORKS	611,908.00	620,044.00	103,673.78	28,475.88	7,946.84	508,423.38	18.0%
TOTAL GENERAL FUND	.00	21,012.00	-12,144,901.88	-7,795,715.73	10,712,323.95	1,453,589.93	-6817.9%
TOTAL REVENUES	-115,335,963.00	-117,221,538.00	-51,695,318.82	-20,634,960.12	.00	-65,526,219.18	
TOTAL EXPENSES	115,335,963.00	117,242,550.00	39,550,416.94	12,839,244.39	10,712,323.95	66,979,809.11	
020 CONSOLIDATED ROAD AND BRIDGE							
000 UNDEFINED							
020 420100 GRANT REVENUE	-20,000.00	-20,000.00	.00	.00	.00	-20,000.00	.0%*
020 420408 STATE-LATERAL ROADS	-52,500.00	-52,500.00	-52,154.41	.00	.00	-345.59	99.3%*
020 420700 AUTOMOBILE REGISTRATION	-360,000.00	-360,000.00	.00	.00	.00	-360,000.00	.0%*
020 451800 SUBDIVISION PLAT FEE	-10,000.00	-10,000.00	-1,650.00	-900.00	.00	-8,350.00	16.5%*
020 452000 VEHICLE REG.- SPECIAL F	-2,600,000.00	-2,600,000.00	-698,170.00	-201,020.00	.00	-1,901,830.00	26.9%*
020 452200 GROSS WEIGHT FEE	-140,000.00	-140,000.00	-53,802.68	.00	.00	-86,197.32	38.4%*
020 470000 INTEREST INCOME	-60,000.00	-60,000.00	-2,172.22	-841.94	.00	-57,827.78	3.6%*
020 480510 DISPOSAL OF PROPERTY	-362,500.00	-362,500.00	-2,500.00	.00	.00	-360,000.00	.7%*
020 489900 OTHER REVENUE	-10,000.00	-10,000.00	-1,116.55	.00	.00	-8,883.45	11.2%*
020 736100 DRAW FROM RESERVES	-2,254,650.00	-2,254,650.00	.00	.00	.00	-2,254,650.00	.0%*
020 801100 XFER FROM GENERAL FUND	-4,165,368.00	-4,165,368.00	-4,165,368.00	-4,165,368.00	.00	.00	100.0%

04/09/2021 11:23
RScott

Lubbock County
BUDGET SUMMARIES REPORT
ACCOUNT SUMMARY MARCH 2021

P 25
glytdbud

FOR 2021 04

020	CONSOLIDATED ROAD AND BRIDGE	ORIGINAL APPROP	REVISED BUDGET	YTD ACTUAL	MTD ACTUAL	ENCUMBRANCES	AVAILABLE BUDGET	PCT USED
<u>020 803100</u>	<u>XFER FROM PREC. NO.1 PA</u>	-100,000.00	-100,000.00	-100,000.00	-100,000.00	.00	.00	100.0%
	TOTAL UNDEFINED	-10,135,018.00	-10,135,018.00	-5,076,933.86	-4,468,129.94	.00	-5,058,084.14	50.1%
190 CONSOLIDATED ROAD AND BRIDGE								
<u>02019090</u>	<u>500600 STAFF EMPLOYEES</u>	2,206,495.00	2,206,495.00	656,860.86	159,737.97	.00	1,549,634.14	29.8%
<u>02019090</u>	<u>500700 OVERTIME COMPENSAT</u>	20,500.00	20,500.00	2,229.35	1,884.48	.00	18,270.65	10.9%
<u>02019090</u>	<u>500800 TEMPORARY</u>	20,000.00	20,000.00	259.00	259.00	.00	19,741.00	1.3%
<u>02019090</u>	<u>510100 FICA</u>	139,314.00	139,314.00	38,777.96	9,485.33	.00	100,536.04	27.8%
<u>02019090</u>	<u>510200 MEDICARE</u>	32,582.00	32,582.00	9,069.11	2,218.40	.00	23,512.89	27.8%
<u>02019090</u>	<u>510300 RETIREMENT</u>	247,419.00	247,419.00	73,260.40	17,956.33	.00	174,158.60	29.6%
<u>02019090</u>	<u>510400 GROUP HEALTH INSUR</u>	406,674.00	406,674.00	130,646.10	33,061.94	.00	276,027.90	32.1%
<u>02019090</u>	<u>510500 GROUP DENTAL INSUR</u>	22,410.00	22,410.00	6,838.05	1,685.68	.00	15,571.95	30.5%
<u>02019090</u>	<u>510600 LIFE INSURANCE</u>	3,240.00	3,240.00	848.64	215.04	.00	2,391.36	26.2%
<u>02019090</u>	<u>510700 UNEMPLOYMENT INSUR</u>	2,022.00	2,022.00	527.68	129.46	.00	1,494.32	26.1%
<u>02019090</u>	<u>510900 WORKER'S COMPENSAT</u>	204,338.00	204,338.00	60,138.59	14,740.70	.00	144,199.41	29.4%
<u>02019090</u>	<u>520100 SUPPLIES/OTH OPER</u>	1,700,000.00	1,693,000.00	24,975.19	4,728.67	358,843.23	1,309,181.58	22.7%
<u>02019090</u>	<u>530100 EQUIPMENT OPER/MAI</u>	370,000.00	370,000.00	52,540.52	16,065.80	157,844.55	159,614.93	56.9%
<u>02019090</u>	<u>530200 VEHICLE OPERATION/</u>	475,000.00	475,000.00	87,717.16	54,612.90	178,306.51	208,976.33	56.0%
<u>02019090</u>	<u>530500 BUILDING MAINTENAN</u>	50,000.00	50,000.00	596.96	32.43	.00	49,403.04	1.2%
<u>02019090</u>	<u>530800 SOFTWARE MAINTENAN</u>	10,500.00	10,500.00	6,553.30	.00	.00	3,946.70	62.4%
<u>02019090</u>	<u>540100 COMMUNICATIONS - M</u>	30,000.00	30,000.00	8,318.41	3,563.08	14,365.56	7,316.03	75.6%
<u>02019090</u>	<u>540600 UTILITIES</u>	30,000.00	30,000.00	6,318.23	3,655.98	12,611.77	11,070.00	63.1%
<u>02019090</u>	<u>550300 TRAVEL AND TRAININ</u>	20,000.00	20,000.00	3,097.24	398.00	.00	16,902.76	15.5%
<u>02019090</u>	<u>550500 ASSOCIATION DUES</u>	300.00	300.00	.00	.00	.00	300.00	.0%
<u>02019090</u>	<u>561400 PROFESSIONAL SERVI</u>	55,000.00	55,000.00	122.96	.00	.00	54,877.04	.2%
<u>02019090</u>	<u>562200 CONTRACT SERVICES</u>	70,000.00	70,000.00	.00	.00	10,500.00	59,500.00	15.0%
<u>02019090</u>	<u>570100 RENTALS AND LEASES</u>	30,000.00	30,000.00	.00	.00	18,221.68	11,778.32	60.7%
<u>02019090</u>	<u>591600 RIGHT OF WAY EXPEN</u>	1,550,000.00	1,550,000.00	.00	.00	1,500,000.00	50,000.00	96.8%
<u>02019090</u>	<u>623000 UNIVERSITY AVENUE</u>	900,000.00	900,000.00	.00	.00	.00	900,000.00	.0%
<u>02019090</u>	<u>640500 HEAVY EQUIPMENT</u>	1,486,224.00	1,486,224.00	444,782.61	325,000.00	.00	1,041,441.39	29.9%
<u>02019090</u>	<u>640800 COMPUTER EQUIPMENT</u>	.00	7,000.00	.00	.00	6,616.00	384.00	94.5%
<u>02019090</u>	<u>650200 VEHICLES - LIGHT T</u>	53,000.00	53,000.00	.00	.00	51,645.00	1,355.00	97.4%
	TOTAL CONSOLIDATED ROAD AND BR	10,135,018.00	10,135,018.00	1,614,478.32	649,431.19	2,308,954.30	6,211,585.38	38.7%
	TOTAL CONSOLIDATED ROAD AND BR	.00	.00	-3,462,455.54	-3,818,698.75	2,308,954.30	1,153,501.24	100.0%
	TOTAL REVENUES	-10,135,018.00	-10,135,018.00	-5,076,933.86	-4,468,129.94	.00	-5,058,084.14	
	TOTAL EXPENSES	10,135,018.00	10,135,018.00	1,614,478.32	649,431.19	2,308,954.30	6,211,585.38	

031 PRECINCT 1 PARK

000 UNDEFINED

04/09/2021 11:23
RScott

Lubbock County
BUDGET SUMMARIES REPORT
ACCOUNT SUMMARY MARCH 2021

P 26
glytddbud

FOR 2021 04

031	PRECINCT 1 PARK	ORIGINAL APPROP	REVISED BUDGET	YTD ACTUAL	MTD ACTUAL	ENCUMBRANCES	AVAILABLE BUDGET	PCT USED	
031	400100	CURRENT AD VALOREM TAXE	-110,884.00	-110,884.00	-72,311.14	-26,393.47	.00	-38,572.86	65.2%*
031	400400	PEN & INT - CURRENT LEV	-455.00	-455.00	.00	.00	-455.00	.0%*	
031	400500	DELIO TAXES - PRIOR YEA	-676.00	-676.00	-200.27	-56.68	-475.73	29.6%*	
031	400600	PEN & INT - PRIOR YEARS	-344.00	-344.00	-96.55	-29.61	-247.45	28.1%*	
031	470000	INTEREST INCOME	-8,000.00	-8,000.00	-409.53	-82.44	-7,590.47	5.1%*	
031	481600	CONTRIBUTIONS	-8,000.00	-8,000.00	-600.00	-400.00	-7,500.00	6.3%*	
031	736100	DRAW FROM RESERVES	-101,499.00	-101,499.00	.00	.00	-101,499.00	.0%*	
031	902000	XFER TO CONSOLIDATED RO	100,000.00	100,000.00	100,000.00	100,000.00	.00	100.0%	
	TOTAL UNDEFINED		-129,858.00	-129,858.00	26,382.51	73,037.80	100.00	-156,340.51	-20.4%
191 PRECINCT 1 PARK									
03119180	500600	STAFF EMPLOYEES	59,043.00	59,043.00	15,926.09	5,079.76	.00	43,116.91	27.0%
03119180	500800	TEMPORARY	5,000.00	5,000.00	.00	.00	5,000.00	.0%	
03119180	500900	PART TIME POSITION	.00	.00	3,180.83	.00	-3,180.83	100.0%*	
03119180	510100	FICA	3,701.00	3,701.00	1,154.20	304.06	.00	2,546.80	31.2%
03119180	510200	MEDICARE	866.00	866.00	270.00	71.14	.00	596.00	31.2%
03119180	510300	RETIREMENT	6,075.00	6,075.00	2,149.53	564.38	.00	3,925.47	35.4%
03119180	510400	GROUP HEALTH INSUR	4,895.00	4,895.00	2,257.84	544.57	.00	2,637.16	46.1%
03119180	510500	GROUP DENTAL INSUR	270.00	270.00	101.48	24.50	.00	168.52	37.6%
03119180	510600	LIFE INSURANCE	39.00	39.00	12.02	2.90	.00	26.98	30.8%
03119180	510700	UNEMPLOYMENT INSUR	53.00	53.00	15.53	4.08	.00	37.47	29.3%
03119180	510900	WORKER'S COMPENSAT	3,784.00	3,784.00	1,540.67	397.10	.00	2,243.33	40.7%
03119180	520100	SUPPLIES/OTH OPER	5,000.00	5,000.00	338.07	255.55	1,414.48	3,247.45	35.1%
03119180	530500	BUILDING MAINTENAN	10,000.00	10,000.00	145.00	35.00	575.00	9,280.00	7.2%
03119180	540100	COMMUNICATIONS - M	.00	1,200.00	.00	.00	1,000.00	200.00	83.3%
03119180	540600	UTILITIES	10,000.00	10,000.00	1,065.84	353.50	6,234.16	2,700.00	73.0%
03119180	561400	PROFESSIONAL SERVI	21,132.00	19,932.00	.00	.00	.00	19,932.00	.0%
	TOTAL PRECINCT 1 PARK		129,858.00	129,858.00	28,157.10	7,636.54	9,223.64	92,477.26	28.8%
	TOTAL PRECINCT 1 PARK		.00	.00	54,539.61	80,674.34	9,323.64	-63,863.25	100.0%
	TOTAL REVENUES		-229,858.00	-229,858.00	-73,617.49	-26,962.20	100.00	-156,340.51	
	TOTAL EXPENSES		229,858.00	229,858.00	128,157.10	107,636.54	9,223.64	92,477.26	

032 SLATON/ROOSEVELT PARK

000 UNDEFINED

032	400100	CURRENT AD VALOREM TAXE	-110,884.00	-110,884.00	-72,311.14	-26,393.47	.00	-38,572.86	65.2%*
-----	--------	-------------------------	-------------	-------------	------------	------------	-----	------------	--------

04/09/2021 11:23
RScott

Lubbock County
BUDGET SUMMARIES REPORT
ACCOUNT SUMMARY MARCH 2021

P 27
glytdbud

FOR 2021 04

032	SLATON/ROOSEVELT PARK	ORIGINAL APPROP	REVISED BUDGET	YTD ACTUAL	MTD ACTUAL	ENCUMBRANCES	AVAILABLE BUDGET	PCT USED	
032	400400	PEN & INT - CURRENT LEV	-455.00	-455.00	.00	.00	.00	-455.00	.0%*
032	400500	DELIO TAXES - PRIOR YEA	-676.00	-676.00	-200.27	-56.68	.00	-475.73	29.6%*
032	400600	PEN & INT - PRIOR YEARS	-344.00	-344.00	-96.55	-29.61	.00	-247.45	28.1%*
032	470000	INTEREST INCOME	-3,000.00	-3,000.00	-66.57	-19.33	.00	-2,933.43	2.2%*
032	481600	CONTRIBUTIONS	-8,000.00	-8,000.00	-400.00	-200.00	.00	-7,600.00	5.0%*
032	736100	DRAW FROM RESERVES	-106,443.00	-106,443.00	.00	.00	.00	-106,443.00	.0%*
	TOTAL UNDEFINED		-229,802.00	-229,802.00	-73,074.53	-26,699.09	.00	-156,727.47	31.8%
192 PRECINCT 2 PARK									
03219280	500600	STAFF EMPLOYEES	55,717.00	55,717.00	7,567.08	1,846.93	.00	48,149.92	13.6%
03219280	500800	TEMPORARY	9,020.00	9,020.00	4,920.00	1,200.00	.00	4,100.00	54.5%
03219280	500900	PART TIME POSITION	13,071.00	13,071.00	3,824.48	932.80	.00	9,246.52	29.3%
03219280	510100	FICA	4,824.00	4,824.00	975.08	237.82	.00	3,848.92	20.2%
03219280	510200	MEDICARE	1,128.00	1,128.00	227.98	55.60	.00	900.02	20.2%
03219280	510300	RETIREMENT	7,642.00	7,642.00	1,265.62	308.84	.00	6,376.38	16.6%
03219280	510400	GROUP HEALTH INSUR	10,920.00	10,920.00	3,757.99	919.69	.00	7,162.01	34.4%
03219280	510500	GROUP DENTAL INSUR	602.00	602.00	213.73	52.26	.00	388.27	35.5%
03219280	510600	LIFE INSURANCE	87.00	87.00	26.59	6.50	.00	60.41	30.6%
03219280	510700	UNEMPLOYMENT INSUR	70.00	70.00	12.99	3.16	.00	57.01	18.6%
03219280	510900	WORKER'S COMPENSAT	4,933.00	4,933.00	1,244.52	303.66	.00	3,688.48	25.2%
03219280	520100	SUPPLIES/OTH OPER	3,000.00	3,000.00	29.90	.00	250.00	2,720.10	9.3%
03219280	523100	NON-CAPITAL EQUIPM	4,000.00	4,000.00	.00	.00	.00	4,000.00	.0%
03219280	530100	EQUIPMENT OPER/MAI	2,400.00	2,400.00	.00	.00	.00	2,400.00	.0%
03219280	530500	BUILDING MAINTENAN	15,000.00	13,500.00	752.49	70.00	925.00	11,822.51	12.4%
03219280	530900	GROUPS MAINTENANC	30,000.00	30,000.00	2,429.49	525.00	2,100.00	25,470.51	15.1%
03219280	540100	COMMUNICATIONS - M	1,300.00	2,800.00	144.75	96.50	455.25	2,200.00	21.4%
03219280	540600	UTILITIES	14,463.00	14,463.00	2,519.81	856.75	8,280.19	3,663.00	74.7%
03219280	562200	CONTRACT SERVICES	2,625.00	2,625.00	.00	.00	158.49	2,466.51	6.0%
03219280	620500	OTHER IMPROVEMENTS	49,000.00	49,000.00	.00	.00	.00	49,000.00	.0%
	TOTAL PRECINCT 2 PARK		229,802.00	229,802.00	29,912.50	7,415.51	12,168.93	187,720.57	18.3%
	TOTAL SLATON/ROOSEVELT PARK		.00	.00	-43,162.03	-19,283.58	12,168.93	30,993.10	100.0%
	TOTAL REVENUES		-229,802.00	-229,802.00	-73,074.53	-26,699.09	.00	-156,727.47	
	TOTAL EXPENSES		229,802.00	229,802.00	29,912.50	7,415.51	12,168.93	187,720.57	

033 IDALOU/NEW DEAL PARK

000 UNDEFINED

033	400100	CURRENT AD VALOREM TAXE	-110,884.00	-110,884.00	-72,311.14	-26,393.47	.00	-38,572.86	65.2%*
-----	--------	-------------------------	-------------	-------------	------------	------------	-----	------------	--------

04/09/2021 11:23
RScott

Lubbock County
BUDGET SUMMARIES REPORT
ACCOUNT SUMMARY MARCH 2021

P 28
glytdbud

FOR 2021 04

033	IDALOU/NEW DEAL PARK	ORIGINAL APPROP	REVISED BUDGET	YTD ACTUAL	MTD ACTUAL	ENCUMBRANCES	AVAILABLE BUDGET	PCT USED
033 400400	PEN & INT - CURRENT LEV	-455.00	-455.00	.00	.00	.00	-455.00	.0%*
033 400500	DELIO TAXES - PRIOR YEA	-676.00	-676.00	-200.27	-56.68	.00	-475.73	29.6%*
033 400600	PEN & INT - PRIOR YEARS	-345.00	-345.00	-96.55	-29.61	.00	-248.45	28.0%*
033 470000	INTEREST INCOME	-5,000.00	-5,000.00	-168.83	-40.89	.00	-4,831.17	3.4%*
033 481600	CONTRIBUTIONS	-6,200.00	-6,200.00	-500.00	.00	.00	-5,700.00	8.1%*
TOTAL UNDEFINED		-123,560.00	-123,560.00	-73,276.79	-26,520.65	.00	-50,283.21	59.3%
193 PRECINCT 3 PARK								
03319380 500600	STAFF EMPLOYEES	47,679.00	47,679.00	7,829.64	2,109.49	.00	39,849.36	16.4%
03319380 500800	TEMPORARY	3,000.00	3,000.00	.00	.00	.00	3,000.00	.0%
03319380 500900	PART TIME POSITION	3,266.00	3,266.00	6,375.83	1,356.56	.00	-3,109.83	195.2%*
03319380 510100	FICA	764.00	764.00	729.37	184.46	.00	34.63	95.5%*
03319380 510200	MEDICARE	5,518.00	5,518.00	170.54	43.14	.00	5,347.46	3.1%
03319380 510300	RETIREMENT	19,762.00	19,762.00	1,578.16	385.06	.00	18,183.84	8.0%
03319380 510400	GROUP HEALTH INSUR	956.00	956.00	6,706.34	1,709.05	.00	-5,750.34	701.5%*
03319380 510500	GROUP DENTAL INSUR	123.00	123.00	290.03	70.86	.00	-167.03	235.8%*
03319380 510600	LIFE INSURANCE	66.00	66.00	26.59	6.50	.00	39.41	40.3%
03319380 510700	UNEMPLOYMENT INSUR	3,340.00	3,340.00	11.40	2.78	.00	3,328.60	.3%
03319380 510900	WORKER'S COMPENSAT	6,842.00	6,842.00	1,111.02	271.09	.00	5,730.98	16.2%
03319380 520100	SUPPLIES/OTH OPER	4,000.00	4,000.00	99.79	.00	.00	3,900.21	2.5%
03319380 530100	EQUIPMENT OPER/MAI	4,000.00	4,000.00	1,056.67	1,056.67	.00	2,943.33	26.4%
03319380 530200	VEHICLE OPERATION/	500.00	500.00	87.05	87.05	412.95	.00	100.0%
03319380 530500	BUILDING MAINTENAN	4,000.00	4,000.00	395.53	250.53	960.00	2,644.47	33.9%
03319380 530900	GROUNDS MAINTENANC	4,000.00	4,000.00	.00	.00	.00	4,000.00	.0%
03319380 540600	UTILITIES	15,744.00	15,744.00	1,465.83	519.04	8,034.17	6,244.00	60.3%
TOTAL PRECINCT 3 PARK		123,560.00	123,560.00	27,933.79	8,052.28	9,407.12	86,219.09	30.2%
TOTAL IDALOU/NEW DEAL PARK		.00	.00	-45,343.00	-18,468.37	9,407.12	35,935.88	100.0%
TOTAL REVENUES		-123,560.00	-123,560.00	-73,276.79	-26,520.65	.00	-50,283.21	
TOTAL EXPENSES		123,560.00	123,560.00	27,933.79	8,052.28	9,407.12	86,219.09	
034 SHALLOWATER PARK								
000 UNDEFINED								
034 400100	CURRENT AD VALOREM TAXE	-110,884.00	-110,884.00	-72,311.14	-26,393.47	.00	-38,572.86	65.2%*

04/09/2021 11:23
RScott

Lubbock County
BUDGET SUMMARIES REPORT
ACCOUNT SUMMARY MARCH 2021

P 29
glytdbud

FOR 2021 04

034	SHALLOWATER PARK	ORIGINAL APPROP	REVISED BUDGET	YTD ACTUAL	MTD ACTUAL	ENCUMBRANCES	AVAILABLE BUDGET	PCT USED	
034	400400	PEN & INT - CURRENT LEV	-455.00	-455.00	.00	.00	.00	-455.00	.0%*
034	400500	DELIO TAXES - PRIOR YEA	-676.00	-676.00	-200.27	-56.68	.00	-475.73	29.6%*
034	400600	PEN & INT - PRIOR YEARS	-344.00	-344.00	-96.55	-29.61	.00	-247.45	28.1%*
034	470000	INTEREST INCOME	-5,000.00	-5,000.00	-179.60	-43.80	.00	-4,820.40	3.6%*
034	481600	CONTRIBUTIONS	-2,500.00	-2,500.00	-650.00	-100.00	.00	-1,850.00	26.0%*
034	736100	DRAW FROM RESERVES	-141,368.00	-141,368.00	.00	.00	.00	-141,368.00	.0%*
	TOTAL UNDEFINED		-261,227.00	-261,227.00	-73,437.56	-26,623.56	.00	-187,789.44	28.1%
194 PRECINCT 4 PARK									
03419480	500600	STAFF EMPLOYEES	24,923.00	24,923.00	7,567.08	1,846.93	.00	17,355.92	30.4%
03419480	500800	TEMPORARY	1,500.00	1,500.00	.00	.00	.00	1,500.00	.0%
03419480	500900	PART TIME POSITION	16,378.00	16,378.00	4,264.00	1,040.00	.00	12,114.00	26.0%
03419480	510100	FICA	2,654.00	2,654.00	710.03	173.18	.00	1,943.97	26.8%
03419480	510200	MEDICARE	621.00	621.00	166.04	40.50	.00	454.96	26.7%
03419480	510300	RETIREMENT	4,589.00	4,589.00	1,314.36	320.72	.00	3,274.64	28.6%
03419480	510400	GROUP HEALTH INSUR	10,920.00	10,920.00	1,398.55	344.21	.00	9,521.45	12.8%
03419480	510500	GROUP DENTAL INSUR	602.00	602.00	67.97	16.70	.00	534.03	11.3%
03419480	510600	LIFE INSURANCE	87.00	87.00	8.22	2.02	.00	78.78	9.4%
03419480	510700	UNEMPLOYMENT INSUR	39.00	39.00	9.51	2.32	.00	29.49	24.4%
03419480	510900	WORKER'S COMPENSAT	2,714.00	2,714.00	960.47	234.38	.00	1,753.53	35.4%
03419480	520100	SUPPLIES/OTH OPER	6,700.00	6,700.00	1,164.87	436.20	3,035.10	2,500.03	62.7%
03419480	523100	NON-CAPITAL EQUIPM	3,000.00	3,000.00	.00	.00	.00	3,000.00	.0%
03419480	530100	EQUIPMENT OPER/MAI	2,000.00	2,000.00	.00	.00	.00	2,000.00	.0%
03419480	530500	BUILDING MAINTENAN	2,000.00	2,000.00	155.00	40.00	625.00	1,220.00	39.0%
03419480	530900	GROUNDS MAINTENANC	10,000.00	10,000.00	41.40	.00	.00	9,958.60	.4%
03419480	540600	UTILITIES	20,000.00	20,000.00	1,072.99	268.67	11,827.01	7,100.00	64.5%
03419480	561400	PROFESSIONAL SERVI	2,500.00	2,500.00	.00	.00	.00	2,500.00	.0%
03419480	640600	CAPITAL OUTLAY	150,000.00	150,000.00	.00	.00	.00	150,000.00	.0%
	TOTAL PRECINCT 4 PARK		261,227.00	261,227.00	18,900.49	4,765.83	15,487.11	226,839.40	13.2%
	TOTAL SHALLOWATER PARK		.00	.00	-54,537.07	-21,857.73	15,487.11	39,049.96	100.0%
	TOTAL REVENUES		-261,227.00	-261,227.00	-73,437.56	-26,623.56	.00	-187,789.44	
	TOTAL EXPENSES		261,227.00	261,227.00	18,900.49	4,765.83	15,487.11	226,839.40	
041 PERMANENT IMPROVEMENT									
000 UNDEFINED									
041	400100	CURRENT AD VALOREM TAXE	-2,217,684.00	-2,217,684.00	-1,446,226.29	-527,871.00	.00	-771,457.71	65.2%*

04/09/2021 11:23
RScott

Lubbock County
BUDGET SUMMARIES REPORT
ACCOUNT SUMMARY MARCH 2021

P 30
glytdbud

FOR 2021 04

041	PERMANENT IMPROVEMENT	ORIGINAL APPROP	REVISED BUDGET	YTD ACTUAL	MTD ACTUAL	ENCUMBRANCES	AVAILABLE BUDGET	PCT USED
041 400400	PEN & INT - CURRENT LEV	-9,093.00	-9,093.00	.00	.00	.00	-9,093.00	.0%*
041 400500	DELIO TAXES - PRIOR YEA	-13,528.00	-13,528.00	-4,005.26	-1,133.52	.00	-9,522.74	29.6%*
041 400600	PEN & INT - PRIOR YEARS	-6,875.00	-6,875.00	-1,931.39	-592.33	.00	-4,943.61	28.1%*
041 470000	INTEREST INCOME	-50,000.00	-50,000.00	-1,816.91	-698.73	.00	-48,183.09	3.6%*
041 483500	CRTC LEASE	-483,732.00	-483,732.00	-161,244.00	-40,311.00	.00	-322,488.00	33.3%*
041 736100	DRAW FROM RESERVES	-716,733.00	-716,733.00	.00	.00	.00	-716,733.00	.0%*
041 801100	XFER FROM GENERAL FUND	-2,068,943.00	-2,068,943.00	-2,068,943.00	-2,068,943.00	.00	.00	100.0%
	TOTAL UNDEFINED	-5,566,588.00	-5,566,588.00	-3,684,166.85	-2,639,549.58	.00	-1,882,421.15	66.2%
061 FACILITY MAINTENANCE								
04106140	561400 PROFESSIONAL SERVI	400,200.00	400,200.00	23,964.74	11,218.30	233,933.26	142,302.00	64.4%
04106140	579900 RENOV/REPAIR NON-C	50,000.00	50,000.00	6,213.56	1,315.34	4,424.88	39,361.56	21.3%
04106140	620800 COURTHOUSE RENOVAT	400,000.00	400,000.00	155,551.83	15,322.21	194,840.09	49,608.08	87.6%
04106140	621100 RENOVATION 900 MAI	500,000.00	500,000.00	86,091.87	77,777.79	181,390.43	232,517.70	53.5%
04106140	621700 LCJJC RENOVATIONS	2,060,000.00	2,060,000.00	449,670.84	230,880.01	1,519,085.88	91,243.28	95.6%
04106140	622200 CENTRAL GARAGE	200,000.00	200,000.00	.00	.00	.00	200,000.00	.0%
04106140	622300 OTHER BLDG RENOVAT	1,100,000.00	1,100,000.00	.00	.00	.00	1,100,000.00	.0%
04106140	622600 ENERGY & CONSERVAT	856,388.00	856,388.00	290,582.03	.00	565,805.97	.00	100.0%
	TOTAL FACILITY MAINTENANCE	5,566,588.00	5,566,588.00	1,012,074.87	336,513.65	2,699,480.51	1,855,032.62	66.7%
	TOTAL PERMANENT IMPROVEMENT	.00	.00	-2,672,091.98	-2,303,035.93	2,699,480.51	-27,388.53	100.0%
	TOTAL REVENUES	-5,566,588.00	-5,566,588.00	-3,684,166.85	-2,639,549.58	.00	-1,882,421.15	
	TOTAL EXPENSES	5,566,588.00	5,566,588.00	1,012,074.87	336,513.65	2,699,480.51	1,855,032.62	
043 LCETRZ NO1 TAX INCREMENT FUND								
000 UNDEFINED								
043 470000	INTEREST INCOME	-3,000.00	-3,000.00	-386.59	-95.89	.00	-2,613.41	12.9%*
043 736100	DRAW FROM RESERVES	-554,290.00	-554,290.00	.00	.00	.00	-554,290.00	.0%*
043 801100	XFER FROM GENERAL FUND	-145,800.00	-166,812.00	-166,811.13	.00	.00	-.87	100.0%*
	TOTAL UNDEFINED	-703,090.00	-724,102.00	-167,197.72	-95.89	.00	-556,904.28	23.1%
090 PUBLIC WORKS								
04309090	623000 ROAD PROJECTS	703,090.00	703,090.00	.00	.00	.00	703,090.00	.0%

04/09/2021 11:23
RScott

Lubbock County
BUDGET SUMMARIES REPORT
ACCOUNT SUMMARY MARCH 2021

P 31
glytdbud

FOR 2021 04

	ORIGINAL APPROP	REVISED BUDGET	YTD ACTUAL	MTD ACTUAL	ENCUMBRANCES	AVAILABLE BUDGET	PCT USED
TOTAL PUBLIC WORKS	703,090.00	703,090.00	.00	.00	.00	703,090.00	.0%
TOTAL LCETRZ NO1 TAX INCREMENT	.00	-21,012.00	-167,197.72	-95.89	.00	146,185.72	795.7%
TOTAL REVENUES	-703,090.00	-724,102.00	-167,197.72	-95.89	.00	-556,904.28	
TOTAL EXPENSES	703,090.00	703,090.00	.00	.00	.00	703,090.00	
<hr/> 046 TJJD (P) JJAEP GRANT							
<hr/> 000 UNDEFINED							
046 420390 TJPC-P JJAEP GRANT REVE	-80,000.00	-80,000.00	-17,582.50	-1,860.00	.00	-62,417.50	22.0%*
TOTAL UNDEFINED	-80,000.00	-80,000.00	-17,582.50	-1,860.00	.00	-62,417.50	22.0%
<hr/> 051 JUVENILE PROBATION							
04605135 562300 INTER LOCAL AGREEM	80,000.00	80,000.00	.00	.00	.00	80,000.00	.0%
TOTAL JUVENILE PROBATION	80,000.00	80,000.00	.00	.00	.00	80,000.00	.0%
TOTAL TJJD (P) JJAEP GRANT	.00	.00	-17,582.50	-1,860.00	.00	17,582.50	100.0%
TOTAL REVENUES	-80,000.00	-80,000.00	-17,582.50	-1,860.00	.00	-62,417.50	
TOTAL EXPENSES	80,000.00	80,000.00	.00	.00	.00	80,000.00	
<hr/> 047 TJJD (R) REG DIVERSION GRANT							
<hr/> 000 UNDEFINED							
047 420170 TJJD (R) GRANT REVENUE	-15,628.00	-15,628.00	-12,793.98	.00	.00	-2,834.02	81.9%*
TOTAL UNDEFINED	-15,628.00	-15,628.00	-12,793.98	.00	.00	-2,834.02	81.9%
<hr/> 051 JUVENILE PROBATION							
04705135 520100 SUPPLIES/OTH OPER	15,628.00	15,628.00	12,421.34	12,421.34	.00	3,206.66	79.5%

04/09/2021 11:23
RScott

Lubbock County
BUDGET SUMMARIES REPORT
ACCOUNT SUMMARY MARCH 2021

P 32
glytddbud

FOR 2021 04

	ORIGINAL APPROP	REVISED BUDGET	YTD ACTUAL	MTD ACTUAL	ENCUMBRANCES	AVAILABLE BUDGET	PCT USED
TOTAL JUVENILE PROBATION	15,628.00	15,628.00	12,421.34	12,421.34	.00	3,206.66	79.5%
TOTAL TJJD (R) REG DIVERSION G	.00	.00	-372.64	12,421.34	.00	372.64	100.0%
TOTAL REVENUES	-15,628.00	-15,628.00	-12,793.98	.00	.00	-2,834.02	
TOTAL EXPENSES	15,628.00	15,628.00	12,421.34	12,421.34	.00	3,206.66	
<hr/> 050 JUVENILE STAR PROGRAM							
<hr/> 000 UNDEFINED							
050 424000 STAR PROGRAM-JUVENILE	-425,000.00	-425,000.00	-425,000.00	-425,000.00	.00	.00	100.0%
050 489900 OTHER REVENUE	-1,895.00	-1,895.00	.00	.00	.00	-1,895.00	.0%*
050 805100 XFER FROM LCJJC	-175,000.00	-175,000.00	-175,000.00	-175,000.00	.00	.00	100.0%
TOTAL UNDEFINED	-601,895.00	-601,895.00	-600,000.00	-600,000.00	.00	-1,895.00	99.7%
<hr/> 051 JUVENILE PROBATION							
05005135 500600 STAFF EMPLOYEES	396,155.00	396,155.00	103,819.90	24,382.64	.00	292,335.10	26.2%
05005135 510100 FICA	25,236.00	25,236.00	6,160.64	1,431.62	.00	19,075.36	24.4%
05005135 510200 MEDICARE	5,902.00	5,902.00	1,440.76	334.79	.00	4,461.24	24.4%
05005135 510300 RETIREMENT	44,013.00	44,013.00	11,534.32	2,708.90	.00	32,478.68	26.2%
05005135 510400 GROUP HEALTH INSUR	71,898.00	71,898.00	16,461.17	3,935.88	.00	55,436.83	22.9%
05005135 510500 GROUP DENTAL INSUR	4,024.00	4,024.00	930.21	247.54	.00	3,093.79	23.1%
05005135 510600 LIFE INSURANCE	538.00	538.00	144.17	34.73	.00	393.83	26.8%
05005135 510700 UNEMPLOYMENT INSUR	2,275.00	2,275.00	82.98	19.49	.00	2,192.02	3.6%
05005135 510900 WORKER'S COMPENSAT	15,263.00	15,263.00	3,882.70	884.45	.00	11,380.30	25.4%
05005135 520100 SUPPLIES/OTH OPER	3,895.00	3,895.00	132.00	.00	.00	3,763.00	3.4%
05005135 522400 UNIFORMS	1,800.00	1,800.00	292.97	.00	.00	1,507.03	16.3%
05005135 522700 RESIDENT SUPPLIES	1,000.00	1,000.00	.00	.00	.00	1,000.00	.0%
05005135 530200 VEHICLE OPERATION/	13,500.00	13,500.00	363.93	119.99	6,643.73	6,492.34	51.9%
05005135 540100 COMMUNICATIONS - M	546.00	546.00	.00	.00	.00	546.00	.0%
05005135 550300 TRAVEL AND TRAININ	7,750.00	7,750.00	80.50	80.50	.00	7,669.50	1.0%
05005135 550500 ASSOCIATION DUES	100.00	100.00	.00	.00	.00	100.00	.0%
05005135 562200 CONTRACT SERVICES	8,000.00	8,000.00	.00	.00	.00	8,000.00	.0%
TOTAL JUVENILE PROBATION	601,895.00	601,895.00	145,326.25	34,180.53	6,643.73	449,925.02	25.2%
TOTAL JUVENILE STAR PROGRAM	.00	.00	-454,673.75	-565,819.47	6,643.73	448,030.02	100.0%
TOTAL REVENUES	-601,895.00	-601,895.00	-600,000.00	-600,000.00	.00	-1,895.00	
TOTAL EXPENSES	601,895.00	601,895.00	145,326.25	34,180.53	6,643.73	449,925.02	

04/09/2021 11:23
RScott

Lubbock County
BUDGET SUMMARIES REPORT
ACCOUNT SUMMARY MARCH 2021

P 33
glytddbud

FOR 2021 04

051	JUVENILE PROBATION	ORIGINAL APPROP	REVISED BUDGET	YTD ACTUAL	MTD ACTUAL	ENCUMBRANCES	AVAILABLE BUDGET	PCT USED
051 JUVENILE PROBATION								
000 UNDEFINED								
051	451900	JUVENILE PROBATION FEES	-5,000.00	-5,000.00	-1,491.00	-483.00	.00	-3,509.00 29.8%*
051	470000	INTEREST INCOME	-75,000.00	-75,000.00	-3,872.18	-798.80	.00	-71,127.82 5.2%*
051	489900	OTHER REVENUE	-2,000.00	-2,000.00	-218.74	-218.74	.00	-1,781.26 10.9%*
051	736100	DRAW FROM RESERVES	-2,970,425.00	-2,970,425.00	.00	.00	.00	-2,970,425.00 .0%*
051	801100	XFER FROM GENERAL FUND	-4,216,154.00	-4,216,154.00	-1,405,384.72	-351,346.16	.00	-2,810,769.28 33.3%*
051	905000	XFER TO STAR PROGRAM	175,000.00	175,000.00	175,000.00	175,000.00	.00	.00 100.0%
051	905400	XFER TO JUV PROB COMM F	411,254.00	411,254.00	.00	.00	.00	411,254.00 .0%
051	905500	XFER TO JUVENILE DETENT	4,004,336.00	4,004,336.00	429,555.62	.00	.00	3,574,780.38 10.7%
051	905700	XFER TO FOOD SERVICE	224,789.00	224,789.00	40,723.07	.00	.00	184,065.93 18.1%
051	906400	XFER TO TITLE IV-E	106,400.00	106,400.00	9,167.70	.00	.00	97,232.30 8.6%
TOTAL UNDEFINED			-2,346,800.00	-2,346,800.00	-756,520.25	-177,846.70	.00	-1,590,279.75 32.2%
051 JUVENILE PROBATION								
05105135	500200	APPOINTED OFFICIAL	112,025.00	112,025.00	36,124.69	8,810.90	.00	75,900.31 32.2%
05105135	500600	STAFF EMPLOYEES	1,341,465.00	1,341,465.00	345,817.31	84,601.35	.00	995,647.69 25.8%
05105135	500700	OVERTIME COMPENSAT	.00	.00	347.82	26.91	.00	-347.82 100.0%*
05105135	510100	FICA	90,147.00	90,147.00	22,241.15	5,411.03	.00	67,905.85 24.7%
05105135	510200	MEDICARE	21,083.00	21,083.00	5,201.50	1,265.46	.00	15,881.50 24.7%
05105135	510300	RETIREMENT	161,538.00	161,538.00	42,472.13	10,381.02	.00	119,065.87 26.3%
05105135	510400	GROUP HEALTH INSUR	195,806.00	195,806.00	74,829.30	18,707.17	.00	120,976.70 38.2%
05105135	510500	GROUP DENTAL INSUR	10,790.00	10,790.00	3,588.02	877.05	.00	7,201.98 33.3%
05105135	510600	LIFE INSURANCE	1,560.00	1,560.00	445.84	109.44	.00	1,114.16 28.6%
05105135	510700	UNEMPLOYMENT INSUR	1,309.00	1,309.00	306.16	74.83	.00	1,002.84 23.4%
05105135	510900	WORKER'S COMPENSAT	3,926.00	3,926.00	3,469.56	367.41	.00	456.44 88.4%
05105135	520100	SUPPLIES/OTH OPER	41,500.00	41,500.00	9,572.86	4,301.85	27,820.00	4,107.14 90.1%
05105135	522400	UNIFORMS	10,000.00	10,000.00	1,735.34	78.99	.00	8,264.66 17.4%
05105135	522700	RESIDENT SUPPLIES	5,000.00	5,000.00	.00	.00	.00	5,000.00 .0%
05105135	522800	LAW BOOKS	1,000.00	1,000.00	.00	.00	.00	1,000.00 .0%
05105135	523000	NON-CAPITAL SOFTWA	1,350.00	1,350.00	.00	.00	.00	1,350.00 .0%
05105135	523100	NON-CAPITAL EQUIPM	2,000.00	2,000.00	.00	.00	.00	2,000.00 .0%
05105135	530100	EQUIPMENT OPER/MAI	1,000.00	1,000.00	.00	.00	.00	1,000.00 .0%
05105135	530200	VEHICLE OPERATION/	7,500.00	7,500.00	703.87	133.64	5,296.13	1,500.00 80.0%
05105135	530500	BUILDING MAINTENAN	66,000.00	66,000.00	4,853.37	1,262.20	13,970.16	47,176.47 28.5%

04/09/2021 11:23
RScott

Lubbock County
BUDGET SUMMARIES REPORT
ACCOUNT SUMMARY MARCH 2021

P 34
glytdbud

FOR 2021 04

	ORIGINAL APPROP	REVISED BUDGET	YTD ACTUAL	MTD ACTUAL	ENCUMBRANCES	AVAILABLE BUDGET	PCT USED
<u>05105135 530800 SOFTWARE MAINTENAN</u>	10,000.00	10,000.00	.00	.00	.00	10,000.00	.0%
<u>05105135 530900 GROUNDS MAINTENANC</u>	5,910.00	5,910.00	.00	.00	.00	5,910.00	.0%
<u>05105135 540100 COMMUNICATIONS - M</u>	31,000.00	31,000.00	5,850.83	1,614.55	19,118.17	6,031.00	80.5%
<u>05105135 540600 UTILITIES</u>	115,000.00	115,000.00	20,049.30	1,630.53	88,792.70	6,158.00	94.6%
<u>05105135 550300 TRAVEL AND TRAININ</u>	78,775.00	78,775.00	5,267.18	908.31	500.00	73,007.82	7.3%
<u>05105135 550500 ASSOCIATION DUES</u>	1,116.00	1,116.00	.00	.00	.00	1,116.00	.0%
<u>05105135 562200 CONTRACT SERVICES</u>	30,000.00	30,000.00	250.00	.00	.00	29,750.00	.8%
TOTAL JUVENILE PROBATION	2,346,800.00	2,346,800.00	583,126.23	140,562.64	155,497.16	1,608,176.61	31.5%
TOTAL JUVENILE PROBATION	.00	.00	-173,394.02	-37,284.06	155,497.16	17,896.86	100.0%
TOTAL REVENUES	-7,268,579.00	-7,268,579.00	-1,410,966.64	-352,846.70	.00	-5,857,612.36	
TOTAL EXPENSES	7,268,579.00	7,268,579.00	1,237,572.62	315,562.64	155,497.16	5,875,509.22	
054 TJJD (A) JUV PROB COMM GRANT							
000 UNDEFINED							
<u>054 421500 TJPC-A STATE AID</u>	-1,649,081.00	-1,649,081.00	-740,011.32	-137,424.00	.00	-909,069.68	44.9%*
<u>054 805100 XFER FROM LCJJC</u>	-411,254.00	-411,254.00	.00	.00	.00	-411,254.00	.0%*
TOTAL UNDEFINED	-2,060,335.00	-2,060,335.00	-740,011.32	-137,424.00	.00	-1,320,323.68	35.9%
051 JUVENILE PROBATION							
<u>05405135 500600 STAFF EMPLOYEES</u>	841,469.00	841,469.00	196,513.15	48,221.02	.00	644,955.85	23.4%
<u>05405135 500700 OVERTIME COMPENSAT</u>	2,000.00	2,000.00	838.88	22.78	.00	1,161.12	41.9%
<u>05405135 501010 SUPPLEMENT PROBATI</u>	63,000.00	63,000.00	19,001.33	4,515.35	.00	43,998.67	30.2%
<u>05405135 501100 SUPPLEMENT DETENTI</u>	31,000.00	31,000.00	8,243.80	1,958.40	.00	22,756.20	26.6%
<u>05405135 510100 FICA</u>	60,014.00	60,014.00	13,281.50	3,232.45	.00	46,732.50	22.1%
<u>05405135 510200 MEDICARE</u>	13,871.00	13,871.00	3,106.13	755.99	.00	10,764.87	22.4%
<u>05405135 510300 RETIREMENT</u>	107,541.00	107,541.00	24,952.99	6,079.19	.00	82,588.01	23.2%
<u>05405135 510400 GROUP HEALTH INSUR</u>	105,434.00	105,434.00	49,433.51	12,179.37	.00	56,000.49	46.9%
<u>05405135 510500 GROUP DENTAL INSUR</u>	5,810.00	5,810.00	2,379.12	604.37	.00	3,430.88	40.9%
<u>05405135 510600 LIFE INSURANCE</u>	840.00	840.00	305.25	77.90	.00	534.75	36.3%
<u>05405135 510700 UNEMPLOYMENT INSUR</u>	871.00	871.00	179.42	43.73	.00	691.58	20.6%
<u>05405135 510900 WORKER'S COMPENSAT</u>	40,848.00	40,848.00	6,641.26	1,524.23	.00	34,206.74	16.3%
<u>05405135 540100 COMMUNICATIONS - M</u>	3,000.00	3,000.00	720.00	.00	.00	2,280.00	24.0%
<u>05405135 544100 RESIDENTIAL NON-SE</u>	72,623.00	72,623.00	.00	.00	.00	72,623.00	.0%

04/09/2021 11:23
RScott

Lubbock County
BUDGET SUMMARIES REPORT
ACCOUNT SUMMARY MARCH 2021

P 35
glytddbud

FOR 2021 04

	ORIGINAL APPROP	REVISED BUDGET	YTD ACTUAL	MTD ACTUAL	ENCUMBRANCES	AVAILABLE BUDGET	PCT USED
05405135 544420 RESIDENTIAL NON-SE	99,961.00	99,961.00	.00	.00	.00	99,961.00	.0%
05405135 544500 RESIDENTIAL MH CD	84,700.00	84,700.00	.00	.00	.00	84,700.00	.0%
05405135 544600 RESIDENTIAL MH PPA	110,641.00	110,641.00	53,969.37	9,291.43	15,475.56	41,196.07	62.8%
05405135 544700 RESIDENTIAL SECURE	100,000.00	100,000.00	9,884.50	6,128.39	44,315.50	45,800.00	54.2%
05405135 544810 RESIDENTIAL SECURE	99,962.00	99,962.00	19,571.31	1,581.52	4,928.69	75,462.00	24.5%
05405135 550303 TRAVEL AND TRAININ	12,000.00	12,000.00	1,276.64	.00	.00	10,723.36	10.6%
05405135 562200 CONTRACT SERVICES	55,000.00	55,000.00	7,038.18	.00	.00	47,961.82	12.8%
05405135 564500 CONTRACT SERVICES	80,000.00	80,000.00	14,540.00	4,712.50	.00	65,460.00	18.2%
05405135 564600 CONTRACT SERVICES	37,750.00	37,750.00	4,820.00	1,805.00	.00	32,930.00	12.8%
05405135 564800 ELECTRONIC MONITOR	32,000.00	32,000.00	6,814.50	3,206.50	25,185.50	.00	100.0%
TOTAL JUVENILE PROBATION	2,060,335.00	2,060,335.00	443,510.84	105,940.12	89,905.25	1,526,918.91	25.9%
TOTAL TJJD (A) JUV PROB COMM G	.00	.00	-296,500.48	-31,483.88	89,905.25	206,595.23	100.0%
TOTAL REVENUES	-2,060,335.00	-2,060,335.00	-740,011.32	-137,424.00	.00	-1,320,323.68	
TOTAL EXPENSES	2,060,335.00	2,060,335.00	443,510.84	105,940.12	89,905.25	1,526,918.91	
055 JUVENILE DETENTION							
000 UNDEFINED							
055 451300 CONTRACTSERV-OTHER COUN	-500,000.00	-500,000.00	-210,695.00	-48,235.00	.00	-289,305.00	42.1%*
055 805100 XFER FROM LCJJC	-4,004,336.00	-4,004,336.00	-429,555.62	.00	.00	-3,574,780.38	10.7%*
TOTAL UNDEFINED	-4,504,336.00	-4,504,336.00	-640,250.62	-48,235.00	.00	-3,864,085.38	14.2%
051 JUVENILE PROBATION							
05505135 500600 STAFF EMPLOYEES	2,922,303.00	2,897,303.00	683,032.10	173,630.64	.00	2,214,270.90	23.6%
05505135 500700 OVERTIME COMPENSAT	25,500.00	50,500.00	44,861.44	1,749.03	.00	5,638.56	88.8%
05505135 500900 PART TIME POSITION	27,735.00	27,735.00	4,328.47	731.55	.00	23,406.53	15.6%
05505135 510100 FICA	184,452.00	184,452.00	43,471.49	10,443.84	.00	140,980.51	23.6%
05505135 510200 MEDICARE	43,138.00	43,138.00	10,166.61	2,442.47	.00	32,971.39	23.6%
05505135 510300 RETIREMENT	330,527.00	330,527.00	81,349.70	19,565.89	.00	249,177.30	24.6%
05505135 510400 GROUP HEALTH INSUR	481,984.00	481,984.00	125,342.33	31,462.39	.00	356,641.67	26.0%
05505135 510500 GROUP DENTAL INSUR	26,560.00	26,560.00	6,364.26	1,568.03	.00	20,195.74	24.0%
05505135 510600 LIFE INSURANCE	3,840.00	3,840.00	869.53	214.73	.00	2,970.47	22.6%
05505135 510700 UNEMPLOYMENT INSUR	2,678.00	2,678.00	585.39	140.85	.00	2,092.61	21.9%
05505135 510900 WORKER'S COMPENSAT	125,547.00	125,547.00	28,707.05	6,885.52	.00	96,839.95	22.9%

04/09/2021 11:23
RScott

Lubbock County
BUDGET SUMMARIES REPORT
ACCOUNT SUMMARY MARCH 2021

P 36
glytddbud

FOR 2021 04

	ORIGINAL APPROP	REVISED BUDGET	YTD ACTUAL	MTD ACTUAL	ENCUMBRANCES	AVAILABLE BUDGET	PCT USED
05505135 520100 SUPPLIES/OTH OPER	35,000.00	33,000.00	9,531.96	1,262.27	10,942.72	12,525.32	62.0%
05505135 522700 RESIDENT SUPPLIES	33,572.00	33,572.00	1,958.41	280.82	10,000.00	21,613.59	35.6%
05505135 523100 NON-CAPITAL EQUIPM	6,000.00	8,000.00	3,913.29	.00	.00	4,086.71	48.9%
05505135 530100 EQUIPMENT OPER/MAI	1,000.00	1,000.00	.00	.00	.00	1,000.00	.0%
05505135 530200 VEHICLE OPERATION/	2,500.00	2,500.00	126.31	34.09	1,373.69	1,000.00	60.0%
05505135 550201 RESIDENT TRANSPORT	10,000.00	10,000.00	1,235.85	263.91	.00	8,764.15	12.4%
05505135 561100 MEDICAL FOR RESIDE	6,000.00	6,000.00	-413.94	523.51	.00	6,413.94	-6.9%
05505135 561400 PROFESSIONAL SERVI	5,000.00	5,000.00	.00	.00	.00	5,000.00	.0%
05505135 562200 CONTRACT SERVICES	115,000.00	115,000.00	15,945.00	8,090.00	.00	99,055.00	13.9%
05505135 564200 RESIDENTIAL PLACEM	100,000.00	100,000.00	9,199.64	695.80	6,275.37	84,524.99	15.5%
05505135 640700 OTHER EQUIPMENT	16,000.00	16,000.00	.00	.00	.00	16,000.00	.0%
TOTAL JUVENILE PROBATION	4,504,336.00	4,504,336.00	1,070,574.89	259,985.34	28,591.78	3,405,169.33	24.4%
TOTAL JUVENILE DETENTION	.00	.00	430,324.27	211,750.34	28,591.78	-458,916.05	100.0%
TOTAL REVENUES	-4,504,336.00	-4,504,336.00	-640,250.62	-48,235.00	.00	-3,864,085.38	
TOTAL EXPENSES	4,504,336.00	4,504,336.00	1,070,574.89	259,985.34	28,591.78	3,405,169.33	
057 JUVENILE FOOD SERVICE							
000 UNDEFINED							
057 426600 DHS SCHOOL MEAL PROGRAM	-150,000.00	-150,000.00	-33,508.42	-7,692.14	.00	-116,491.58	22.3%*
057 426700 DHS COMMODITIES PROGRAM	-7,449.00	-7,449.00	.00	.00	.00	-7,449.00	.0%*
057 805100 XFER FROM LCJJC	-224,789.00	-224,789.00	-40,723.07	.00	.00	-184,065.93	18.1%*
TOTAL UNDEFINED	-382,238.00	-382,238.00	-74,231.49	-7,692.14	.00	-308,006.51	19.4%
051 JUVENILE PROBATION							
05705135 500600 STAFF EMPLOYEES	103,663.00	103,663.00	20,168.69	5,999.16	.00	83,494.31	19.5%
05705135 500700 OVERTIME COMPENSAT	1,000.00	1,000.00	799.21	.00	.00	200.79	79.9%
05705135 500800 TEMPORARY	15,000.00	15,000.00	5,788.53	1,363.52	.00	9,211.47	38.6%
05705135 510100 FICA	7,419.00	7,419.00	1,635.06	450.67	.00	5,783.94	22.0%
05705135 510200 MEDICARE	1,735.00	1,735.00	382.39	105.40	.00	1,352.61	22.0%
05705135 510300 RETIREMENT	13,295.00	13,295.00	2,329.54	666.51	.00	10,965.46	17.5%
05705135 510400 GROUP HEALTH INSUR	22,593.00	22,593.00	4,718.78	1,150.92	.00	17,874.22	20.9%
05705135 510500 GROUP DENTAL INSUR	1,245.00	1,245.00	257.32	62.76	.00	987.68	20.7%
05705135 510600 LIFE INSURANCE	180.00	180.00	36.74	8.96	.00	143.26	20.4%

04/09/2021 11:23
RScott

Lubbock County
BUDGET SUMMARIES REPORT
ACCOUNT SUMMARY MARCH 2021

P 37
glytdbud

FOR 2021 04

	ORIGINAL APPROP	REVISED BUDGET	YTD ACTUAL	MTD ACTUAL	ENCUMBRANCES	AVAILABLE BUDGET	PCT USED
<u>05705135 510700 UNEMPLOYMENT INSUR</u>	108.00	108.00	21.41	5.89	.00	86.59	19.8%
<u>05705135 510900 WORKER'S COMPENSAT</u>	5,050.00	5,050.00	1,129.13	310.70	.00	3,920.87	22.4%
<u>05705135 520600 KITCHEN SUPPLIES</u>	4,500.00	4,500.00	1,005.59	.00	1,156.74	2,337.67	48.1%
<u>05705135 521900 FOOD</u>	202,000.00	202,000.00	61,529.42	13,266.86	131,011.59	9,458.99	95.3%
<u>05705135 523100 NON-CAPITAL EQUIPM</u>	2,000.00	2,000.00	.00	.00	.00	2,000.00	.0%
<u>05705135 530100 EQUIPMENT OPER/MAI</u>	250.00	250.00	.00	.00	.00	250.00	.0%
<u>05705135 570100 RENTALS AND LEASES</u>	2,200.00	2,200.00	340.00	255.00	680.00	1,180.00	46.4%
TOTAL JUVENILE PROBATION	382,238.00	382,238.00	100,141.81	23,646.35	132,848.33	149,247.86	61.0%
TOTAL JUVENILE FOOD SERVICE	.00	.00	25,910.32	15,954.21	132,848.33	-158,758.65	100.0%
TOTAL REVENUES	-382,238.00	-382,238.00	-74,231.49	-7,692.14	.00	-308,006.51	
TOTAL EXPENSES	382,238.00	382,238.00	100,141.81	23,646.35	132,848.33	149,247.86	
<u>064 TJJD (E) TITLE IV E GRANT</u>							
000 UNDEFINED							
<u>064 420380 TITLE IV-E TJJC (E)</u>	-98,000.00	-98,000.00	-16,032.23	-3,084.67	.00	-81,967.77	16.4%*
<u>064 427030 TJJD GRANT REVENUE</u>	-1,000.00	-1,000.00	.00	.00	.00	-1,000.00	.0%*
<u>064 805100 XFER FROM LCJJC</u>	-105,400.00	-105,400.00	-9,167.70	.00	.00	-96,232.30	8.7%*
TOTAL UNDEFINED	-204,400.00	-204,400.00	-25,199.93	-3,084.67	.00	-179,200.07	12.3%
<u>051 JUVENILE PROBATION</u>							
<u>06405135 500600 STAFF EMPLOYEES</u>	.00	.00	15.82	.00	.00	-15.82	100.0%*
<u>06405135 510100 FICA</u>	.00	.00	.94	.00	.00	-.94	100.0%*
<u>06405135 510200 MEDICARE</u>	.00	.00	.22	.00	.00	-.22	100.0%*
<u>06405135 510300 RETIREMENT</u>	.00	.00	1.76	.00	.00	-1.76	100.0%*
<u>06405135 510700 UNEMPLOYMENT INSUR</u>	.00	.00	.01	.00	.00	-.01	100.0%*
<u>06405135 544400 RESIDENTIAL PLACEM</u>	204,400.00	204,400.00	24,118.18	6,128.39	.00	180,281.82	11.8%
TOTAL JUVENILE PROBATION	204,400.00	204,400.00	24,136.93	6,128.39	.00	180,263.07	11.8%
TOTAL TJJD (E) TITLE IV E GRAN	.00	.00	-1,063.00	3,043.72	.00	1,063.00	100.0%
TOTAL REVENUES	-204,400.00	-204,400.00	-25,199.93	-3,084.67	.00	-179,200.07	
TOTAL EXPENSES	204,400.00	204,400.00	24,136.93	6,128.39	.00	180,263.07	

066 CJD RE ENTRY DRUG COURT GRANT

000 UNDEFINED

04/09/2021 11:23
RScott

Lubbock County
BUDGET SUMMARIES REPORT
ACCOUNT SUMMARY MARCH 2021

P 38
glytdbud

FOR 2021 04

066	CJD RE ENTRY DRUG COURT GRANT	ORIGINAL APPROP	REVISED BUDGET	YTD ACTUAL	MTD ACTUAL	ENCUMBRANCES	AVAILABLE BUDGET	PCT USED
<u>066 420100</u>	<u>GRANT REVENUE</u>	-40,953.00	-40,953.00	-9,928.55	.00	.00	-31,024.45	24.2%*
	TOTAL UNDEFINED	-40,953.00	-40,953.00	-9,928.55	.00	.00	-31,024.45	24.2%
014 COURTS								
<u>06601420 520220</u>	<u>SUPPLIES/DRUG TEST</u>	28,000.00	28,000.00	11,868.81	2,926.84	.00	16,131.19	42.4%
<u>06601420 523000</u>	<u>NON-CAPITAL SOFTWA</u>	4,400.00	4,400.00	866.68	173.34	1,213.40	2,319.92	47.3%
<u>06601420 540600</u>	<u>UTILITIES</u>	250.00	250.00	37.08	.00	212.92	.00	100.0%
<u>06601420 550300</u>	<u>TRAVEL AND TRAININ</u>	5,000.00	5,000.00	.00	.00	.00	5,000.00	.0%
<u>06601420 561400</u>	<u>PROFESSIONAL SERVI</u>	803.00	803.00	256.16	.00	.00	546.84	31.9%
<u>06601420 562200</u>	<u>CONTRACT SERVICES</u>	2,500.00	2,500.00	.00	.00	.00	2,500.00	.0%
	TOTAL COURTS	40,953.00	40,953.00	13,028.73	3,100.18	1,426.32	26,497.95	35.3%
	TOTAL CJD RE ENTRY DRUG COURT	.00	.00	3,100.18	3,100.18	1,426.32	-4,526.50	100.0%
	TOTAL REVENUES	-40,953.00	-40,953.00	-9,928.55	.00	.00	-31,024.45	
	TOTAL EXPENSES	40,953.00	40,953.00	13,028.73	3,100.18	1,426.32	26,497.95	
067 CJD DWI COURT GRANT								
000 UNDEFINED								
<u>067 420100</u>	<u>GRANT REVENUE</u>	-36,612.00	-36,612.00	-6,127.27	.00	.00	-30,484.73	16.7%*
	TOTAL UNDEFINED	-36,612.00	-36,612.00	-6,127.27	.00	.00	-30,484.73	16.7%
014 COURTS								
<u>06701420 520000</u>	<u>TREATMENT MATERIAL</u>	500.00	500.00	.00	.00	.00	500.00	.0%
<u>06701420 520220</u>	<u>SUPPLIES/DRUG TEST</u>	23,300.00	23,300.00	6,681.19	1,496.94	.00	16,618.81	28.7%
<u>06701420 523000</u>	<u>NON-CAPITAL SOFTWA</u>	3,994.00	3,994.00	866.65	173.33	1,213.31	1,914.04	52.1%
<u>06701420 540600</u>	<u>UTILITIES</u>	600.00	600.00	93.26	.00	506.74	.00	100.0%
<u>06701420 550300</u>	<u>TRAVEL AND TRAININ</u>	5,000.00	5,000.00	.00	.00	.00	5,000.00	.0%
<u>06701420 561400</u>	<u>PROFESSIONAL SERVI</u>	718.00	718.00	156.44	.00	.00	561.56	21.8%

04/09/2021 11:23
RScott

Lubbock County
BUDGET SUMMARIES REPORT
ACCOUNT SUMMARY MARCH 2021

P 39
glytddbud

FOR 2021 04

	ORIGINAL APPROP	REVISED BUDGET	YTD ACTUAL	MTD ACTUAL	ENCUMBRANCES	AVAILABLE BUDGET	PCT USED
<u>06701420 562200 CONTRACT SERVICES</u>	2,500.00	2,500.00	.00	.00	.00	2,500.00	.0%
TOTAL COURTS	36,612.00	36,612.00	7,797.54	1,670.27	1,720.05	27,094.41	26.0%
TOTAL CJD DWI COURT GRANT	.00	.00	1,670.27	1,670.27	1,720.05	-3,390.32	100.0%
TOTAL REVENUES	-36,612.00	-36,612.00	-6,127.27	.00	.00	-30,484.73	
TOTAL EXPENSES	36,612.00	36,612.00	7,797.54	1,670.27	1,720.05	27,094.41	
<u>070 ON LINE ACCESS</u>							
000 UNDEFINED							
<u>070 436910 ONLINE ACCESS FEE</u>	-35,000.00	-35,000.00	-24,406.00	-6,945.00	.00	-10,594.00	69.7%*
<u>070 470000 INTEREST INCOME</u>	-4,000.00	-4,000.00	-200.61	-44.93	.00	-3,799.39	5.0%*
<u>070 736100 DRAW FROM RESERVES</u>	-146,000.00	-146,000.00	.00	.00	.00	-146,000.00	.0%*
TOTAL UNDEFINED	-185,000.00	-185,000.00	-24,606.61	-6,989.93	.00	-160,393.39	13.3%
<u>014 COURTS</u>							
<u>07001420 520100 SUPPLIES/OTH OPER</u>	95,000.00	95,000.00	3,244.87	.00	419.72	91,335.41	3.9%
<u>07001420 523100 NON-CAPITAL EQUIPM</u>	75,000.00	75,000.00	.00	.00	.00	75,000.00	.0%
<u>07001420 540100 COMMUNICATIONS - M</u>	2,000.00	2,000.00	.00	.00	.00	2,000.00	.0%
<u>07001420 550300 TRAVEL AND TRAININ</u>	8,000.00	8,000.00	.00	.00	.00	8,000.00	.0%
<u>07001420 562200 CONTRACT SERVICES</u>	5,000.00	5,000.00	.00	.00	.00	5,000.00	.0%
TOTAL COURTS	185,000.00	185,000.00	3,244.87	.00	419.72	181,335.41	2.0%
TOTAL ON LINE ACCESS	.00	.00	-21,361.74	-6,989.93	419.72	20,942.02	100.0%
TOTAL REVENUES	-185,000.00	-185,000.00	-24,606.61	-6,989.93	.00	-160,393.39	
TOTAL EXPENSES	185,000.00	185,000.00	3,244.87	.00	419.72	181,335.41	
<u>072 CJD DRUG COURT GRANT</u>							
000 UNDEFINED							
<u>072 420100 GRANT REVENUE</u>	-48,991.00	-48,991.00	-4,488.43	.00	.00	-44,502.57	9.2%*

04/09/2021 11:23
RScott

Lubbock County
BUDGET SUMMARIES REPORT
ACCOUNT SUMMARY MARCH 2021

P 40
glytdbud

FOR 2021 04

072	CJD DRUG COURT GRANT	ORIGINAL APPROP	REVISED BUDGET	YTD ACTUAL	MTD ACTUAL	ENCUMBRANCES	AVAILABLE BUDGET	PCT USED
	TOTAL UNDEFINED	-48,991.00	-48,991.00	-4,488.43	.00	.00	-44,502.57	9.2%
014 COURTS								
	<u>07201420 520000 TREATMENT MATERIAL</u>	1,000.00	1,000.00	.00	.00	.00	1,000.00	.0%
	<u>07201420 520100 SUPPLIES/OTH OPER</u>	500.00	500.00	.00	.00	500.00	.00	100.0%
	<u>07201420 520220 SUPPLIES/DRUG TEST</u>	34,386.00	34,386.00	4,687.79	1,105.95	.00	29,698.21	13.6%
	<u>07201420 523000 NON-CAPITAL SOFTWA</u>	3,994.00	3,994.00	866.67	173.33	1,213.29	1,914.04	52.1%
	<u>07201420 540600 UTILITIES</u>	650.00	650.00	93.26	.00	556.74	.00	100.0%
	<u>07201420 550300 TRAVEL AND TRAININ</u>	5,000.00	5,000.00	.00	.00	.00	5,000.00	.0%
	<u>07201420 561400 PROFESSIONAL SERVI</u>	961.00	961.00	119.99	.00	.00	841.01	12.5%
	<u>07201420 562200 CONTRACT SERVICES</u>	2,500.00	2,500.00	.00	.00	.00	2,500.00	.0%
	TOTAL COURTS	48,991.00	48,991.00	5,767.71	1,279.28	2,270.03	40,953.26	16.4%
	TOTAL CJD DRUG COURT GRANT	.00	.00	1,279.28	1,279.28	2,270.03	-3,549.31	100.0%
	TOTAL REVENUES	-48,991.00	-48,991.00	-4,488.43	.00	.00	-44,502.57	
	TOTAL EXPENSES	48,991.00	48,991.00	5,767.71	1,279.28	2,270.03	40,953.26	
074 COUNTY DRUG COURT COURT COST								
000 UNDEFINED								
	<u>074 437000 DRUG COURT FEE</u>	-18,520.00	-18,520.00	-3,659.52	.00	.00	-14,860.48	19.8%*
	<u>074 437200 COUNTY SPECIALTY COURT</u>	-18,520.00	-18,520.00	.00	.00	.00	-18,520.00	.0%*
	<u>074 470000 INTEREST INCOME</u>	-1,700.00	-1,700.00	-148.42	-32.31	.00	-1,551.58	8.7%*
	TOTAL UNDEFINED	-38,740.00	-38,740.00	-3,807.94	-32.31	.00	-34,932.06	9.8%
014 COURTS								
	<u>07401420 520100 SUPPLIES/OTH OPER</u>	10,000.00	10,000.00	.00	.00	500.00	9,500.00	5.0%
	<u>07401420 523100 NON-CAPITAL EQUIPM</u>	2,000.00	2,000.00	.00	.00	.00	2,000.00	.0%
	<u>07401420 550300 TRAVEL AND TRAININ</u>	20,500.00	20,500.00	.00	.00	.00	20,500.00	.0%
	<u>07401420 562200 CONTRACT SERVICES</u>	6,240.00	6,240.00	.00	.00	.00	6,240.00	.0%
	TOTAL COURTS	38,740.00	38,740.00	.00	.00	500.00	38,240.00	1.3%

04/09/2021 11:23
RScott

Lubbock County
BUDGET SUMMARIES REPORT
ACCOUNT SUMMARY MARCH 2021

P 41
glytddbud

FOR 2021 04

	ORIGINAL APPROP	REVISED BUDGET	YTD ACTUAL	MTD ACTUAL	ENCUMBRANCES	AVAILABLE BUDGET	PCT USED
TOTAL COUNTY DRUG COURT COURT	.00	.00	-3,807.94	-32.31	500.00	3,307.94	100.0%
TOTAL REVENUES	-38,740.00	-38,740.00	-3,807.94	-32.31	.00	-34,932.06	
TOTAL EXPENSES	38,740.00	38,740.00	.00	.00	500.00	38,240.00	
075 DISPUTE RESOLUTION							
000 UNDEFINED							
075 438000 ADR FEES	-250,500.00	-250,500.00	-75,009.46	-21,634.79	.00	-175,490.54	29.9%*
075 438100 ADMIN FEES	-25,000.00	-25,000.00	-11,560.00	-1,845.00	.00	-13,440.00	46.2%*
075 438210 MEDIATION FEES	-41,000.00	-41,000.00	-10,404.80	-2,674.75	.00	-30,595.20	25.4%*
075 438400 TRAINING FEES	-25,750.00	-25,750.00	-3,425.00	-2,975.00	.00	-22,325.00	13.3%*
075 438500 ADR FEE OTH COUNTY	-700.00	-700.00	-75.00	.00	.00	-625.00	10.7%*
075 470000 INTEREST INCOME	.00	.00	.18	.00	.00	-.18	100.0%*
075 907600 XFER TO USDA-AG-MEDIATI	.00	.00	6,798.35	.00	.00	-6,798.35	100.0%*
TOTAL UNDEFINED	-342,950.00	-342,950.00	-93,675.73	-29,129.54	.00	-249,274.27	27.3%
075 DISPUTE RESOLUTION							
07507525 500200 APPOINTED OFFICIAL	51,305.00	51,305.00	15,559.04	3,803.32	.00	35,745.96	30.3%
07507525 500600 STAFF EMPLOYEES	129,000.00	129,000.00	51,945.15	12,670.98	.00	77,054.85	40.3%
07507525 510100 FICA	11,025.00	11,025.00	3,843.11	931.28	.00	7,181.89	34.9%
07507525 510200 MEDICARE	2,580.00	2,580.00	898.75	217.76	.00	1,681.25	34.8%
07507525 510300 RETIREMENT	19,800.00	19,800.00	7,499.75	1,830.30	.00	12,300.25	37.9%
07507525 510400 GROUP HEALTH INSUR	24,300.00	24,300.00	12,916.36	3,303.86	.00	11,383.64	53.2%
07507525 510500 GROUP DENTAL INSUR	1,340.00	1,340.00	597.40	133.02	.00	742.60	44.6%
07507525 510600 LIFE INSURANCE	200.00	200.00	82.42	21.06	.00	117.58	41.2%
07507525 510700 UNEMPLOYMENT INSUR	150.00	150.00	53.86	13.15	.00	96.14	35.9%
07507525 510900 WORKER'S COMPENSAT	500.00	500.00	182.37	44.51	.00	317.63	36.5%
07507525 520100 SUPPLIES/OTH OPER	11,000.00	11,000.00	2,668.91	973.96	2,334.40	5,996.69	45.5%
07507525 520500 MARKETING	1,300.00	1,300.00	399.41	23.98	.00	900.59	30.7%
07507525 522500 POSTAGE	100.00	100.00	.00	.00	.00	100.00	.0%
07507525 522800 LAW BOOKS	1,500.00	1,500.00	.00	.00	1,494.00	6.00	99.6%
07507525 522900 PUBLICATIONS LEGAL	30.00	30.00	.00	.00	.00	30.00	.0%
07507525 540100 COMMUNICATIONS - M	1,500.00	1,500.00	312.24	207.24	1,167.76	20.00	98.7%
07507525 550300 TRAVEL AND TRAININ	17,000.00	17,000.00	83.00	18.00	.00	16,917.00	.5%
07507525 550500 ASSOCIATION DUES	1,300.00	1,300.00	195.00	75.00	.00	1,105.00	15.0%
07507525 561400 PROFESSIONAL SERVI	4,000.00	4,000.00	1,120.73	310.13	2,839.27	40.00	99.0%

04/09/2021 11:23
RScott

Lubbock County
BUDGET SUMMARIES REPORT
ACCOUNT SUMMARY MARCH 2021

P 42
glytdbud

FOR 2021 04

	ORIGINAL APPROP	REVISED BUDGET	YTD ACTUAL	MTD ACTUAL	ENCUMBRANCES	AVAILABLE BUDGET	PCT USED
<u>07507525 562200 CONTRACT SERVICES</u>	65,020.00	65,020.00	19,481.80	6,772.50	.00	45,538.20	30.0%
TOTAL DISPUTE RESOLUTION	342,950.00	342,950.00	117,839.30	31,350.05	7,835.43	217,275.27	36.6%
TOTAL DISPUTE RESOLUTION	.00	.00	24,163.57	2,220.51	7,835.43	-31,999.00	100.0%
TOTAL REVENUES	-342,950.00	-342,950.00	-100,474.08	-29,129.54	.00	-242,475.92	
TOTAL EXPENSES	342,950.00	342,950.00	124,637.65	31,350.05	7,835.43	210,476.92	
076 USDA AG MEDIATION GRANT							
000 UNDEFINED							
<u>076 422010 FSA-USDA GRANT REVENUE</u>	-300,000.00	-300,000.00	-17,328.44	.00	.00	-282,671.56	5.8%*
<u>076 438220 PROGRAM INCOME</u>	-1,500.00	-1,500.00	-131.25	.00	.00	-1,368.75	8.8%*
<u>076 480000 IN-KIND REVENUE</u>	-118,500.00	-118,500.00	-628.13	.00	.00	-117,871.87	.5%*
<u>076 807500 XFER FROM DISPUTE RESOL</u>	.00	.00	-6,798.35	.00	.00	6,798.35	100.0%
TOTAL UNDEFINED	-420,000.00	-420,000.00	-24,886.17	.00	.00	-395,113.83	5.9%
076 USDA AG MEDIATION GRANT							
<u>07607625 500200 APPOINTED OFFICIAL</u>	40,454.00	40,454.00	12,758.46	3,111.82	.00	27,695.54	31.5%
<u>07607625 500600 STAFF EMPLOYEES</u>	100,976.00	100,976.00	10,522.50	2,645.24	.00	90,453.50	10.4%
<u>07607625 510100 FICA</u>	8,800.00	8,800.00	1,363.81	337.21	.00	7,436.19	15.5%
<u>07607625 510200 MEDICARE</u>	2,050.00	2,050.00	318.96	78.89	.00	1,731.04	15.6%
<u>07607625 510300 RETIREMENT</u>	15,700.00	15,700.00	2,586.52	639.61	.00	13,113.48	16.5%
<u>07607625 510400 GROUP HEALTH INSUR</u>	20,210.00	20,210.00	3,030.78	751.36	.00	17,179.22	15.0%
<u>07607625 510500 GROUP DENTAL INSUR</u>	1,115.00	1,115.00	155.89	35.20	.00	959.11	14.0%
<u>07607625 510600 LIFE INSURANCE</u>	175.00	175.00	20.74	5.16	.00	154.26	11.9%
<u>07607625 510700 UNEMPLOYMENT INSUR</u>	120.00	120.00	18.74	4.63	.00	101.26	15.6%
<u>07607625 510900 WORKER'S COMPENSAT</u>	400.00	400.00	62.84	15.54	.00	337.16	15.7%
<u>07607625 520100 SUPPLIES/OTH OPER</u>	4,000.00	4,000.00	1,062.21	.00	449.95	2,487.84	37.8%
<u>07607625 520500 MARKETING</u>	800.00	800.00	.00	.00	.00	800.00	.0%
<u>07607625 522500 POSTAGE</u>	200.00	200.00	.00	.00	.00	200.00	.0%
<u>07607625 550300 TRAVEL AND TRAININ</u>	65,000.00	65,000.00	.00	.00	.00	65,000.00	.0%
<u>07607625 562200 CONTRACT SERVICES</u>	41,500.00	41,500.00	1,078.13	468.75	.00	40,421.87	2.6%
<u>07607625 599000 IN-KIND EXPENSE</u>	118,500.00	118,500.00	628.13	.00	.00	117,871.87	.5%
TOTAL USDA AG MEDIATION GRANT	420,000.00	420,000.00	33,607.71	8,093.41	449.95	385,942.34	8.1%

04/09/2021 11:23
RScott

Lubbock County
BUDGET SUMMARIES REPORT
ACCOUNT SUMMARY MARCH 2021

P 43
glytdbud

FOR 2021 04

	ORIGINAL APPROP	REVISED BUDGET	YTD ACTUAL	MTD ACTUAL	ENCUMBRANCES	AVAILABLE BUDGET	PCT USED
TOTAL USDA AG MEDIATION GRANT	.00	.00	8,721.54	8,093.41	449.95	-9,171.49	100.0%
TOTAL REVENUES	-420,000.00	-420,000.00	-24,886.17	.00	.00	-395,113.83	
TOTAL EXPENSES	420,000.00	420,000.00	33,607.71	8,093.41	449.95	385,942.34	
077 DOMESTIC RELATIONS OFFICE							
000 UNDEFINED							
<u>077 438010 DRO FEES LUBBOCK COUNTY</u>	-23,000.00	-23,000.00	-5,860.99	-1,489.98	.00	-17,139.01	25.5%*
<u>077 438200 SERVICE FEES</u>	-43,000.00	-43,000.00	-12,908.75	-3,762.75	.00	-30,091.25	30.0%*
<u>077 438510 SUPERVISED VISITATION</u>	-13,000.00	-13,000.00	-3,620.00	-940.00	.00	-9,380.00	27.8%*
<u>077 438700 COMMUNITY SUPERVISION</u>	-120,000.00	-120,000.00	-40,401.12	-9,772.65	.00	-79,598.88	33.7%*
<u>077 470000 INTEREST INCOME</u>	.00	.00	-1.36	-.38	.00	1.36	100.0%
TOTAL UNDEFINED	-199,000.00	-199,000.00	-62,792.22	-15,965.76	.00	-136,207.78	31.6%
075 DISPUTE RESOLUTION							
<u>07707525 500200 APPOINTED OFFICIAL</u>	.00	.00	34.58	.00	.00	-34.58	100.0%*
<u>07707525 500600 STAFF EMPLOYEES</u>	76,305.00	76,305.00	27,457.33	6,356.56	.00	48,847.67	36.0%
<u>07707525 500800 TEMPORARY</u>	12,645.00	12,645.00	2,775.00	567.50	.00	9,870.00	21.9%
<u>07707525 510100 FICA</u>	5,305.00	5,305.00	1,847.13	422.86	.00	3,457.87	34.8%
<u>07707525 510200 MEDICARE</u>	1,240.00	1,240.00	432.07	98.92	.00	807.93	34.8%
<u>07707525 510300 RETIREMENT</u>	8,260.00	8,260.00	3,054.38	706.22	.00	5,205.62	37.0%
<u>07707525 510400 GROUP HEALTH INSUR</u>	15,840.00	15,840.00	3,027.44	658.70	.00	12,812.56	19.1%
<u>07707525 510500 GROUP DENTAL INSUR</u>	880.00	880.00	163.85	36.08	.00	716.15	18.6%
<u>07707525 510600 LIFE INSURANCE</u>	130.00	130.00	41.54	9.62	.00	88.46	32.0%
<u>07707525 510700 UNEMPLOYMENT INSUR</u>	65.00	65.00	24.29	5.56	.00	40.71	37.4%
<u>07707525 510900 WORKER'S COMPENSAT</u>	220.00	220.00	81.70	18.69	.00	138.30	37.1%
<u>07707525 520100 SUPPLIES/OTH OPER</u>	2,500.00	2,500.00	424.06	.00	1,551.00	524.94	79.0%
<u>07707525 522800 LAW BOOKS</u>	200.00	200.00	161.00	.00	39.00	.00	100.0%
<u>07707525 550300 TRAVEL AND TRAININ</u>	2,100.00	2,100.00	.00	.00	.00	2,100.00	.0%
<u>07707525 550500 ASSOCIATION DUES</u>	310.00	310.00	180.00	180.00	.00	130.00	58.1%
<u>07707525 562200 CONTRACT SERVICES</u>	73,000.00	73,000.00	16,207.00	6,278.75	.00	56,793.00	22.2%
TOTAL DISPUTE RESOLUTION	199,000.00	199,000.00	55,911.37	15,339.46	1,590.00	141,498.63	28.9%
TOTAL DOMESTIC RELATIONS OFFIC	.00	.00	-6,880.85	-626.30	1,590.00	5,290.85	100.0%
TOTAL REVENUES	-199,000.00	-199,000.00	-62,792.22	-15,965.76	.00	-136,207.78	
TOTAL EXPENSES	199,000.00	199,000.00	55,911.37	15,339.46	1,590.00	141,498.63	

04/09/2021 11:23
RScott

Lubbock County
BUDGET SUMMARIES REPORT
ACCOUNT SUMMARY MARCH 2021

P 44
glytdbud

FOR 2021 04

079	VENUE HOT & STVR TAX	ORIGINAL APPROP	REVISED BUDGET	YTD ACTUAL	MTD ACTUAL	ENCUMBRANCES	AVAILABLE BUDGET	PCT USED	
079 VENUE HOT & STVR TAX									
000 UNDEFINED									
079	401200	HOT TAX	-1,500,000.00	-1,500,000.00	-378,731.05	-123,556.20	.00	-1,121,268.95	25.2%*
079	401400	HOT TAX PENALTY & INTER	-3,000.00	-3,000.00	-137.99	-24.08	.00	-2,862.01	4.6%*
079	401600	SHORT TERM VEHICLE RENT	-600,000.00	-600,000.00	-168,280.73	-53,558.43	.00	-431,719.27	28.0%*
079	401700	STVR PENALTY AND INTERE	-2,000.00	-2,000.00	-12.89	.00	.00	-1,987.11	.6%*
079	470000	INTEREST INCOME	-15,000.00	-15,000.00	-10,714.07	-2,940.32	.00	-4,285.93	71.4%*
079	489900	OTHER REVENUE	.00	.00	-32.40	-32.40	.00	32.40	100.0%
079	920800	XFER TO SPECIAL TAX REV	604,567.00	604,567.00	604,567.00	604,567.00	.00	.00	100.0%
	TOTAL UNDEFINED		-1,515,433.00	-1,515,433.00	46,657.87	424,455.57	.00	-1,562,090.87	-3.1%
001 COMMISSIONERS' COURT									
079	00110	599900 OTHER CHARGES	1,515,433.00	1,515,433.00	.00	.00	.00	1,515,433.00	.0%
	TOTAL COMMISSIONERS' COURT		1,515,433.00	1,515,433.00	.00	.00	.00	1,515,433.00	.0%
	TOTAL VENUE HOT & STVR TAX		.00	.00	46,657.87	424,455.57	.00	-46,657.87	100.0%
	TOTAL REVENUES		-2,120,000.00	-2,120,000.00	-557,909.13	-180,111.43	.00	-1,562,090.87	
	TOTAL EXPENSES		2,120,000.00	2,120,000.00	604,567.00	604,567.00	.00	1,515,433.00	
081 LAW LIBRARY									
000 UNDEFINED									
081	450900	COUNTY CLERK	-67,500.00	-67,500.00	-22,645.00	-7,665.00	.00	-44,855.00	33.5%*
081	451000	DISTRICT CLERK	-104,700.00	-104,700.00	-32,995.86	-8,002.75	.00	-71,704.14	31.5%*
081	470000	INTEREST INCOME	.00	.00	.10	-.24	.00	-.10	100.0%*
081	484601	COPIES-NETWORK PRINTER	-200.00	-200.00	-16.10	-3.00	.00	-183.90	8.1%*
081	489900	OTHER REVENUE	.00	.00	-14.25	.00	.00	14.25	100.0%
081	801100	XFER FROM GENERAL FUND	-26,505.00	-26,505.00	-26,505.00	-26,505.00	.00	.00	100.0%
	TOTAL UNDEFINED		-198,905.00	-198,905.00	-82,176.11	-42,175.99	.00	-116,728.89	41.3%
081 LAW LIBRARY									

04/09/2021 11:23
RScott

Lubbock County
BUDGET SUMMARIES REPORT
ACCOUNT SUMMARY MARCH 2021

P 45
glytdbud

FOR 2021 04

	ORIGINAL APPROP	REVISED BUDGET	YTD ACTUAL	MTD ACTUAL	ENCUMBRANCES	AVAILABLE BUDGET	PCT USED
08108125 500600 STAFF EMPLOYEES	55,755.00	55,755.00	17,478.31	4,288.84	.00	38,276.69	31.3%
08108125 500800 TEMPORARY	2,280.00	2,280.00	558.75	63.75	.00	1,721.25	24.5%
08108125 510100 FICA	3,243.00	3,243.00	1,100.36	265.09	.00	2,142.64	33.9%
08108125 510200 MEDICARE	759.00	759.00	257.35	62.00	.00	501.65	33.9%
08108125 510300 RETIREMENT	5,556.00	5,556.00	1,941.86	476.50	.00	3,614.14	35.0%
08108125 510400 GROUP HEALTH INSUR	7,531.00	7,531.00	2,359.39	575.46	.00	5,171.61	31.3%
08108125 510500 GROUP DENTAL INSUR	415.00	415.00	128.66	31.38	.00	286.34	31.0%
08108125 510600 LIFE INSURANCE	60.00	60.00	18.37	4.48	.00	41.63	30.6%
08108125 510700 UNEMPLOYMENT INSUR	48.00	48.00	14.46	3.49	.00	33.54	30.1%
08108125 510900 WORKER'S COMPENSAT	441.00	441.00	151.50	36.56	.00	289.50	34.4%
08108125 520100 SUPPLIES/OTH OPER	1,757.00	1,757.00	1,144.68	24.88	.00	612.32	65.1%
08108125 550300 TRAVEL AND TRAININ	1,661.00	1,661.00	.00	.00	.00	1,661.00	.0%
08108125 550500 ASSOCIATION DUES	641.00	641.00	15.00	.00	.00	626.00	2.3%
08108125 561400 PROFESSIONAL SERVI	19,589.00	19,589.00	6,451.00	1,612.75	13,138.00	.00	100.0%
08108125 630200 BOOKS AND PERIODIC	99,169.00	99,169.00	61,059.68	4,396.00	36,924.22	1,185.10	98.8%
TOTAL LAW LIBRARY	198,905.00	198,905.00	92,679.37	11,841.18	50,062.22	56,163.41	71.8%
TOTAL LAW LIBRARY	.00	.00	10,503.26	-30,334.81	50,062.22	-60,565.48	100.0%
TOTAL REVENUES	-198,905.00	-198,905.00	-82,176.11	-42,175.99	.00	-116,728.89	
TOTAL EXPENSES	198,905.00	198,905.00	92,679.37	11,841.18	50,062.22	56,163.41	
083 ELECTION SERVICES							
000 UNDEFINED							
083 453000 ELECTION SERVICES CONTR	-769,775.00	-769,775.00	.00	.00	.00	-769,775.00	.0%*
TOTAL UNDEFINED	-769,775.00	-769,775.00	.00	.00	.00	-769,775.00	.0%
077 ELECTIONS							
08307770 500600 STAFF EMPLOYEES	42,858.00	42,858.00	26,079.59	.00	.00	16,778.41	60.9%
08307770 500700 OVERTIME COMPENSAT	45,000.00	45,000.00	12,411.00	.00	.00	32,589.00	27.6%
08307770 500800 TEMPORARY	20,000.00	20,000.00	.00	.00	.00	20,000.00	.0%
08307770 510100 FICA	6,687.00	6,687.00	2,291.90	.00	.00	4,395.10	34.3%
08307770 510200 MEDICARE	1,564.00	1,564.00	536.02	.00	.00	1,027.98	34.3%
08307770 510300 RETIREMENT	9,761.00	9,761.00	4,276.27	.00	.00	5,484.73	43.8%

04/09/2021 11:23
RScott

Lubbock County
BUDGET SUMMARIES REPORT
ACCOUNT SUMMARY MARCH 2021

P 46
glytdbud

FOR 2021 04

	ORIGINAL APPROP	REVISED BUDGET	YTD ACTUAL	MTD ACTUAL	ENCUMBRANCES	AVAILABLE BUDGET	PCT USED
<u>08307770 510400 GROUP HEALTH INSUR</u>	.00	.00	5,047.00	.00	.00	-5,047.00	100.0%*
<u>08307770 510500 GROUP DENTAL INSUR</u>	.00	.00	269.07	.00	.00	-269.07	100.0%*
<u>08307770 510600 LIFE INSURANCE</u>	.00	.00	32.92	.00	.00	-32.92	100.0%*
<u>08307770 510700 UNEMPLOYMENT INSUR</u>	97.00	97.00	30.82	.00	.00	66.18	31.8%
<u>08307770 510900 WORKER'S COMPENSAT</u>	291.00	291.00	1,600.52	.00	.00	-1,309.52	550.0%*
<u>08307770 520100 SUPPLIES/OTH OPER</u>	43,242.00	43,242.00	.00	.00	.00	43,242.00	.0%
<u>08307770 522500 POSTAGE</u>	25,000.00	25,000.00	.00	.00	.00	25,000.00	.0%
<u>08307770 522900 PUBLICATIONS LEGAL</u>	12,500.00	12,500.00	.00	.00	.00	12,500.00	.0%
<u>08307770 530200 VEHICLE OPERATION/</u>	4,500.00	4,500.00	249.51	.00	2,750.49	1,500.00	66.7%
<u>08307770 550300 TRAVEL AND TRAININ</u>	10,000.00	10,000.00	.00	.00	.00	10,000.00	.0%
<u>08307770 561400 PROFESSIONAL SERVI</u>	18,000.00	18,000.00	.00	.00	.00	18,000.00	.0%
<u>08307770 562200 CONTRACT SERVICES</u>	500,000.00	500,000.00	325,032.33	.00	83,771.40	91,196.27	81.8%
<u>08307770 570100 RENTALS AND LEASES</u>	30,275.00	30,275.00	7,766.36	.00	18,233.64	4,275.00	85.9%
TOTAL ELECTIONS	769,775.00	769,775.00	385,623.31	.00	104,755.53	279,396.16	63.7%
TOTAL ELECTION SERVICES	.00	.00	385,623.31	.00	104,755.53	-490,378.84	100.0%
TOTAL REVENUES	-769,775.00	-769,775.00	.00	.00	.00	-769,775.00	
TOTAL EXPENSES	769,775.00	769,775.00	385,623.31	.00	104,755.53	279,396.16	
<hr/>							
084 HELP AMERICA VOTE ACT							
<hr/>							
000 UNDEFINED							
<hr/>							
<u>084 420100 GRANT REVENUE</u>	-200,000.00	-394,362.00	-142,672.27	.00	.00	-251,689.73	36.2%*
<u>084 420370 STATE REVENUE</u>	.00	-38,873.00	-28,534.45	.00	.00	-10,338.55	73.4%*
TOTAL UNDEFINED	-200,000.00	-433,235.00	-171,206.72	.00	.00	-262,028.28	39.5%
<hr/>							
077 ELECTIONS							
<hr/>							
<u>08407770 520100 SUPPLIES/OTH OPER</u>	100,000.00	151,000.00	1,066.70	.00	.00	149,933.30	.7%
<u>08407770 562200 CONTRACT SERVICES</u>	.00	172,235.00	53,618.66	.00	1,262.39	117,353.95	31.9%
<u>08407770 667700 CAPITAL OUTLAY-ELE</u>	100,000.00	110,000.00	.00	.00	.00	110,000.00	.0%
TOTAL ELECTIONS	200,000.00	433,235.00	54,685.36	.00	1,262.39	377,287.25	12.9%
TOTAL HELP AMERICA VOTE ACT	.00	.00	-116,521.36	.00	1,262.39	115,258.97	100.0%
TOTAL REVENUES	-200,000.00	-433,235.00	-171,206.72	.00	.00	-262,028.28	
TOTAL EXPENSES	200,000.00	433,235.00	54,685.36	.00	1,262.39	377,287.25	

04/09/2021 11:23
RScott

Lubbock County
BUDGET SUMMARIES REPORT
ACCOUNT SUMMARY MARCH 2021

P 47
glytbdud

FOR 2021 04

085	ELECTION ADMINISTRATION	ORIGINAL APPROP	REVISED BUDGET	YTD ACTUAL	MTD ACTUAL	ENCUMBRANCES	AVAILABLE BUDGET	PCT USED
085 ELECTION ADMINISTRATION								
000 UNDEFINED								
	<u>085 453000 ELECTION SERVICES CONTR</u>	-67,700.00	-67,700.00	.00	.00	.00	-67,700.00	.0%*
	<u>085 470000 INTEREST INCOME</u>	.00	.00	-85.23	-18.39	.00	85.23	100.0%
	TOTAL UNDEFINED	-67,700.00	-67,700.00	-85.23	-18.39	.00	-67,614.77	.1%
077 ELECTIONS								
	<u>08507770 530800 SOFTWARE MAINTENAN</u>	40,200.00	40,200.00	26,268.00	.00	.00	13,932.00	65.3%
	<u>08507770 550300 TRAVEL AND TRAININ</u>	27,500.00	27,500.00	.00	.00	.00	27,500.00	.0%
	TOTAL ELECTIONS	67,700.00	67,700.00	26,268.00	.00	.00	41,432.00	38.8%
	TOTAL ELECTION ADMINISTRATION	.00	.00	26,182.77	-18.39	.00	-26,182.77	100.0%
	TOTAL REVENUES	-67,700.00	-67,700.00	-85.23	-18.39	.00	-67,614.77	
	TOTAL EXPENSES	67,700.00	67,700.00	26,268.00	.00	.00	41,432.00	
086 ELECTION EQUIPMENT								
000 UNDEFINED								
	<u>086 453000 ELECTION SERVICES CONTR</u>	-79,500.00	-79,500.00	.00	.00	.00	-79,500.00	.0%*
	<u>086 470000 INTEREST INCOME</u>	.00	.00	-117.34	-21.89	.00	117.34	100.0%
	<u>086 736100 DRAW FROM RESERVES</u>	-6,000.00	-6,000.00	.00	.00	.00	-6,000.00	.0%*
	TOTAL UNDEFINED	-85,500.00	-85,500.00	-117.34	-21.89	.00	-85,382.66	.1%
077 ELECTIONS								
	<u>08607770 530100 EQUIPMENT OPER/MAI</u>	79,500.00	79,500.00	79,500.00	.00	.00	.00	100.0%
	<u>08607770 667700 CAPITAL OUTLAY-ELE</u>	6,000.00	6,000.00	4,083.95	.00	.00	1,916.05	68.1%

04/09/2021 11:23
RScott

Lubbock County
BUDGET SUMMARIES REPORT
ACCOUNT SUMMARY MARCH 2021

P 48
glytddbud

FOR 2021 04

	ORIGINAL APPROP	REVISED BUDGET	YTD ACTUAL	MTD ACTUAL	ENCUMBRANCES	AVAILABLE BUDGET	PCT USED
TOTAL ELECTIONS	85,500.00	85,500.00	83,583.95	.00	.00	1,916.05	97.8%
TOTAL ELECTION EQUIPMENT	.00	.00	83,466.61	-21.89	.00	-83,466.61	100.0%
TOTAL REVENUES	-85,500.00	-85,500.00	-117.34	-21.89	.00	-85,382.66	
TOTAL EXPENSES	85,500.00	85,500.00	83,583.95	.00	.00	1,916.05	
090 DIST CLK RECORDS MGT. AND PRES							
000 UNDEFINED							
090 431200 DISTRICT CLERK RECORDS	-18,800.00	-18,800.00	-5,930.80	-1,465.34	.00	-12,869.20	31.5%*
090 470000 INTEREST INCOME	-600.00	-600.00	-40.54	-8.59	.00	-559.46	6.8%*
090 736100 DRAW FROM RESERVES	-22,301.00	-22,301.00	.00	.00	.00	-22,301.00	.0%*
TOTAL UNDEFINED	-41,701.00	-41,701.00	-5,971.34	-1,473.93	.00	-35,729.66	14.3%
023 DISTRICT CLERK							
09002320 500800 TEMPORARY	20,600.00	20,600.00	6,726.88	2,035.00	.00	13,873.12	32.7%
09002320 510100 FICA	1,277.00	1,277.00	417.09	126.18	.00	859.91	32.7%
09002320 510200 MEDICARE	299.00	299.00	97.55	29.51	.00	201.45	32.6%
09002320 510300 RETIREMENT	.00	.00	5.87	.00	.00	-5.87	100.0%*
09002320 510700 UNEMPLOYMENT INSUR	19.00	19.00	5.38	1.63	.00	13.62	28.3%
09002320 510900 WORKER'S COMPENSAT	56.00	56.00	18.18	5.50	.00	37.82	32.5%
09002320 520100 SUPPLIES/OTH OPER	16,450.00	16,450.00	.00	.00	1,450.00	15,000.00	8.8%
09002320 562200 CONTRACT SERVICES	3,000.00	3,000.00	196.00	196.00	2,804.00	.00	100.0%
TOTAL DISTRICT CLERK	41,701.00	41,701.00	7,466.95	2,393.82	4,254.00	29,980.05	28.1%
TOTAL DIST CLK RECORDS MGT. AN	.00	.00	1,495.61	919.89	4,254.00	-5,749.61	100.0%
TOTAL REVENUES	-41,701.00	-41,701.00	-5,971.34	-1,473.93	.00	-35,729.66	
TOTAL EXPENSES	41,701.00	41,701.00	7,466.95	2,393.82	4,254.00	29,980.05	
091 CTY CLK RECORDS MGT. AND PRES							
000 UNDEFINED							
091 431200 COUNTY CLERK RECORDS MG	-545,725.00	-545,725.00	-206,404.73	-55,939.58	.00	-339,320.27	37.8%*

04/09/2021 11:23
RScott

Lubbock County
BUDGET SUMMARIES REPORT
ACCOUNT SUMMARY MARCH 2021

P 49
glytddbud

FOR 2021 04

091	CTY CLK RECORDS MGT. AND PRES	ORIGINAL APPROP	REVISED BUDGET	YTD ACTUAL	MTD ACTUAL	ENCUMBRANCES	AVAILABLE BUDGET	PCT USED
<u>091 470000</u>	<u>INTEREST INCOME</u>	-40,000.00	-40,000.00	-2,514.26	-552.69	.00	-37,485.74	6.3%*
<u>091 736100</u>	<u>DRAW FROM RESERVES</u>	-24,609.00	-24,609.00	.00	.00	.00	-24,609.00	.0%*
	TOTAL UNDEFINED	-610,334.00	-610,334.00	-208,918.99	-56,492.27	.00	-401,415.01	34.2%
003 COUNTY CLERK								
<u>09100310</u>	<u>500600</u>	<u>STAFF EMPLOYEES</u>	100,000.00	100,000.00	19,441.90	4,741.94	.00	80,558.10 19.4%
<u>09100310</u>	<u>500700</u>	<u>OVERTIME COMPENSAT</u>	1,000.00	1,000.00	.00	.00	.00	1,000.00 .0%
<u>09100310</u>	<u>500900</u>	<u>PART TIME POSITION</u>	37,534.00	37,534.00	.00	.00	.00	37,534.00 .0%
<u>09100310</u>	<u>510100</u>	<u>FICA</u>	8,589.00	8,589.00	1,176.92	277.56	.00	7,412.08 13.7%
<u>09100310</u>	<u>510200</u>	<u>MEDICARE</u>	2,009.00	2,009.00	275.26	64.92	.00	1,733.74 13.7%
<u>09100310</u>	<u>510300</u>	<u>RETIREMENT</u>	15,391.00	15,391.00	2,159.96	526.82	.00	13,231.04 14.0%
<u>09100310</u>	<u>510400</u>	<u>GROUP HEALTH INSUR</u>	15,062.00	15,062.00	2,141.57	575.46	.00	12,920.43 14.2%
<u>09100310</u>	<u>510500</u>	<u>GROUP DENTAL INSUR</u>	830.00	830.00	128.66	31.38	.00	701.34 15.5%
<u>09100310</u>	<u>510600</u>	<u>LIFE INSURANCE</u>	120.00	120.00	36.74	8.96	.00	83.26 30.6%
<u>09100310</u>	<u>510700</u>	<u>UNEMPLOYMENT INSUR</u>	125.00	125.00	15.58	3.80	.00	109.42 12.5%
<u>09100310</u>	<u>510900</u>	<u>WORKER'S COMPENSAT</u>	374.00	374.00	52.48	12.80	.00	321.52 14.0%
<u>09100310</u>	<u>520100</u>	<u>SUPPLIES/OTH OPER</u>	34,300.00	34,300.00	.00	.00	.00	34,300.00 .0%
<u>09100310</u>	<u>530100</u>	<u>EQUIPMENT OPER/MAI</u>	15,000.00	15,000.00	.00	.00	.00	15,000.00 .0%
<u>09100310</u>	<u>561400</u>	<u>PROFESSIONAL SERVI</u>	195,000.00	195,000.00	.00	.00	.00	195,000.00 .0%
<u>09100310</u>	<u>562200</u>	<u>CONTRACT SERVICES</u>	185,000.00	185,000.00	.00	.00	.00	185,000.00 .0%
	TOTAL COUNTY CLERK	610,334.00	610,334.00	25,429.07	6,243.64	.00	584,904.93	4.2%
	TOTAL CTY CLK RECORDS MGT. AND	.00	.00	-183,489.92	-50,248.63	.00	183,489.92	100.0%
	TOTAL REVENUES	-610,334.00	-610,334.00	-208,918.99	-56,492.27	.00	-401,415.01	
	TOTAL EXPENSES	610,334.00	610,334.00	25,429.07	6,243.64	.00	584,904.93	
092 CTY RECORDS MGT. AND PRES								
000 UNDEFINED								
<u>092 431400</u>	<u>COUNTY RECORDS MGT. & P</u>	-58,000.00	-58,000.00	-14,171.35	-3,033.81	.00	-43,828.65	24.4%*
<u>092 470000</u>	<u>INTEREST INCOME</u>	-6,000.00	-6,000.00	-242.70	-51.96	.00	-5,757.30	4.0%*
<u>092 736100</u>	<u>DRAW FROM RESERVES</u>	-18,948.00	-18,948.00	.00	.00	.00	-18,948.00	.0%*
	TOTAL UNDEFINED	-82,948.00	-82,948.00	-14,414.05	-3,085.77	.00	-68,533.95	17.4%
001 COMMISSIONERS' COURT								
<u>09200110</u>	<u>500600</u>	<u>STAFF EMPLOYEES</u>	52,000.00	52,000.00	16,400.00	4,000.00	.00	35,600.00 31.5%

04/09/2021 11:23
RScott

Lubbock County
BUDGET SUMMARIES REPORT
ACCOUNT SUMMARY MARCH 2021

P 50
glytddbud

FOR 2021 04

	ORIGINAL APPROP	REVISED BUDGET	YTD ACTUAL	MTD ACTUAL	ENCUMBRANCES	AVAILABLE BUDGET	PCT USED
09200110 510100 FICA	3,224.00	3,224.00	923.02	221.20	.00	2,300.98	28.6%
09200110 510200 MEDICARE	754.00	754.00	215.89	51.74	.00	538.11	28.6%
09200110 510300 RETIREMENT	5,777.00	5,777.00	1,822.04	444.40	.00	3,954.96	31.5%
09200110 510400 GROUP HEALTH INSUR	7,531.00	7,531.00	3,553.53	773.76	.00	3,977.47	47.2%
09200110 510500 GROUP DENTAL INSUR	415.00	415.00	145.71	35.54	.00	269.29	35.1%
09200110 510600 LIFE INSURANCE	60.00	60.00	18.37	4.48	.00	41.63	30.6%
09200110 510700 UNEMPLOYMENT INSUR	47.00	47.00	13.12	3.20	.00	33.88	27.9%
09200110 510900 WORKER'S COMPENSAT	140.00	140.00	137.76	33.60	.00	2.24	98.4%
09200110 520100 SUPPLIES/OTH OPER	10,000.00	10,000.00	.00	.00	.00	10,000.00	.0%
09200110 550300 TRAVEL AND TRAININ	3,000.00	3,000.00	.00	.00	.00	3,000.00	.0%
TOTAL COMMISSIONERS' COURT	82,948.00	82,948.00	23,229.44	5,567.92	.00	59,718.56	28.0%
TOTAL CTY RECORDS MGT. AND PRE	.00	.00	8,815.39	2,482.15	.00	-8,815.39	100.0%
TOTAL REVENUES	-82,948.00	-82,948.00	-14,414.05	-3,085.77	.00	-68,533.95	
TOTAL EXPENSES	82,948.00	82,948.00	23,229.44	5,567.92	.00	59,718.56	
093 COURTHOUSE SECURITY							
000 UNDEFINED							
093 431510 COURTHOUSE SECURITY FEE	-110,000.00	-110,000.00	-34,215.05	-8,169.72	.00	-75,784.95	31.1%*
093 470000 INTEREST INCOME	.00	.00	-10.42	-2.12	.00	10.42	100.0%
TOTAL UNDEFINED	-110,000.00	-110,000.00	-34,225.47	-8,171.84	.00	-75,774.53	31.1%
046 SHERIFF							
09304630 500600 STAFF EMPLOYEES	64,194.00	64,194.00	22,248.68	5,441.06	.00	41,945.32	34.7%
09304630 500700 OVERTIME COMPENSAT	3,000.00	3,000.00	.00	.00	.00	3,000.00	.0%
09304630 501300 LONGEVITY	1,180.00	1,180.00	129.36	41.65	.00	1,050.64	11.0%
09304630 510100 FICA	4,078.00	4,078.00	1,339.28	328.11	.00	2,738.72	32.8%
09304630 510200 MEDICARE	954.00	954.00	313.21	76.73	.00	640.79	32.8%
09304630 510300 RETIREMENT	6,946.00	6,946.00	2,486.19	609.12	.00	4,459.81	35.8%
09304630 510400 GROUP HEALTH INSUR	11,071.00	11,071.00	3,369.32	827.99	.00	7,701.68	30.4%
09304630 510500 GROUP DENTAL INSUR	610.00	610.00	206.87	50.84	.00	403.13	33.9%
09304630 510600 LIFE INSURANCE	88.00	88.00	26.29	6.46	.00	61.71	29.9%
09304630 510700 UNEMPLOYMENT INSUR	59.00	59.00	17.93	4.39	.00	41.07	30.4%
09304630 510900 WORKER'S COMPENSAT	2,776.00	2,776.00	944.37	231.37	.00	1,831.63	34.0%

04/09/2021 11:23
RScott

Lubbock County
BUDGET SUMMARIES REPORT
ACCOUNT SUMMARY MARCH 2021

P 51
glytbdud

FOR 2021 04

	ORIGINAL APPROP	REVISED BUDGET	YTD ACTUAL	MTD ACTUAL	ENCUMBRANCES	AVAILABLE BUDGET	PCT USED
09304630 520100 SUPPLIES/OTH OPER	4,200.00	4,200.00	89.97	.00	1,000.00	3,110.03	26.0%
09304630 522400 UNIFORMS	5,844.00	5,844.00	4,443.67	450.75	56.33	1,344.00	77.0%
09304630 550300 TRAVEL AND TRAININ	5,000.00	5,000.00	.00	.00	.00	5,000.00	.0%
TOTAL SHERIFF	110,000.00	110,000.00	35,615.14	8,068.47	1,056.33	73,328.53	33.3%
TOTAL COURTHOUSE SECURITY	.00	.00	1,389.67	-103.37	1,056.33	-2,446.00	100.0%
TOTAL REVENUES	-110,000.00	-110,000.00	-34,225.47	-8,171.84	.00	-75,774.53	
TOTAL EXPENSES	110,000.00	110,000.00	35,615.14	8,068.47	1,056.33	73,328.53	
094 COURT RECORD PRESERVATION							
000 UNDEFINED							
094 430500 COUNTY CLERK COURT RECO	-20,000.00	-20,000.00	-6,610.00	-2,250.00	.00	-13,390.00	33.1%*
094 432600 DISTRICT CLERK COURT RE	-28,000.00	-28,000.00	-9,614.33	-2,318.87	.00	-18,385.67	34.3%*
094 470000 INTEREST INCOME	-2,500.00	-2,500.00	-154.19	-34.49	.00	-2,345.81	6.2%*
TOTAL UNDEFINED	-50,500.00	-50,500.00	-16,378.52	-4,603.36	.00	-34,121.48	32.4%
001 COMMISSIONERS' COURT							
09400110 520200 SUPPLIES/OTH OPER	10,000.00	10,000.00	.00	.00	500.00	9,500.00	5.0%
09400110 520300 SUPPLIES/OTH OPER	10,000.00	10,000.00	.00	.00	.00	10,000.00	.0%
09400110 523600 NON-CAPITAL EQUIP	5,500.00	5,500.00	.00	.00	.00	5,500.00	.0%
09400110 530400 EQUIPMENT OPER/MAI	5,000.00	5,000.00	.00	.00	.00	5,000.00	.0%
09400110 562500 CONTRACT SERVICES	20,000.00	20,000.00	.00	.00	.00	20,000.00	.0%
TOTAL COMMISSIONERS' COURT	50,500.00	50,500.00	.00	.00	500.00	50,000.00	1.0%
TOTAL COURT RECORD PRESERVATIO	.00	.00	-16,378.52	-4,603.36	500.00	15,878.52	100.0%
TOTAL REVENUES	-50,500.00	-50,500.00	-16,378.52	-4,603.36	.00	-34,121.48	
TOTAL EXPENSES	50,500.00	50,500.00	.00	.00	500.00	50,000.00	
095 LOCAL TRUANCY PREVENT & DIVERS							
000 UNDEFINED							
095 435500 TRUANCY PREVENTION	-10,000.00	-10,000.00	-3,161.88	.00	.00	-6,838.12	31.6%*

04/09/2021 11:23
RScott

Lubbock County
BUDGET SUMMARIES REPORT
ACCOUNT SUMMARY MARCH 2021

P 52
glytdbud

FOR 2021 04

095	LOCAL TRUANCY PREVENT & DIVERS	ORIGINAL APPROP	REVISED BUDGET	YTD ACTUAL	MTD ACTUAL	ENCUMBRANCES	AVAILABLE BUDGET	PCT USED
095 470000	INTEREST INCOME	.00	.00	-6.64	-1.65	.00	6.64	100.0%
	TOTAL UNDEFINED	-10,000.00	-10,000.00	-3,168.52	-1.65	.00	-6,831.48	31.7%
001 COMMISSIONERS' COURT								
09500110	520100 SUPPLIES/OTH OPER	6,000.00	6,000.00	.00	.00	.00	6,000.00	.0%
09500110	550300 TRAVEL AND TRAININ	4,000.00	4,000.00	.00	.00	.00	4,000.00	.0%
	TOTAL COMMISSIONERS' COURT	10,000.00	10,000.00	.00	.00	.00	10,000.00	.0%
	TOTAL LOCAL TRUANCY PREVENT &	.00	.00	-3,168.52	-1.65	.00	3,168.52	100.0%
	TOTAL REVENUES	-10,000.00	-10,000.00	-3,168.52	-1.65	.00	-6,831.48	
	TOTAL EXPENSES	10,000.00	10,000.00	.00	.00	.00	10,000.00	
096 HISTORICAL COMMISSION								
000 UNDEFINED								
096 470000	INTEREST INCOME	-100.00	-100.00	-8.92	-2.46	.00	-91.08	8.9%*
096 472000	ROYALTIES & DONATIONS	-500.00	-500.00	.00	.00	.00	-500.00	.0%*
096 801100	XFER FROM GENERAL FUND	-5,750.00	-5,750.00	-5,750.00	-5,750.00	.00	.00	100.0%
	TOTAL UNDEFINED	-6,350.00	-6,350.00	-5,758.92	-5,752.46	.00	-591.08	90.7%
001 COMMISSIONERS' COURT								
09600110	520100 SUPPLIES/OTH OPER	1,700.00	1,700.00	.00	.00	.00	1,700.00	.0%
09600110	523100 NON-CAPITAL EQUIPM	3,950.00	3,950.00	.00	.00	.00	3,950.00	.0%
09600110	550300 TRAVEL AND TRAININ	700.00	700.00	544.50	544.50	.00	155.50	77.8%
	TOTAL COMMISSIONERS' COURT	6,350.00	6,350.00	544.50	544.50	.00	5,805.50	8.6%
	TOTAL HISTORICAL COMMISSION	.00	.00	-5,214.42	-5,207.96	.00	5,214.42	100.0%
	TOTAL REVENUES	-6,350.00	-6,350.00	-5,758.92	-5,752.46	.00	-591.08	
	TOTAL EXPENSES	6,350.00	6,350.00	544.50	544.50	.00	5,805.50	
097 CHILD ABUSE PREVENTION								
000 UNDEFINED								

04/09/2021 11:23
RScott

Lubbock County
BUDGET SUMMARIES REPORT
ACCOUNT SUMMARY MARCH 2021

P 53
glytbdud

FOR 2021 04

097	CHILD ABUSE PREVENTION	ORIGINAL APPROP	REVISED BUDGET	YTD ACTUAL	MTD ACTUAL	ENCUMBRANCES	AVAILABLE BUDGET	PCT USED
<hr/>								
	097 430100 CO CHILD ABUSE PREVENTI	-300.00	-300.00	-10.65	.00	.00	-289.35	3.6%*
	097 470000 INTEREST INCOME	-25.00	-25.00	-2.17	-.47	.00	-22.83	8.7%*
	TOTAL UNDEFINED	-325.00	-325.00	-12.82	-.47	.00	-312.18	3.9%
<hr/>								
001	COMMISSIONERS' COURT							
<hr/>								
	09700110 561400 PROFESSIONAL SERVI	325.00	325.00	.00	.00	.00	325.00	.0%
	TOTAL COMMISSIONERS' COURT	325.00	325.00	.00	.00	.00	325.00	.0%
	TOTAL CHILD ABUSE PREVENTION	.00	.00	-12.82	-.47	.00	12.82	100.0%
	TOTAL REVENUES	-325.00	-325.00	-12.82	-.47	.00	-312.18	
	TOTAL EXPENSES	325.00	325.00	.00	.00	.00	325.00	
<hr/>								
098	JUSTICE COURT TECHNOLOGY							
<hr/>								
000	UNDEFINED							
<hr/>								
	098 430120 JUDICIAL TECH FUND FEE-	.00	.00	.00	1,196.09	.00	.00	.0%
	098 430210 JUDICIAL TECH FUND FEE-	.00	.00	.00	459.48	.00	.00	.0%
	098 430310 JUDICIAL TECH FUND FEE-	.00	.00	.00	480.41	.00	.00	.0%
	098 430400 JUDICIAL TECH FUND FEE-	.00	.00	.00	1,025.62	.00	.00	.0%
	098 470000 INTEREST INCOME	.00	.00	.00	.59	.00	.00	.0%
	TOTAL UNDEFINED	.00	.00	.00	3,162.19	.00	.00	.0%
	TOTAL JUSTICE COURT TECHNOLOGY	.00	.00	.00	3,162.19	.00	.00	.0%
	TOTAL REVENUES	.00	.00	.00	3,162.19	.00	.00	
<hr/>								
099	CTY/DIST COURT TECHNOLOGY							
<hr/>								
000	UNDEFINED							
<hr/>								
	099 430510 COUNTY COURT TECHNOLOGY	-3,300.00	-3,300.00	-33.32	-12.10	.00	-3,266.68	1.0%*

04/09/2021 11:23
RScott

Lubbock County
BUDGET SUMMARIES REPORT
ACCOUNT SUMMARY MARCH 2021

P 54
glytddbud

FOR 2021 04

099	CTY/DIST COURT TECHNOLOGY	ORIGINAL APPROP	REVISED BUDGET	YTD ACTUAL	MTD ACTUAL	ENCUMBRANCES	AVAILABLE BUDGET	PCT USED
	<u>099 432610 DISTRICT COURT TECHNOLO</u>	-2,800.00	-2,800.00	-686.10	-47.61	.00	-2,113.90	24.5%*
	<u>099 470000 INTEREST INCOME</u>	-750.00	-750.00	-45.59	-9.90	.00	-704.41	6.1%*
	<u>099 736100 DRAW FROM RESERVES</u>	-3,150.00	-3,150.00	.00	.00	.00	-3,150.00	.0%*
	TOTAL UNDEFINED	-10,000.00	-10,000.00	-765.01	-69.61	.00	-9,234.99	7.7%
001 COMMISSIONERS' COURT								
	<u>09900110 520100 SUPPLIES/OTH OPER</u>	7,500.00	7,500.00	.00	.00	.00	7,500.00	.0%
	<u>09900110 530100 EQUIPMENT OPER/MAI</u>	2,500.00	2,500.00	.00	.00	.00	2,500.00	.0%
	TOTAL COMMISSIONERS' COURT	10,000.00	10,000.00	.00	.00	.00	10,000.00	.0%
	TOTAL CTY/DIST COURT TECHNOLOG	.00	.00	-765.01	-69.61	.00	765.01	100.0%
	TOTAL REVENUES	-10,000.00	-10,000.00	-765.01	-69.61	.00	-9,234.99	
	TOTAL EXPENSES	10,000.00	10,000.00	.00	.00	.00	10,000.00	
102 DIST COURT RECORDS TECHNOLOGY								
000 UNDEFINED								
	<u>102 437310 DISTRICT COURT RECORDS</u>	-32,000.00	-32,000.00	-11,228.12	-2,786.35	.00	-20,771.88	35.1%*
	<u>102 470000 INTEREST INCOME</u>	-1,500.00	-1,500.00	-64.81	-15.26	.00	-1,435.19	4.3%*
	<u>102 736100 DRAW FROM RESERVES</u>	-30,750.00	-30,750.00	.00	.00	.00	-30,750.00	.0%*
	TOTAL UNDEFINED	-64,250.00	-64,250.00	-11,292.93	-2,801.61	.00	-52,957.07	17.6%
023 DISTRICT CLERK								
	<u>10202320 530100 EQUIPMENT OPER/MAI</u>	4,250.00	4,250.00	.00	.00	.00	4,250.00	.0%
	<u>10202320 562200 CONTRACT SERVICES</u>	60,000.00	60,000.00	.00	.00	.00	60,000.00	.0%
	TOTAL DISTRICT CLERK	64,250.00	64,250.00	.00	.00	.00	64,250.00	.0%
	TOTAL DIST COURT RECORDS TECHN	.00	.00	-11,292.93	-2,801.61	.00	11,292.93	100.0%
	TOTAL REVENUES	-64,250.00	-64,250.00	-11,292.93	-2,801.61	.00	-52,957.07	
	TOTAL EXPENSES	64,250.00	64,250.00	.00	.00	.00	64,250.00	
103 COUNTY CLERK RECORDS ARCHIVES								

04/09/2021 11:23
RScott

Lubbock County
BUDGET SUMMARIES REPORT
ACCOUNT SUMMARY MARCH 2021

P 55
glytdbud

FOR 2021 04

103	COUNTY CLERK RECORDS ARCHIVES	ORIGINAL APPROP	REVISED BUDGET	YTD ACTUAL	MTD ACTUAL	ENCUMBRANCES	AVAILABLE BUDGET	PCT USED
000 UNDEFINED								
103 437300	COUNTY CLERK RECORDS AR	-550,000.00	-550,000.00	-205,450.00	-55,730.00	.00	-344,550.00	37.4%*
103 470000	INTEREST INCOME	-30,000.00	-30,000.00	-1,772.03	-356.59	.00	-28,227.97	5.9%*
103 736100	DRAW FROM RESERVES	-880,000.00	-880,000.00	.00	.00	.00	-880,000.00	.0%*
TOTAL UNDEFINED		-1,460,000.00	-1,460,000.00	-207,222.03	-56,086.59	.00	-1,252,777.97	14.2%
003 COUNTY CLERK								
10300310 561400	PROFESSIONAL SERVI	760,000.00	760,000.00	.00	.00	.00	760,000.00	.0%
10300310 562200	CONTRACT SERVICES	700,000.00	700,000.00	6,843.25	2,653.20	36,156.75	657,000.00	6.1%
TOTAL COUNTY CLERK		1,460,000.00	1,460,000.00	6,843.25	2,653.20	36,156.75	1,417,000.00	2.9%
TOTAL COUNTY CLERK RECORDS ARC		.00	.00	-200,378.78	-53,433.39	36,156.75	164,222.03	100.0%
TOTAL REVENUES		-1,460,000.00	-1,460,000.00	-207,222.03	-56,086.59	.00	-1,252,777.97	
TOTAL EXPENSES		1,460,000.00	1,460,000.00	6,843.25	2,653.20	36,156.75	1,417,000.00	
105 COMMUNITY/ECONOMIC DEV PRG								
000 UNDEFINED								
105 420300	STATE GRANT REVENUE	-16,000.00	-16,000.00	.00	.00	.00	-16,000.00	.0%*
105 470000	INTEREST INCOME	.00	.00	-157.68	-34.09	.00	157.68	100.0%
TOTAL UNDEFINED		-16,000.00	-16,000.00	-157.68	-34.09	.00	-15,842.32	1.0%
002 COUNTY JUDGE								
10500210 561400	PROFESSIONAL SERVI	16,000.00	16,000.00	.00	.00	.00	16,000.00	.0%
TOTAL COUNTY JUDGE		16,000.00	16,000.00	.00	.00	.00	16,000.00	.0%
TOTAL COMMUNITY/ECONOMIC DEV P		.00	.00	-157.68	-34.09	.00	157.68	100.0%
TOTAL REVENUES		-16,000.00	-16,000.00	-157.68	-34.09	.00	-15,842.32	
TOTAL EXPENSES		16,000.00	16,000.00	.00	.00	.00	16,000.00	

04/09/2021 11:23
RScott

Lubbock County
BUDGET SUMMARIES REPORT
ACCOUNT SUMMARY MARCH 2021

P 56
glytddbud

FOR 2021 04

108	JP1 JUSTICE COURT TECHNOLOGY	ORIGINAL APPROP	REVISED BUDGET	YTD ACTUAL	MTD ACTUAL	ENCUMBRANCES	AVAILABLE BUDGET	PCT USED
108 JP1 JUSTICE COURT TECHNOLOGY								
000 UNDEFINED								
	<u>108 430120 JUDICIAL TECH FUND FEE-</u>	-7,500.00	-7,500.00	-1,277.13	-1,277.13	.00	-6,222.87	17.0%*
	<u>108 470000 INTEREST INCOME</u>	-1,500.00	-1,500.00	-48.29	-10.54	.00	-1,451.71	3.2%*
	<u>108 736100 DRAW FROM RESERVES</u>	-49,153.00	-49,153.00	.00	.00	.00	-49,153.00	.0%*
	TOTAL UNDEFINED	-58,153.00	-58,153.00	-1,325.42	-1,287.67	.00	-56,827.58	2.3%
001 COMMISSIONERS' COURT								
	<u>10800120 500800 TEMPORARY</u>	17,000.00	17,000.00	.00	.00	.00	17,000.00	.0%
	<u>10800120 500900 PART TIME POSITION</u>	1,054.00	1,054.00	.00	.00	.00	1,054.00	.0%
	<u>10800120 510100 FICA</u>	247.00	247.00	.00	.00	.00	247.00	.0%
	<u>10800120 510200 MEDICARE</u>	1,889.00	1,889.00	.00	.00	.00	1,889.00	.0%
	<u>10800120 510500 GROUP DENTAL INSUR</u>	16.00	16.00	.00	.00	.00	16.00	.0%
	<u>10800120 510600 LIFE INSURANCE</u>	47.00	47.00	.00	.00	.00	47.00	.0%
	<u>10800120 520100 SUPPLIES/OTH OPER</u>	4,400.00	4,400.00	.00	.00	.00	4,400.00	.0%
	<u>10800120 523000 NON-CAPITAL SOFTWA</u>	4,500.00	4,500.00	.00	.00	.00	4,500.00	.0%
	<u>10800120 523100 NON-CAPITAL EQUIPM</u>	4,500.00	4,500.00	.00	.00	.00	4,500.00	.0%
	<u>10800120 540100 COMMUNICATIONS - M</u>	3,000.00	3,000.00	270.88	135.44	2,729.12	.00	100.0%
	<u>10800120 550300 TRAVEL AND TRAININ</u>	1,500.00	1,500.00	.00	.00	.00	1,500.00	.0%
	<u>10800120 561400 PROFESSIONAL SERVI</u>	20,000.00	20,000.00	.00	.00	.00	20,000.00	.0%
	TOTAL COMMISSIONERS' COURT	58,153.00	58,153.00	270.88	135.44	2,729.12	55,153.00	5.2%
	TOTAL JP1 JUSTICE COURT TECHNO	.00	.00	-1,054.54	-1,152.23	2,729.12	-1,674.58	100.0%
	TOTAL REVENUES	-58,153.00	-58,153.00	-1,325.42	-1,287.67	.00	-56,827.58	
	TOTAL EXPENSES	58,153.00	58,153.00	270.88	135.44	2,729.12	55,153.00	
109 JP2 JUSTICE COURT TECHNOLOGY								
000 UNDEFINED								
	<u>109 430210 JUDICIAL TECH FUND FEE-</u>	-2,000.00	-2,000.00	-538.62	-538.62	.00	-1,461.38	26.9%*

04/09/2021 11:23
RScott

Lubbock County
BUDGET SUMMARIES REPORT
ACCOUNT SUMMARY MARCH 2021

P 57
glytddbud

FOR 2021 04

109	JP2 JUSTICE COURT TECHNOLOGY	ORIGINAL APPROP	REVISED BUDGET	YTD ACTUAL	MTD ACTUAL	ENCUMBRANCES	AVAILABLE BUDGET	PCT USED
	<u>109 470000 INTEREST INCOME</u>	-333.00	-333.00	-65.84	-14.28	.00	-267.16	19.8%*
	<u>109 736100 DRAW FROM RESERVES</u>	-45,479.00	-45,479.00	.00	.00	.00	-45,479.00	.0%*
	TOTAL UNDEFINED	-47,812.00	-47,812.00	-604.46	-552.90	.00	-47,207.54	1.3%
001 COMMISSIONERS' COURT								
	<u>10900120 500800 TEMPORARY</u>	7,000.00	7,000.00	.00	.00	.00	7,000.00	.0%
	<u>10900120 500900 PART TIME POSITION</u>	17,000.00	17,000.00	.00	.00	.00	17,000.00	.0%
	<u>10900120 510100 FICA</u>	1,488.00	1,488.00	.00	.00	.00	1,488.00	.0%
	<u>10900120 510200 MEDICARE</u>	348.00	348.00	.00	.00	.00	348.00	.0%
	<u>10900120 510300 RETIREMENT</u>	1,889.00	1,889.00	.00	.00	.00	1,889.00	.0%
	<u>10900120 510700 UNEMPLOYMENT INSUR</u>	22.00	22.00	.00	.00	.00	22.00	.0%
	<u>10900120 510900 WORKER'S COMPENSAT</u>	65.00	65.00	.00	.00	.00	65.00	.0%
	<u>10900120 520100 SUPPLIES/OTH OPER</u>	7,500.00	7,500.00	.00	.00	.00	7,500.00	.0%
	<u>10900120 523000 NON-CAPITAL SOFTWA</u>	7,500.00	7,500.00	.00	.00	.00	7,500.00	.0%
	<u>10900120 550300 TRAVEL AND TRAININ</u>	5,000.00	5,000.00	.00	.00	.00	5,000.00	.0%
	TOTAL COMMISSIONERS' COURT	47,812.00	47,812.00	.00	.00	.00	47,812.00	.0%
	TOTAL JP2 JUSTICE COURT TECHNO	.00	.00	-604.46	-552.90	.00	604.46	100.0%
	TOTAL REVENUES	-47,812.00	-47,812.00	-604.46	-552.90	.00	-47,207.54	
	TOTAL EXPENSES	47,812.00	47,812.00	.00	.00	.00	47,812.00	
110 JP3 JUSTICE COURT TECHNOLOGY								
000 UNDEFINED								
	<u>110 430310 JUDICIAL TECH FUND FEE-</u>	-2,000.00	-2,000.00	-490.15	-490.15	.00	-1,509.85	24.5%*
	<u>110 470000 INTEREST INCOME</u>	-101.00	-101.00	-20.05	-4.73	.00	-80.95	19.9%*
	<u>110 736100 DRAW FROM RESERVES</u>	-5,999.00	-5,999.00	.00	.00	.00	-5,999.00	.0%*
	TOTAL UNDEFINED	-8,100.00	-8,100.00	-510.20	-494.88	.00	-7,589.80	6.3%
001 COMMISSIONERS' COURT								
	<u>11000120 520100 SUPPLIES/OTH OPER</u>	7,000.00	7,000.00	1,131.74	257.74	.00	5,868.26	16.2%

04/09/2021 11:23
RScott

Lubbock County
BUDGET SUMMARIES REPORT
ACCOUNT SUMMARY MARCH 2021

P 58
glytdbud

FOR 2021 04

	ORIGINAL APPROP	REVISED BUDGET	YTD ACTUAL	MTD ACTUAL	ENCUMBRANCES	AVAILABLE BUDGET	PCT USED
11000120 540100 COMMUNICATIONS - M	500.00	500.00	225.49	151.49	274.51	.00	100.0%
11000120 550300 TRAVEL AND TRAININ	600.00	600.00	.00	.00	.00	600.00	.0%
TOTAL COMMISSIONERS' COURT	8,100.00	8,100.00	1,357.23	409.23	274.51	6,468.26	20.1%
TOTAL JP3 JUSTICE COURT TECHNO	.00	.00	847.03	-85.65	274.51	-1,121.54	100.0%
TOTAL REVENUES	-8,100.00	-8,100.00	-510.20	-494.88	.00	-7,589.80	
TOTAL EXPENSES	8,100.00	8,100.00	1,357.23	409.23	274.51	6,468.26	
<hr/> 111 JP4 JUSTICE COURT TECHNOLOGY							
<hr/> 000 UNDEFINED							
111 430400 JUDICIAL TECH FUND FEE-	-7,330.00	-7,330.00	-1,081.64	-1,081.64	.00	-6,248.36	14.8%*
111 470000 INTEREST INCOME	-300.00	-300.00	-58.89	-12.48	.00	-241.11	19.6%*
111 736100 DRAW FROM RESERVES	-870.00	-870.00	.00	.00	.00	-870.00	.0%*
TOTAL UNDEFINED	-8,500.00	-8,500.00	-1,140.53	-1,094.12	.00	-7,359.47	13.4%
<hr/> 001 COMMISSIONERS' COURT							
11100120 520100 SUPPLIES/OTH OPER	4,500.00	4,500.00	3,441.60	3,441.60	904.87	153.53	96.6%
11100120 550300 TRAVEL AND TRAININ	4,000.00	4,000.00	.00	.00	.00	4,000.00	.0%
TOTAL COMMISSIONERS' COURT	8,500.00	8,500.00	3,441.60	3,441.60	904.87	4,153.53	51.1%
TOTAL JP4 JUSTICE COURT TECHNO	.00	.00	2,301.07	2,347.48	904.87	-3,205.94	100.0%
TOTAL REVENUES	-8,500.00	-8,500.00	-1,140.53	-1,094.12	.00	-7,359.47	
TOTAL EXPENSES	8,500.00	8,500.00	3,441.60	3,441.60	904.87	4,153.53	
<hr/> 113 REGIONAL PUBLIC DEFENDER GRANT							
<hr/> 000 UNDEFINED							
113 420100 GRANT REVENUE	-4,220,000.00	-4,220,000.00	-997,231.13	.00	.00	-3,222,768.87	23.6%*
113 426000 INTER LOCAL	-1,977,871.00	-1,977,871.00	-1,713,893.00	-22,418.00	.00	-263,978.00	86.7%*

04/09/2021 11:23
RScott

Lubbock County
BUDGET SUMMARIES REPORT
ACCOUNT SUMMARY MARCH 2021

P 59
glytdbud

FOR 2021 04

113	REGIONAL PUBLIC DEFENDER GRANT	ORIGINAL APPROP	REVISED BUDGET	YTD ACTUAL	MTD ACTUAL	ENCUMBRANCES	AVAILABLE BUDGET	PCT USED
113 470000	INTEREST INCOME	.00	.00	-1,394.78	-181.33	.00	1,394.78	100.0%
113 489900	OTHER REVENUE	.00	.00	-13.69	.00	.00	13.69	100.0%
113 736100	DRAW FROM RESERVES	-89,685.00	-89,685.00	.00	.00	.00	-89,685.00	.0%*
113 801100	XFER FROM GENERAL FUND	-103,114.00	-103,114.00	-103,114.00	.00	.00	.00	100.0%
TOTAL UNDEFINED		-6,390,670.00	-6,390,670.00	-2,815,646.60	-22,599.33	.00	-3,575,023.40	44.1%
113 REGIONAL PUBLIC DEFENDER								
11311320 500200	APPOINTED OFFICIAL	166,585.00	166,585.00	42,285.93	2,562.78	.00	124,299.07	25.4%
11311320 500600	STAFF EMPLOYEES	3,877,681.00	3,877,681.00	924,396.63	75,159.69	.00	2,953,284.37	23.8%
11311320 500700	OVERTIME COMPENSAT	.00	.00	58.58	.00	.00	-58.58	100.0%*
11311320 510100	FICA	250,745.00	250,745.00	56,527.33	4,595.18	.00	194,217.67	22.5%
11311320 510200	MEDICARE	58,641.00	58,641.00	13,472.75	1,074.72	.00	45,168.25	23.0%
11311320 510300	RETIREMENT	449,318.00	449,318.00	107,404.93	8,634.93	.00	341,913.07	23.9%
11311320 510400	GROUP HEALTH INSUR	414,205.00	414,205.00	99,887.41	13,964.01	.00	314,317.59	24.1%
11311320 510500	GROUP DENTAL INSUR	22,825.00	22,825.00	5,962.13	833.29	.00	16,862.87	26.1%
11311320 510600	LIFE INSURANCE	3,300.00	3,300.00	784.99	109.76	.00	2,515.01	23.8%
11311320 510700	UNEMPLOYMENT INSUR	3,639.00	3,639.00	773.25	62.13	.00	2,865.75	21.2%
11311320 510900	WORKER'S COMPENSAT	10,919.00	10,919.00	2,610.22	209.84	.00	8,308.78	23.9%
11311320 520100	SUPPLIES/OTH OPER	236,000.00	236,000.00	99,013.48	2,614.24	1,073.74	135,912.78	42.4%
11311320 523100	NON-CAPITAL EQUIPM	15,000.00	15,000.00	.00	.00	.00	15,000.00	.0%
11311320 550300	TRAVEL AND TRAININ	500,000.00	500,000.00	22,703.80	3,413.82	18,369.48	458,926.72	8.2%
11311320 561400	PROFESSIONAL SERVI	300,312.00	300,312.00	75,078.00	.00	.00	225,234.00	25.0%
11311320 562200	CONTRACT SERVICES	81,500.00	81,500.00	16,490.93	10,558.23	4.01	65,005.06	20.2%
11311320 599900	OTHER CHARGES	.00	.00	2,000,000.00	2,000,000.00	.00	-2,000,000.00	100.0%*
TOTAL REGIONAL PUBLIC DEFENDER		6,390,670.00	6,390,670.00	3,467,450.36	2,123,792.62	19,447.23	2,903,772.41	54.6%
TOTAL REGIONAL PUBLIC DEFENDER		.00	.00	651,803.76	2,101,193.29	19,447.23	-671,250.99	100.0%
TOTAL REVENUES		-6,390,670.00	-6,390,670.00	-2,815,646.60	-22,599.33	.00	-3,575,023.40	
TOTAL EXPENSES		6,390,670.00	6,390,670.00	3,467,450.36	2,123,792.62	19,447.23	2,903,772.41	
122 SHERIFF CONTRABAND								
000 UNDEFINED								
122 461200	FORFEIT ASSETS - DEA	-100,000.00	-100,000.00	.00	.00	.00	-100,000.00	.0%*
122 461400	FORFEITED FUNDS-CRIMINA	-250,000.00	-250,000.00	-79,827.84	-41,738.00	.00	-170,172.16	31.9%*

04/09/2021 11:23
RScott

Lubbock County
BUDGET SUMMARIES REPORT
ACCOUNT SUMMARY MARCH 2021

P 60
glytbdud

FOR 2021 04

122	SHERIFF CONTRABAND	ORIGINAL APPROP	REVISED BUDGET	YTD ACTUAL	MTD ACTUAL	ENCUMBRANCES	AVAILABLE BUDGET	PCT USED
<u>122 470000</u>	<u>INTEREST INCOME</u>	-3,500.00	-3,500.00	-251.19	-56.80	.00	-3,248.81	7.2%*
<u>122 489900</u>	<u>OTHER REVENUE</u>	-10,000.00	-10,000.00	-11,928.20	.00	.00	1,928.20	119.3%
	TOTAL UNDEFINED	-363,500.00	-363,500.00	-92,007.23	-41,794.80	.00	-271,492.77	25.3%
<hr/>								
046 SHERIFF								
<u>12204630 520100</u>	<u>SUPPLIES/OTH OPER</u>	43,000.00	43,000.00	3,602.40	3,602.40	.00	39,397.60	8.4%
<u>12204630 523100</u>	<u>NON-CAPITAL EQUIPM</u>	15,000.00	15,000.00	.00	.00	.00	15,000.00	.0%
<u>12204630 550300</u>	<u>TRAVEL AND TRAININ</u>	15,000.00	15,000.00	.00	.00	.00	15,000.00	.0%
<u>12204630 590600</u>	<u>INVESTIGATIVE EXPE</u>	50,000.00	50,000.00	8,525.00	.00	.00	41,475.00	17.1%
<u>12204630 594400</u>	<u>DRUG PREVENTION PR</u>	2,000.00	2,000.00	384.45	.00	.00	1,615.55	19.2%
<u>12204630 599900</u>	<u>OTHER CHARGES</u>	138,500.00	138,500.00	28,714.55	12,521.40	.00	109,785.45	20.7%
<u>12204630 640700</u>	<u>OTHER EQUIPMENT</u>	100,000.00	100,000.00	.00	.00	.00	100,000.00	.0%
	TOTAL SHERIFF	363,500.00	363,500.00	41,226.40	16,123.80	.00	322,273.60	11.3%
	TOTAL SHERIFF CONTRABAND	.00	.00	-50,780.83	-25,671.00	.00	50,780.83	100.0%
	TOTAL REVENUES	-363,500.00	-363,500.00	-92,007.23	-41,794.80	.00	-271,492.77	
	TOTAL EXPENSES	363,500.00	363,500.00	41,226.40	16,123.80	.00	322,273.60	
<hr/>								
124 INMATE SUPPLY								
<hr/>								
000 UNDEFINED								
<u>124 470000</u>	<u>INTEREST INCOME</u>	-17,000.00	-17,000.00	-15,366.01	-3,686.79	.00	-1,633.99	90.4%*
<u>124 484300</u>	<u>CONCESSION COMMISSIONS</u>	-830,000.00	-830,000.00	-322,378.42	-82,746.56	.00	-507,621.58	38.8%*
<u>124 489900</u>	<u>OTHER REVENUE</u>	-17,000.00	-17,000.00	-131.52	-29.37	.00	-16,868.48	.8%*
	TOTAL UNDEFINED	-864,000.00	-864,000.00	-337,875.95	-86,462.72	.00	-526,124.05	39.1%
<hr/>								
047 DETENTION CENTER								
<u>12404730 520100</u>	<u>SUPPLIES/OTH OPER</u>	77,000.00	77,000.00	6,823.85	2,669.52	.00	70,176.15	8.9%
<u>12404730 522600</u>	<u>INMATE SUPPLIES</u>	40,000.00	40,000.00	14,297.24	6,468.09	.00	25,702.76	35.7%
<u>12404730 523000</u>	<u>NON-CAPITAL SOFTWA</u>	35,000.00	35,000.00	20,690.00	500.00	.00	14,310.00	59.1%
<u>12404730 523100</u>	<u>NON-CAPITAL EQUIPM</u>	30,000.00	30,000.00	2,282.12	.00	.00	27,717.88	7.6%

04/09/2021 11:23
RScott

Lubbock County
BUDGET SUMMARIES REPORT
ACCOUNT SUMMARY MARCH 2021

P 61
glytdbud

FOR 2021 04

	ORIGINAL APPROP	REVISED BUDGET	YTD ACTUAL	MTD ACTUAL	ENCUMBRANCES	AVAILABLE BUDGET	PCT USED
12404730 530800 SOFTWARE MAINTENAN	22,000.00	22,000.00	.00	.00	.00	22,000.00	.0%
12404730 562200 CONTRACT SERVICES	650,000.00	650,000.00	313,634.03	48,815.51	.00	336,365.97	48.3%
12404730 664700 CAPITAL OUTLAY-JAI	10,000.00	10,000.00	.00	.00	.00	10,000.00	.0%
TOTAL DETENTION CENTER	864,000.00	864,000.00	357,727.24	58,453.12	.00	506,272.76	41.4%
TOTAL INMATE SUPPLY	.00	.00	19,851.29	-28,009.60	.00	-19,851.29	100.0%
TOTAL REVENUES	-864,000.00	-864,000.00	-337,875.95	-86,462.72	.00	-526,124.05	
TOTAL EXPENSES	864,000.00	864,000.00	357,727.24	58,453.12	.00	506,272.76	
126 VINE GRANT							
000 UNDEFINED							
126 420370 STATE REVENUE	-30,171.00	-30,171.00	-7,530.63	.00	.00	-22,640.37	25.0%*
TOTAL UNDEFINED	-30,171.00	-30,171.00	-7,530.63	.00	.00	-22,640.37	25.0%
046 SHERIFF							
12604630 520100 SUPPLIES/OTH OPER	30,171.00	30,171.00	7,530.63	.00	22,639.69	.68	100.0%
TOTAL SHERIFF	30,171.00	30,171.00	7,530.63	.00	22,639.69	.68	100.0%
TOTAL VINE GRANT	.00	.00	.00	.00	22,639.69	-22,639.69	100.0%
TOTAL REVENUES	-30,171.00	-30,171.00	-7,530.63	.00	.00	-22,640.37	
TOTAL EXPENSES	30,171.00	30,171.00	7,530.63	.00	22,639.69	.68	
128 HOMELAND SECURITY GRANT							
000 UNDEFINED							
128 423000 2014 HSGP HOMELAND SECU	-135,962.00	-293,083.00	-121,036.00	-111,436.00	.00	-172,047.00	41.3%*
TOTAL UNDEFINED	-135,962.00	-293,083.00	-121,036.00	-111,436.00	.00	-172,047.00	41.3%
046 SHERIFF							
12804630 562200 CONTRACT SERVICES	.00	9,600.00	9,600.00	.00	.00	.00	100.0%

04/09/2021 11:23
RScott

Lubbock County
BUDGET SUMMARIES REPORT
ACCOUNT SUMMARY MARCH 2021

P 62
glytdbud

FOR 2021 04

	ORIGINAL APPROP	REVISED BUDGET	YTD ACTUAL	MTD ACTUAL	ENCUMBRANCES	AVAILABLE BUDGET	PCT USED
<u>12804630 664600 CAPITAL OUTLAY-SHE</u>	135,962.00	283,483.00	.00	.00	139,514.35	143,968.65	49.2%
TOTAL SHERIFF	135,962.00	293,083.00	9,600.00	.00	139,514.35	143,968.65	50.9%
TOTAL HOMELAND SECURITY GRANT	.00	.00	-111,436.00	-111,436.00	139,514.35	-28,078.35	100.0%
TOTAL REVENUES	-135,962.00	-293,083.00	-121,036.00	-111,436.00	.00	-172,047.00	
TOTAL EXPENSES	135,962.00	293,083.00	9,600.00	.00	139,514.35	143,968.65	
<hr/> 142 LEOSE SHERIFF							
<hr/> 000 UNDEFINED							
<u>142 424700 LEOSE REVENUE</u>	-119,188.00	-119,188.00	.00	.00	.00	-119,188.00	.0%*
<u>142 470000 INTEREST INCOME</u>	-1,500.00	-1,500.00	-81.71	-17.74	.00	-1,418.29	5.4%*
TOTAL UNDEFINED	-120,688.00	-120,688.00	-81.71	-17.74	.00	-120,606.29	.1%
<hr/> 046 SHERIFF							
<u>14204630 550300 TRAVEL AND TRAININ</u>	25,000.00	25,000.00	.00	.00	.00	25,000.00	.0%
<u>14204630 664600 CAPITAL OUTLAY-SHE</u>	95,688.00	95,688.00	.00	.00	.00	95,688.00	.0%
TOTAL SHERIFF	120,688.00	120,688.00	.00	.00	.00	120,688.00	.0%
TOTAL LEOSE SHERIFF	.00	.00	-81.71	-17.74	.00	81.71	100.0%
TOTAL REVENUES	-120,688.00	-120,688.00	-81.71	-17.74	.00	-120,606.29	
TOTAL EXPENSES	120,688.00	120,688.00	.00	.00	.00	120,688.00	
<hr/> 145 SHERIFF COMMISSARY SALARY							
<hr/> 000 UNDEFINED							
<u>145 424500 COMMISSARY SALARY REIMB</u>	-656,701.00	-656,701.00	-151,288.51	-25,662.79	.00	-505,412.49	23.0%*
TOTAL UNDEFINED	-656,701.00	-656,701.00	-151,288.51	-25,662.79	.00	-505,412.49	23.0%
<hr/> 047 DETENTION CENTER							
<u>14504730 500600 STAFF EMPLOYEES</u>	473,607.00	473,607.00	152,189.81	37,277.01	.00	321,417.19	32.1%

04/09/2021 11:23
RScott

Lubbock County
BUDGET SUMMARIES REPORT
ACCOUNT SUMMARY MARCH 2021

P 63
glytbdud

FOR 2021 04

	ORIGINAL APPROP	REVISED BUDGET	YTD ACTUAL	MTD ACTUAL	ENCUMBRANCES	AVAILABLE BUDGET	PCT USED
14504730 500700 OVERTIME COMPENSAT	2,000.00	2,000.00	19.48	19.48	.00	1,980.52	1.0%
14504730 510100 FICA	29,363.00	29,363.00	8,868.36	2,162.25	.00	20,494.64	30.2%
14504730 510200 MEDICARE	6,868.00	6,868.00	2,074.04	505.67	.00	4,793.96	30.2%
14504730 510300 RETIREMENT	52,617.00	52,617.00	16,717.60	4,143.65	.00	35,899.40	31.8%
14504730 510400 GROUP HEALTH INSUR	67,779.00	67,779.00	23,504.43	6,410.78	.00	44,274.57	34.7%
14504730 510500 GROUP DENTAL INSUR	3,735.00	3,735.00	1,141.32	305.24	.00	2,593.68	30.6%
14504730 510600 LIFE INSURANCE	540.00	540.00	151.44	40.32	.00	388.56	28.0%
14504730 510700 UNEMPLOYMENT INSUR	426.00	426.00	121.82	29.85	.00	304.18	28.6%
14504730 510900 WORKER'S COMPENSAT	19,766.00	19,766.00	6,423.25	1,573.91	.00	13,342.75	32.5%
TOTAL DETENTION CENTER	656,701.00	656,701.00	211,211.55	52,468.16	.00	445,489.45	32.2%
TOTAL SHERIFF COMMISSARY SALAR	.00	.00	59,923.04	26,805.37	.00	-59,923.04	100.0%
TOTAL REVENUES	-656,701.00	-656,701.00	-151,288.51	-25,662.79	.00	-505,412.49	
TOTAL EXPENSES	656,701.00	656,701.00	211,211.55	52,468.16	.00	445,489.45	
148 MAT RE-ENTRY PROGRAM							
000 UNDEFINED							
148 420100 GRANT REVENUE	-219,984.00	-219,984.00	.00	.00	.00	-219,984.00	.0%*
TOTAL UNDEFINED	-219,984.00	-219,984.00	.00	.00	.00	-219,984.00	.0%
046 SHERIFF							
14804630 500600 STAFF EMPLOYEES	67,784.00	67,784.00	.00	.00	.00	67,784.00	.0%
14804630 510100 FICA	4,533.00	4,533.00	.00	.00	.00	4,533.00	.0%
14804630 510200 MEDICARE	1,392.00	1,392.00	.00	.00	.00	1,392.00	.0%
14804630 510300 RETIREMENT	3,829.00	3,829.00	.00	.00	.00	3,829.00	.0%
14804630 510400 GROUP HEALTH INSUR	1,701.00	1,701.00	.00	.00	.00	1,701.00	.0%
14804630 510500 GROUP DENTAL INSUR	99.00	99.00	.00	.00	.00	99.00	.0%
14804630 510600 LIFE INSURANCE	13.00	13.00	.00	.00	.00	13.00	.0%
14804630 510700 UNEMPLOYMENT INSUR	72.00	72.00	.00	.00	.00	72.00	.0%
14804630 510900 WORKER'S COMPENSAT	500.00	500.00	.00	.00	.00	500.00	.0%
14804630 520000 TREATMENT MATERIAL	97,152.00	97,152.00	.00	.00	.00	97,152.00	.0%
14804630 520100 SUPPLIES/OTH OPER	5,589.00	5,589.00	.00	.00	2,048.06	3,540.94	36.6%
14804630 523000 NON-CAPITAL SOFTWA	8,400.00	8,400.00	.00	.00	8,400.00	.00	100.0%
14804630 561400 PROFESSIONAL SERVI	17,400.00	17,400.00	.00	.00	17,400.00	.00	100.0%

04/09/2021 11:23
RScott

Lubbock County
BUDGET SUMMARIES REPORT
ACCOUNT SUMMARY MARCH 2021

P 64
glytdbud

FOR 2021 04

	ORIGINAL APPROP	REVISED BUDGET	YTD ACTUAL	MTD ACTUAL	ENCUMBRANCES	AVAILABLE BUDGET	PCT USED
<u>14804630 562200 CONTRACT SERVICES</u>	11,520.00	11,520.00	.00	.00	.00	11,520.00	.0%
TOTAL SHERIFF	219,984.00	219,984.00	.00	.00	27,848.06	192,135.94	12.7%
TOTAL MAT RE-ENTRY PROGRAM	.00	.00	.00	.00	27,848.06	-27,848.06	100.0%
TOTAL REVENUES	-219,984.00	-219,984.00	.00	.00	.00	-219,984.00	
TOTAL EXPENSES	219,984.00	219,984.00	.00	.00	27,848.06	192,135.94	
<hr/> 150 TAG GRANT							
<hr/> 000 UNDEFINED							
<u>150 420100 GRANT REVENUE</u>	-1,002,028.00	-1,002,028.00	-184,260.63	-42,356.72	.00	-817,767.37	18.4%*
TOTAL UNDEFINED	-1,002,028.00	-1,002,028.00	-184,260.63	-42,356.72	.00	-817,767.37	18.4%
<hr/> 046 SHERIFF							
<u>15004630 500600 STAFF EMPLOYEES</u>	198,190.00	198,190.00	62,151.87	15,194.82	.00	136,038.13	31.4%
<u>15004630 500700 OVERTIME COMPENSAT</u>	27,085.00	27,085.00	1,685.44	541.60	.00	25,399.56	6.2%
<u>15004630 510100 FICA</u>	12,288.00	12,288.00	3,718.59	906.69	.00	8,569.41	30.3%
<u>15004630 510200 MEDICARE</u>	2,874.00	2,874.00	869.66	212.05	.00	2,004.34	30.3%
<u>15004630 510300 RETIREMENT</u>	20,849.00	20,849.00	7,092.29	1,748.31	.00	13,756.71	34.0%
<u>15004630 510400 GROUP HEALTH INSUR</u>	22,769.00	22,769.00	10,191.75	2,392.84	.00	12,577.25	44.8%
<u>15004630 510500 GROUP DENTAL INSUR</u>	1,250.00	1,250.00	434.60	106.00	.00	815.40	34.8%
<u>15004630 510600 LIFE INSURANCE</u>	151.00	151.00	55.11	13.44	.00	95.89	36.5%
<u>15004630 510700 UNEMPLOYMENT INSUR</u>	213.00	213.00	51.05	12.58	.00	161.95	24.0%
<u>15004630 510900 WORKER'S COMPENSAT</u>	8,374.00	8,374.00	2,693.92	664.07	.00	5,680.08	32.2%
<u>15004630 520000 PROJECT SUPPLIES</u>	17,900.00	17,900.00	.00	.00	.00	17,900.00	.0%
<u>15004630 520100 SUPPLIES/OTH OPER</u>	82,101.00	82,101.00	12,743.97	2,490.26	15,280.99	54,076.04	34.1%
<u>15004630 523000 NON-CAPITAL SOFTWA</u>	15,750.00	15,750.00	.00	.00	.00	15,750.00	.0%
<u>15004630 523100 NON-CAPITAL EQUIPM</u>	11,257.00	11,257.00	.00	.00	.00	11,257.00	.0%
<u>15004630 540100 COMMUNICATIONS - M</u>	56,250.00	56,250.00	18,441.43	3,014.14	18,623.57	19,185.00	65.9%
<u>15004630 540600 UTILITIES</u>	16,158.00	16,158.00	2,640.16	764.82	13,482.27	35.57	99.8%
<u>15004630 550300 TRAVEL AND TRAININ</u>	125,203.00	125,203.00	1,816.04	128.00	.00	123,386.96	1.5%
<u>15004630 561400 PROFESSIONAL SERVI</u>	34,789.00	34,789.00	8,157.14	2,873.20	8,162.80	18,469.06	46.9%
<u>15004630 562200 CONTRACT SERVICES</u>	18,900.00	18,900.00	.00	.00	.00	18,900.00	.0%
<u>15004630 570200 BUILDING RENTAL</u>	163,760.00	163,760.00	50,564.01	11,044.50	81,969.99	31,226.00	80.9%
<u>15004630 580100 INSURANCE AND BOND</u>	5,390.00	5,390.00	.00	.00	.00	5,390.00	.0%

04/09/2021 11:23
RScott

Lubbock County
BUDGET SUMMARIES REPORT
ACCOUNT SUMMARY MARCH 2021

P 65
glytdbud

FOR 2021 04

	ORIGINAL APPROP	REVISED BUDGET	YTD ACTUAL	MTD ACTUAL	ENCUMBRANCES	AVAILABLE BUDGET	PCT USED
<u>15004630 590600 INVESTIGATIVE EXPE</u>	46,750.00	46,750.00	953.60	249.40	3,360.00	42,436.40	9.2%
<u>15004630 664600 CAPITAL OUTLAY-SHE</u>	113,777.00	113,777.00	.00	.00	.00	113,777.00	.0%
TOTAL SHERIFF	1,002,028.00	1,002,028.00	184,260.63	42,356.72	140,879.62	676,887.75	32.4%
TOTAL TAG GRANT	.00	.00	.00	.00	140,879.62	-140,879.62	100.0%
TOTAL REVENUES	-1,002,028.00	-1,002,028.00	-184,260.63	-42,356.72	.00	-817,767.37	
TOTAL EXPENSES	1,002,028.00	1,002,028.00	184,260.63	42,356.72	140,879.62	676,887.75	
152 JMHCP GRANT							
000 UNDEFINED							
<u>152 420100 GRANT REVENUE</u>	.00	-87,732.00	.00	.00	.00	-87,732.00	.0%*
<u>152 480000 IN-KIND REVENUE</u>	.00	-67,421.00	.00	.00	.00	-67,421.00	.0%*
TOTAL UNDEFINED	.00	-155,153.00	.00	.00	.00	-155,153.00	.0%
046 SHERIFF							
<u>15204630 500600 STAFF EMPLOYEES</u>	.00	2,867.00	.00	.00	.00	2,867.00	.0%
<u>15204630 510100 FICA</u>	.00	178.00	.00	.00	.00	178.00	.0%
<u>15204630 510200 MEDICARE</u>	.00	41.00	.00	.00	.00	41.00	.0%
<u>15204630 510300 RETIREMENT</u>	.00	317.00	.00	.00	.00	317.00	.0%
<u>15204630 510700 UNEMPLOYMENT INSUR</u>	.00	5.00	.00	.00	.00	5.00	.0%
<u>15204630 510900 WORKER'S COMPENSAT</u>	.00	126.00	.00	.00	.00	126.00	.0%
<u>15204630 520100 SUPPLIES/OTH OPER</u>	.00	6,986.00	.00	.00	.00	6,986.00	.0%
<u>15204630 550300 TRAVEL AND TRAININ</u>	.00	1,727.00	.00	.00	.00	1,727.00	.0%
<u>15204630 561400 PROFESSIONAL SERVI</u>	.00	14,944.00	.00	.00	.00	14,944.00	.0%
<u>15204630 562200 CONTRACT SERVICES</u>	.00	60,541.00	.00	.00	.00	60,541.00	.0%
<u>15204630 599000 IN-KIND EXPENSE</u>	.00	67,421.00	.00	.00	.00	67,421.00	.0%
TOTAL SHERIFF	.00	155,153.00	.00	.00	.00	155,153.00	.0%
TOTAL JMHCP GRANT	.00	.00	.00	.00	.00	.00	.0%
TOTAL REVENUES	.00	-155,153.00	.00	.00	.00	-155,153.00	
TOTAL EXPENSES	.00	155,153.00	.00	.00	.00	155,153.00	

161 CDA BUSINESS CRIMES

000 UNDEFINED

04/09/2021 11:23
RScott

Lubbock County
BUDGET SUMMARIES REPORT
ACCOUNT SUMMARY MARCH 2021

P 66
glytbdud

FOR 2021 04

161	CDA BUSINESS CRIMES	ORIGINAL APPROP	REVISED BUDGET	YTD ACTUAL	MTD ACTUAL	ENCUMBRANCES	AVAILABLE BUDGET	PCT USED
161 434200	BAD CHECK COLLECTION FE	-60,000.00	-60,000.00	-10,334.83	-3,242.73	.00	-49,665.17	17.2%*
161 470000	INTEREST INCOME	-380.00	-380.00	-35.63	-7.63	.00	-344.37	9.4%*
161 481500	OTHER REFUNDS/REIMBURSE	-38,005.00	-38,005.00	-1,279.22	.00	.00	-36,725.78	3.4%*
161 489900	OTHER REVENUE	-10,115.00	-10,115.00	.00	.00	.00	-10,115.00	.0%*
	TOTAL UNDEFINED	-108,500.00	-108,500.00	-11,649.68	-3,250.36	.00	-96,850.32	10.7%
040 DISTRICT ATTORNEY								
16104025 520100	SUPPLIES/OTH OPER	50,000.00	50,000.00	6,487.18	654.56	.00	43,512.82	13.0%
16104025 530100	EQUIPMENT OPER/MAI	2,500.00	2,500.00	.00	.00	.00	2,500.00	.0%
16104025 530200	VEHICLE OPERATION/	2,500.00	2,500.00	67.50	15.00	.00	2,432.50	2.7%
16104025 550300	TRAVEL AND TRAININ	25,000.00	25,000.00	188.00	55.20	.00	24,812.00	.8%
16104025 550410	PERIODICALS	500.00	500.00	.00	.00	.00	500.00	.0%
16104025 550500	ASSOCIATION DUES	3,000.00	3,000.00	505.00	.00	.00	2,495.00	16.8%
16104025 560800	WITNESS/INTERPRETE	25,000.00	25,000.00	.00	.00	.00	25,000.00	.0%
	TOTAL DISTRICT ATTORNEY	108,500.00	108,500.00	7,247.68	724.76	.00	101,252.32	6.7%
	TOTAL CDA BUSINESS CRIMES	.00	.00	-4,402.00	-2,525.60	.00	4,402.00	100.0%
	TOTAL REVENUES	-108,500.00	-108,500.00	-11,649.68	-3,250.36	.00	-96,850.32	
	TOTAL EXPENSES	108,500.00	108,500.00	7,247.68	724.76	.00	101,252.32	
163 CDA CONTRABAND								
000 UNDEFINED								
163 470000	INTEREST INCOME	-500.00	-500.00	-45.27	-10.57	.00	-454.73	9.1%*
163 489900	OTHER REVENUE	-76,000.00	-76,000.00	-61,693.43	-38,580.60	.00	-14,306.57	81.2%*
	TOTAL UNDEFINED	-76,500.00	-76,500.00	-61,738.70	-38,591.17	.00	-14,761.30	80.7%
040 DISTRICT ATTORNEY								
16304025 599900	OTHER CHARGES	76,500.00	76,500.00	24,124.46	1,702.49	.00	52,375.54	31.5%
	TOTAL DISTRICT ATTORNEY	76,500.00	76,500.00	24,124.46	1,702.49	.00	52,375.54	31.5%

04/09/2021 11:23
RScott

Lubbock County
BUDGET SUMMARIES REPORT
ACCOUNT SUMMARY MARCH 2021

P 67
glytddbud

FOR 2021 04

	ORIGINAL APPROP	REVISED BUDGET	YTD ACTUAL	MTD ACTUAL	ENCUMBRANCES	AVAILABLE BUDGET	PCT USED
TOTAL CDA CONTRABAND	.00	.00	-37,614.24	-36,888.68	.00	37,614.24	100.0%
TOTAL REVENUES	-76,500.00	-76,500.00	-61,738.70	-38,591.17	.00	-14,761.30	
TOTAL EXPENSES	76,500.00	76,500.00	24,124.46	1,702.49	.00	52,375.54	
<hr/>							
164 CDA SPATTF GRANT							
<hr/>							
000 UNDEFINED							
<hr/>							
164 420300 STATE GRANT REVENUE	-389,151.00	-389,151.00	-61,196.04	.00	.00	-327,954.96	15.7%*
164 420400 SPATTF REVENUE-FEDERAL	.00	.00	-3,151.95	.00	.00	3,151.95	100.0%
164 470010 INTEREST INCOME-PROGRAM	.00	.00	-7,659.53	-3.74	.00	7,659.53	100.0%
164 470100 INTEREST INCOME-FEDERAL	.00	.00	-1,814.44	-.60	.00	1,814.44	100.0%
164 480000 IN-KIND REVENUE	-177,217.00	-177,217.00	-67,767.50	-13,684.04	.00	-109,449.50	38.2%*
164 480520 SPATTF PROGRAM INCOME	.00	.00	-26,102.14	-1,680.00	.00	26,102.14	100.0%
164 801100 XFER FROM GENERAL FUND	-151,686.00	-151,686.00	-20,879.57	.00	.00	-130,806.43	13.8%*
TOTAL UNDEFINED	-718,054.00	-718,054.00	-188,571.17	-15,368.38	.00	-529,482.83	26.3%
<hr/>							
040 DISTRICT ATTORNEY							
<hr/>							
16404025 500600 STAFF EMPLOYEES	357,850.00	357,850.00	112,403.60	27,426.81	.00	245,446.40	31.4%
16404025 510100 FICA	22,909.00	22,909.00	6,619.29	1,615.78	.00	16,289.71	28.9%
16404025 510200 MEDICARE	5,387.00	5,387.00	1,548.11	377.91	.00	3,838.89	28.7%
16404025 510300 RETIREMENT	38,869.00	38,869.00	12,504.32	3,051.77	.00	26,364.68	32.2%
16404025 510400 GROUP HEALTH INSUR	39,870.00	39,870.00	12,547.23	3,060.30	.00	27,322.77	31.5%
16404025 510500 GROUP DENTAL INSUR	2,750.00	2,750.00	885.54	210.16	.00	1,864.46	32.2%
16404025 510600 LIFE INSURANCE	380.00	380.00	110.22	26.88	.00	269.78	29.0%
16404025 510700 UNEMPLOYMENT INSUR	265.00	265.00	89.94	21.95	.00	175.06	33.9%
16404025 510900 WORKER'S COMPENSAT	15,754.00	15,754.00	4,643.18	1,159.20	.00	11,110.82	29.5%
16404025 520100 SUPPLIES/OTH OPER	118,253.00	118,253.00	36,621.91	7,517.87	22,397.56	59,233.53	49.9%
16404025 550300 TRAVEL AND TRAININ	1,850.00	1,850.00	.00	.00	.00	1,850.00	.0%
16404025 562200 CONTRACT SERVICES	113,917.00	113,917.00	42,045.36	8,409.04	.00	71,871.64	36.9%
TOTAL DISTRICT ATTORNEY	718,054.00	718,054.00	230,018.70	52,877.67	22,397.56	465,637.74	35.2%
TOTAL CDA SPATTF GRANT	.00	.00	41,447.53	37,509.29	22,397.56	-63,845.09	100.0%
TOTAL REVENUES	-718,054.00	-718,054.00	-188,571.17	-15,368.38	.00	-529,482.83	
TOTAL EXPENSES	718,054.00	718,054.00	230,018.70	52,877.67	22,397.56	465,637.74	

166 CDA JAG GRANT

000 UNDEFINED

04/09/2021 11:23
RScott

Lubbock County
BUDGET SUMMARIES REPORT
ACCOUNT SUMMARY MARCH 2021

P 68
glytdbud

FOR 2021 04

166	CDA JAG GRANT	ORIGINAL APPROP	REVISED BUDGET	YTD ACTUAL	MTD ACTUAL	ENCUMBRANCES	AVAILABLE BUDGET	PCT USED
<hr/>								
166 422510	FEDERAL GRANT REVENUE-J	-78,465.00	-78,465.00	-69,677.92	.00	.00	-8,787.08	88.8%*
166 422800	FEDERAL GRANT REVENUE-J	-93,957.00	-93,957.00	-93,957.00	.00	.00	.00	100.0%
166 470020	INTEREST REVENUE JAG19	.00	.00	-143.29	-10.74	.00	143.29	100.0%
166 470300	INTEREST REVENUE-JAG18	.00	.00	-1,650.79	-8.08	.00	1,650.79	100.0%
TOTAL UNDEFINED		-172,422.00	-172,422.00	-165,429.00	-18.82	.00	-6,993.00	95.9%
040 DISTRICT ATTORNEY								
<hr/>								
16604025 599500	OTHER CHARGES-JAG1	93,957.00	93,957.00	.00	.00	.00	93,957.00	.0%
16604025 599600	OTHER CHARGES-JAG1	58,465.00	58,465.00	1,544.70	418.00	6,427.30	50,493.00	13.6%
16604025 640610	CAPITAL EQUIPMENT-	20,000.00	20,000.00	.00	.00	.00	20,000.00	.0%
TOTAL DISTRICT ATTORNEY		172,422.00	172,422.00	1,544.70	418.00	6,427.30	164,450.00	4.6%
TOTAL CDA JAG GRANT		.00	.00	-163,884.30	399.18	6,427.30	157,457.00	100.0%
TOTAL REVENUES		-172,422.00	-172,422.00	-165,429.00	-18.82	.00	-6,993.00	
TOTAL EXPENSES		172,422.00	172,422.00	1,544.70	418.00	6,427.30	164,450.00	
168 CDA Border Prosecution Unit								
<hr/>								
000 UNDEFINED								
<hr/>								
168 420100	GRANT REVENUE	-199,700.00	-199,700.00	.00	.00	.00	-199,700.00	.0%*
TOTAL UNDEFINED		-199,700.00	-199,700.00	.00	.00	.00	-199,700.00	.0%
040 DISTRICT ATTORNEY								
<hr/>								
16804025 500600	STAFF EMPLOYEES	154,058.00	154,058.00	.00	.00	.00	154,058.00	.0%
16804025 510100	FICA	9,552.00	9,552.00	.00	.00	.00	9,552.00	.0%
16804025 510200	MEDICARE	2,234.00	2,234.00	.00	.00	.00	2,234.00	.0%
16804025 510300	RETIREMENT	16,315.00	16,315.00	.00	.00	.00	16,315.00	.0%
16804025 510400	GROUP HEALTH INSUR	11,602.00	11,602.00	.00	.00	.00	11,602.00	.0%
16804025 510500	GROUP DENTAL INSUR	639.00	639.00	.00	.00	.00	639.00	.0%

04/09/2021 11:23
RScott

Lubbock County
BUDGET SUMMARIES REPORT
ACCOUNT SUMMARY MARCH 2021

P 69
glytddbud

FOR 2021 04

	ORIGINAL APPROP	REVISED BUDGET	YTD ACTUAL	MTD ACTUAL	ENCUMBRANCES	AVAILABLE BUDGET	PCT USED
<u>16804025 510600 LIFE INSURANCE</u>	46.00	46.00	.00	.00	.00	46.00	.0%
<u>16804025 510700 UNEMPLOYMENT INSUR</u>	138.00	138.00	.00	.00	.00	138.00	.0%
<u>16804025 510900 WORKER'S COMPENSAT</u>	416.00	416.00	.00	.00	.00	416.00	.0%
<u>16804025 520100 SUPPLIES/OTH OPER</u>	1,700.00	1,700.00	.00	.00	.00	1,700.00	.0%
<u>16804025 550300 TRAVEL AND TRAININ</u>	3,000.00	3,000.00	.00	.00	.00	3,000.00	.0%
TOTAL DISTRICT ATTORNEY	199,700.00	199,700.00	.00	.00	.00	199,700.00	.0%
TOTAL CDA Border Prosecution U	.00	.00	.00	.00	.00	.00	.0%
TOTAL REVENUES	-199,700.00	-199,700.00	.00	.00	.00	-199,700.00	
TOTAL EXPENSES	199,700.00	199,700.00	.00	.00	.00	199,700.00	
<hr/>							
171 CDA VOCA VICTIM ADV PROJECT							
<hr/>							
000 UNDEFINED							
<u>171 420300 STATE GRANT REVENUE</u>	-216,946.00	-216,946.00	-34,489.62	-8,426.05	.00	-182,456.38	15.9%*
<u>171 801100 XFER FROM GENERAL FUND</u>	-54,236.00	-54,236.00	-8,622.42	-2,106.52	.00	-45,613.58	15.9%*
TOTAL UNDEFINED	-271,182.00	-271,182.00	-43,112.04	-10,532.57	.00	-228,069.96	15.9%
<hr/>							
040 DISTRICT ATTORNEY							
<u>17104025 500600 STAFF EMPLOYEES</u>	191,580.00	191,580.00	30,311.67	7,407.74	.00	161,268.33	15.8%
<u>17104025 510100 FICA</u>	11,878.00	11,878.00	1,812.22	442.91	.00	10,065.78	15.3%
<u>17104025 510200 MEDICARE</u>	2,778.00	2,778.00	423.78	103.57	.00	2,354.22	15.3%
<u>17104025 510300 RETIREMENT</u>	20,288.00	20,288.00	3,367.64	823.00	.00	16,920.36	16.6%
<u>17104025 510400 GROUP HEALTH INSUR</u>	30,124.00	30,124.00	6,765.00	1,650.00	.00	23,359.00	22.5%
<u>17104025 510500 GROUP DENTAL INSUR</u>	1,660.00	1,660.00	288.89	70.46	.00	1,371.11	17.4%
<u>17104025 510600 LIFE INSURANCE</u>	120.00	120.00	36.74	8.96	.00	83.26	30.6%
<u>17104025 510700 UNEMPLOYMENT INSUR</u>	172.00	172.00	24.31	5.94	.00	147.69	14.1%
<u>17104025 510900 WORKER'S COMPENSAT</u>	582.00	582.00	81.79	19.99	.00	500.21	14.1%
<u>17104025 550300 TRAVEL AND TRAININ</u>	12,000.00	12,000.00	.00	.00	.00	12,000.00	.0%
TOTAL DISTRICT ATTORNEY	271,182.00	271,182.00	43,112.04	10,532.57	.00	228,069.96	15.9%
TOTAL CDA VOCA VICTIM ADV PROJ	.00	.00	.00	.00	.00	.00	.0%
TOTAL REVENUES	-271,182.00	-271,182.00	-43,112.04	-10,532.57	.00	-228,069.96	
TOTAL EXPENSES	271,182.00	271,182.00	43,112.04	10,532.57	.00	228,069.96	

201 GEN OB REFUNDING BOND SRS 2016

04/09/2021 11:23
RScott

Lubbock County
BUDGET SUMMARIES REPORT
ACCOUNT SUMMARY MARCH 2021

P 70
glytddbud

FOR 2021 04

201	GEN OB REFUNDING BOND SRS 2016	ORIGINAL APPROP	REVISED BUDGET	YTD ACTUAL	MTD ACTUAL	ENCUMBRANCES	AVAILABLE BUDGET	PCT USED
000 UNDEFINED								
201 400100	CURRENT AD VALOREM TAXE	-6,313,534.00	-6,313,534.00	-4,108,039.72	-1,493,574.23	.00	-2,205,494.28	65.1%*
201 400400	PEN & INT - CURRENT LEV	-25,885.00	-25,885.00	.00	.00	.00	-25,885.00	.0%*
201 400500	DELIO TAXES - PRIOR YEA	-38,513.00	-38,513.00	-11,992.26	-3,393.90	.00	-26,520.74	31.1%*
201 400600	PEN & INT - PRIOR YEARS	-19,571.00	-19,571.00	-5,782.95	-1,773.54	.00	-13,788.05	29.5%*
201 470000	INTEREST INCOME	-30,000.00	-30,000.00	-2,578.60	-820.63	.00	-27,421.40	8.6%*
TOTAL UNDEFINED		-6,427,503.00	-6,427,503.00	-4,128,393.53	-1,499,562.30	.00	-2,299,109.47	64.2%
200 DEBT SERVICE								
20120092 566100	DEBT SERVICE - PRI	5,065,000.00	5,065,000.00	.00	.00	5,065,000.00	.00	100.0%
20120092 566200	DEBT SERVICE - INT	1,362,503.00	1,362,503.00	318.00	318.00	672,375.00	689,810.00	49.4%
TOTAL DEBT SERVICE		6,427,503.00	6,427,503.00	318.00	318.00	5,737,375.00	689,810.00	89.3%
TOTAL GEN OB REFUNDING BOND SR		.00	.00	-4,128,075.53	-1,499,244.30	5,737,375.00	-1,609,299.47	100.0%
TOTAL REVENUES		-6,427,503.00	-6,427,503.00	-4,128,393.53	-1,499,562.30	.00	-2,299,109.47	
TOTAL EXPENSES		6,427,503.00	6,427,503.00	318.00	318.00	5,737,375.00	689,810.00	
202 UNLIMITED TAX ROAD BONDS								
000 UNDEFINED								
202 400100	CURRENT AD VALOREM TAXE	-1,376,380.00	-2,187,838.00	-908,033.82	-338,102.64	.00	-1,279,804.18	41.5%*
202 400400	PEN & INT - CURRENT LEV	-5,643.00	-5,643.00	.00	.00	.00	-5,643.00	.0%*
202 400500	DELIO TAXES - PRIOR YEA	-8,396.00	-8,396.00	-745.50	-210.98	.00	-7,650.50	8.9%*
202 400600	PEN & INT - PRIOR YEARS	-4,267.00	-4,267.00	-359.47	-110.25	.00	-3,907.53	8.4%*
202 470000	INTEREST INCOME	-1,000.00	-1,000.00	-648.46	-126.09	.00	-351.54	64.8%*
202 489900	OTHER REVENUE	.00	-2,290.00	-2,289.53	-2,289.53	.00	-.47	100.0%*
TOTAL UNDEFINED		-1,395,686.00	-2,209,434.00	-912,076.78	-340,839.49	.00	-1,297,357.22	41.3%
200 DEBT SERVICE								
20220092 566100	DEBT SERVICE - PRI	1,120,000.00	1,120,000.00	.00	.00	1,120,000.00	.00	100.0%

04/09/2021 11:23
RScott

Lubbock County
BUDGET SUMMARIES REPORT
ACCOUNT SUMMARY MARCH 2021

P 71
glytddbud

FOR 2021 04

	ORIGINAL APPROP	REVISED BUDGET	YTD ACTUAL	MTD ACTUAL	ENCUMBRANCES	AVAILABLE BUDGET	PCT USED
<u>20220092 566200 DEBT SERVICE - INT</u>	275,686.00	1,089,434.00	400.00	.00	130,775.00	958,259.00	12.0%
TOTAL DEBT SERVICE	1,395,686.00	2,209,434.00	400.00	.00	1,250,775.00	958,259.00	56.6%
TOTAL UNLIMITED TAX ROAD BONDS	.00	.00	-911,676.78	-340,839.49	1,250,775.00	-339,098.22	100.0%
TOTAL REVENUES	-1,395,686.00	-2,209,434.00	-912,076.78	-340,839.49	.00	-1,297,357.22	
TOTAL EXPENSES	1,395,686.00	2,209,434.00	400.00	.00	1,250,775.00	958,259.00	
<u>204 TAX NOTES, SERIES 2013</u>							
000 UNDEFINED							
<u>204 470000 INTEREST INCOME</u>	.00	.00	-209.43	-45.25	.00	209.43	100.0%
TOTAL UNDEFINED	.00	.00	-209.43	-45.25	.00	209.43	100.0%
TOTAL TAX NOTES, SERIES 2013	.00	.00	-209.43	-45.25	.00	209.43	100.0%
TOTAL REVENUES	.00	.00	-209.43	-45.25	.00	209.43	
<u>206 GEN OB REFUNDING BOND SRS 2013</u>							
000 UNDEFINED							
<u>206 400100 CURRENT AD VALOREM TAXE</u>	-878,329.00	-878,329.00	-571,564.77	-207,804.39	.00	-306,764.23	65.1%*
<u>206 400400 PEN & INT - CURRENT LEV</u>	-3,601.00	-3,601.00	.00	.00	.00	-3,601.00	.0%*
<u>206 400500 DELIQ TAXES - PRIOR YEA</u>	-5,358.00	-5,358.00	-3,013.98	-852.97	.00	-2,344.02	56.3%*
<u>206 400600 PEN & INT - PRIOR YEARS</u>	-2,723.00	-2,723.00	-1,453.41	-445.74	.00	-1,269.59	53.4%*
<u>206 470000 INTEREST INCOME</u>	-1,000.00	-1,000.00	-279.53	-107.77	.00	-720.47	28.0%*
TOTAL UNDEFINED	-891,011.00	-891,011.00	-576,311.69	-209,210.87	.00	-314,699.31	64.7%
<u>200 DEBT SERVICE</u>							
<u>20620092 566100 DEBT SERVICE - PRI</u>	635,000.00	635,000.00	397.53	397.53	634,602.47	.00	100.0%
<u>20620092 566200 DEBT SERVICE - INT</u>	256,011.00	256,011.00	102.47	102.47	163,572.53	92,336.00	63.9%
TOTAL DEBT SERVICE	891,011.00	891,011.00	500.00	500.00	798,175.00	92,336.00	89.6%

04/09/2021 11:23
RScott

Lubbock County
BUDGET SUMMARIES REPORT
ACCOUNT SUMMARY MARCH 2021

P 72
glytdbud

FOR 2021 04

	ORIGINAL APPROP	REVISED BUDGET	YTD ACTUAL	MTD ACTUAL	ENCUMBRANCES	AVAILABLE BUDGET	PCT USED
TOTAL GEN OB REFUNDING BOND SR	.00	.00	-575,811.69	-208,710.87	798,175.00	-222,363.31	100.0%
TOTAL REVENUES	-891,011.00	-891,011.00	-576,311.69	-209,210.87	.00	-314,699.31	
TOTAL EXPENSES	891,011.00	891,011.00	500.00	500.00	798,175.00	92,336.00	
208 SPECIAL TAX REVENUE BONDS 2020							
000 UNDEFINED							
<u>208 470000 INTEREST INCOME</u>	.00	.00	-79.67	-79.67	.00	79.67	100.0%
<u>208 807900 XFER FROM VENUE HOT STV</u>	-604,567.00	-604,567.00	-604,567.00	-604,567.00	.00	.00	100.0%
TOTAL UNDEFINED	-604,567.00	-604,567.00	-604,646.67	-604,646.67	.00	79.67	100.0%
200 DEBT SERVICE							
<u>20820092 566100 DEBT SERVICE - PRI</u>	400,000.00	400,000.00	.00	.00	.00	400,000.00	.0%
<u>20820092 566200 DEBT SERVICE - INT</u>	204,567.00	204,567.00	.00	.00	.00	204,567.00	.0%
TOTAL DEBT SERVICE	604,567.00	604,567.00	.00	.00	.00	604,567.00	.0%
TOTAL SPECIAL TAX REVENUE BOND	.00	.00	-604,646.67	-604,646.67	.00	604,646.67	100.0%
TOTAL REVENUES	-604,567.00	-604,567.00	-604,646.67	-604,646.67	.00	79.67	
TOTAL EXPENSES	604,567.00	604,567.00	.00	.00	.00	604,567.00	
301 MPO ROAD CONSTRUCTION							
000 UNDEFINED							
<u>301 421300 TRANSPORTATION IMPROVEM</u>	-1,721,096.00	-1,721,096.00	.00	-54,043.97	.00	-1,721,096.00	.0%*
<u>301 470000 INTEREST INCOME</u>	.00	.00	4.20	.00	.00	-4.20	100.0%*
TOTAL UNDEFINED	-1,721,096.00	-1,721,096.00	4.20	-54,043.97	.00	-1,721,100.20	.0%
300 CAPITAL PROJECTS							
<u>30130093 562200 CONTRACT SERVICES</u>	1,721,096.00	1,721,096.00	90,218.08	.00	1,619,781.92	11,096.00	99.4%

04/09/2021 11:23
RScott

Lubbock County
BUDGET SUMMARIES REPORT
ACCOUNT SUMMARY MARCH 2021

P 73
glytdbud

FOR 2021 04

	ORIGINAL APPROP	REVISED BUDGET	YTD ACTUAL	MTD ACTUAL	ENCUMBRANCES	AVAILABLE BUDGET	PCT USED
TOTAL CAPITAL PROJECTS	1,721,096.00	1,721,096.00	90,218.08	.00	1,619,781.92	11,096.00	99.4%
TOTAL MPO ROAD CONSTRUCTION	.00	.00	90,222.28	-54,043.97	1,619,781.92	-1,710,004.20	100.0%
TOTAL REVENUES	-1,721,096.00	-1,721,096.00	4.20	-54,043.97	.00	-1,721,100.20	
TOTAL EXPENSES	1,721,096.00	1,721,096.00	90,218.08	.00	1,619,781.92	11,096.00	
<hr/> 302 TAX ROAD BOND CONSTRUCTION <hr/>							
000 UNDEFINED <hr/>							
302 470000 INTEREST INCOME	-60,000.00	-60,000.00	-20,503.17	-6,025.41	.00	-39,496.83	34.2%*
302 485500 BOND PROCEEDS	-40,980,000.00	-40,980,000.00	-41,228,577.40	.00	.00	248,577.40	100.6%
302 489900 OTHER REVENUE	-5,051,727.00	-5,051,727.00	-6,403.69	.00	.00	-5,045,323.31	.1%*
TOTAL UNDEFINED	-46,091,727.00	-46,091,727.00	-41,255,484.26	-6,025.41	.00	-4,836,242.74	89.5%
<hr/> 300 CAPITAL PROJECTS <hr/>							
30230093 561400 PROFESSIONAL SERVI	46,091,727.00	46,091,727.00	255,000.00	.00	221,000.00	45,615,727.00	1.0%
TOTAL CAPITAL PROJECTS	46,091,727.00	46,091,727.00	255,000.00	.00	221,000.00	45,615,727.00	1.0%
TOTAL TAX ROAD BOND CONSTRUCTION	.00	.00	-41,000,484.26	-6,025.41	221,000.00	40,779,484.26	100.0%
TOTAL REVENUES	-46,091,727.00	-46,091,727.00	-41,255,484.26	-6,025.41	.00	-4,836,242.74	
TOTAL EXPENSES	46,091,727.00	46,091,727.00	255,000.00	.00	221,000.00	45,615,727.00	
<hr/> 307 CRTS RENOVATIONS #2 <hr/>							
000 UNDEFINED <hr/>							
307 470000 INTEREST INCOME	-3,000.00	-3,000.00	-340.88	-51.58	.00	-2,659.12	11.4%*
307 801100 XFER FROM GENERAL FUND	-1,958,000.00	-1,958,000.00	.00	.00	.00	-1,958,000.00	.0%*
TOTAL UNDEFINED	-1,961,000.00	-1,961,000.00	-340.88	-51.58	.00	-1,960,659.12	.0%
<hr/> 300 CAPITAL PROJECTS <hr/>							
30730093 561400 PROFESSIONAL SERVI	261,000.00	285,934.00	61,542.11	37,668.01	215,806.01	8,585.88	97.0%

04/09/2021 11:23
RScott

Lubbock County
BUDGET SUMMARIES REPORT
ACCOUNT SUMMARY MARCH 2021

P 74
glytbdud

FOR 2021 04

	ORIGINAL APPROP	REVISED BUDGET	YTD ACTUAL	MTD ACTUAL	ENCUMBRANCES	AVAILABLE BUDGET	PCT USED
<u>30730093 610000 BUILDINGS</u>	1,700,000.00	1,675,066.00	127,496.65	33,035.30	112,191.00	1,435,378.35	14.3%
TOTAL CAPITAL PROJECTS	1,961,000.00	1,961,000.00	189,038.76	70,703.31	327,997.01	1,443,964.23	26.4%
TOTAL CRTC RENOVATIONS #2	.00	.00	188,697.88	70,651.73	327,997.01	-516,694.89	100.0%
TOTAL REVENUES	-1,961,000.00	-1,961,000.00	-340.88	-51.58	.00	-1,960,659.12	
TOTAL EXPENSES	1,961,000.00	1,961,000.00	189,038.76	70,703.31	327,997.01	1,443,964.23	
<u>308 VENUE CAPITAL PROJECT</u>							
000 UNDEFINED							
<u>308 470000 INTEREST INCOME</u>	.00	.00	-2,892.90	-628.31	.00	2,892.90	100.0%
<u>308 736100 DRAW FROM RESERVES</u>	-5,000,000.00	-5,000,000.00	.00	.00	.00	-5,000,000.00	.0%*
TOTAL UNDEFINED	-5,000,000.00	-5,000,000.00	-2,892.90	-628.31	.00	-4,997,107.10	.1%
<u>300 CAPITAL PROJECTS</u>							
<u>30830093 561400 PROFESSIONAL SERVI</u>	.00	1,000,000.00	239,463.82	.00	.00	760,536.18	23.9%
<u>30830093 610000 BUILDINGS</u>	5,000,000.00	4,000,000.00	.00	.00	.00	4,000,000.00	.0%
TOTAL CAPITAL PROJECTS	5,000,000.00	5,000,000.00	239,463.82	.00	.00	4,760,536.18	4.8%
TOTAL VENUE CAPITAL PROJECT	.00	.00	236,570.92	-628.31	.00	-236,570.92	100.0%
TOTAL REVENUES	-5,000,000.00	-5,000,000.00	-2,892.90	-628.31	.00	-4,997,107.10	
TOTAL EXPENSES	5,000,000.00	5,000,000.00	239,463.82	.00	.00	4,760,536.18	
<u>401 EMPLOYEE HEALTH BENEFIT</u>							
000 UNDEFINED							
<u>401 470000 INTEREST INCOME</u>	-100,000.00	-100,000.00	-5,232.93	-1,020.50	.00	-94,767.07	5.2%*
<u>401 480600 INSURANCE REIMBURSEMENT</u>	-50,000.00	-50,000.00	.00	.00	.00	-50,000.00	.0%*
<u>401 483010 SURVIVOR SB872 INSURANC</u>	-4,000.00	-4,000.00	.00	.00	.00	-4,000.00	.0%*
<u>401 483100 COBRA INSURANCE PREMIUM</u>	-20,000.00	-20,000.00	-7,532.01	-3,408.33	.00	-12,467.99	37.7%*

04/09/2021 11:23
RScott

Lubbock County
BUDGET SUMMARIES REPORT
ACCOUNT SUMMARY MARCH 2021

P 75
glytddbud

FOR 2021 04

401	EMPLOYEE HEALTH BENEFIT	ORIGINAL APPROP	REVISED BUDGET	YTD ACTUAL	MTD ACTUAL	ENCUMBRANCES	AVAILABLE BUDGET	PCT USED
401 483200	RETIREE INSURANCE PREMI	-115,000.00	-115,000.00	-36,320.00	-24,649.90	.00	-78,680.00	31.6%*
401 484400	STOP LOSS REIMBURSEMENT	-250,000.00	-250,000.00	.00	.00	.00	-250,000.00	.0%*
401 485100	EMPLOYEE MEDICAL SHARE	-1,700,000.00	-1,700,000.00	-494,115.00	-126,095.00	.00	-1,205,885.00	29.1%*
401 485200	COUNTY MEDICAL SHARE	-10,614,000.00	-10,614,000.00	-2,983,414.43	-754,433.70	.00	-7,630,585.57	28.1%*
401 489900	OTHER REVENUE	-25,000.00	-25,000.00	.00	.00	.00	-25,000.00	.0%*
TOTAL UNDEFINED		-12,878,000.00	-12,878,000.00	-3,526,614.37	-909,607.43	.00	-9,351,385.63	27.4%
400 BENEFITS								
40140094 561400	PROFESSIONAL SERVI	75,000.00	75,000.00	30,000.00	.00	.00	45,000.00	40.0%
40140094 562200	CONTRACT SERVICES	705,000.00	705,000.00	173,850.99	46,199.70	528,520.81	2,628.20	99.6%
40140094 581510	EMPLOYEE HEALTH BE	10,603,000.00	10,603,000.00	3,712,111.20	1,094,445.10	6,540,366.80	350,522.00	96.7%
40140094 581600	HSA EMPLOYER CONTR	500,000.00	500,000.00	360,023.08	-500.00	.00	139,976.92	72.0%
40140094 581700	RETIREE HRA PAYMEN	195,000.00	195,000.00	69,563.30	18,054.02	.00	125,436.70	35.7%
40140094 581800	MEDICAL STOP LOSS	800,000.00	800,000.00	171,631.39	.00	457,368.61	171,000.00	78.6%
TOTAL BENEFITS		12,878,000.00	12,878,000.00	4,517,179.96	1,158,198.82	7,526,256.22	834,563.82	93.5%
TOTAL EMPLOYEE HEALTH BENEFIT		.00	.00	990,565.59	248,591.39	7,526,256.22	-8,516,821.81	100.0%
TOTAL REVENUES		-12,878,000.00	-12,878,000.00	-3,526,614.37	-909,607.43	.00	-9,351,385.63	
TOTAL EXPENSES		12,878,000.00	12,878,000.00	4,517,179.96	1,158,198.82	7,526,256.22	834,563.82	
403 WORKERS COMPENSATION								
000 UNDEFINED								
403 470000	INTEREST INCOME	-120,000.00	-120,000.00	-4,484.35	-1,003.37	.00	-115,515.65	3.7%*
403 480600	INSURANCE REIMBURSEMENT	-10,000.00	-10,000.00	-321.51	-321.51	.00	-9,678.49	3.2%*
403 485210	COUNTY W/C SHARE	-1,500,000.00	-1,500,000.00	-570,828.10	-125,587.92	.00	-929,171.90	38.1%*
403 489900	OTHER REVENUE	-500.00	-500.00	-5,456.70	.00	.00	4,956.70	1091.3%
TOTAL UNDEFINED		-1,630,500.00	-1,630,500.00	-581,090.66	-126,912.80	.00	-1,049,409.34	35.6%
400 BENEFITS								
40340094 520100	SUPPLIES/OTH OPER	500.00	500.00	.00	.00	.00	500.00	.0%

04/09/2021 11:23
RScott

Lubbock County
BUDGET SUMMARIES REPORT
ACCOUNT SUMMARY MARCH 2021

P 76
glytdbud

FOR 2021 04

	ORIGINAL APPROP	REVISED BUDGET	YTD ACTUAL	MTD ACTUAL	ENCUMBRANCES	AVAILABLE BUDGET	PCT USED
<u>40340094 562200 CONTRACT SERVICES</u>	100,000.00	100,000.00	1,389.00	662.00	56,611.00	42,000.00	58.0%
<u>40340094 580110 INSURANCE PREMIUM</u>	250,000.00	250,000.00	144,915.00	.00	.00	105,085.00	58.0%
<u>40340094 581520 WORKERS COMP CLAIM</u>	1,280,000.00	1,280,000.00	107,889.70	21,449.84	592,110.30	580,000.00	54.7%
TOTAL BENEFITS	1,630,500.00	1,630,500.00	254,193.70	22,111.84	648,721.30	727,585.00	55.4%
TOTAL WORKERS COMPENSATION	.00	.00	-326,896.96	-104,800.96	648,721.30	-321,824.34	100.0%
TOTAL REVENUES	-1,630,500.00	-1,630,500.00	-581,090.66	-126,912.80	.00	-1,049,409.34	
TOTAL EXPENSES	1,630,500.00	1,630,500.00	254,193.70	22,111.84	648,721.30	727,585.00	
GRAND TOTAL	.00	.00	-64,624,291.58	-14,534,730.66	34,908,034.29	29,716,257.29	100.0%

** END OF REPORT - Generated by Scott, Rhonda **

Budget Report

For Fiscal: 2020-2021 Period Ending 03/31/21

Group/Fund Summary

04/09/2021 11:25
RScott

Lubbock County
BUDGET SUMMARIES REPORT
GROUP SUMMARY MARCH 2021

P 1
glytdbud

FOR 2021 04

	ORIGINAL APPROP	REVISED BUDGET	YTD ACTUAL	MTD ACTUAL	ENCUMBRANCES	AVAILABLE BUDGET	PCT USED
011 GENERAL FUND							
000 UNDEFINED	-102,439,406.00	-104,303,969.00	-43,723,940.98	-14,014,941.44	.00	-60,580,028.02	41.9%
001 COMMISSIONERS' COURT	675,857.00	675,857.00	203,554.35	48,392.20	3,625.56	468,677.09	30.7%
002 COUNTY JUDGE	259,381.00	259,381.00	82,336.11	20,068.56	904.44	176,140.45	32.1%
003 COUNTY CLERK	1,431,271.00	1,431,271.00	429,678.19	89,073.40	8,432.65	993,160.16	30.6%
005 INFORMATION TECH SERVICES	10,090,655.00	10,090,655.00	4,366,348.38	289,374.62	288,370.74	5,435,935.88	46.1%
007 NON DEPARTMENTAL	5,751,690.00	7,492,551.00	769,798.14	63,251.88	1,203,693.24	5,519,059.62	26.3%
009 TREASURER	380,381.00	380,381.00	120,277.44	27,748.38	3,149.57	256,953.99	32.4%
010 TAX ASSESSOR/COLLECTOR	1,978,771.00	1,978,771.00	599,344.90	148,325.06	18,685.98	1,360,740.12	31.2%
011 PURCHASING	476,650.00	476,650.00	151,084.80	33,718.91	19,624.21	305,940.99	35.8%
012 AUDITOR	1,229,481.00	1,229,481.00	303,073.46	74,128.87	7,819.55	918,587.99	25.3%
013 HUMAN RESOURCES	801,550.00	801,550.00	238,570.99	51,028.57	113,190.03	449,788.98	43.9%
014 COURTS	4,456,906.00	4,456,906.00	1,284,584.71	317,121.82	33,176.89	3,139,144.40	29.6%
015 APPELLATE COURTS	23,604.00	23,604.00	7,221.28	1,761.28	.00	16,382.72	30.6%
023 DISTRICT CLERK	1,812,427.00	1,812,427.00	524,806.96	125,453.65	60,455.01	1,227,165.03	32.3%
030 JUDICIAL COMPLIANCE	387,204.00	387,204.00	102,323.62	17,885.59	3,188.79	281,691.59	27.2%
031 JUSTICE OF THE PEACE PCT 1	330,782.00	330,782.00	108,978.16	26,240.40	3,794.56	218,009.28	34.1%
032 JUSTICE OF THE PEACE PCT 2	312,352.00	312,352.00	90,894.32	22,171.66	3,418.00	218,039.68	30.2%
033 JUSTICE OF THE PEACE PCT 3	354,733.00	354,733.00	97,410.58	24,318.95	900.00	256,422.42	27.7%
034 JUSTICE OF THE PEACE PCT 4	333,900.00	333,900.00	112,185.65	27,252.87	1,982.54	219,731.81	34.2%
038 CENTRAL JURY	356,352.00	356,352.00	12,763.59	5,383.70	58,189.10	285,399.31	19.9%
039 JUDICIAL	6,573,530.00	6,610,108.00	3,078,268.02	213,707.87	2,008,003.84	1,523,836.14	76.9%
040 DISTRICT ATTORNEY	7,164,249.00	7,164,249.00	2,135,117.66	513,805.52	212,992.77	4,816,138.57	32.8%
041 CONSTABLE PCT 1	90,066.00	90,066.00	23,590.22	6,102.43	8,729.27	57,746.51	35.9%
042 CONSTABLE PCT 2	85,032.00	85,032.00	25,913.51	7,114.10	4,042.56	55,075.93	35.2%
043 CONSTABLE PCT 3	91,197.00	91,197.00	23,065.91	6,176.96	3,993.76	64,137.33	29.7%
044 CONSTABLE PCT 4	92,165.00	92,165.00	25,532.49	6,238.86	5,199.67	61,432.84	33.3%
045 MEDICAL EXAMINER	2,663,262.00	2,663,262.00	624,530.68	172,050.60	1,262,953.50	775,777.82	70.9%
046 SHERIFF	15,277,870.00	15,277,870.00	4,144,569.99	1,018,723.57	1,622,514.24	9,510,785.77	37.7%
047 DETENTION CENTER	26,949,898.00	26,949,898.00	8,195,795.61	2,017,674.01	1,642,151.48	17,111,950.91	36.5%
048 INMATE TRANSPORTATION	147,700.00	147,700.00	25,371.53	3,668.07	89,271.22	33,057.25	77.6%
049 PUBLIC SAFETY	1,594,829.00	1,694,829.00	781,399.17	207,180.00	310,610.00	602,819.83	64.4%
057 COMM SUPERVISION & CORRECT	10,265.00	10,265.00	1,031.35	216.10	1,998.65	7,235.00	29.5%
061 FACILITY MAINTENANCE	6,300,242.00	6,300,242.00	1,682,860.00	453,896.54	1,353,950.99	3,263,431.01	48.2%
064 S PLAINS AUTO THEFT TASK F	2,500.00	2,500.00	.00	.00	.00	2,500.00	.0%
067 SAFETY AND ENVIROMENTAL	.00	.00	776.45	.00	.00	-776.45	100.0%
068 GENERAL ASSISTANCE	513,209.00	513,209.00	121,427.70	27,844.83	1,419.49	390,361.81	23.9%
070 VETERAN'S AFFAIRS	61,944.00	61,944.00	20,756.17	5,062.48	.00	41,187.83	33.5%
072 TEXAS AgriLIFE EXT	385,567.00	385,567.00	74,032.80	17,182.78	52,150.69	259,383.51	32.7%
077 ELECTIONS	2,142,921.00	2,142,921.00	886,090.43	101,404.74	287,234.12	969,596.45	54.8%
089 LIBRARY SERVICES	237,105.00	237,105.00	.00	.00	4,560.00	232,545.00	1.9%

04/09/2021 11:25
RScott

Lubbock County
BUDGET SUMMARIES REPORT
GROUP SUMMARY MARCH 2021

P 2
glytbdud

FOR 2021 04

	ORIGINAL APPROP	REVISED BUDGET	YTD ACTUAL	MTD ACTUAL	ENCUMBRANCES	AVAILABLE BUDGET	PCT USED
090 PUBLIC WORKS	611,908.00	620,044.00	103,673.78	28,475.88	7,946.84	508,423.38	18.0%
TOTAL REVENUES	-115,335,963.00	-117,221,538.00	-51,695,318.82	-20,634,960.12	.00	-65,526,219.18	
TOTAL EXPENSES	115,335,963.00	117,242,550.00	39,550,416.94	12,839,244.39	10,712,323.95	66,979,809.11	
<hr/>							
020 CONSOLIDATED ROAD AND BRIDGE							
000 UNDEFINED	-10,135,018.00	-10,135,018.00	-5,076,933.86	-4,468,129.94	.00	-5,058,084.14	50.1%
190 CONSOLIDATED ROAD AND BRID	10,135,018.00	10,135,018.00	1,614,478.32	649,431.19	2,308,954.30	6,211,585.38	38.7%
TOTAL REVENUES	-10,135,018.00	-10,135,018.00	-5,076,933.86	-4,468,129.94	.00	-5,058,084.14	
TOTAL EXPENSES	10,135,018.00	10,135,018.00	1,614,478.32	649,431.19	2,308,954.30	6,211,585.38	
<hr/>							
031 PRECINCT 1 PARK							
000 UNDEFINED	-129,858.00	-129,858.00	26,382.51	73,037.80	100.00	-156,340.51	-20.4%
191 PRECINCT 1 PARK	129,858.00	129,858.00	28,157.10	7,636.54	9,223.64	92,477.26	28.8%
TOTAL REVENUES	-229,858.00	-229,858.00	-73,617.49	-26,962.20	100.00	-156,340.51	
TOTAL EXPENSES	229,858.00	229,858.00	128,157.10	107,636.54	9,223.64	92,477.26	
<hr/>							
032 SLATON/ROOSEVELT PARK							
000 UNDEFINED	-229,802.00	-229,802.00	-73,074.53	-26,699.09	.00	-156,727.47	31.8%
192 PRECINCT 2 PARK	229,802.00	229,802.00	29,912.50	7,415.51	12,168.93	187,720.57	18.3%
TOTAL REVENUES	-229,802.00	-229,802.00	-73,074.53	-26,699.09	.00	-156,727.47	
TOTAL EXPENSES	229,802.00	229,802.00	29,912.50	7,415.51	12,168.93	187,720.57	
<hr/>							
033 IDALOU/NEW DEAL PARK							
000 UNDEFINED	-123,560.00	-123,560.00	-73,276.79	-26,520.65	.00	-50,283.21	59.3%
193 PRECINCT 3 PARK	123,560.00	123,560.00	27,933.79	8,052.28	9,407.12	86,219.09	30.2%
TOTAL REVENUES	-123,560.00	-123,560.00	-73,276.79	-26,520.65	.00	-50,283.21	
TOTAL EXPENSES	123,560.00	123,560.00	27,933.79	8,052.28	9,407.12	86,219.09	
<hr/>							
034 SHALLOWATER PARK							

04/09/2021 11:25
RScott

Lubbock County
BUDGET SUMMARIES REPORT
GROUP SUMMARY MARCH 2021

P 3
glytdbud

FOR 2021 04

034	SHALLOWATER PARK	ORIGINAL APPROP	REVISED BUDGET	YTD ACTUAL	MTD ACTUAL	ENCUMBRANCES	AVAILABLE BUDGET	PCT USED
000	UNDEFINED	-261,227.00	-261,227.00	-73,437.56	-26,623.56	.00	-187,789.44	28.1%
194	PRECINCT 4 PARK	261,227.00	261,227.00	18,900.49	4,765.83	15,487.11	226,839.40	13.2%
	TOTAL REVENUES	-261,227.00	-261,227.00	-73,437.56	-26,623.56	.00	-187,789.44	
	TOTAL EXPENSES	261,227.00	261,227.00	18,900.49	4,765.83	15,487.11	226,839.40	
<hr/>								
041	PERMANENT IMPROVEMENT							
000	UNDEFINED	-5,566,588.00	-5,566,588.00	-3,684,166.85	-2,639,549.58	.00	-1,882,421.15	66.2%
061	FACILITY MAINTENANCE	5,566,588.00	5,566,588.00	1,012,074.87	336,513.65	2,699,480.51	1,855,032.62	66.7%
	TOTAL REVENUES	-5,566,588.00	-5,566,588.00	-3,684,166.85	-2,639,549.58	.00	-1,882,421.15	
	TOTAL EXPENSES	5,566,588.00	5,566,588.00	1,012,074.87	336,513.65	2,699,480.51	1,855,032.62	
<hr/>								
043	LCETRZ NO1 TAX INCREMENT FUND							
000	UNDEFINED	-703,090.00	-724,102.00	-167,197.72	-95.89	.00	-556,904.28	23.1%
090	PUBLIC WORKS	703,090.00	703,090.00	.00	.00	.00	703,090.00	.0%
	TOTAL REVENUES	-703,090.00	-724,102.00	-167,197.72	-95.89	.00	-556,904.28	
	TOTAL EXPENSES	703,090.00	703,090.00	.00	.00	.00	703,090.00	
<hr/>								
046	TJJD (P) JJAEP GRANT							
000	UNDEFINED	-80,000.00	-80,000.00	-17,582.50	-1,860.00	.00	-62,417.50	22.0%
051	JUVENILE PROBATION	80,000.00	80,000.00	.00	.00	.00	80,000.00	.0%
	TOTAL REVENUES	-80,000.00	-80,000.00	-17,582.50	-1,860.00	.00	-62,417.50	
	TOTAL EXPENSES	80,000.00	80,000.00	.00	.00	.00	80,000.00	
<hr/>								
047	TJJD (R) REG DIVERSION GRANT							
000	UNDEFINED	-15,628.00	-15,628.00	-12,793.98	.00	.00	-2,834.02	81.9%
051	JUVENILE PROBATION	15,628.00	15,628.00	12,421.34	12,421.34	.00	3,206.66	79.5%
	TOTAL REVENUES	-15,628.00	-15,628.00	-12,793.98	.00	.00	-2,834.02	
	TOTAL EXPENSES	15,628.00	15,628.00	12,421.34	12,421.34	.00	3,206.66	
<hr/>								
050	JUVENILE STAR PROGRAM							

04/09/2021 11:25
RScott

Lubbock County
BUDGET SUMMARIES REPORT
GROUP SUMMARY MARCH 2021

P 4
glytdbud

FOR 2021 04

050	JUVENILE STAR PROGRAM	ORIGINAL APPROP	REVISED BUDGET	YTD ACTUAL	MTD ACTUAL	ENCUMBRANCES	AVAILABLE BUDGET	PCT USED
000	UNDEFINED	-601,895.00	-601,895.00	-600,000.00	-600,000.00	.00	-1,895.00	99.7%
051	JUVENILE PROBATION	601,895.00	601,895.00	145,326.25	34,180.53	6,643.73	449,925.02	25.2%
	TOTAL REVENUES	-601,895.00	-601,895.00	-600,000.00	-600,000.00	.00	-1,895.00	
	TOTAL EXPENSES	601,895.00	601,895.00	145,326.25	34,180.53	6,643.73	449,925.02	
<hr/>								
051	JUVENILE PROBATION							
000	UNDEFINED	-2,346,800.00	-2,346,800.00	-756,520.25	-177,846.70	.00	-1,590,279.75	32.2%
051	JUVENILE PROBATION	2,346,800.00	2,346,800.00	583,126.23	140,562.64	155,497.16	1,608,176.61	31.5%
	TOTAL REVENUES	-7,268,579.00	-7,268,579.00	-1,410,966.64	-352,846.70	.00	-5,857,612.36	
	TOTAL EXPENSES	7,268,579.00	7,268,579.00	1,237,572.62	315,562.64	155,497.16	5,875,509.22	
<hr/>								
054	TJJD (A) JUV PROB COMM GRANT							
000	UNDEFINED	-2,060,335.00	-2,060,335.00	-740,011.32	-137,424.00	.00	-1,320,323.68	35.9%
051	JUVENILE PROBATION	2,060,335.00	2,060,335.00	443,510.84	105,940.12	89,905.25	1,526,918.91	25.9%
	TOTAL REVENUES	-2,060,335.00	-2,060,335.00	-740,011.32	-137,424.00	.00	-1,320,323.68	
	TOTAL EXPENSES	2,060,335.00	2,060,335.00	443,510.84	105,940.12	89,905.25	1,526,918.91	
<hr/>								
055	JUVENILE DETENTION							
000	UNDEFINED	-4,504,336.00	-4,504,336.00	-640,250.62	-48,235.00	.00	-3,864,085.38	14.2%
051	JUVENILE PROBATION	4,504,336.00	4,504,336.00	1,070,574.89	259,985.34	28,591.78	3,405,169.33	24.4%
	TOTAL REVENUES	-4,504,336.00	-4,504,336.00	-640,250.62	-48,235.00	.00	-3,864,085.38	
	TOTAL EXPENSES	4,504,336.00	4,504,336.00	1,070,574.89	259,985.34	28,591.78	3,405,169.33	
<hr/>								
057	JUVENILE FOOD SERVICE							
000	UNDEFINED	-382,238.00	-382,238.00	-74,231.49	-7,692.14	.00	-308,006.51	19.4%
051	JUVENILE PROBATION	382,238.00	382,238.00	100,141.81	23,646.35	132,848.33	149,247.86	61.0%
	TOTAL REVENUES	-382,238.00	-382,238.00	-74,231.49	-7,692.14	.00	-308,006.51	
	TOTAL EXPENSES	382,238.00	382,238.00	100,141.81	23,646.35	132,848.33	149,247.86	
<hr/>								
064	TJJD (E) TITLE IV E GRANT							

04/09/2021 11:25
RScott

Lubbock County
BUDGET SUMMARIES REPORT
GROUP SUMMARY MARCH 2021

P 5
glytdbud

FOR 2021 04

064	TJJD (E) TITLE IV E GRANT	ORIGINAL APPROP	REVISED BUDGET	YTD ACTUAL	MTD ACTUAL	ENCUMBRANCES	AVAILABLE BUDGET	PCT USED
000 UNDEFINED		-204,400.00	-204,400.00	-25,199.93	-3,084.67	.00	-179,200.07	12.3%
051 JUVENILE PROBATION		204,400.00	204,400.00	24,136.93	6,128.39	.00	180,263.07	11.8%
	TOTAL REVENUES	-204,400.00	-204,400.00	-25,199.93	-3,084.67	.00	-179,200.07	
	TOTAL EXPENSES	204,400.00	204,400.00	24,136.93	6,128.39	.00	180,263.07	
066 CJD RE ENTRY DRUG COURT GRANT								
000 UNDEFINED		-40,953.00	-40,953.00	-9,928.55	.00	.00	-31,024.45	24.2%
014 COURTS		40,953.00	40,953.00	13,028.73	3,100.18	1,426.32	26,497.95	35.3%
	TOTAL REVENUES	-40,953.00	-40,953.00	-9,928.55	.00	.00	-31,024.45	
	TOTAL EXPENSES	40,953.00	40,953.00	13,028.73	3,100.18	1,426.32	26,497.95	
067 CJD DWI COURT GRANT								
000 UNDEFINED		-36,612.00	-36,612.00	-6,127.27	.00	.00	-30,484.73	16.7%
014 COURTS		36,612.00	36,612.00	7,797.54	1,670.27	1,720.05	27,094.41	26.0%
	TOTAL REVENUES	-36,612.00	-36,612.00	-6,127.27	.00	.00	-30,484.73	
	TOTAL EXPENSES	36,612.00	36,612.00	7,797.54	1,670.27	1,720.05	27,094.41	
070 ON LINE ACCESS								
000 UNDEFINED		-185,000.00	-185,000.00	-24,606.61	-6,989.93	.00	-160,393.39	13.3%
014 COURTS		185,000.00	185,000.00	3,244.87	.00	419.72	181,335.41	2.0%
	TOTAL REVENUES	-185,000.00	-185,000.00	-24,606.61	-6,989.93	.00	-160,393.39	
	TOTAL EXPENSES	185,000.00	185,000.00	3,244.87	.00	419.72	181,335.41	
072 CJD DRUG COURT GRANT								
000 UNDEFINED		-48,991.00	-48,991.00	-4,488.43	.00	.00	-44,502.57	9.2%
014 COURTS		48,991.00	48,991.00	5,767.71	1,279.28	2,270.03	40,953.26	16.4%
	TOTAL REVENUES	-48,991.00	-48,991.00	-4,488.43	.00	.00	-44,502.57	
	TOTAL EXPENSES	48,991.00	48,991.00	5,767.71	1,279.28	2,270.03	40,953.26	
074 COUNTY DRUG COURT COURT COST								

04/09/2021 11:25
RScott

Lubbock County
BUDGET SUMMARIES REPORT
GROUP SUMMARY MARCH 2021

P 6
glytdbud

FOR 2021 04

074	COUNTY DRUG COURT COURT COST	ORIGINAL APPROP	REVISED BUDGET	YTD ACTUAL	MTD ACTUAL	ENCUMBRANCES	AVAILABLE BUDGET	PCT USED
000 UNDEFINED		-38,740.00	-38,740.00	-3,807.94	-32.31	.00	-34,932.06	9.8%
014 COURTS		38,740.00	38,740.00	.00	.00	500.00	38,240.00	1.3%
	TOTAL REVENUES	-38,740.00	-38,740.00	-3,807.94	-32.31	.00	-34,932.06	
	TOTAL EXPENSES	38,740.00	38,740.00	.00	.00	500.00	38,240.00	
075 DISPUTE RESOLUTION								
000 UNDEFINED		-342,950.00	-342,950.00	-93,675.73	-29,129.54	.00	-249,274.27	27.3%
075 DISPUTE RESOLUTION		342,950.00	342,950.00	117,839.30	31,350.05	7,835.43	217,275.27	36.6%
	TOTAL REVENUES	-342,950.00	-342,950.00	-100,474.08	-29,129.54	.00	-242,475.92	
	TOTAL EXPENSES	342,950.00	342,950.00	124,637.65	31,350.05	7,835.43	210,476.92	
076 USDA AG MEDIATION GRANT								
000 UNDEFINED		-420,000.00	-420,000.00	-24,886.17	.00	.00	-395,113.83	5.9%
076 USDA AG MEDIATION GRANT		420,000.00	420,000.00	33,607.71	8,093.41	449.95	385,942.34	8.1%
	TOTAL REVENUES	-420,000.00	-420,000.00	-24,886.17	.00	.00	-395,113.83	
	TOTAL EXPENSES	420,000.00	420,000.00	33,607.71	8,093.41	449.95	385,942.34	
077 DOMESTIC RELATIONS OFFICE								
000 UNDEFINED		-199,000.00	-199,000.00	-62,792.22	-15,965.76	.00	-136,207.78	31.6%
075 DISPUTE RESOLUTION		199,000.00	199,000.00	55,911.37	15,339.46	1,590.00	141,498.63	28.9%
	TOTAL REVENUES	-199,000.00	-199,000.00	-62,792.22	-15,965.76	.00	-136,207.78	
	TOTAL EXPENSES	199,000.00	199,000.00	55,911.37	15,339.46	1,590.00	141,498.63	
079 VENUE HOT & STVR TAX								
000 UNDEFINED		-1,515,433.00	-1,515,433.00	46,657.87	424,455.57	.00	-1,562,090.87	-3.1%
001 COMMISSIONERS' COURT		1,515,433.00	1,515,433.00	.00	.00	.00	1,515,433.00	.0%
	TOTAL REVENUES	-2,120,000.00	-2,120,000.00	-557,909.13	-180,111.43	.00	-1,562,090.87	
	TOTAL EXPENSES	2,120,000.00	2,120,000.00	604,567.00	604,567.00	.00	1,515,433.00	
081 LAW LIBRARY								

04/09/2021 11:25
RScott

Lubbock County
BUDGET SUMMARIES REPORT
GROUP SUMMARY MARCH 2021

P 7
glytdbud

FOR 2021 04

081	LAW LIBRARY	ORIGINAL APPROP	REVISED BUDGET	YTD ACTUAL	MTD ACTUAL	ENCUMBRANCES	AVAILABLE BUDGET	PCT USED
000	UNDEFINED	-198,905.00	-198,905.00	-82,176.11	-42,175.99	.00	-116,728.89	41.3%
081	LAW LIBRARY	198,905.00	198,905.00	92,679.37	11,841.18	50,062.22	56,163.41	71.8%
	TOTAL REVENUES	-198,905.00	-198,905.00	-82,176.11	-42,175.99	.00	-116,728.89	
	TOTAL EXPENSES	198,905.00	198,905.00	92,679.37	11,841.18	50,062.22	56,163.41	
<hr/>								
083	ELECTION SERVICES							
000	UNDEFINED	-769,775.00	-769,775.00	.00	.00	.00	-769,775.00	.0%
077	ELECTIONS	769,775.00	769,775.00	385,623.31	.00	104,755.53	279,396.16	63.7%
	TOTAL REVENUES	-769,775.00	-769,775.00	.00	.00	.00	-769,775.00	
	TOTAL EXPENSES	769,775.00	769,775.00	385,623.31	.00	104,755.53	279,396.16	
<hr/>								
084	HELP AMERICA VOTE ACT							
000	UNDEFINED	-200,000.00	-433,235.00	-171,206.72	.00	.00	-262,028.28	39.5%
077	ELECTIONS	200,000.00	433,235.00	54,685.36	.00	1,262.39	377,287.25	12.9%
	TOTAL REVENUES	-200,000.00	-433,235.00	-171,206.72	.00	.00	-262,028.28	
	TOTAL EXPENSES	200,000.00	433,235.00	54,685.36	.00	1,262.39	377,287.25	
<hr/>								
085	ELECTION ADMINISTRATION							
000	UNDEFINED	-67,700.00	-67,700.00	-85.23	-18.39	.00	-67,614.77	.1%
077	ELECTIONS	67,700.00	67,700.00	26,268.00	.00	.00	41,432.00	38.8%
	TOTAL REVENUES	-67,700.00	-67,700.00	-85.23	-18.39	.00	-67,614.77	
	TOTAL EXPENSES	67,700.00	67,700.00	26,268.00	.00	.00	41,432.00	
<hr/>								
086	ELECTION EQUIPMENT							
000	UNDEFINED	-85,500.00	-85,500.00	-117.34	-21.89	.00	-85,382.66	.1%
077	ELECTIONS	85,500.00	85,500.00	83,583.95	.00	.00	1,916.05	97.8%
	TOTAL REVENUES	-85,500.00	-85,500.00	-117.34	-21.89	.00	-85,382.66	
	TOTAL EXPENSES	85,500.00	85,500.00	83,583.95	.00	.00	1,916.05	
<hr/>								
090	DIST CLK RECORDS MGT. AND PRES							

04/09/2021 11:25
RScott

Lubbock County
BUDGET SUMMARIES REPORT
GROUP SUMMARY MARCH 2021

P 8
glytdbud

FOR 2021 04

090	DIST CLK RECORDS MGT. AND PRES	ORIGINAL APPROP	REVISED BUDGET	YTD ACTUAL	MTD ACTUAL	ENCUMBRANCES	AVAILABLE BUDGET	PCT USED
000	UNDEFINED	-41,701.00	-41,701.00	-5,971.34	-1,473.93	.00	-35,729.66	14.3%
023	DISTRICT CLERK	41,701.00	41,701.00	7,466.95	2,393.82	4,254.00	29,980.05	28.1%
	TOTAL REVENUES	-41,701.00	-41,701.00	-5,971.34	-1,473.93	.00	-35,729.66	
	TOTAL EXPENSES	41,701.00	41,701.00	7,466.95	2,393.82	4,254.00	29,980.05	
<hr/>								
091	CTY CLK RECORDS MGT. AND PRES							
000	UNDEFINED	-610,334.00	-610,334.00	-208,918.99	-56,492.27	.00	-401,415.01	34.2%
003	COUNTY CLERK	610,334.00	610,334.00	25,429.07	6,243.64	.00	584,904.93	4.2%
	TOTAL REVENUES	-610,334.00	-610,334.00	-208,918.99	-56,492.27	.00	-401,415.01	
	TOTAL EXPENSES	610,334.00	610,334.00	25,429.07	6,243.64	.00	584,904.93	
<hr/>								
092	CTY RECORDS MGT. AND PRES							
000	UNDEFINED	-82,948.00	-82,948.00	-14,414.05	-3,085.77	.00	-68,533.95	17.4%
001	COMMISSIONERS' COURT	82,948.00	82,948.00	23,229.44	5,567.92	.00	59,718.56	28.0%
	TOTAL REVENUES	-82,948.00	-82,948.00	-14,414.05	-3,085.77	.00	-68,533.95	
	TOTAL EXPENSES	82,948.00	82,948.00	23,229.44	5,567.92	.00	59,718.56	
<hr/>								
093	COURTHOUSE SECURITY							
000	UNDEFINED	-110,000.00	-110,000.00	-34,225.47	-8,171.84	.00	-75,774.53	31.1%
046	SHERIFF	110,000.00	110,000.00	35,615.14	8,068.47	1,056.33	73,328.53	33.3%
	TOTAL REVENUES	-110,000.00	-110,000.00	-34,225.47	-8,171.84	.00	-75,774.53	
	TOTAL EXPENSES	110,000.00	110,000.00	35,615.14	8,068.47	1,056.33	73,328.53	
<hr/>								
094	COURT RECORD PRESERVATION							
000	UNDEFINED	-50,500.00	-50,500.00	-16,378.52	-4,603.36	.00	-34,121.48	32.4%
001	COMMISSIONERS' COURT	50,500.00	50,500.00	.00	.00	500.00	50,000.00	1.0%
	TOTAL REVENUES	-50,500.00	-50,500.00	-16,378.52	-4,603.36	.00	-34,121.48	
	TOTAL EXPENSES	50,500.00	50,500.00	.00	.00	500.00	50,000.00	
<hr/>								
095	LOCAL TRUANCY PREVENT & DIVERS							

04/09/2021 11:25
RScott

Lubbock County
BUDGET SUMMARIES REPORT
GROUP SUMMARY MARCH 2021

P 9
glytdbud

FOR 2021 04

095	LOCAL TRUANCY PREVENT & DIVERS	ORIGINAL APPROP	REVISED BUDGET	YTD ACTUAL	MTD ACTUAL	ENCUMBRANCES	AVAILABLE BUDGET	PCT USED
000	UNDEFINED	-10,000.00	-10,000.00	-3,168.52	-1.65	.00	-6,831.48	31.7%
001	COMMISSIONERS' COURT	10,000.00	10,000.00	.00	.00	.00	10,000.00	.0%
	TOTAL REVENUES	-10,000.00	-10,000.00	-3,168.52	-1.65	.00	-6,831.48	
	TOTAL EXPENSES	10,000.00	10,000.00	.00	.00	.00	10,000.00	
096 HISTORICAL COMMISSION								
000	UNDEFINED	-6,350.00	-6,350.00	-5,758.92	-5,752.46	.00	-591.08	90.7%
001	COMMISSIONERS' COURT	6,350.00	6,350.00	544.50	544.50	.00	5,805.50	8.6%
	TOTAL REVENUES	-6,350.00	-6,350.00	-5,758.92	-5,752.46	.00	-591.08	
	TOTAL EXPENSES	6,350.00	6,350.00	544.50	544.50	.00	5,805.50	
097 CHILD ABUSE PREVENTION								
000	UNDEFINED	-325.00	-325.00	-12.82	-.47	.00	-312.18	3.9%
001	COMMISSIONERS' COURT	325.00	325.00	.00	.00	.00	325.00	.0%
	TOTAL REVENUES	-325.00	-325.00	-12.82	-.47	.00	-312.18	
	TOTAL EXPENSES	325.00	325.00	.00	.00	.00	325.00	
098 JUSTICE COURT TECHNOLOGY								
000	UNDEFINED	.00	.00	.00	3,162.19	.00	.00	.0%
	TOTAL REVENUES	.00	.00	.00	3,162.19	.00	.00	
099 CTY/DIST COURT TECHNOLOGY								
000	UNDEFINED	-10,000.00	-10,000.00	-765.01	-69.61	.00	-9,234.99	7.7%
001	COMMISSIONERS' COURT	10,000.00	10,000.00	.00	.00	.00	10,000.00	.0%
	TOTAL REVENUES	-10,000.00	-10,000.00	-765.01	-69.61	.00	-9,234.99	
	TOTAL EXPENSES	10,000.00	10,000.00	.00	.00	.00	10,000.00	
102 DIST COURT RECORDS TECHNOLOGY								
000	UNDEFINED	-64,250.00	-64,250.00	-11,292.93	-2,801.61	.00	-52,957.07	17.6%

04/09/2021 11:25
RScott

Lubbock County
BUDGET SUMMARIES REPORT
GROUP SUMMARY MARCH 2021

P 10
glytdbud

FOR 2021 04

	ORIGINAL APPROP	REVISED BUDGET	YTD ACTUAL	MTD ACTUAL	ENCUMBRANCES	AVAILABLE BUDGET	PCT USED
023 DISTRICT CLERK	64,250.00	64,250.00	.00	.00	.00	64,250.00	.0%
TOTAL REVENUES	-64,250.00	-64,250.00	-11,292.93	-2,801.61	.00	-52,957.07	
TOTAL EXPENSES	64,250.00	64,250.00	.00	.00	.00	64,250.00	
<hr/>							
103 COUNTY CLERK RECORDS ARCHIVES							
000 UNDEFINED	-1,460,000.00	-1,460,000.00	-207,222.03	-56,086.59	.00	-1,252,777.97	14.2%
003 COUNTY CLERK	1,460,000.00	1,460,000.00	6,843.25	2,653.20	36,156.75	1,417,000.00	2.9%
TOTAL REVENUES	-1,460,000.00	-1,460,000.00	-207,222.03	-56,086.59	.00	-1,252,777.97	
TOTAL EXPENSES	1,460,000.00	1,460,000.00	6,843.25	2,653.20	36,156.75	1,417,000.00	
<hr/>							
105 COMMUNITY/ECONOMIC DEV PRG							
000 UNDEFINED	-16,000.00	-16,000.00	-157.68	-34.09	.00	-15,842.32	1.0%
002 COUNTY JUDGE	16,000.00	16,000.00	.00	.00	.00	16,000.00	.0%
TOTAL REVENUES	-16,000.00	-16,000.00	-157.68	-34.09	.00	-15,842.32	
TOTAL EXPENSES	16,000.00	16,000.00	.00	.00	.00	16,000.00	
<hr/>							
108 JP1 JUSTICE COURT TECHNOLOGY							
000 UNDEFINED	-58,153.00	-58,153.00	-1,325.42	-1,287.67	.00	-56,827.58	2.3%
001 COMMISSIONERS' COURT	58,153.00	58,153.00	270.88	135.44	2,729.12	55,153.00	5.2%
TOTAL REVENUES	-58,153.00	-58,153.00	-1,325.42	-1,287.67	.00	-56,827.58	
TOTAL EXPENSES	58,153.00	58,153.00	270.88	135.44	2,729.12	55,153.00	
<hr/>							
109 JP2 JUSTICE COURT TECHNOLOGY							
000 UNDEFINED	-47,812.00	-47,812.00	-604.46	-552.90	.00	-47,207.54	1.3%
001 COMMISSIONERS' COURT	47,812.00	47,812.00	.00	.00	.00	47,812.00	.0%
TOTAL REVENUES	-47,812.00	-47,812.00	-604.46	-552.90	.00	-47,207.54	
TOTAL EXPENSES	47,812.00	47,812.00	.00	.00	.00	47,812.00	
<hr/>							
110 JP3 JUSTICE COURT TECHNOLOGY							

04/09/2021 11:25
RScott

Lubbock County
BUDGET SUMMARIES REPORT
GROUP SUMMARY MARCH 2021

P 11
glytdbud

FOR 2021 04

110	JP3 JUSTICE COURT TECHNOLOGY	ORIGINAL APPROP	REVISED BUDGET	YTD ACTUAL	MTD ACTUAL	ENCUMBRANCES	AVAILABLE BUDGET	PCT USED
000	UNDEFINED	-8,100.00	-8,100.00	-510.20	-494.88	.00	-7,589.80	6.3%
001	COMMISSIONERS' COURT	8,100.00	8,100.00	1,357.23	409.23	274.51	6,468.26	20.1%
	TOTAL REVENUES	-8,100.00	-8,100.00	-510.20	-494.88	.00	-7,589.80	
	TOTAL EXPENSES	8,100.00	8,100.00	1,357.23	409.23	274.51	6,468.26	
<hr/>								
111	JP4 JUSTICE COURT TECHNOLOGY							
000	UNDEFINED	-8,500.00	-8,500.00	-1,140.53	-1,094.12	.00	-7,359.47	13.4%
001	COMMISSIONERS' COURT	8,500.00	8,500.00	3,441.60	3,441.60	904.87	4,153.53	51.1%
	TOTAL REVENUES	-8,500.00	-8,500.00	-1,140.53	-1,094.12	.00	-7,359.47	
	TOTAL EXPENSES	8,500.00	8,500.00	3,441.60	3,441.60	904.87	4,153.53	
<hr/>								
113	REGIONAL PUBLIC DEFENDER GRANT							
000	UNDEFINED	-6,390,670.00	-6,390,670.00	-2,815,646.60	-22,599.33	.00	-3,575,023.40	44.1%
113	REGIONAL PUBLIC DEFENDER	6,390,670.00	6,390,670.00	3,467,450.36	2,123,792.62	19,447.23	2,903,772.41	54.6%
	TOTAL REVENUES	-6,390,670.00	-6,390,670.00	-2,815,646.60	-22,599.33	.00	-3,575,023.40	
	TOTAL EXPENSES	6,390,670.00	6,390,670.00	3,467,450.36	2,123,792.62	19,447.23	2,903,772.41	
<hr/>								
122	SHERIFF CONTRABAND							
000	UNDEFINED	-363,500.00	-363,500.00	-92,007.23	-41,794.80	.00	-271,492.77	25.3%
046	SHERIFF	363,500.00	363,500.00	41,226.40	16,123.80	.00	322,273.60	11.3%
	TOTAL REVENUES	-363,500.00	-363,500.00	-92,007.23	-41,794.80	.00	-271,492.77	
	TOTAL EXPENSES	363,500.00	363,500.00	41,226.40	16,123.80	.00	322,273.60	
<hr/>								
124	INMATE SUPPLY							
000	UNDEFINED	-864,000.00	-864,000.00	-337,875.95	-86,462.72	.00	-526,124.05	39.1%
047	DETENTION CENTER	864,000.00	864,000.00	357,727.24	58,453.12	.00	506,272.76	41.4%
	TOTAL REVENUES	-864,000.00	-864,000.00	-337,875.95	-86,462.72	.00	-526,124.05	
	TOTAL EXPENSES	864,000.00	864,000.00	357,727.24	58,453.12	.00	506,272.76	
<hr/>								
126	VINE GRANT							

04/09/2021 11:25
RScott

Lubbock County
BUDGET SUMMARIES REPORT
GROUP SUMMARY MARCH 2021

P 12
glytdbud

FOR 2021 04

126	VINE GRANT	ORIGINAL APPROP	REVISED BUDGET	YTD ACTUAL	MTD ACTUAL	ENCUMBRANCES	AVAILABLE BUDGET	PCT USED
000	UNDEFINED	-30,171.00	-30,171.00	-7,530.63	.00	.00	-22,640.37	25.0%
046	SHERIFF	30,171.00	30,171.00	7,530.63	.00	22,639.69	.68	100.0%
	TOTAL REVENUES	-30,171.00	-30,171.00	-7,530.63	.00	.00	-22,640.37	
	TOTAL EXPENSES	30,171.00	30,171.00	7,530.63	.00	22,639.69	.68	
128 HOMELAND SECURITY GRANT								
000	UNDEFINED	-135,962.00	-293,083.00	-121,036.00	-111,436.00	.00	-172,047.00	41.3%
046	SHERIFF	135,962.00	293,083.00	9,600.00	.00	139,514.35	143,968.65	50.9%
	TOTAL REVENUES	-135,962.00	-293,083.00	-121,036.00	-111,436.00	.00	-172,047.00	
	TOTAL EXPENSES	135,962.00	293,083.00	9,600.00	.00	139,514.35	143,968.65	
142 LEOSE SHERIFF								
000	UNDEFINED	-120,688.00	-120,688.00	-81.71	-17.74	.00	-120,606.29	.1%
046	SHERIFF	120,688.00	120,688.00	.00	.00	.00	120,688.00	.0%
	TOTAL REVENUES	-120,688.00	-120,688.00	-81.71	-17.74	.00	-120,606.29	
	TOTAL EXPENSES	120,688.00	120,688.00	.00	.00	.00	120,688.00	
145 SHERIFF COMMISSARY SALARY								
000	UNDEFINED	-656,701.00	-656,701.00	-151,288.51	-25,662.79	.00	-505,412.49	23.0%
047	DETENTION CENTER	656,701.00	656,701.00	211,211.55	52,468.16	.00	445,489.45	32.2%
	TOTAL REVENUES	-656,701.00	-656,701.00	-151,288.51	-25,662.79	.00	-505,412.49	
	TOTAL EXPENSES	656,701.00	656,701.00	211,211.55	52,468.16	.00	445,489.45	
148 MAT RE-ENTRY PROGRAM								
000	UNDEFINED	-219,984.00	-219,984.00	.00	.00	.00	-219,984.00	.0%
046	SHERIFF	219,984.00	219,984.00	.00	.00	27,848.06	192,135.94	12.7%
	TOTAL REVENUES	-219,984.00	-219,984.00	.00	.00	.00	-219,984.00	
	TOTAL EXPENSES	219,984.00	219,984.00	.00	.00	27,848.06	192,135.94	
150 TAG GRANT								

04/09/2021 11:25
RScott

Lubbock County
BUDGET SUMMARIES REPORT
GROUP SUMMARY MARCH 2021

P 13
glytdbud

FOR 2021 04

150	TAG GRANT	ORIGINAL APPROP	REVISED BUDGET	YTD ACTUAL	MTD ACTUAL	ENCUMBRANCES	AVAILABLE BUDGET	PCT USED
000	UNDEFINED	-1,002,028.00	-1,002,028.00	-184,260.63	-42,356.72	.00	-817,767.37	18.4%
046	SHERIFF	1,002,028.00	1,002,028.00	184,260.63	42,356.72	140,879.62	676,887.75	32.4%
	TOTAL REVENUES	-1,002,028.00	-1,002,028.00	-184,260.63	-42,356.72	.00	-817,767.37	
	TOTAL EXPENSES	1,002,028.00	1,002,028.00	184,260.63	42,356.72	140,879.62	676,887.75	
<hr/>								
152 JMHCP GRANT								
000	UNDEFINED	.00	-155,153.00	.00	.00	.00	-155,153.00	.0%
046	SHERIFF	.00	155,153.00	.00	.00	.00	155,153.00	.0%
	TOTAL REVENUES	.00	-155,153.00	.00	.00	.00	-155,153.00	
	TOTAL EXPENSES	.00	155,153.00	.00	.00	.00	155,153.00	
<hr/>								
161 CDA BUSINESS CRIMES								
000	UNDEFINED	-108,500.00	-108,500.00	-11,649.68	-3,250.36	.00	-96,850.32	10.7%
040	DISTRICT ATTORNEY	108,500.00	108,500.00	7,247.68	724.76	.00	101,252.32	6.7%
	TOTAL REVENUES	-108,500.00	-108,500.00	-11,649.68	-3,250.36	.00	-96,850.32	
	TOTAL EXPENSES	108,500.00	108,500.00	7,247.68	724.76	.00	101,252.32	
<hr/>								
163 CDA CONTRABAND								
000	UNDEFINED	-76,500.00	-76,500.00	-61,738.70	-38,591.17	.00	-14,761.30	80.7%
040	DISTRICT ATTORNEY	76,500.00	76,500.00	24,124.46	1,702.49	.00	52,375.54	31.5%
	TOTAL REVENUES	-76,500.00	-76,500.00	-61,738.70	-38,591.17	.00	-14,761.30	
	TOTAL EXPENSES	76,500.00	76,500.00	24,124.46	1,702.49	.00	52,375.54	
<hr/>								
164 CDA SPATTF GRANT								
000	UNDEFINED	-718,054.00	-718,054.00	-188,571.17	-15,368.38	.00	-529,482.83	26.3%
040	DISTRICT ATTORNEY	718,054.00	718,054.00	230,018.70	52,877.67	22,397.56	465,637.74	35.2%
	TOTAL REVENUES	-718,054.00	-718,054.00	-188,571.17	-15,368.38	.00	-529,482.83	
	TOTAL EXPENSES	718,054.00	718,054.00	230,018.70	52,877.67	22,397.56	465,637.74	
<hr/>								
166 CDA JAG GRANT								

04/09/2021 11:25
RScott

Lubbock County
BUDGET SUMMARIES REPORT
GROUP SUMMARY MARCH 2021

P 14
glytbdud

FOR 2021 04

166	CDA JAG GRANT	ORIGINAL APPROP	REVISED BUDGET	YTD ACTUAL	MTD ACTUAL	ENCUMBRANCES	AVAILABLE BUDGET	PCT USED
000	UNDEFINED	-172,422.00	-172,422.00	-165,429.00	-18.82	.00	-6,993.00	95.9%
040	DISTRICT ATTORNEY	172,422.00	172,422.00	1,544.70	418.00	6,427.30	164,450.00	4.6%
	TOTAL REVENUES	-172,422.00	-172,422.00	-165,429.00	-18.82	.00	-6,993.00	
	TOTAL EXPENSES	172,422.00	172,422.00	1,544.70	418.00	6,427.30	164,450.00	
168 CDA Border Prosecution Unit								
000	UNDEFINED	-199,700.00	-199,700.00	.00	.00	.00	-199,700.00	.0%
040	DISTRICT ATTORNEY	199,700.00	199,700.00	.00	.00	.00	199,700.00	.0%
	TOTAL REVENUES	-199,700.00	-199,700.00	.00	.00	.00	-199,700.00	
	TOTAL EXPENSES	199,700.00	199,700.00	.00	.00	.00	199,700.00	
171 CDA VOCA VICTIM ADV PROJECT								
000	UNDEFINED	-271,182.00	-271,182.00	-43,112.04	-10,532.57	.00	-228,069.96	15.9%
040	DISTRICT ATTORNEY	271,182.00	271,182.00	43,112.04	10,532.57	.00	228,069.96	15.9%
	TOTAL REVENUES	-271,182.00	-271,182.00	-43,112.04	-10,532.57	.00	-228,069.96	
	TOTAL EXPENSES	271,182.00	271,182.00	43,112.04	10,532.57	.00	228,069.96	
201 GEN OB REFUNDING BOND SRS 2016								
000	UNDEFINED	-6,427,503.00	-6,427,503.00	-4,128,393.53	-1,499,562.30	.00	-2,299,109.47	64.2%
200	DEBT SERVICE	6,427,503.00	6,427,503.00	318.00	318.00	5,737,375.00	689,810.00	89.3%
	TOTAL REVENUES	-6,427,503.00	-6,427,503.00	-4,128,393.53	-1,499,562.30	.00	-2,299,109.47	
	TOTAL EXPENSES	6,427,503.00	6,427,503.00	318.00	318.00	5,737,375.00	689,810.00	
202 UNLIMITED TAX ROAD BONDS								
000	UNDEFINED	-1,395,686.00	-2,209,434.00	-912,076.78	-340,839.49	.00	-1,297,357.22	41.3%
200	DEBT SERVICE	1,395,686.00	2,209,434.00	400.00	.00	1,250,775.00	958,259.00	56.6%
	TOTAL REVENUES	-1,395,686.00	-2,209,434.00	-912,076.78	-340,839.49	.00	-1,297,357.22	
	TOTAL EXPENSES	1,395,686.00	2,209,434.00	400.00	.00	1,250,775.00	958,259.00	
204 TAX NOTES, SERIES 2013								

04/09/2021 11:25
RScott

Lubbock County
BUDGET SUMMARIES REPORT
GROUP SUMMARY MARCH 2021

P 15
glytbdud

FOR 2021 04

204	TAX NOTES, SERIES 2013	ORIGINAL APPROP	REVISED BUDGET	YTD ACTUAL	MTD ACTUAL	ENCUMBRANCES	AVAILABLE BUDGET	PCT USED
000	UNDEFINED	.00	.00	-209.43	-45.25	.00	209.43	100.0%
	TOTAL REVENUES	.00	.00	-209.43	-45.25	.00	209.43	
206 GEN OB REFUNDING BOND SRS 2013								
000	UNDEFINED	-891,011.00	-891,011.00	-576,311.69	-209,210.87	.00	-314,699.31	64.7%
200	DEBT SERVICE	891,011.00	891,011.00	500.00	500.00	798,175.00	92,336.00	89.6%
	TOTAL REVENUES	-891,011.00	-891,011.00	-576,311.69	-209,210.87	.00	-314,699.31	
	TOTAL EXPENSES	891,011.00	891,011.00	500.00	500.00	798,175.00	92,336.00	
208 SPECIAL TAX REVENUE BONDS 2020								
000	UNDEFINED	-604,567.00	-604,567.00	-604,646.67	-604,646.67	.00	79.67	100.0%
200	DEBT SERVICE	604,567.00	604,567.00	.00	.00	.00	604,567.00	.0%
	TOTAL REVENUES	-604,567.00	-604,567.00	-604,646.67	-604,646.67	.00	79.67	
	TOTAL EXPENSES	604,567.00	604,567.00	.00	.00	.00	604,567.00	
301 MPO ROAD CONSTRUCTION								
000	UNDEFINED	-1,721,096.00	-1,721,096.00	4.20	-54,043.97	.00	-1,721,100.20	.0%
300	CAPITAL PROJECTS	1,721,096.00	1,721,096.00	90,218.08	.00	1,619,781.92	11,096.00	99.4%
	TOTAL REVENUES	-1,721,096.00	-1,721,096.00	4.20	-54,043.97	.00	-1,721,100.20	
	TOTAL EXPENSES	1,721,096.00	1,721,096.00	90,218.08	.00	1,619,781.92	11,096.00	
302 TAX ROAD BOND CONSTRUCTION								
000	UNDEFINED	-46,091,727.00	-46,091,727.00	-41,255,484.26	-6,025.41	.00	-4,836,242.74	89.5%
300	CAPITAL PROJECTS	46,091,727.00	46,091,727.00	255,000.00	.00	221,000.00	45,615,727.00	1.0%
	TOTAL REVENUES	-46,091,727.00	-46,091,727.00	-41,255,484.26	-6,025.41	.00	-4,836,242.74	
	TOTAL EXPENSES	46,091,727.00	46,091,727.00	255,000.00	.00	221,000.00	45,615,727.00	
307 CRTC RENOVATIONS #2								
000	UNDEFINED	-1,961,000.00	-1,961,000.00	-340.88	-51.58	.00	-1,960,659.12	.0%

04/09/2021 11:25
RScott

Lubbock County
BUDGET SUMMARIES REPORT
GROUP SUMMARY MARCH 2021

P 16
glytdbud

FOR 2021 04

	ORIGINAL APPROP	REVISED BUDGET	YTD ACTUAL	MTD ACTUAL	ENCUMBRANCES	AVAILABLE BUDGET	PCT USED
300 CAPITAL PROJECTS	1,961,000.00	1,961,000.00	189,038.76	70,703.31	327,997.01	1,443,964.23	26.4%
TOTAL REVENUES	-1,961,000.00	-1,961,000.00	-340.88	-51.58	.00	-1,960,659.12	
TOTAL EXPENSES	1,961,000.00	1,961,000.00	189,038.76	70,703.31	327,997.01	1,443,964.23	
<hr/>							
308 VENUE CAPITAL PROJECT							
000 UNDEFINED	-5,000,000.00	-5,000,000.00	-2,892.90	-628.31	.00	-4,997,107.10	.1%
300 CAPITAL PROJECTS	5,000,000.00	5,000,000.00	239,463.82	.00	.00	4,760,536.18	4.8%
TOTAL REVENUES	-5,000,000.00	-5,000,000.00	-2,892.90	-628.31	.00	-4,997,107.10	
TOTAL EXPENSES	5,000,000.00	5,000,000.00	239,463.82	.00	.00	4,760,536.18	
<hr/>							
401 EMPLOYEE HEALTH BENEFIT							
000 UNDEFINED	-12,878,000.00	-12,878,000.00	-3,526,614.37	-909,607.43	.00	-9,351,385.63	27.4%
400 BENEFITS	12,878,000.00	12,878,000.00	4,517,179.96	1,158,198.82	7,526,256.22	834,563.82	93.5%
TOTAL REVENUES	-12,878,000.00	-12,878,000.00	-3,526,614.37	-909,607.43	.00	-9,351,385.63	
TOTAL EXPENSES	12,878,000.00	12,878,000.00	4,517,179.96	1,158,198.82	7,526,256.22	834,563.82	
<hr/>							
403 WORKERS COMPENSATION							
000 UNDEFINED	-1,630,500.00	-1,630,500.00	-581,090.66	-126,912.80	.00	-1,049,409.34	35.6%
400 BENEFITS	1,630,500.00	1,630,500.00	254,193.70	22,111.84	648,721.30	727,585.00	55.4%
TOTAL REVENUES	-1,630,500.00	-1,630,500.00	-581,090.66	-126,912.80	.00	-1,049,409.34	
TOTAL EXPENSES	1,630,500.00	1,630,500.00	254,193.70	22,111.84	648,721.30	727,585.00	
GRAND TOTAL	.00	.00	-64,624,291.58	-14,534,730.66	34,908,034.29	29,716,257.29	100.0%

** END OF REPORT - Generated by Scott, Rhonda **

04/09/2021 11:26
RScott

Lubbock County
BUDGET SUMMARIES REPORT
FUND SUMMARY MARCH 2021

P 1
glytddb

FOR 2021 04

	ORIGINAL APPROP	REVISED BUDGET	YTD ACTUAL	MTD ACTUAL	ENCUMBRANCES	AVAILABLE BUDGET	PCT USED
011 GENERAL FUND	.00	21,012.00	-12,144,901.88	-7,795,715.73	10,712,323.95	1,453,589.93	-6817.9%
TOTAL REVENUES	-115,335,963.00	-117,221,538.00	-51,695,318.82	-20,634,960.12	.00	-65,526,219.18	
TOTAL EXPENSES	115,335,963.00	117,242,550.00	39,550,416.94	12,839,244.39	10,712,323.95	66,979,809.11	
020 CONSOLIDATED ROAD AND BRID	.00	.00	-3,462,455.54	-3,818,698.75	2,308,954.30	1,153,501.24	100.0%
TOTAL REVENUES	-10,135,018.00	-10,135,018.00	-5,076,933.86	-4,468,129.94	.00	-5,058,084.14	
TOTAL EXPENSES	10,135,018.00	10,135,018.00	1,614,478.32	649,431.19	2,308,954.30	6,211,585.38	
031 PRECINCT 1 PARK	.00	.00	54,539.61	80,674.34	9,323.64	-63,863.25	100.0%
TOTAL REVENUES	-229,858.00	-229,858.00	-73,617.49	-26,962.20	100.00	-156,340.51	
TOTAL EXPENSES	229,858.00	229,858.00	128,157.10	107,636.54	9,223.64	92,477.26	
032 SLATON/ROOSEVELT PARK	.00	.00	-43,162.03	-19,283.58	12,168.93	30,993.10	100.0%
TOTAL REVENUES	-229,802.00	-229,802.00	-73,074.53	-26,699.09	.00	-156,727.47	
TOTAL EXPENSES	229,802.00	229,802.00	29,912.50	7,415.51	12,168.93	187,720.57	
033 IDALOU/NEW DEAL PARK	.00	.00	-45,343.00	-18,468.37	9,407.12	35,935.88	100.0%
TOTAL REVENUES	-123,560.00	-123,560.00	-73,276.79	-26,520.65	.00	-50,283.21	
TOTAL EXPENSES	123,560.00	123,560.00	27,933.79	8,052.28	9,407.12	86,219.09	
034 SHALLOWATER PARK	.00	.00	-54,537.07	-21,857.73	15,487.11	39,049.96	100.0%
TOTAL REVENUES	-261,227.00	-261,227.00	-73,437.56	-26,623.56	.00	-187,789.44	
TOTAL EXPENSES	261,227.00	261,227.00	18,900.49	4,765.83	15,487.11	226,839.40	
041 PERMANENT IMPROVEMENT	.00	.00	-2,672,091.98	-2,303,035.93	2,699,480.51	-27,388.53	100.0%
TOTAL REVENUES	-5,566,588.00	-5,566,588.00	-3,684,166.85	-2,639,549.58	.00	-1,882,421.15	
TOTAL EXPENSES	5,566,588.00	5,566,588.00	1,012,074.87	336,513.65	2,699,480.51	1,855,032.62	
043 LCETRZ NO1 TAX INCREMENT F	.00	-21,012.00	-167,197.72	-95.89	.00	146,185.72	795.7%
TOTAL REVENUES	-703,090.00	-724,102.00	-167,197.72	-95.89	.00	-556,904.28	
TOTAL EXPENSES	703,090.00	703,090.00	.00	.00	.00	703,090.00	
046 TJJD (P) JJAEP GRANT	.00	.00	-17,582.50	-1,860.00	.00	17,582.50	100.0%
TOTAL REVENUES	-80,000.00	-80,000.00	-17,582.50	-1,860.00	.00	-62,417.50	
TOTAL EXPENSES	80,000.00	80,000.00	.00	.00	.00	80,000.00	
047 TJJD (R) REG DIVERSION GRA	.00	.00	-372.64	12,421.34	.00	372.64	100.0%
TOTAL REVENUES	-15,628.00	-15,628.00	-12,793.98	.00	.00	-2,834.02	
TOTAL EXPENSES	15,628.00	15,628.00	12,421.34	12,421.34	.00	3,206.66	
050 JUVENILE STAR PROGRAM	.00	.00	-454,673.75	-565,819.47	6,643.73	448,030.02	100.0%
TOTAL REVENUES	-601,895.00	-601,895.00	-600,000.00	-600,000.00	.00	-1,895.00	
TOTAL EXPENSES	601,895.00	601,895.00	145,326.25	34,180.53	6,643.73	449,925.02	
051 JUVENILE PROBATION	.00	.00	-173,394.02	-37,284.06	155,497.16	17,896.86	100.0%
TOTAL REVENUES	-7,268,579.00	-7,268,579.00	-1,410,966.64	-352,846.70	.00	-5,857,612.36	
TOTAL EXPENSES	7,268,579.00	7,268,579.00	1,237,572.62	315,562.64	155,497.16	5,875,509.22	
054 TJJD (A) JUV PROB COMM GRA	.00	.00	-296,500.48	-31,483.88	89,905.25	206,595.23	100.0%
TOTAL REVENUES	-2,060,335.00	-2,060,335.00	-740,011.32	-137,424.00	.00	-1,320,323.68	
TOTAL EXPENSES	2,060,335.00	2,060,335.00	443,510.84	105,940.12	89,905.25	1,526,918.91	
055 JUVENILE DETENTION	.00	.00	430,324.27	211,750.34	28,591.78	-458,916.05	100.0%
TOTAL REVENUES	-4,504,336.00	-4,504,336.00	-640,250.62	-48,235.00	.00	-3,864,085.38	
TOTAL EXPENSES	4,504,336.00	4,504,336.00	1,070,574.89	259,985.34	28,591.78	3,405,169.33	
057 JUVENILE FOOD SERVICE	.00	.00	25,910.32	15,954.21	132,848.33	-158,758.65	100.0%
TOTAL REVENUES	-382,238.00	-382,238.00	-74,231.49	-7,692.14	.00	-308,006.51	
TOTAL EXPENSES	382,238.00	382,238.00	100,141.81	23,646.35	132,848.33	149,247.86	

04/09/2021 11:26
RScott

Lubbock County
BUDGET SUMMARIES REPORT
FUND SUMMARY MARCH 2021

P 2
glytdbud

FOR 2021 04

064	TJJD (E) TITLE IV E GRANT	ORIGINAL APPROP	REVISED BUDGET	YTD ACTUAL	MTD ACTUAL	ENCUMBRANCES	AVAILABLE BUDGET	PCT USED
064	TJJD (E) TITLE IV E GRANT	.00	.00	-1,063.00	3,043.72	.00	1,063.00	100.0%
	TOTAL REVENUES	-204,400.00	-204,400.00	-25,199.93	-3,084.67	.00	-179,200.07	
	TOTAL EXPENSES	204,400.00	204,400.00	24,136.93	6,128.39	.00	180,263.07	
066	CJD RE ENTRY DRUG COURT GR	.00	.00	3,100.18	3,100.18	1,426.32	-4,526.50	100.0%
	TOTAL REVENUES	-40,953.00	-40,953.00	-9,928.55	.00	.00	-31,024.45	
	TOTAL EXPENSES	40,953.00	40,953.00	13,028.73	3,100.18	1,426.32	26,497.95	
067	CJD DWI COURT GRANT	.00	.00	1,670.27	1,670.27	1,720.05	-3,390.32	100.0%
	TOTAL REVENUES	-36,612.00	-36,612.00	-6,127.27	.00	.00	-30,484.73	
	TOTAL EXPENSES	36,612.00	36,612.00	7,797.54	1,670.27	1,720.05	27,094.41	
070	ON LINE ACCESS	.00	.00	-21,361.74	-6,989.93	419.72	20,942.02	100.0%
	TOTAL REVENUES	-185,000.00	-185,000.00	-24,606.61	-6,989.93	.00	-160,393.39	
	TOTAL EXPENSES	185,000.00	185,000.00	3,244.87	.00	419.72	181,335.41	
072	CJD DRUG COURT GRANT	.00	.00	1,279.28	1,279.28	2,270.03	-3,549.31	100.0%
	TOTAL REVENUES	-48,991.00	-48,991.00	-4,488.43	.00	.00	-44,502.57	
	TOTAL EXPENSES	48,991.00	48,991.00	5,767.71	1,279.28	2,270.03	40,953.26	
074	COUNTY DRUG COURT COURT CO	.00	.00	-3,807.94	-32.31	500.00	3,307.94	100.0%
	TOTAL REVENUES	-38,740.00	-38,740.00	-3,807.94	-32.31	.00	-34,932.06	
	TOTAL EXPENSES	38,740.00	38,740.00	.00	.00	500.00	38,240.00	
075	DISPUTE RESOLUTION	.00	.00	24,163.57	2,220.51	7,835.43	-31,999.00	100.0%
	TOTAL REVENUES	-342,950.00	-342,950.00	-100,474.08	-29,129.54	.00	-242,475.92	
	TOTAL EXPENSES	342,950.00	342,950.00	124,637.65	31,350.05	7,835.43	210,476.92	
076	USDA AG MEDIATION GRANT	.00	.00	8,721.54	8,093.41	449.95	-9,171.49	100.0%
	TOTAL REVENUES	-420,000.00	-420,000.00	-24,886.17	.00	.00	-395,113.83	
	TOTAL EXPENSES	420,000.00	420,000.00	33,607.71	8,093.41	449.95	385,942.34	
077	DOMESTIC RELATIONS OFFICE	.00	.00	-6,880.85	-626.30	1,590.00	5,290.85	100.0%
	TOTAL REVENUES	-199,000.00	-199,000.00	-62,792.22	-15,965.76	.00	-136,207.78	
	TOTAL EXPENSES	199,000.00	199,000.00	55,911.37	15,339.46	1,590.00	141,498.63	
079	VENUE HOT & STVR TAX	.00	.00	46,657.87	424,455.57	.00	-46,657.87	100.0%
	TOTAL REVENUES	-2,120,000.00	-2,120,000.00	-557,909.13	-180,111.43	.00	-1,562,090.87	
	TOTAL EXPENSES	2,120,000.00	2,120,000.00	604,567.00	604,567.00	.00	1,515,433.00	
081	LAW LIBRARY	.00	.00	10,503.26	-30,334.81	50,062.22	-60,565.48	100.0%
	TOTAL REVENUES	-198,905.00	-198,905.00	-82,176.11	-42,175.99	.00	-116,728.89	
	TOTAL EXPENSES	198,905.00	198,905.00	92,679.37	11,841.18	50,062.22	56,163.41	
083	ELECTION SERVICES	.00	.00	385,623.31	.00	104,755.53	-490,378.84	100.0%
	TOTAL REVENUES	-769,775.00	-769,775.00	.00	.00	.00	-769,775.00	
	TOTAL EXPENSES	769,775.00	769,775.00	385,623.31	.00	104,755.53	279,396.16	
084	HELP AMERICA VOTE ACT	.00	.00	-116,521.36	.00	1,262.39	115,258.97	100.0%
	TOTAL REVENUES	-200,000.00	-433,235.00	-171,206.72	.00	.00	-262,028.28	
	TOTAL EXPENSES	200,000.00	433,235.00	54,685.36	.00	1,262.39	377,287.25	
085	ELECTION ADMINISTRATION	.00	.00	26,182.77	-18.39	.00	-26,182.77	100.0%
	TOTAL REVENUES	-67,700.00	-67,700.00	-85.23	-18.39	.00	-67,614.77	
	TOTAL EXPENSES	67,700.00	67,700.00	26,268.00	.00	.00	41,432.00	
086	ELECTION EQUIPMENT	.00	.00	83,466.61	-21.89	.00	-83,466.61	100.0%
	TOTAL REVENUES	-85,500.00	-85,500.00	-117.34	-21.89	.00	-85,382.66	
	TOTAL EXPENSES	85,500.00	85,500.00	83,583.95	.00	.00	1,916.05	

04/09/2021 11:26
RScott

Lubbock County
BUDGET SUMMARIES REPORT
FUND SUMMARY MARCH 2021

P 3
glytdbud

FOR 2021 04

090	DIST CLK RECORDS MGT. AND PRES	ORIGINAL APPROP	REVISED BUDGET	YTD ACTUAL	MTD ACTUAL	ENCUMBRANCES	AVAILABLE BUDGET	PCT USED
090	DIST CLK RECORDS MGT. AND	.00	.00	1,495.61	919.89	4,254.00	-5,749.61	100.0%
	TOTAL REVENUES	-41,701.00	-41,701.00	-5,971.34	-1,473.93	.00	-35,729.66	
	TOTAL EXPENSES	41,701.00	41,701.00	7,466.95	2,393.82	4,254.00	29,980.05	
091	CTY CLK RECORDS MGT. AND P	.00	.00	-183,489.92	-50,248.63	.00	183,489.92	100.0%
	TOTAL REVENUES	-610,334.00	-610,334.00	-208,918.99	-56,492.27	.00	-401,415.01	
	TOTAL EXPENSES	610,334.00	610,334.00	25,429.07	6,243.64	.00	584,904.93	
092	CTY RECORDS MGT. AND PRES	.00	.00	8,815.39	2,482.15	.00	-8,815.39	100.0%
	TOTAL REVENUES	-82,948.00	-82,948.00	-14,414.05	-3,085.77	.00	-68,533.95	
	TOTAL EXPENSES	82,948.00	82,948.00	23,229.44	5,567.92	.00	59,718.56	
093	COURTHOUSE SECURITY	.00	.00	1,389.67	-103.37	1,056.33	-2,446.00	100.0%
	TOTAL REVENUES	-110,000.00	-110,000.00	-34,225.47	-8,171.84	.00	-75,774.53	
	TOTAL EXPENSES	110,000.00	110,000.00	35,615.14	8,068.47	1,056.33	73,328.53	
094	COURT RECORD PRESERVATION	.00	.00	-16,378.52	-4,603.36	500.00	15,878.52	100.0%
	TOTAL REVENUES	-50,500.00	-50,500.00	-16,378.52	-4,603.36	.00	-34,121.48	
	TOTAL EXPENSES	50,500.00	50,500.00	.00	.00	500.00	50,000.00	
095	LOCAL TRUANCY PREVENT & DI	.00	.00	-3,168.52	-1.65	.00	3,168.52	100.0%
	TOTAL REVENUES	-10,000.00	-10,000.00	-3,168.52	-1.65	.00	-6,831.48	
	TOTAL EXPENSES	10,000.00	10,000.00	.00	.00	.00	10,000.00	
096	HISTORICAL COMMISSION	.00	.00	-5,214.42	-5,207.96	.00	5,214.42	100.0%
	TOTAL REVENUES	-6,350.00	-6,350.00	-5,758.92	-5,752.46	.00	-591.08	
	TOTAL EXPENSES	6,350.00	6,350.00	544.50	544.50	.00	5,805.50	
097	CHILD ABUSE PREVENTION	.00	.00	-12.82	-.47	.00	12.82	100.0%
	TOTAL REVENUES	-325.00	-325.00	-12.82	-.47	.00	-312.18	
	TOTAL EXPENSES	325.00	325.00	.00	.00	.00	325.00	
098	JUSTICE COURT TECHNOLOGY	.00	.00	.00	3,162.19	.00	.00	.0%
	TOTAL REVENUES	.00	.00	.00	3,162.19	.00	.00	
099	CTY/DIST COURT TECHNOLOGY	.00	.00	-765.01	-69.61	.00	765.01	100.0%
	TOTAL REVENUES	-10,000.00	-10,000.00	-765.01	-69.61	.00	-9,234.99	
	TOTAL EXPENSES	10,000.00	10,000.00	.00	.00	.00	10,000.00	
102	DIST COURT RECORDS TECHNOL	.00	.00	-11,292.93	-2,801.61	.00	11,292.93	100.0%
	TOTAL REVENUES	-64,250.00	-64,250.00	-11,292.93	-2,801.61	.00	-52,957.07	
	TOTAL EXPENSES	64,250.00	64,250.00	.00	.00	.00	64,250.00	
103	COUNTY CLERK RECORDS ARCHI	.00	.00	-200,378.78	-53,433.39	36,156.75	164,222.03	100.0%
	TOTAL REVENUES	-1,460,000.00	-1,460,000.00	-207,222.03	-56,086.59	.00	-1,252,777.97	
	TOTAL EXPENSES	1,460,000.00	1,460,000.00	6,843.25	2,653.20	36,156.75	1,417,000.00	
105	COMMUNITY/ECONOMIC DEV PRG	.00	.00	-157.68	-34.09	.00	157.68	100.0%
	TOTAL REVENUES	-16,000.00	-16,000.00	-157.68	-34.09	.00	-15,842.32	
	TOTAL EXPENSES	16,000.00	16,000.00	.00	.00	.00	16,000.00	
108	JP1 JUSTICE COURT TECHNOLO	.00	.00	-1,054.54	-1,152.23	2,729.12	-1,674.58	100.0%
	TOTAL REVENUES	-58,153.00	-58,153.00	-1,325.42	-1,287.67	.00	-56,827.58	
	TOTAL EXPENSES	58,153.00	58,153.00	270.88	135.44	2,729.12	55,153.00	
109	JP2 JUSTICE COURT TECHNOLO	.00	.00	-604.46	-552.90	.00	604.46	100.0%
	TOTAL REVENUES	-47,812.00	-47,812.00	-604.46	-552.90	.00	-47,207.54	
	TOTAL EXPENSES	47,812.00	47,812.00	.00	.00	.00	47,812.00	

04/09/2021 11:26
RScott

Lubbock County
BUDGET SUMMARIES REPORT
FUND SUMMARY MARCH 2021

P 4
glytddb

FOR 2021 04

110	JP3 JUSTICE COURT TECHNOLOGY	ORIGINAL APPROP	REVISED BUDGET	YTD ACTUAL	MTD ACTUAL	ENCUMBRANCES	AVAILABLE BUDGET	PCT USED
110	JP3 JUSTICE COURT TECHNOLO	.00	.00	847.03	-85.65	274.51	-1,121.54	100.0%
	TOTAL REVENUES	-8,100.00	-8,100.00	-510.20	-494.88	.00	-7,589.80	
	TOTAL EXPENSES	8,100.00	8,100.00	1,357.23	409.23	274.51	6,468.26	
111	JP4 JUSTICE COURT TECHNOLO	.00	.00	2,301.07	2,347.48	904.87	-3,205.94	100.0%
	TOTAL REVENUES	-8,500.00	-8,500.00	-1,140.53	-1,094.12	.00	-7,359.47	
	TOTAL EXPENSES	8,500.00	8,500.00	3,441.60	3,441.60	904.87	4,153.53	
113	REGIONAL PUBLIC DEFENDER G	.00	.00	651,803.76	2,101,193.29	19,447.23	-671,250.99	100.0%
	TOTAL REVENUES	-6,390,670.00	-6,390,670.00	-2,815,646.60	-22,599.33	.00	-3,575,023.40	
	TOTAL EXPENSES	6,390,670.00	6,390,670.00	3,467,450.36	2,123,792.62	19,447.23	2,903,772.41	
122	SHERIFF CONTRABAND	.00	.00	-50,780.83	-25,671.00	.00	50,780.83	100.0%
	TOTAL REVENUES	-363,500.00	-363,500.00	-92,007.23	-41,794.80	.00	-271,492.77	
	TOTAL EXPENSES	363,500.00	363,500.00	41,226.40	16,123.80	.00	322,273.60	
124	INMATE SUPPLY	.00	.00	19,851.29	-28,009.60	.00	-19,851.29	100.0%
	TOTAL REVENUES	-864,000.00	-864,000.00	-337,875.95	-86,462.72	.00	-526,124.05	
	TOTAL EXPENSES	864,000.00	864,000.00	357,727.24	58,453.12	.00	506,272.76	
126	VINE GRANT	.00	.00	.00	.00	22,639.69	-22,639.69	100.0%
	TOTAL REVENUES	-30,171.00	-30,171.00	-7,530.63	.00	.00	-22,640.37	
	TOTAL EXPENSES	30,171.00	30,171.00	7,530.63	.00	22,639.69	.68	
128	HOMELAND SECURITY GRANT	.00	.00	-111,436.00	-111,436.00	139,514.35	-28,078.35	100.0%
	TOTAL REVENUES	-135,962.00	-293,083.00	-121,036.00	-111,436.00	.00	-172,047.00	
	TOTAL EXPENSES	135,962.00	293,083.00	9,600.00	.00	139,514.35	143,968.65	
142	LEOSE SHERIFF	.00	.00	-81.71	-17.74	.00	81.71	100.0%
	TOTAL REVENUES	-120,688.00	-120,688.00	-81.71	-17.74	.00	-120,606.29	
	TOTAL EXPENSES	120,688.00	120,688.00	.00	.00	.00	120,688.00	
145	SHERIFF COMMISSARY SALARY	.00	.00	59,923.04	26,805.37	.00	-59,923.04	100.0%
	TOTAL REVENUES	-656,701.00	-656,701.00	-151,288.51	-25,662.79	.00	-505,412.49	
	TOTAL EXPENSES	656,701.00	656,701.00	211,211.55	52,468.16	.00	445,489.45	
148	MAT RE-ENTRY PROGRAM	.00	.00	.00	.00	27,848.06	-27,848.06	100.0%
	TOTAL REVENUES	-219,984.00	-219,984.00	.00	.00	.00	-219,984.00	
	TOTAL EXPENSES	219,984.00	219,984.00	.00	.00	27,848.06	192,135.94	
150	TAG GRANT	.00	.00	.00	.00	140,879.62	-140,879.62	100.0%
	TOTAL REVENUES	-1,002,028.00	-1,002,028.00	-184,260.63	-42,356.72	.00	-817,767.37	
	TOTAL EXPENSES	1,002,028.00	1,002,028.00	184,260.63	42,356.72	140,879.62	676,887.75	
152	JMHCP GRANT	.00	.00	.00	.00	.00	.00	.0%
	TOTAL REVENUES	.00	-155,153.00	.00	.00	.00	-155,153.00	
	TOTAL EXPENSES	.00	155,153.00	.00	.00	.00	155,153.00	
161	CDA BUSINESS CRIMES	.00	.00	-4,402.00	-2,525.60	.00	4,402.00	100.0%
	TOTAL REVENUES	-108,500.00	-108,500.00	-11,649.68	-3,250.36	.00	-96,850.32	
	TOTAL EXPENSES	108,500.00	108,500.00	7,247.68	724.76	.00	101,252.32	
163	CDA CONTRABAND	.00	.00	-37,614.24	-36,888.68	.00	37,614.24	100.0%
	TOTAL REVENUES	-76,500.00	-76,500.00	-61,738.70	-38,591.17	.00	-14,761.30	
	TOTAL EXPENSES	76,500.00	76,500.00	24,124.46	1,702.49	.00	52,375.54	
164	CDA SPATTF GRANT	.00	.00	41,447.53	37,509.29	22,397.56	-63,845.09	100.0%
	TOTAL REVENUES	-718,054.00	-718,054.00	-188,571.17	-15,368.38	.00	-529,482.83	
	TOTAL EXPENSES	718,054.00	718,054.00	230,018.70	52,877.67	22,397.56	465,637.74	

04/09/2021 11:26
RScott

Lubbock County
BUDGET SUMMARIES REPORT
FUND SUMMARY MARCH 2021

P 5
glytddb

FOR 2021 04

166	CDA JAG GRANT	ORIGINAL APPROP	REVISED BUDGET	YTD ACTUAL	MTD ACTUAL	ENCUMBRANCES	AVAILABLE BUDGET	PCT USED
166	CDA JAG GRANT	.00	.00	-163,884.30	399.18	6,427.30	157,457.00	100.0%
	TOTAL REVENUES	-172,422.00	-172,422.00	-165,429.00	-18.82	.00	-6,993.00	
	TOTAL EXPENSES	172,422.00	172,422.00	1,544.70	418.00	6,427.30	164,450.00	
168	CDA Border Prosecution Uni	.00	.00	.00	.00	.00	.00	.0%
	TOTAL REVENUES	-199,700.00	-199,700.00	.00	.00	.00	-199,700.00	
	TOTAL EXPENSES	199,700.00	199,700.00	.00	.00	.00	199,700.00	
171	CDA VOCA VICTIM ADV PROJEC	.00	.00	.00	.00	.00	.00	.0%
	TOTAL REVENUES	-271,182.00	-271,182.00	-43,112.04	-10,532.57	.00	-228,069.96	
	TOTAL EXPENSES	271,182.00	271,182.00	43,112.04	10,532.57	.00	228,069.96	
201	GEN OB REFUNDING BOND SRS	.00	.00	-4,128,075.53	-1,499,244.30	5,737,375.00	-1,609,299.47	100.0%
	TOTAL REVENUES	-6,427,503.00	-6,427,503.00	-4,128,393.53	-1,499,562.30	.00	-2,299,109.47	
	TOTAL EXPENSES	6,427,503.00	6,427,503.00	318.00	318.00	5,737,375.00	689,810.00	
202	UNLIMITED TAX ROAD BONDS	.00	.00	-911,676.78	-340,839.49	1,250,775.00	-339,098.22	100.0%
	TOTAL REVENUES	-1,395,686.00	-2,209,434.00	-912,076.78	-340,839.49	.00	-1,297,357.22	
	TOTAL EXPENSES	1,395,686.00	2,209,434.00	400.00	.00	1,250,775.00	958,259.00	
204	TAX NOTES, SERIES 2013	.00	.00	-209.43	-45.25	.00	209.43	100.0%
	TOTAL REVENUES	.00	.00	-209.43	-45.25	.00	209.43	
206	GEN OB REFUNDING BOND SRS	.00	.00	-575,811.69	-208,710.87	798,175.00	-222,363.31	100.0%
	TOTAL REVENUES	-891,011.00	-891,011.00	-576,311.69	-209,210.87	.00	-314,699.31	
	TOTAL EXPENSES	891,011.00	891,011.00	500.00	500.00	798,175.00	92,336.00	
208	SPECIAL TAX REVENUE BONDS	.00	.00	-604,646.67	-604,646.67	.00	604,646.67	100.0%
	TOTAL REVENUES	-604,567.00	-604,567.00	-604,646.67	-604,646.67	.00	79.67	
	TOTAL EXPENSES	604,567.00	604,567.00	.00	.00	.00	604,567.00	
301	MPO ROAD CONSTRUCTION	.00	.00	90,222.28	-54,043.97	1,619,781.92	-1,710,004.20	100.0%
	TOTAL REVENUES	-1,721,096.00	-1,721,096.00	4.20	-54,043.97	.00	-1,721,100.20	
	TOTAL EXPENSES	1,721,096.00	1,721,096.00	90,218.08	.00	1,619,781.92	11,096.00	
302	TAX ROAD BOND CONSTRUCTION	.00	.00	-41,000,484.26	-6,025.41	221,000.00	40,779,484.26	100.0%
	TOTAL REVENUES	-46,091,727.00	-46,091,727.00	-41,255,484.26	-6,025.41	.00	-4,836,242.74	
	TOTAL EXPENSES	46,091,727.00	46,091,727.00	255,000.00	.00	221,000.00	45,615,727.00	
307	CRTC RENOVATIONS #2	.00	.00	188,697.88	70,651.73	327,997.01	-516,694.89	100.0%
	TOTAL REVENUES	-1,961,000.00	-1,961,000.00	-340.88	-51.58	.00	-1,960,659.12	
	TOTAL EXPENSES	1,961,000.00	1,961,000.00	189,038.76	70,703.31	327,997.01	1,443,964.23	
308	VENUE CAPITAL PROJECT	.00	.00	236,570.92	-628.31	.00	-236,570.92	100.0%
	TOTAL REVENUES	-5,000,000.00	-5,000,000.00	-2,892.90	-628.31	.00	-4,997,107.10	
	TOTAL EXPENSES	5,000,000.00	5,000,000.00	239,463.82	.00	.00	4,760,536.18	
401	EMPLOYEE HEALTH BENEFIT	.00	.00	990,565.59	248,591.39	7,526,256.22	-8,516,821.81	100.0%
	TOTAL REVENUES	-12,878,000.00	-12,878,000.00	-3,526,614.37	-909,607.43	.00	-9,351,385.63	
	TOTAL EXPENSES	12,878,000.00	12,878,000.00	4,517,179.96	1,158,198.82	7,526,256.22	834,563.82	
403	WORKERS COMPENSATION	.00	.00	-326,896.96	-104,800.96	648,721.30	-321,824.34	100.0%
	TOTAL REVENUES	-1,630,500.00	-1,630,500.00	-581,090.66	-126,912.80	.00	-1,049,409.34	
	TOTAL EXPENSES	1,630,500.00	1,630,500.00	254,193.70	22,111.84	648,721.30	727,585.00	
	GRAND TOTAL	.00	.00	-64,624,291.58	-14,534,730.66	34,908,034.29	29,716,257.29	100.0%

** END OF REPORT - Generated by Scott, Rhonda **